



Illinois
Environmental
Protection Agency

Bureau of Land
1021 North Grand Avenue East
P.O. Box 19276
Springfield, IL 62794-9276

November 2004

IEPA/BOL/04-021

Nonhazardous Solid Waste Management and Landfill Capacity in Illinois



2003 Annual Report

Topics Covered

- Waste disposed in landfills, 2001-2003
- Specification pages for 56 landfills, 111 transfer stations and 59 compost sites
- Waste handled by transfer stations, 2001-2003
- Remaining disposal capacity as of Jan. 1, 2003, and Jan. 1, 2004
- Waste generated and recycled, 2003
- Waste composted, 2001-2003

Nonhazardous Solid Waste Management And Landfill Capacity In Illinois: 2003

Reporting period for waste disposal: Jan. 1 to Dec. 31, 2003
Reporting date for landfill capacity: Jan. 1, 2004

This report has been prepared for the Governor of the State of Illinois and the General Assembly
in accordance with Section 4 of the Illinois Solid Waste Management Act.

Illinois Environmental Protection Agency
Bureau of Land
Division of Land Pollution Control
Waste Reduction and Compliance Section

1021 North Grand Avenue East
P.O. Box 19276
Springfield, IL 62794-9276

Contents

Additional Information and Acknowledgements	vii
Photo Credits	viii
Preface.....	ix
How to Use the Illinois EPA Landfill Capacity Report	x
Executive Summary	xi
Introduction	1
Maps	17
Region One: Northwestern Illinois	R1.1
Region Two: Chicago Metropolitan	R2.1
Region Three: Peoria/Quad Cities.....	R3.1
Region Four: East Central Illinois	R4.1
Region Five: West Central Illinois.....	R5.1
Region Six: Metropolitan East St. Louis	R6.1
Region Seven: Southern Illinois	R7.1
Appendix A: Solid Waste Landfill Owners and Operators: Alphabetic by Facility.....	A1
Appendix B: Solid Waste Landfill Owners and Operators: Alphabetic by County	B1
Appendix C: Solid Waste Landfills Ranked by Waste Received: 2003	C1
Appendix D: Solid Waste Landfills Ranked by Remaining Capacities; as of Jan. 1, 2004	D1
Appendix E: Solid Waste Transfer Station Owners and Operators: Alphabetic by Facility.....	E1
Appendix F: Solid Waste Transfer Station Owners and Operators: Alphabetic by County	F1
Appendix G: Solid Waste Transfer Stations Ranked by Waste Received: 2003	G1
Appendix H: Landscape Waste Compost Facility Owners and Operators: Alphabetic by Facility	H1
Appendix I: Landscape Waste Compost Facility Owners and Operators: Alphabetic by County	I1
Appendix J: Landscape Waste Compost Facilities Ranked by Waste Received: 2003.....	J1
Appendix K: Contact List for Solid Waste Planning and Recycling: Alphabetic by County.....	K1
Appendix L: Adoption Dates and Updates of Solid Waste Management Plans: Alphabetic by County	L1
Appendix M: Municipal Waste Generation and Recycling: Alphabetic by County	M1

Maps and Tables

State Solid Waste Surcharge Fees	2
National Figures for 2000 Reported by USEPA.....	4
State of Origin of Waste Received at Illinois Landfills in 2003	5
Illinois Landfills: Waste Accepted in 2003 Versus 2002.....	5
Illinois Landfills: Remaining Capacities Jan. 1, 2004 Versus Jan. 1, 2003.....	6
Waste Disposed and Landfill Capacity Per Capita; Landfill Life Expectancy	6
Statewide Landfill Capacity Is Abundant Despite Same Number of Facilities	7
New Facilities Permitted to be Developed or Constructed.....	8
Municipal Waste Management in Illinois: 2003.....	8
Municipal Waste Generated & Recycled	9
Compost Facilities: Waste Handled in 2003	10
Transfer Stations: Waste Handled in 2003.....	11
Local Agencies Delegated to Inspect Pollution Control Facilities for the Illinois EPA (map).....	17
Illinois Landfills, 2003 (map).....	19
Landfills: Active, Closed & Under Development in 2003 (map).....	21
Landfills Receiving Waste from Other States in 2003 (map).....	23
Illinois Environmental Protection Agency Administrative Regions (map)	25
Region One: Landfills and Transfer Stations in 2003 (map depicting capacity gains or losses).....	R1.1
Region One: Landfills: Waste Accepted 2003; Remaining Capacities Jan. 1, 2004.....	R1.2
Region One: Transfer Stations: Waste Handled 2003	R1.3
Region One: Compost Facilities: Waste Accepted 2003	R1.4
Region One: Municipal Waste Recycled	R1.4
Region Two: Chicago Metro Area Landfills and Transfer Stations 2003 (map).....	R2.0
Region Two: Landfills: Waste Accepted 2003; Remaining Capacities Jan. 1, 2004.....	R2.3
Region Two: Solid Waste Statistics	R2.3
Region Two: Transfer Stations: Waste Handled 2003	R2.6
Region Two: Compost Facilities: Waste Accepted 2003	R2.6
Region Two: Region 2's Inactive or Closed Compost Sites	R2.6
Region Two: Municipal Waste Recycled	R2.7
Region Three: Landfills and Transfer Stations in 2003 (map depicting capacity gains or losses)	R3.1
Region Three: Landfills: Waste Accepted 2003; Remaining Capacities Jan. 1, 2004	R3.2
Region Three: Transfer Stations: Waste Handled 2003	R3.3
Region Three: Compost Facilities: Waste Accepted 2003.....	R3.4
Region Three: Municipal Waste Recycled.....	R3.4
Region Four: Landfills and Transfer Stations in 2003 (map depicting capacity gains or losses)	R4.1
Region Four: Landfills: Waste Accepted 2003; Remaining Capacities Jan. 1, 2004.....	R4.2
Region Four: Transfer Stations: Waste Handled 2003	R4.3
Region Four: Compost Facilities: Waste Accepted 2003.....	R4.3
Region Four: Municipal Waste Recycled.....	R4.4

Maps and Tables

Region Five: Landfills and Transfer Stations in 2003 (map depicting capacity gains or losses).....	R5.1
Region Five: Landfills: Waste Accepted 2003; Remaining Capacities Jan. 1, 2004.....	R5.2
Region Five: Transfer Stations: Waste Handled 2003	R5.3
Region Five: Compost Facilities: Waste Accepted 2003	R5.3
Region Five: Municipal Waste Recycled	R5.4
Region Six: Landfills and Transfer Stations in 2003 (map depicting capacity gains or losses)	R6.1
Region Six: Landfills: Waste Accepted 2003; Remaining Capacities Jan. 1, 2004	R6.2
Region Six: Transfer Stations: Waste Handled 2003.....	R6.3
Region Six: Compost Facilities: Waste Accepted 2003	R6.4
Region Six: Municipal Waste Recycled	R6.4
Region Seven: Landfills and Transfer Stations in 2003 (map depicting capacity gains or losses)	R7.1
Region Seven: Landfills: Waste Accepted 2003; Remaining Capacities Jan. 1, 2004	R7.2
Region Seven: Transfer Stations: Waste Handled 2003.....	R7.3
Region Seven: Compost Facilities: Waste Accepted 2003	R7.3
Region Seven: Municipal Waste Recycled	R7.4

Additional Information and Acknowledgements

How to Obtain Additional Information

To learn more about municipal solid waste landfills, transfer stations or compost facilities in Illinois, please call 217-785-8604, or write to:

Illinois Environmental Protection Agency
Bureau of Land
Division of Land Pollution Control
Waste Reduction and Compliance Section
P.O. Box 19276
Springfield, IL 62794-9276

Our Internet address is <http://www.epa.state.il.us>

When using courier services (UPS, Airborne, etc.), please use the following street address and zip code:

1021 North Grand Avenue East
Springfield, IL 62702

Acknowledgements

This document is produced by the Illinois Environmental Protection Agency, Renee Cipriano, Director, and is published by the Agency's Office of Public Information, Dennis McMurray, Manager. Primary Editor was Ellen Robinson of the Waste Reduction and Compliance Section, Bureau of Land.

The report is printed in the Agency's print shop. Many thanks to Tom Davis who provided publishing advice to the Primary Editor. Nina Dugger provided editing. Excellent typing and design was provided by Judy Brubaker, the Section's clerical support. Photos were chosen by Terry Bent of Allied Waste, David Gambach, Ellen Robinson, Gary Steele and Robert Wiatroluk. Poems were from fifth and sixth graders throughout the State who won our 2003-2004 contest. Full length, fold-out State of Illinois and Chicago Metropolitan area maps using GIS software, were designed by Ted Prescott.

Illinois EPA Bureau of Land personnel contributed their time and expertise to the development of this publication. Computer data calculation was provided by Darrel Watkins, ensuring better data accuracy throughout the report. Assistance with compost site permitting and inspecting was provided by Gary Cima and Gary Steele. Neelu Reddy of the Remedial Project Management Section provided information about our abandoned landfill program. Jim Moore explained closure procedures for landfills.

The Agency also wishes to thank the 18 delegated counties, plus Ambraw Valley Solid Waste Agency and the City of Chicago who inspect and have first-hand knowledge of approximately 50 percent of the landfills, transfer stations and compost sites covered in this report. Our seven regional offices and their regional managers are responsible for inspecting all Agency-permitted pollution control facilities.

Photo Credits

- Cover Photo:** Photo of Sangamon Valley Landfill, Springfield, by Rich Johnson, Assistant Regional Manager Illinois EPA, Springfield Regional Office
- Page 1** Photo of a Chicago transfer station by Ellen Robinson, Project Manager, Illinois EPA, Springfield Headquarters
- Region 1:** Essay: "Waste on Earth", Kim Whitfield, Oak Grove East School, Bartonville
- Region 2:** Photo of Hooker Street Transfer Station, Chicago by Ellen Robinson, Project Manager, Illinois EPA, Springfield Headquarters
- Region 3:** Poem: "Put Waste in Its Place", Kora Bestold, student, Oak Grove East School, Bartonville
- Region 4:** Aerial photo of Livingston Landfill, Pontiac, provided by Michael Friend, R. Russell and Associates, Pontiac and edited by Barbara Nowack of Andrews Environmental Engineering, Springfield
- Region 5:** Photo of Sangamon Valley Landfill, Springfield, by Hannah Van Zutphen-Kann, published in The State Journal-Register, February 12, 2004, reprinted with permission
- Region 6:** Photo of Roxana Landfill, Roxana, by David Terry, Solid Waste Inspector, Madison County Planning and Development, Edwardsville
- Region 7:** Poem: "Trash Could Ruin Us All!" Kelsey Swindle, student, Lisle Junior High School, Lisle
- Landfills**
Appendices A-D: Photo courtesy of David Farley, operator, Sangamon Valley Landfill, Springfield
- Transfer Stations**
Appendices E-G: Photo of Waste Management/Springfield Transfer Station by Dan Erni, Environmental Engineer, Waste Management, Taylorville
- Compost Sites**
Appendices H-J: Photo of Dirksen Parkway Compost Facility, Springfield, by Rochelle Gillespie, Associate Sanitarian, Sangamon County Department of Public Health, Springfield
- Solid Waste Planning & Recycling**
Appendices K-M: Recycling Activities at Lake Area Recycling Center, Springfield. Photo by Robert Wiatrolik, Photographer, Illinois EPA, Springfield Headquarters

Although the capacity remaining in Illinois landfills declined slightly, the available space is still adequate and should serve our citizens for at least another 12 years. In this, the Agency's 17th annual report on landfill disposal and available landfill capacity in Illinois, we report to you not only the remaining capacity, but many other useful facts about landfills and pollution control facilities throughout the state.

Since its inception in 1970, the Illinois EPA has overseen the development and operation of a productive system of modern sanitary landfills. The Agency continues to ensure that these facilities meet the strictest disposal standards in history, and that they are engineered to be fully protective of human health and the environment, especially where it concerns any possibility of groundwater contamination.

In 2003, the number of active landfills in Illinois accepting waste was 50. Regional capacity, however, varied tremendously. Region 4, which includes counties in East Central Illinois, has about four remaining years. The Chicago Metropolitan Region had five years of landfill capacity remaining at the end of 2003.

In July 2003, Sangamon Valley Landfill, Springfield re-opened after approval was received for a 50.31 acre lateral expansion that added 5.1 million cubic yards of airspace for waste disposal.

In October 2003, Milam Recycling and Disposal Facility, East St. Louis provided a 4.75 million cubic yards expansion to the state, adding 19.5 cubic yards of airspace for waste disposal.

Other landfills that expanded or were constructed at the beginning of 2004, include Winnebago Reclamation Services, Rockford; Prairie View Recycling and Disposal Facility, Wilmington; Envirofil of Illinois Inc, Macomb; Indian Creek Landfill #2, Hopedale; and Perry Ridge, DuQuoin. More about these facilities will be in the 18th annual report.

In 2003, there were additionally 91 active transfer stations and 38 active compost facilities that help manage the waste generated in Illinois.

Additionally, the Illinois EPA's seven regional offices and 18 counties, the Ambrow Valley Solid Waste Agency and the City of Chicago have been delegated the authority to inspect landfills, transfer stations and compost sites in their jurisdictions, providing a needed service to the citizens of Illinois.

The Illinois EPA hopes you will find this information useful and instructive and welcomes your comments and suggestions as to how it may be improved.

Renee Cipriano
Director
Illinois EPA



How to Use the Illinois EPA Landfill Capacity Report

Nonhazardous Solid Waste Management and Landfill Capacity in Illinois is Illinois EPA's annual report describing the management of nonhazardous municipal solid waste by the State's solid waste landfills, transfer stations and compost facilities. The report is divided into sections representing Illinois EPA's administrative regions. Region 1 includes Northwestern Illinois counties; Region 2 includes Chicago Metropolitan counties; Region 3 includes Peoria/Quad Cities area counties; Region 4 includes East Central Illinois counties; Region 5 includes West Central Illinois counties; Region 6 includes Metropolitan East St. Louis area counties; and Region 7 includes Southern Illinois counties.



Each regional section includes newly designed specification pages describing the chief physical characteristics of each landfill. Provided are: its location and hours of operation, tipping fee, quantities of wastes received for the last three years, the landfill's certified remaining capacity (in gate cubic yards) for the last two reporting dates, solid waste management fees paid in 2003, the Agency regional field office or delegated local authority that inspects the facility, and the name, address and phone number of the landfill's owner and operator. Similar, but scaled down specification pages, are included for each transfer station. In all, this report includes details of 56 landfills, 111 transfer stations and 59 compost facilities. Those sites included accepted some waste in 2001, 2002 and/or 2003.

Landfill details are found in Appendices A through D; transfer station details are found in Appendices E through G; landscape waste compost facility information is found in Appendices H through J; the contact list for local (county) solid waste planning and recycling coordinators is found in Appendix K; in Appendix L, information is found about updated local (county) solid waste plans; and found in Appendix M is information about local municipal waste generation and recycling.

Additionally, this 17th edition of the report contains a state map designed with GIS software showing locations of Illinois landfills. A Chicago Metropolitan area map also shows the locations of transfer stations in addition to the location of landfills.



Executive Summary

THIS IS THE ILLINOIS EPA'S 17TH ANNUAL REPORT describing the management of nonhazardous municipal solid waste by the state's solid waste landfills, transfer stations and compost facilities.

The report is divided into sections representing Illinois EPA administrative regions. Each regional section includes specification pages describing the chief physical characteristics of each landfill.

Provided in this report are each facility's location and hours of operation, tipping fee, quantities of wastes received for the last three years (2001, 2002 and 2003), in both gate cubic yards and gate tons; the landfill's certified remaining capacity for the last two reporting dates Jan. 1, 2004, and Jan. 1, 2003, in gate cubic yards; solid waste management fees paid to the State in 2003; the Agency Regional office or delegated local authority that inspects the facility; and the name, address and phone number of the landfill's owner and operator.

Similar, but scaled down specification pages are included for each transfer station and compost facility. In all, this report includes details of 56 landfills, 111 transfer stations and 59 compost facilities. Any landfill, transfer station or compost site that accepted waste in 2001, 2002 and/or 2003 is included in the report. The list of active pollution control facilities during 2003 includes 50 landfills, 91 transfer stations and 38 compost sites.

Illinois municipal solid waste landfills are required to report to the Illinois EPA the quantities of solid waste they receive each year, and to calculate and report the amount of remaining capacity on the first day of the following year.

During 2003, 50 landfills reported receiving a total of 57 million gate cubic yards (17.3 million gate tons) of waste. This volume was almost 2.4 million gate cubic yards more than the total received during 2002, a 4.4 percent increase.

As of January 1, 2004, 49 landfills reported having a combined remaining capacity of 674.6 million gate cubic yards (almost 204.4 million tons), or 26 million gate cubic yards less than on January 1, 2003, a decline of 3.7 percent. One landfill did not report its capacity.

Dividing wastes disposed during 2003 by capacity remaining on January 1, 2004, indicates an overall landfill life expectancy in Illinois of 12 years, at 2003 disposal rates and barring capacity adjustments.

Areas to watch and monitor are the East Central Illinois area and Chicago Metropolitan Area with four and five years of capacity remaining respectively.

**Nonhazardous
Solid Waste Management
And Landfill Capacity**

2003

MUNICIPAL SOLID WASTE IS THE TERM USED TO DESCRIBE the garbage discarded by America's households, stores, offices, factories, restaurants, schools and other institutions. "Discarded" most often, in Illinois, means disposed of in Agency-permitted landfills. Waste is also handled through other alternative means of solid waste management: recycling and composting, after it is collected.

The U.S. EPA's *Municipal Solid Waste in the United States: 2000 Facts & Figures* says that nationwide 55.3 percent of solid waste was landfilled, 30.1 percent was recycled or composted, and 14.5 percent was incinerated. National figures for 2003 were not yet published when this report was printed.

In 2003, Illinois landfills accepted more than 57 million gate cubic yards of solid waste. Most Illinois waste was discarded in landfills within our borders. Wastes entering or leaving Illinois are not believed to noticeably affect this equation. Of all solid waste landfilled in Illinois in 2003, 11 percent, or about 6.2 million cubic yards or 1.9 million tons, came from 11 other states. We know this because Illinois landfills have reported these quantities to the Illinois EPA since 1992. However, waste haulers are not required to report how much Illinois waste they transport to landfills in other states or from which counties in Illinois waste is transported. Some local solid waste coordinators may have this information. Their contact information is found in Appendix K of this report.

Almost 37 percent of municipal waste is recycled

Much of Illinois is rural and far from recycling markets. However, most local governments have attempted to continue recycling education efforts, and to collect recycling data from haulers as an additional public service.

Local recycling coordinators in Illinois claim that almost 6 million tons of municipal waste were recycled in 2003. Total municipal waste generated is 16.2 million tons. Dividing the amount recycled (6 million tons) by the amount generated (16.2 million tons) equals a 37 percent recycling rate.

Most of the counties in the Chicago Metropolitan area voluntarily report recycling and waste generation figures annually. In this area, there are adequate recycling markets and public interest and recycling is high. In general, the most populated areas of the State voluntarily report waste generation and recycling data annually to the Illinois EPA.

What's happening in the solid waste industry in Illinois?

- ❖ Fifty active landfills in 2003, most with larger capacity
- ❖ In Southern Illinois, new landfills are open or proposed and two plan to expand
- ❖ A few compost facilities are closing. The agricultural community is managing landscape waste at "agronomic rates" on their farmland
- ❖ Continued private ownership and operation of landfills in Illinois
- ❖ Waste transfer out of metropolitan Chicago area into adjacent states, and to north and central Illinois counties continues into 2003
- ❖ More transfer stations in Chicagoland suburbs and elsewhere in Illinois obtain local siting and permits to operate.



2003 Annual Report

Topics Covered

- Waste disposed in landfills, 2001-2003 (in gate cubic yards and in gate tons)
- Remaining disposal capacity as of Jan. 1, 2003, and Jan. 1, 2004 (in gate cubic yards)
- Specification pages for 56 landfills, 111 transfer stations and 59 compost sites
- Waste generated and recycled, 2003 (in tons)
- Waste handled by transfer stations, 2001-2003 (in tons)
- Waste composted, 2001-2003 (in tons)

Burn Barrels Outreach Campaign

Illinois EPA began a Burn Barrel Public Education Campaign in September 2004, with funding from U.S. EPA. The goal of this 10-week initiative is to educate the public about the environmental hazards of burning household waste and help them find alternative disposal options. The campaign will consist of newspaper advertisements and radio spots targeted in various parts of Illinois.

Local governments, including Solid Waste & Recycling Coordinators and delegated agencies, could become a great asset for us in promoting this public education campaign. Our limited resources with combined partnerships (federal funding) could still influence some citizens to make better choices for waste disposal.

Two newspaper ads may include local contact information, and may be placed in local newspapers. Our web site, www.Illinoisburnbarrels.org could link to yours. Illinois EPA brochures and fliers or U.S. EPA brochures are also available for distribution.

For more information, contact Robert Fanning, Associate Director's Office, at 217-558-6716. ♦

New and Expanded Environmental Program Fees in Illinois

The Illinois General Assembly approved Governor Rod R. Blagojevich's proposal for new and increased fees for several types of environmental programs operated by Illinois Environmental Protection Agency to implement federal and state regulations.

Those fees are authorized under Senate Bill 1903 (Public Act 93-32, signed into law on June 20, 2003), and the fees became effective on July 1, 2003, the beginning of the state fiscal year.

The fees will impact a wide range of facilities, including landfills.

Municipal waste landfill operators currently pay two fees based upon the volume of waste received each year. Both of these fees (Solid Waste Tipping Fee and Subtitle D Fee) have been increased beginning with the waste received on or after July 1, 2003.

The fee depends on the total volume of waste received in a calendar year. Operators that received more than 150,000 cubic yards of waste in a year have the option of measuring waste by volume (cubic yards) or weight (tons) and deciding which unit to use to calculate the fee payment. Operators that receive less than 150,000 cubic yards in a year might fall into one of four other fee payment categories (see table below). These categories have remained the same.

Notices were sent by Illinois EPA to current permit-holders specifying their obligations under the new fee schedule. Permit-holders should be aware that failure to pay fees when they are due could result in a referral to the Attorney General's Office and potential penalties, pursuant to statute.

However, solid waste surcharges paid to local governments remain the same as those mentioned in the Illinois Environmental Protection Act, Section 22.15(j).

Additional information or assistance is available by contacting the Bureau of Land Financial Management Unit at 217-524-4337.

State Solid Waste Surcharge Fees

Landfills Receiving:	would pay a new solid waste fee of:	and a new Subtitle D Fee
greater than 150,000 cu. yds./yr.	\$2.00/ton or \$0.95/cy	\$0.22/ton or \$0.101/cy
between 100,000 and 150,000 cu. yds./yr.	\$52,630	\$7,020
between 50,000 and 100,000 cu. yds./yr.	\$23,790	\$3,120
between 10,000 and 50,000 cu. yds./yr.	\$7,260	\$975
less than 10,000 cu. yds./yr.	\$1,050	\$210

About \$1 million per acre

Developing a landfill requires enormous investments in land and equipment totaling millions of dollars, plus engineering expenses, fees to state and local governments, taxes, normal operating costs and additional millions set aside for post-closure care. One industry rule of thumb says it takes about \$1 million per acre to design, build, permit, operate, and conduct post-closure care at a landfill today. Patrick Engineering Inc., Springfield, designed plans for several counties in Illinois in 1994, which included landfill economic studies, describing costs necessary to build 100 tons per day (TPD), 500 TPD and 1,000 TPD landfills. As with everything, costs have gone up, no doubt.

These costs included pre-development stage, site development, site operation, closure costs, post-closure costs, and financing issues.

Landfills are developed cell by cell

Landfills are divided into sections called cells, which are developed as needed, filled systematically so that specific loads of waste can be located weeks or months later, and covered with soil or other materials to prevent the spread of odors and vermin.

Trucks arriving at a landfill are inspected for prohibited nonhazardous wastes (Illinois bans landfilling of liquids, motor oil, whole tires, and landscape wastes) and for hazardous wastes. Loads are weighed and details about them are recorded. They are then taken to the exposed portion of the active cell, which is known as the working face.

Trucks empty their loads at the working face, where specially modified bulldozers spread and compact the waste, crushing it to eliminate air pockets and squeezing it into the smallest space possible.

During 2003, 50 Illinois landfills reported receiving a total of 57 million gate cubic yards (almost 17.3 million gate tons) of solid waste. A ranking of these facilities (Appendix C) finds the top five landfills received 50.5 percent of waste received in Illinois. This unequal distribution of waste creates a large difference between an *average* landfill, which would have accepted almost 1.1 million gate cubic yards (about 346 thousand gate tons) of waste, and a *median* landfill, which would have received about 518 thousand gate cubic yards (almost 157 thousand gate tons).

Closings cut capacity

Three landfills closed their gates between 2001 and 2003. They were: Region 1: Freeport Municipal Landfill #4 (ceased accepting waste in April 2003); Region 2: Wheatland Prairie RDF (June 18, 2001) and CID RDF (Area 3 only) Dec. 31, 2003. Area 4 is a hazardous waste site that remains open.

Landfills projecting closure dates prior to the end of 2003 are as follows: Region 3: Streator Area Landfill #3 (expansion under review); Region 6: South Chain of Rocks RDF (still open as of September 2003); and in Region 7: Saline County Landfill (temporarily closed, appealing permit denial).

Delegated Inspection Program

The Illinois EPA has delegated inspection authority to 17 county agencies, the Ambrav Valley Solid Waste Agency, and Chicago. This program takes advantage of additional staff resources at the local level.

Delegation agreements authorize these agencies to conduct many of the duties that would otherwise be performed by an Illinois EPA field office: investigating suspected violations of land pollution laws and reports of open dumping, and inspecting landfills, transfer stations and compost facilities permitted through the Agency's Bureau of Land. Inspections can also include industrial landfills and monofills (private facilities that do not accept municipal solid waste).

Thousands of inspections of pollution control facilities and other sites were completed by delegated agencies during 2003. These efforts at the local level stimulate the regulated community to take all necessary steps to comply with environmental regulations. Also, prompt response by local authorities does much to curtail open dumping, unfortunately still a common practice throughout Illinois.

In 2003, a team of county and Agency staff developed a solid waste inspection training manual for its field operations personnel at the Agency's regional offices and for our delegated partners. ♦

Average Illinois Landfill, 2003

Waste Disposed

1.1 million gate cu. yds. (about 346 thousand gate tons)

Capacity Available

13.8 million gate cu. yds. (4.2 million gate tons)

Gate Cubic Yards and Tons

Illinois landfills are required to report to the Illinois EPA the quantities of waste received during each calendar year. They must also calculate how much capacity remains available for future waste disposal as of Jan. 1.

These figures are submitted to the Agency in “gate cubic yards,” or the volume of waste entering the landfill’s gate. Remaining capacities are expressed as *certified* gate cubic yards, meaning that the calculations have been certified as true and accurate by a licensed professional engineer. These numbers are found on the landfill specification pages in each regional section of this report.

The term “in-place cubic yards” is used to indicate wastes that have been compressed to a half or a third or a quarter of their original volume, depending on the degree of compaction achieved by the landfill.

Gate cubic yards can be difficult to visualize. To aid the reader, we have divided gate cubic yards by an industry standard of 3.3 to achieve approximate tons. In other words **3.3 gate cubic yards = one ton.**

Acronyms Used in this Report

AKA	Also known as
CS	Compost site
LF	Landfill
LSW	Landscape waste
MRRF	Material Recycling and Recovery Facility
PPD/PCD	Pounds per person per day/Pounds per capita per day
RDF	Recycling and Disposal Facility
TPD	Tons per day
TPY	Tons per year
TS	Transfer station

Landfills seek to expand

Milam Recycling Disposal Facility, East St. Louis, increased its permitted disposal area in 2002. Streator Area Landfill #3, Streator, and Saline County Landfill, Harrisburg plan to expand their disposal areas in the near future.

Additional capacity at Sangamon Valley Landfill in Region Five was unavailable until July 2003, then the new owner/operator remedied the site’s environmental issues to appease the county court. Illinois EPA also approved its application to re-open.

Southern Illinois Regional Landfill, DeSoto, also has a permit application under review to expand.

USEPA’s MSW Report, 2000

National solid waste data are available in the report Municipal Solid Waste in the United States: 2000 Facts & Figures, published June 2002. To get a copy, contact USEPA at www.epa.gov/osw and search by report number EPA530-S-02-001. This report contains information about waste generation and categorizes the municipal solid waste stream by waste type. The executive summary is abstracted below. No newer figures were available at the federal level.

National Figures for 2000 Reported by USEPA¹

Number of municipal solid waste landfills in the USA		1,967	
Average number of landfills per state		39	
	Million Tons		Percent
Waste generated	231.9		
Waste recycled and composted	69.9		
Waste recycled	53.4	30.1	
Waste composted	16.5		
Waste landfilled and combusted	162.0	70	
Waste landfilled	128.3	55.3	
Waste combusted	33.7	14.5	
			PPD²
			4.5

¹ Source: Municipal Solid Waste in the United States: 2000 Facts & Figures, USEPA Office of Solid Waste and Emergency Response, June 2002

² PPD = Pounds Per Person Per Day

Waste imported and exported in 2003

Perhaps even more revealing, state data show, in the table on bottom of page 6, views of waste disposal and landfill capacities on a per capita basis. Chicago Metropolitan Region has the lowest remaining capacity per capita. There is a moratorium against landfills within Chicago's city limits and land prices have high values. Waste generated by 8.6 million people of the Chicago Metropolitan region then becomes a state-wide problem, and also affects available capacity in adjacent states of Indiana and Wisconsin.

Siting of new landfills or expansion of existing landfills in Northwest and Central Illinois might help alleviate this situation. Land prices are found to be lower in these areas.

Indiana Department of Environmental Management (IDEM), Indianapolis, has not yet released its 2003 edition, but reported in its "2002 Summary of Indiana Solid Waste Facility Data" that 88 percent of waste imports come from 29 Illinois counties. Almost 1.4 million tons of Illinois waste were imported into Indiana in 2002. Illinois waste in 2002 was sent to 14 landfills in 12 Indiana counties for disposal: Fulton, Greene, Hendricks, Lake, LaPorte, Newton, Pike, Putnam, Vanderburgh, Vermilion, Vigo and White.

Cook County, Illinois, (County Seat, Chicago) sent to Indiana's landfills and transfer stations almost 1.2 million tons of waste in 2002.

Any limits to out-of-state waste disposal in other states, or capacity shortages, would put pressure on the Chicago Metropolitan areas waste management systems and could cause a local shortage in landfill disposal capacity.

The tonnage of waste from Indiana counties that was sent to Illinois landfills in 2003 as reported by them totaled 42,210 tons. Indiana's waste was managed by 10 Illinois landfills, located mainly in East Central Illinois.

For a copy of Indiana's 2003 report, contact Michelle Weddle (IDEM) at 317-233-4624.

State of Origin of Wastes Received at Illinois Landfills in 2003¹

Eleven percent of all solid waste landfilled in Illinois in 2003 is 6.2 million gate cubic yards (1.9 million tons). This is the amount which came from out-of-state. However, waste haulers are not required to report how much Illinois waste they transport to landfills in other states or from which counties (in Illinois) waste is transported. The 2003 amount is up just one percent from the previous year.

Most states exporting waste to Illinois are neighbors of Illinois and share its borders.

State of Origin	Cu. Yds.	Percent
Missouri	4,993,966	80%
Iowa	878,321	14%
Indiana	139,293	2%
Kentucky	5,339	< 1%
Wisconsin	165,068	3%
Other States ²	<u>24,868</u>	<u>< 1%</u>
Total	6,206,855	100%

¹ Twenty-five Illinois landfills accepted waste from 11 other states in 2003.

² Arkansas, Georgia, Kansas, Minnesota, Nebraska, and Tennessee

Illinois Landfills: Waste Accepted in 2003 Versus 2002

Region	Landfills Accepting Waste 2003 ¹	Waste Accepted, Gate Cu. Yds.		Yearly Change		2003 Waste Share of State Total
		2003 ²	2002 ³	Cu. Yds.	Percent	
One: Northwestern Illinois	8	12,631,640	11,221,557	+ 1,410,083	+ 12.6	22.1
Two: Chicago Metropolitan	9	12,402,321	13,970,429	- 1,568,108	- 11.2	21.7
Three: Peoria/Quad Cities	8	4,357,705	4,036,121	+ 321,584	+ 8.0	7.6
Four: East Central Illinois	9	14,653,759	13,811,429	+ 842,330	+ 6.1	25.7
Five: West Central Illinois	5	1,849,110	1,747,874	+ 101,236	+ 5.8	3.2
Six: Metropolitan East St. Louis	6	9,165,066	8,168,149	+ 996,917	+ 12.2	16.1
Seven: Southern Illinois	5	1,990,192	1,694,507	+ 295,685	+ 17.4	3.5
Totals	50	57,049,793	54,650,066	+ 2,399,727	+ 4.4	100

¹ Includes facilities that accepted municipal waste for less than one complete calendar year.

² Includes 6,206,855 cubic yards of out-of-state waste (11% of state total) accepted by 25 Illinois landfills during 2003.

³ Includes 5,800,977 cubic yards of out-of-state waste (10% of state total) accepted by 26 Illinois landfills during 2002.

Illinois Landfills: Remaining Capacities Jan. 1, 2004 Versus Jan. 1, 2003

Region	Landfills Reporting Capacity 1-1-04	Reported Capacity, Gate Cu. Yds.		Yearly Change		Capacity Share of State Total
		1-1-04	1-1-03	Gate Cu. Yds.	Percent	
One: Northwestern Illinois	7	150,019,000	158,998,000	- 8,979,000	- 5.6	22.2
Two: Chicago Metropolitan ²	9	59,755,000	73,994,000	- 14,239,000	- 19.2	8.9
Three: Peoria/Quad Cities	8	179,875,000	177,195,000	+ 2,680,000	+ 1.5	26.7
Four: East Central Illinois	9	63,128,000	80,712,000	- 17,584,000	- 21.8	9.4
Five: West Central Illinois	5	53,924,000	51,499,000	+ 2,425,000	+ 4.7	8.0
Six: Metropolitan East St. Louis	6	124,149,000	112,470,000	+ 11,679,000	+ 10.4	18.4
Seven: Southern Illinois ³	5	43,791,000	45,794,000	- 2,003,000	- 4.4	6.5
Totals	49	674,641,000	700,662,000	- 26,021,000	- 3.7	100

¹ Includes capacity at one reactivated facility: Sangamon Valley Landfill which re-opened in July 2003.

² Does not include any capacity for Community Landfill or Prairie View Landfill (new in 2004).

³ Does not include capacity for Perry Ridge Landfill (new in 2004).

Slight capacity loss documented on Jan. 1, 2004

In a year that brought a 3.7 percent decline in landfill capacity, Southern Illinois declined only 4.4 percent and Northwestern Illinois only 5.6 percent. The largest drop was in East Central Illinois, a 21.8 percent decline.

The table below compares landfill remaining capacities in “snapshots” taken Jan. 1, 2003, and Jan. 1, 2004. Capacity drops of 21.8 percent and 19.2 percent in East Central Illinois and Chicago Metropolitan areas respectively, are somewhat counter-balanced by expansions in Metropolitan East St. Louis, which had a capacity spurt of 10.4 percent.

Next year, capacity will be boosted by two new landfills (Prairie View Landfill, Wilmington, and Perry Ridge Landfill, DuQuoin), four expansions and one upgraded landfill (Indian Creek Landfill #2, Hopedale).

Landfill Opening Planned in Southern Illinois

Southern Illinois anticipates the opening of Perry Ridge Landfill in DuQuoin (Perry County) which planned to open in March 2004. Southern Illinois Regional Landfill also received Illinois EPA approval to expand on July 2, 2004.

Waste Disposed and Landfill Capacity Per Capita; Landfill Life Expectancy

Region	Estimated Population	Waste Disposed, Cu. Yds. ¹		Remaining Capacity, Cu. Yds.		Landfill Life Years ²
		2003	Per Capita	Jan. 1, 2004	Per Capita	
One: Northwestern Illinois	807,640	12,631,640	15.6	150,019,000	185.7	12
Two: Chicago Metropolitan	8,576,656	12,402,321	1.4	59,755,000	7.0	5
Three: Peoria/Quad Cities	760,144	4,357,705	5.7	179,875,000	236.6	41
Four: East Central Illinois	858,790	14,653,759	17.1	63,128,000	73.5	4
Five: West Central Illinois	561,922	1,849,110	3.3	53,924,000	96.0	29
Six: Metropolitan East St. Louis	708,732	9,165,066	12.9	124,149,000	175.2	14
Seven: Southern Illinois	434,527	1,990,192	4.6	43,791,000	100.8	22
Totals	12,708,411	57,049,793	4.5	674,641,000	53.1	12

¹ Amounts reported in gate cu. yds.

² Remaining capacity divided by waste disposed. Tells how long a region may be served by local landfills at current disposal rates, barring capacity adjustments, until capacity is depleted..

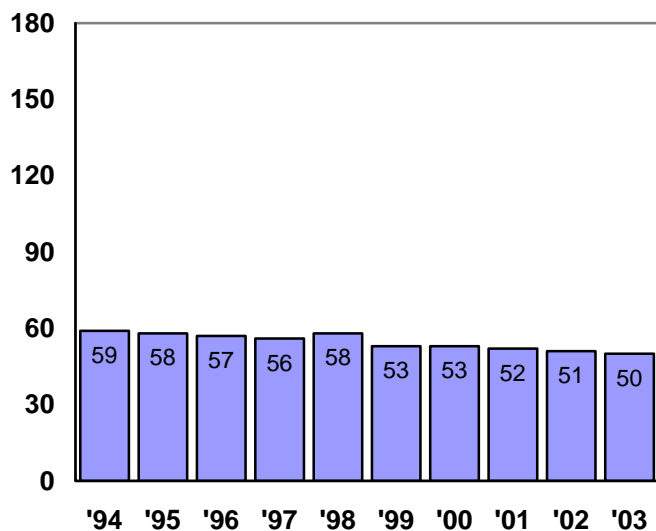
Statewide Landfill Capacity Is Abundant Despite Same Number of Facilities

At the end of each year, Illinois landfill operators calculate how much waste they will be able to accept in the future. This volume is known as remaining or available capacity, and is expressed in gate cubic yards, meaning waste received at the landfill's gate before it is compacted. One industry rule of thumb says 10 gate cubic yards of waste can be compressed into five compacted cubic yards. Obviously, the greater the compaction, the more waste can be buried.

In 2003, 50 landfills reported accepting 57 million gate cu. yds. of waste from Illinois counties and 11 other states besides Illinois. The 675 million cubic yards of available capacity allows for 12 years of landfill life.

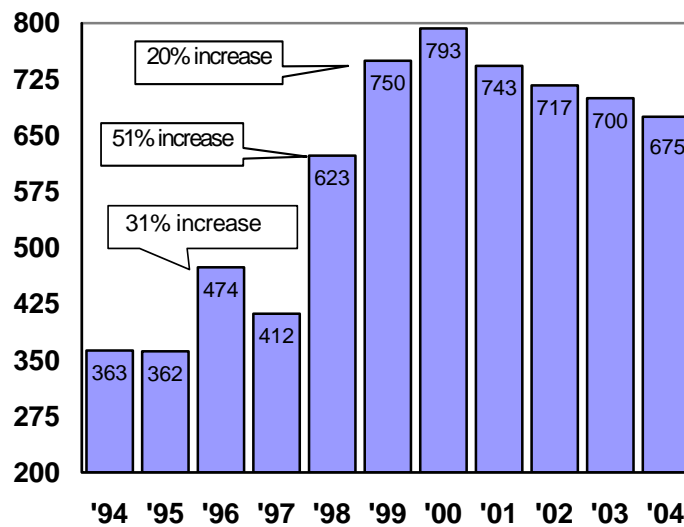
Tight Regulations Force Cutbacks

Active landfills accepting waste each year



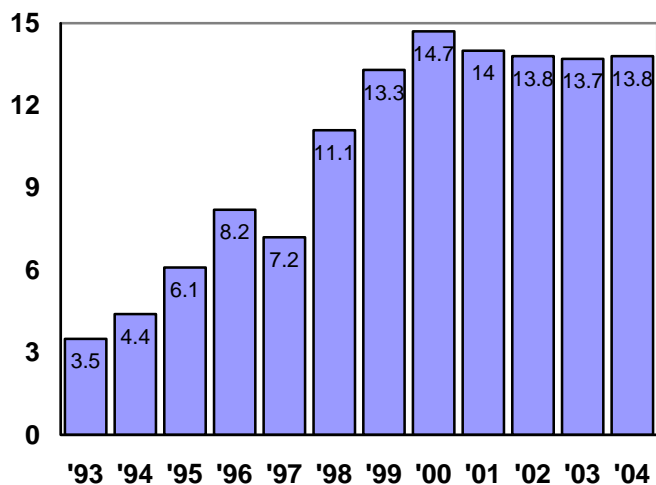
Pushing Survivors To Build Capacity

Available landfill space, millions of gate cubic yards



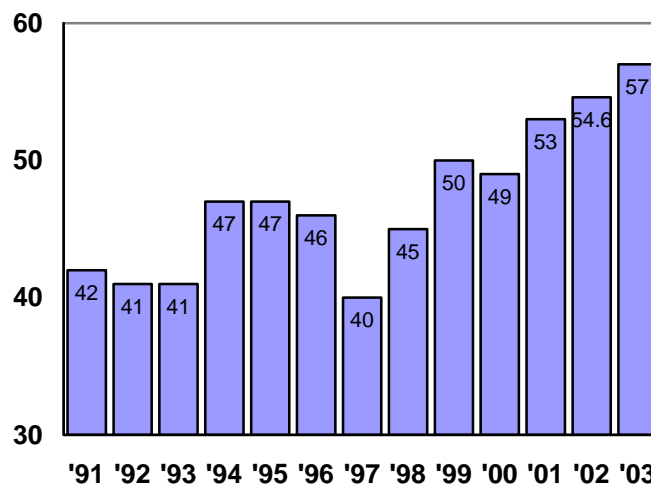
Average Landfill Capacity Steady

Millions of gate cubic yards



While Disposal Rates Remained Constant

Wastes landfilled, millions of gate cubic yards



New Facilities Permitted to be Constructed or to Expand

Region	Landfill	Municipality	Opening Date	Details	Design Airspace (cu. yds.) ¹
One: Northwestern Illinois	Winnebago Rec. Svs.	Rockford	4-27-04	N & S Unit Vertical & Horizontal expansion	1,798,840
Two: Chicago Metropolitan	Prairie View RDF	Wilmington	1-16-04	223 ac.	30,196,438
Three: Peoria/Quad Cities	Envirofil of Illinois Inc.	Macomb	4-20-04	57 ac. horizontal/19 ac. vertical	9,250,000
Three: Peoria/Quad Cities	Indian Creek LF #2	Hopedale	6-30-04	36.27 ac.	2,661,136
Five: West Central Illinois	Sangamon Valley LF	Springfield	7-7-03	50.31 ac. lateral exp.	5,135,625
Six: Metro East St. Louis	Milam RDF	E. St. Louis	10-16-03	4.75 million exp.	19,450,000
Seven: Southern Illinois	Perry Ridge	DuQuoin	5-2004	141 ac.	14,872,900
Total					83,364,939

¹ Includes space for waste, intermediate or daily cover and capacity (in-place cubic yards)

Municipal Waste Management Plans and Plan Updates

The Solid Waste Planning and Recycling Act requires all Illinois counties and the city of Chicago to develop, adopt and implement 20-year municipal waste management plans.

Every five, 10 and 15 years, each plan must identify changes in planning areas, evaluate progress in the plan implementation and, if necessary, revise plan recommendations and goals. A county also has the option of updating its solid waste generation rate. The plan is then submitted to the Illinois EPA for review and comment.

Questions concerning these plans should be directed to the appropriate local administrators listed in Appendix K of this report. Due dates for plan updates are found in Appendix L.

Contact Ellen Robinson for more information about this requirement of state law at 217-785-8604.

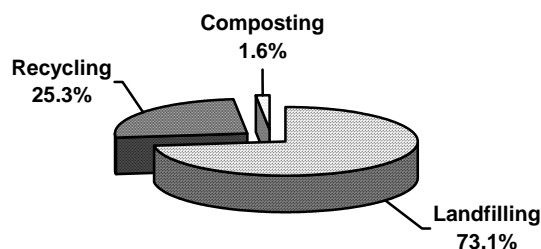
Municipal waste management in Illinois: 2003

Landfilling continues to play the largest role in the handling of municipal waste in Illinois. It is estimated that almost 75 percent was landfilled in 2003. Waste data collected from landfills (17.3 million tons), compost sites (366,571 tons), and the amount reported as recycled by local recycling coordinators (about 6.0 million tons) were added together and percentages of each were calculated.

Waste generation as calculated by recycling coordinators does not include the composted amounts managed by homeowners, or incineration for volume reduction using burn barrels. Neither does the composted amount include that managed on-farm at agronomic rates. No amount was burned in commercial incinerators in 2003 in Illinois.


Municipal waste management computes to the following rates: landfilling: 73.1 percent; recycling: 25.3 percent and composting: 1.6 percent. These figures as outlined below in the pie chart might be the more accurate figures for Illinois.

Municipal Waste Management in Illinois: 2003



Amount recycled

Solid waste coordinators have many priorities to balance. More pressing priorities of public health concern such as West Nile Virus and bioterrorism, plus limited funding for solid waste planning studies, have diverted the attention of many away from solid waste management issues during the past few years. Therefore, the 37 percent recycling rate reported should be considered an estimate. Actual figures may be lower or higher.



Municipal Waste Generated & Recycled

Region	Estimated Population	Waste Generated		Waste Recycled	
		Tons	PCD ¹	Tons	Percent
One: Northwestern Illinois	807,640	820,148	5.6	190,895	23.3
Two: Chicago Metropolitan	8,576,656	11,903,588	7.6	5,017,329	42.1
Three: Peoria/Quad Cities	760,144	926,220	6.7	243,008	26.2
Four: East Central Illinois	858,790	952,240	6.1	210,538	22.1
Five: West Central Illinois	561,922	538,045	5.2	81,732	15.2
Six: Metropolitan East St. Louis	708,732	632,188	4.9	182,873	28.9
Seven: Southern Illinois	434,527	389,469	4.9	56,637	14.5
Total	12,708,411	16,161,898	7.0	5,983,012	37.0

¹ PCD = Pounds per capita per day.

State Solid Waste and Recycling Grants

The Department of Commerce and Economic Opportunity (DCEO), Bureau of Energy and Recycling issues a number of grants to governments, not-for-profit organizations and businesses.

For information about grant programs promoting recycling efforts, contact these DCEO staff members.

<u>Division and Contact Person</u>	<u>Phone</u>
◆ Recycling & Waste Reduction Division	217-782-7887
◆ Resource Recovery Section	217-524-0933
◆ Resource Development Section	217-785-2006
◆ Education, Research and Development Ron Swager, Manager	217-785-3498

For information about recycling, visit their web site at www.illinoisbiz.biz and click on the energy and recycling tab.

Who to Call for Help With Specific Problem Waste

The Illinois EPA supports a number of waste disposal and recycling efforts aimed at helping households and selected institutions safely dispose of household hazardous waste, scrap tires, leftover paint, used motor oil, educational hazardous waste and more.

To obtain the latest information about these programs, or to learn the dates, times and locations of drop-off collections, please call one of the following:

- ◆ Dan Rion, at 217-782-9294, concerning scheduling of Household Hazardous Waste collections; concerning what to do with waste paint and used motor oil;
- ◆ Tap Hefley or Todd Marvel, at 217-785-8604, concerning scrap/used tire disposal;
- ◆ David Saladino, at 217/558-4115 concerning high school laboratory hazardous waste and used fluorescent and high intensity light bulb disposal.

On-Farm Composting Facilities

In rural areas, farming provides an outlet for landscape waste management through the Illinois Environmental Protection Act's provisions for on-farm exemption and agronomic rate application, Section 830.106 a) and b). While the agronomic rate application has only one limit (20 tons per acre per year); other requirements must be met to be permit exempt:

- The site and where the finished compost is to be used, must be on property operated by the farmer doing the composting. The property used for the composting process cannot be more than two percent of that farmer's total acreage.
- The compost site, and the land where the compost is to be used, shall be "principally and diligently devoted to the production of agricultural crops."
- The land used and the farmer shall not be connected to a waste hauling company, or a generator of non-agricultural compost materials (tree trimming businesses, nurseries, cemeteries and utility companies). If the farmer is paid to haul the landscape waste to the site, he would not be qualified for the exemption.
- The compost needs to be used within 18 months from the day waste was first brought to the site.
- The compost site and use area meet required setbacks from wells (200 feet), nearest residence (one-fourth mile) and groundwater (five feet). It cannot be within the 10-year flood plain, or have more than 10 occupied non-farm homes within one-half mile.
- The farmer registers the site with the Illinois EPA, and submits an annual report.

Composting is increasing by 3.5 percent

Landscape wastes were banned from Illinois landfills beginning July 1, 1990. The number of compost sites now stands at 38, two less than in 2002.

Compost facilities report to the Agency each year the quantities of waste accepted. In 2003, the state's compost facilities processed 366,571 tons of landscape waste, a 3.5 percent increase from 2002's total of 354,333 tons.

Chicago Metropolitan area compost sites take five of the top 10 spots in terms of waste accepted in 2003. Number one, two and three ranked sites, located in McHenry, Kankakee and Kendall counties respectively, took in one-third of the wastes composted in Illinois in 2003.

However, increasing amounts of landscape wastes in all parts of the State are being handled by permit-exempt farms, which are described next.

Compost Facilities: Waste Handled 2003

Region	Active Facilities	Tons
One: Northwestern Illinois	5	47,125
Two: Chicago Metropolitan	17	226,863
Three: Peoria/Quad Cities	5	23,407
Four: East Central Illinois	3	21,830
Five: West Central Illinois	1	15
Six: Metropolitan East St. Louis	6	45,774
Seven: Southern Illinois	1	1,557
Total	38	366,571

On-farm composting facilities

If the farmer meets the requirements shown in the adjacent sidebar, then a composting permit is not needed. However, the sites are still subject to the minimum performance standards of Section 830.202 of the Act. These requirements include controlling odors, processing waste within five days, run-off and run-on control and windrow construction. They must have written plans for the intended use and for odor control. The only minimum standards they are not required to meet are posting an entrance sign and record keeping of complaints. They are not subject to any of the standards for permitted compost sites.

Due to the limitations of the exemption, the finished compost may not be sold, given to others, or used as alternate daily cover at landfills.

Transfer station and recycling center regulations proposed

The Agency has met with interested parties and organizations about regulations for recycling and transfer stations. The Illinois Pollution Control Board web site www.ipcb.state.il.us has more details about the rule-making process.

Transfer Stations: Waste Handled in 2003

Region	Facilities	Tons
One: Northwestern Illinois	6	146,216
Two: Chicago Metropolitan	62	4,801,549
Three: Peoria/Quad Cities	4	15,625
Four: East Central Illinois	7	9,400
Five: West Central Illinois	3	165,000
Six: Metropolitan East St. Louis	6	60,209
Seven: Southern Illinois	3	60,256
Total	91	5,258,255

¹ Each region contains active sites that did not report amounts of waste accepted.

In 2003, 44 of the 91 active transfer stations (48.4 percent) voluntarily reported handling nearly 5.3 million tons of trash, or nearly 30.4 percent of waste landfilled statewide. If the number of active landfills falls from 50 in 2003, to the mid-40s, or even the upper-30s, over the next decade, the number of transfer stations can be expected to grow, as will the amount of waste they will handle.

The Agency requested data from transfer stations, but not all of the facilities chose to voluntarily return the survey; so it is assumed that transferred amounts of waste are under-represented in this report.

We do know which transfer stations were accepting waste, because they are inspected on a regular basis by our Field Operations staff and the delegated agencies.

Project TREAD launched

Project TREAD (Tire Reduction, Education and Disposal) is the Illinois EPA's outreach effort to increase the public's awareness and assistance for the Illinois EPA's Used Tire Program in response to the serious West Nile Virus situation in Illinois.

In addition, the Illinois EPA issued a fact sheet in early 2003 called "Used Tires and the West Nile Virus." This fact sheet identifies the link between improperly managed used and waste tires and the proliferation of disease-carrying mosquitoes that results in an increased risk and occurrence of West Nile Virus. The fact sheet is available on our web site at <http://www.epa.state.il.us/land/tires/images/project-tread.pdf>.

For further information on the Illinois EPA's Used Tire Program, go to <http://www.epa.state.il.us/land/tires/index.html>.

Illinois EPA Enlists More Citizen "Tire Spotters": Project TREAD Launched

Illinois Environmental Protection Agency Director Renee Cipriano announced on March 20, 2003, the launch of "Project TREAD" that will seek additional help from the public and local officials to identify and remove illegal tire dumps.

"Illinois EPA's Used Tire Management Program cleaned up more than 1.1 million waste tires last year that were potential breeding grounds for mosquitoes that may spread West Nile virus and other diseases," said Director Cipriano.

"Project TREAD (Tire Reduction, Education and Disposal) will urge citizens and local officials to report improperly discarded tires to the Illinois EPA and/or to local police," Director Cipriano added.

Fact sheets addressing the hazards posed by abandoned used tires will also be sent to local officials across the state.

Public Service Announcements will also be mailed to radio stations statewide and Illinois EPA will give special recognition to those officials and citizens who make outstanding contributions to Project TREAD.

"In addition to the more than 1,000 inspections done by our staff each year, we rely on tips from the public and local officials to track down renegade tires," noted Director Cipriano.

If mosquito larvae are found, the inspector applies a larvacide and takes immediate action to have the tires removed and disposed of properly.

Illinois EPA is part of the state's West Nile Virus Task Force and last year cleaned up more than 50,000 waste tires at the request of the Illinois Department of Public Health and local health departments.

Approximately 12 million used tires are generated each year in Illinois. While most are now managed properly as a result of oversight by our Used Tire Management Unit, there are still hundreds of thousands of tires that need to be removed from illegal sites each year. ♦

Alternative re-use of Construction and Demolition Debris

The Illinois Environmental Protection Act was amended in July 2003 to increase the opportunities for beneficial reuse of clean construction and demolition debris. Clean construction or demolition debris includes uncontaminated concrete with no protruding metal bars, bricks, rock, stone; reclaimed asphalt pavement; and soil from construction or demolition activities.

Prior to July 2003, use of this material without being classified as disposal of solid waste was mainly limited projects where it was used "below grade." This meant the material was used to fill a quarry, borrow pit or other constructed excavation. It could also be used in engineered construction projects.

The changes to Section 3.160 of the Act removed the "below grade" requirement. It was replaced by the limitation that the fill is placed no higher than the existing elevation of the area immediately adjacent to the site prior to filling. With this change, leveling parking lots and filling in ravines can now be done without being part of an engineered project. Please refer to the whole text of Section 3.160 prior to beginning a project, as there are other limitations and conditions that must be taken into account before using the material.

The Illinois Environmental Protection Act and the Rules and Regulations of the Illinois Pollution Control Board are available on the Internet. Go to the Agency's web site, www.epa.state.il.us and choose "Rules and Regulations". This will provide links to the Illinois Pollution Control Board and Secretary of State web sites where this information is kept. ♦

Permitting requirements of Illinois EPA

New landfills or landfill expansions cannot be built unless the Bureau of Land issues a permit. Issuance of a Bureau of Air permit to a landfill identifying it as a potential new source of air pollution must also be obtained.

An initial completeness review of a permit application normally takes 30 days. If omissions are found, the application is rejected as incomplete. The applicant then has 35 days to provide additional information to make an application complete. Once an application is found to be complete, technical reviews are conducted.

Approval or denial of permit applications

During the review period, comments are solicited from Bureau of Land's Regional Office, Groundwater Assistance Unit and the Solid Waste Unit. After review of the application, the addenda, and comments from public officials, the general public and the regional office, final action is ready to be taken.

If the reviewers have found the application to completely adhere to applicable environmental regulations, the permit is approved outright or with special conditions. If the application is deficient, the Permit Section denies the permit.

Rather than sending out a formal denial letter, the reviewer prepares a draft denial letter which explains the areas in the application that are deficient. The applicant has a choice of either providing some additional information in the form of an addenda to the original application or asking the reviewer for a formal denial that could be appealed to the Illinois Pollution Control Board. Additional information is usually provided. Approval or denial of a permit application takes 180 days, unless an extension is granted.

If the application is denied, an owner/operator could submit a new application, appeal the Agency's denial of the permit through the Illinois Pollution Control Board or they could abandon the project. Most choose to submit a new application, starting the 180-day process over again.

Permits for landfills contain detailed requirements for the design, construction, capacity and operation of the landfills. They also contain stringent requirements for monitoring the groundwater beneath and around the landfill to detect releases from the landfill that would adversely impact the quality of the groundwater. Finally, the permit contains detailed requirements to properly "close" the landfill once it has been filled to permitted capacity and to provide for proper care of the landfill after it has been closed.

From time to time, the owner/operator of a landfill must modify the facility's permit. These modifications can address many things, including changes in construction and/or operational practices; construction of cells within the permitted landfill boundaries; and groundwater monitoring issues.

This report attempts to document significant permit actions. However, only those permit actions which change the items mentioned in "Facility Facts" section of the landfill specification pages are acknowledged. Pay close attention to the footnotes on each facility specification page for permit actions made during 2001, 2002 and 2003, and on page eight of the Introduction there is a chart entitled "New Facilities Permitted to be Constructed or to Expand."

For more information about items discussed in this report, contact the Agency's Freedom of Information Officer at FOIA@epa.state.il.us. You may also fax requests on letterhead to 217/782-9290. Be very specific in your request for information and include the site's identification number, if possible.

Closure and post-closure care period

Once a landfill has received its permitted volume of waste, it must be "closed" in accordance with an approved plan and with Illinois landfill regulations. Proper closure of a landfill includes establishing a proper grading plan to allow for precipitation to run off of the landfill, constructing a final cover over the waste to minimize the amount of precipitation that can infiltrate the landfill, establishing a vegetative cover system over the final cover system to minimize erosion and finalizing the gas and leachate management systems to ensure that gas and leachate generated in the landfill after the landfill is closed are properly managed.

After a landfill has been properly closed, it must then receive at least 30 years of post-closure care. Proper post-closure care includes maintaining the vegetative cover to ensure it does not erode, monitoring the groundwater to ensure there have been no releases due to the landfill, and removing the gas and leachate generated in the landfill to ensure that they do not have adverse impacts on the area surrounding the landfill.

Closure activities, depending on the site, may include: capping the landfill; installing monitoring devices if they are not already in place; providing topsoil, seeding, and mulching as necessary; and possibly converting the land for follow-up use. Routine post-closure care continues for 30 years after a landfill ceases to accept waste and includes maintaining the surface cover, monitoring gas produced, flaring or collecting any gas, monitoring, pumping and transporting any leachate, and monitoring groundwater. Estimates for both closure and post-closure care costs must be based on an engineering estimate of the cost for a third party to perform the necessary work and maintenance. Financial assurance is also required for corrective action measures, such as remediation of groundwater contamination.

Financial Assurance Requirements

Funding for landfill closure, post-closure maintenance and corrective action must be provided by the landfill owners and operators, ensuring costs are not borne by taxpayers. Many different mechanisms are available to help landfill owners prove now that they will be able to pay later.

Financial assurance mechanisms for landfill closure and long-term care fall into three broad categories: cash-in-hand, in the form of trust funds or escrow accounts; third-party insurance, including letters of credit and surety bonds; and various types of self-insurance. Self-insurance can include a financial test, a guarantee by a parent corporation or government entity, or deferred funding in the form of pledge of revenues. The state can further determine which mechanisms are allowable for publicly and privately owned landfills and how landfill owners and operators must provide accounting.

Closure and long-term cost estimates are revisited annually for active landfills. For those which closed under Part 807 regulations, review takes place every two years. Costs are updated based upon the remaining capacity in the landfill, the remaining post-closure care period, and adjusted for inflation. The funds available must be adequate to cover the projected costs.

For more information about Illinois regulations regarding financial assurance, contact Greg Bouillon, Bureau of Land, at 217-785-8604. ♦

Solid Waste Landfill Terms Defined

Closure: procedure that a solid or hazardous waste management facility undergoes to cease operations and ensure protection of human health and the environment for the future.

Final Cover System: the materials or layers (i.e., erosion/vegetative layer, infiltration/barrier layer, drainage layer) installed over the top of a closed landfill to minimize infiltration and erosion.

Leachate: any liquid, including any suspended components in the liquid, which percolates through or is drained from waste.

Operation & Maintenance: activities conducted at a site to ensure that the treatment and containment system is functioning properly. This may include: grading, seeding and mowing the vegetative layer, monitoring and repairing gas and leachate collection systems; treating collected leachate; groundwater monitoring and maintaining; and repairing the physical integrity of drainage control structures.

Response Action: an action taken to reduce or control risks to human health and the environment.

Site Investigation: a study designed to gather data needed to determine the nature and extent of contamination. ♦

Thirty-three abandoned landfills targeted for clean-up

In March 1999, the Illinois General Assembly appropriated \$50 million to clean up 33 abandoned landfills located in 21 counties throughout the state. Although these landfills stopped accepting waste, they were not properly closed. Resulting risks include contaminated drinking water, surface water pollution from run-off, odors and dead vegetation from methane accumulation, presence of vectors and other rodents, exposure to pathogens, exposure to hazardous materials present in exposed refuse, infectious wastes or hazardous substances present in the exposed refuse, and/or landslides due to differential settling or unstable slopes.

The corrective action conducted at these landfills often includes pumping of accumulated leachate, constructing an impermeable cover, grading and slope stabilization, and seeding of vegetation for erosion control. Several years of post-corrective care will also be necessary for maintenance and monitoring.

When corrective action is complete at all 33 landfills, as many as 12 of these may be available for use as green space using native vegetation, or serve municipal functions as city garages or parking lots.

Five years after inception of the program, 69 percent of the \$50 million allotted to clean up the 33 abandoned landfills has been spent. In 2003, response actions were completed at the Anna Municipal Landfill, Anna; Bi-State Disposal, Belleville; Chicago Heights Refuse Depot, Chicago Heights; Lewis Landfill, Beardstown; Prior Landfill and Prior-Blackwell Landfill, Centralia and H & L Landfill, Danville. Construction began at three landfills: Lewis Landfill, Beardstown; Chicago Heights Refuse Depot, Chicago Heights and Anna Municipal Landfill, Anna. Site investigations were conducted at four landfills: Bishop Landfill, Litchfield; Delta Regional Landfill, Mounds; Triem, Chicago Heights; and Morrison City Dump, Morrison. Operation and maintenance activities continued at Carlinville Landfill, Carlinville; Western Lion and Service Disposal Landfill, Mattoon; Steagall Landfill, Galesburg; Multi-County Landfill, Villa Grove; Waste Hauling Landfill, Decatur; Bath Landfill, Decatur; Paxton II Landfill, Chicago; Centralia Environmental Services Landfill, Centralia.

The Illinois EPA will make every effort to recover the State's corrective action costs from responsible parties.

For more information: a report entitled [Illinois FIRST Abandoned Landfill Program](#) is available on our Bureau of Land website; (click on clean-up programs, state response program, publications) or contact State Response Action Program Acting Manager, Neelu Reddy at 217-782-6761.

Landfill liner study and continuing engineering education for Illinois EPA staff

Illinois EPA's Bureau of Land, Permit Section, wrote some recommendations in January 2003 for the 92nd General Assembly in fulfillment of House Resolution 715.

“A Study of the Merits and Effectiveness of Alternate Liner Systems at Illinois Landfills” is outlined on our web site. Methodology and conclusions reached, as well as the entire report, can be accessed at www.epa.state.il.us/land/publications/#solid-waste-permits.

In addition, Illinois EPA has provided civil engineering training for its staff. Topics included landfill liquid management, landfill gas emissions, slope stability and slope failures, and geotechnical engineering analysis. These classes were taught by civil engineering professors from Clemson University, Clemson, South Carolina, and University of Illinois, Urbana.

Nonhazardous Solid Waste Management and Landfill Capacity in Illinois: 17th Annual Report (2003)

Section 4 of the Illinois Solid Waste Management Act requires the Agency to “publish a report regarding the projected disposal capacity available for solid waste in sanitary landfills. . . . Such reports shall present the data on an appropriate regional basis. . . [and] shall include an assessment of the life expectancy of each site.”

This legislative mandate explains why the main body of this report is organized by seven Illinois EPA administrative regions, and why landfill capacity and life expectancy are emphasized in nearby tables and charts, and in text, tables, map symbology and landfill specification pages in the regional sections.

Other states which write a report similar to this are Florida, Indiana, Washington and Virginia. For more information contact Peter Gorer, Florida Dept. of Environmental Protection at 850-487-9532; Michelle Weddle, Indiana Dept. of Environmental Management at 317-233-4624; Ellen Caywood, Washington Dept. of Ecology at 206-459-6259; and John Ely, Virginia Dept. of Environmental Quality at 804-698-4249. Virginia's report is only available on the internet.

Conclusion

Our state-wide analysis of solid waste management is now concluded.

For more details about solid waste management throughout the seven Illinois EPA administrative regions of Illinois, see the body of the document on pages R1.1 through R7.16.

The Appendices also contain supporting documentation that will be useful. ♦♦

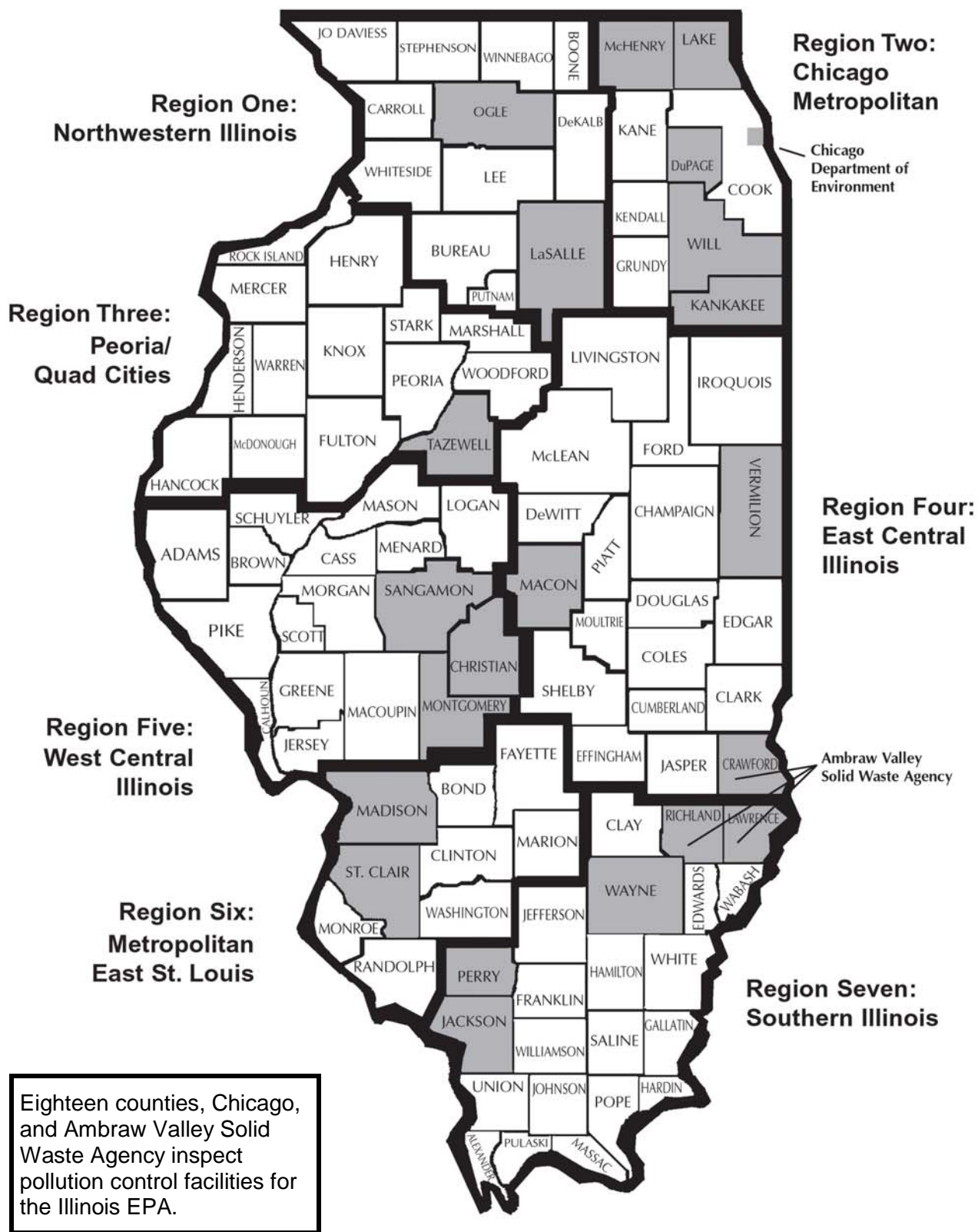
Case Study of Prior 1,2,3,4 and Prior-Blackwell Landfill, Centralia

The Prior 1,2,3,4 and Prior-Blackwell Landfills are located about three miles south of Centralia, on Perrine Avenue just south of Greenview Road. These two landfills are adjacent to each other and have similar environmental problems. These sites are in close proximity to the Centralia Environmental Services Landfill and together these three sites span approximately 72 acres of waste disposal. Prior-Blackwell was in operation for 12 years from 1975 to 1986 and Prior 1,2,3,4 was in operation for only five years from 1981 to 1986.

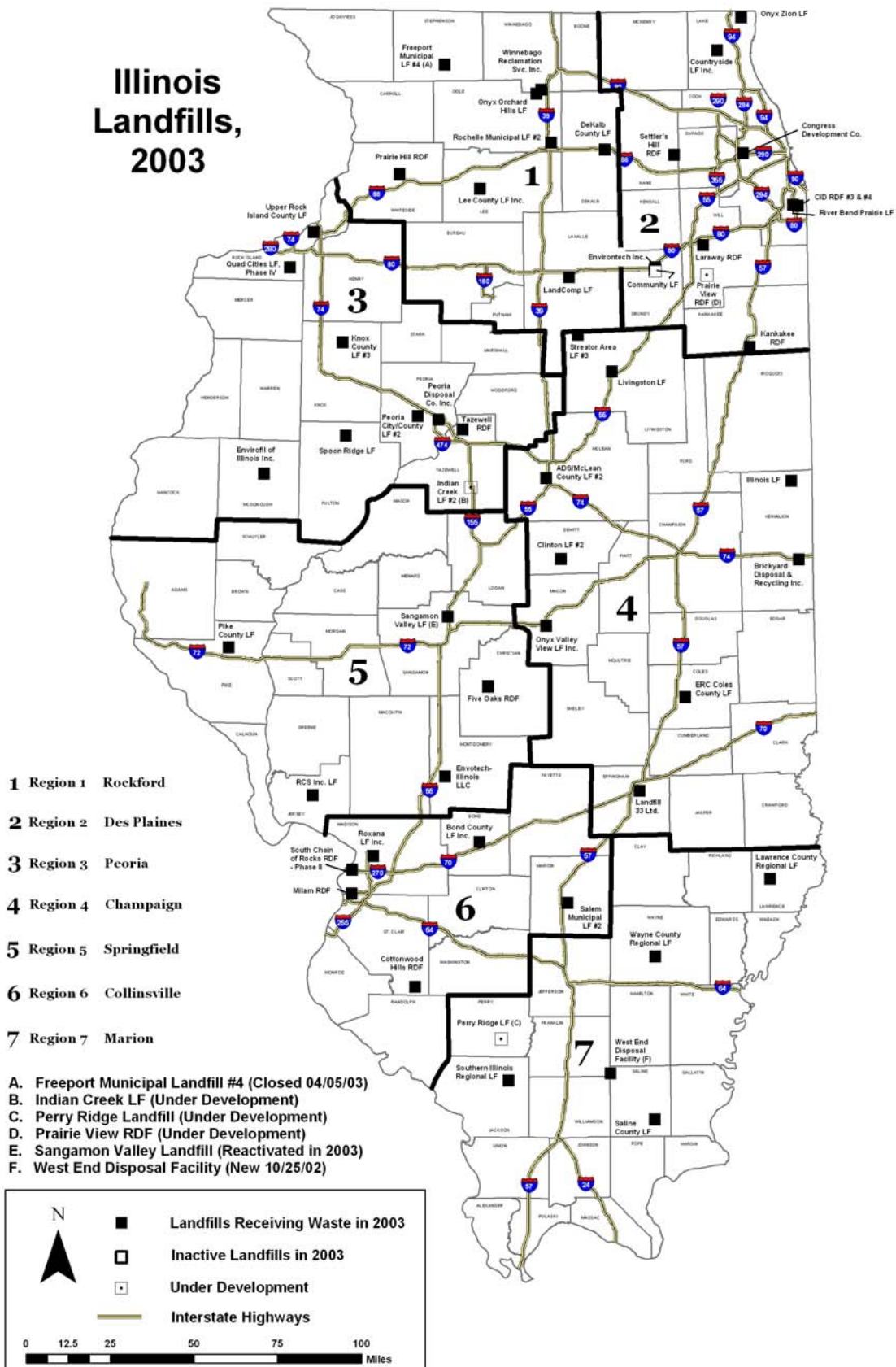
In the 1993, 1997, and 1998 investigations conducted by the Illinois EPA, it was discovered that some of the waste disposed of in these sites were solid waste, special waste, sewage, industrial sludge, asbestos-containing material, used paint, used ink, and soil mixed with diesel fuel. Steep slopes, subsided cover, inadequate vegetation, erosion gullies and exposed trash were concerns, along with leachate seeps entering an adjacent stream. Leachate became a concern since there are no groundwater leachate systems or liners at either site.

In the spring of 2002, corrective actions at the site were initiated. During the winter months, construction activities were halted. Activities resumed in the spring of 2003 and the environmental issues addressed included: regrading the landfills to create stable slopes and improve drainage, constructing a final cap consisting of 24 inches of compacted clay, a six-inch drainage layer and 12 inches of topsoil followed by a native prairie vegetation cover. Also, a passive gas collection and venting system was installed to safely vent landfill gas. Construction at Prior-Blackwell and Prior 1,2,3,4 was completed during the fall of 2003. ♦

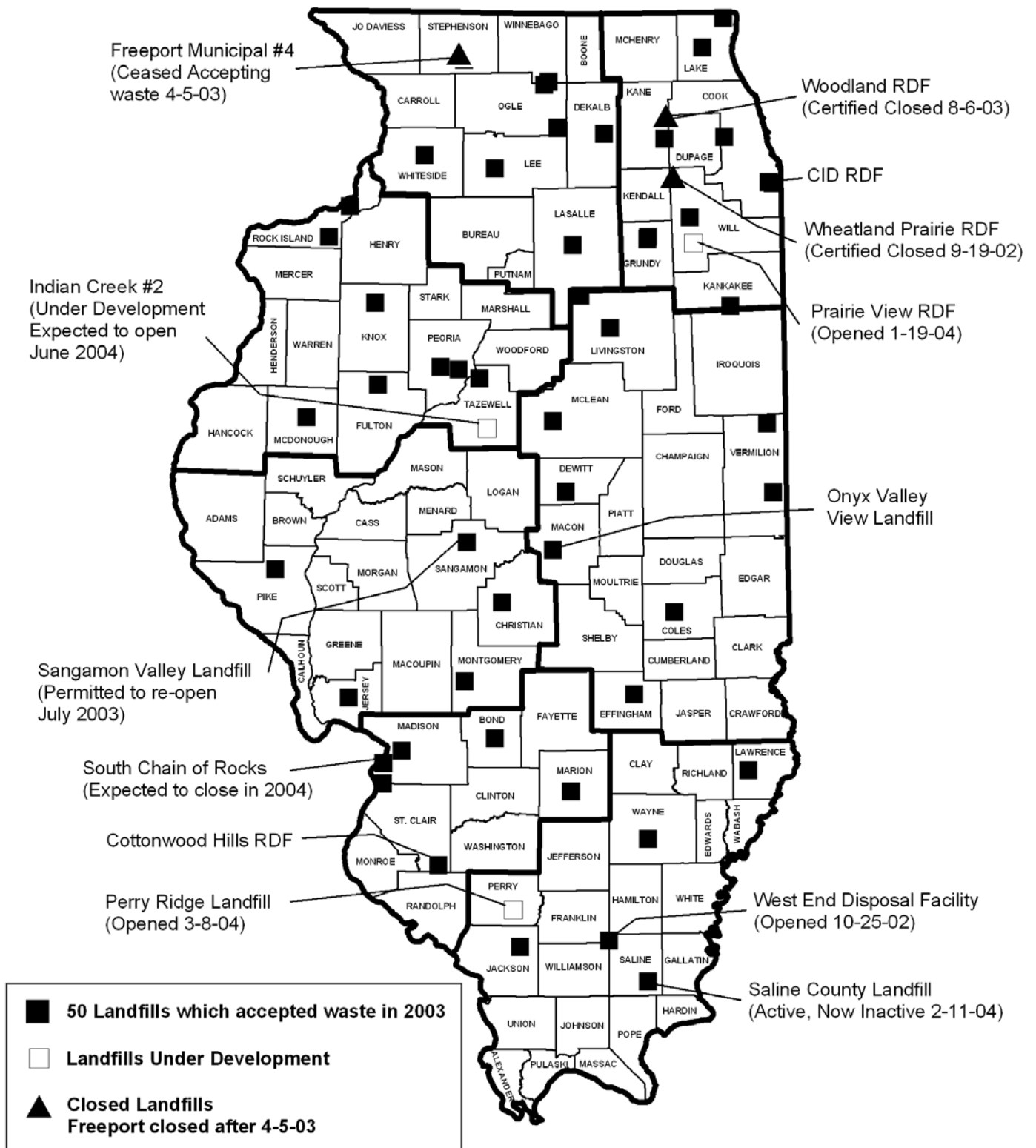
Local Agencies Delegated to Inspect Pollution Control Facilities for the Illinois EPA



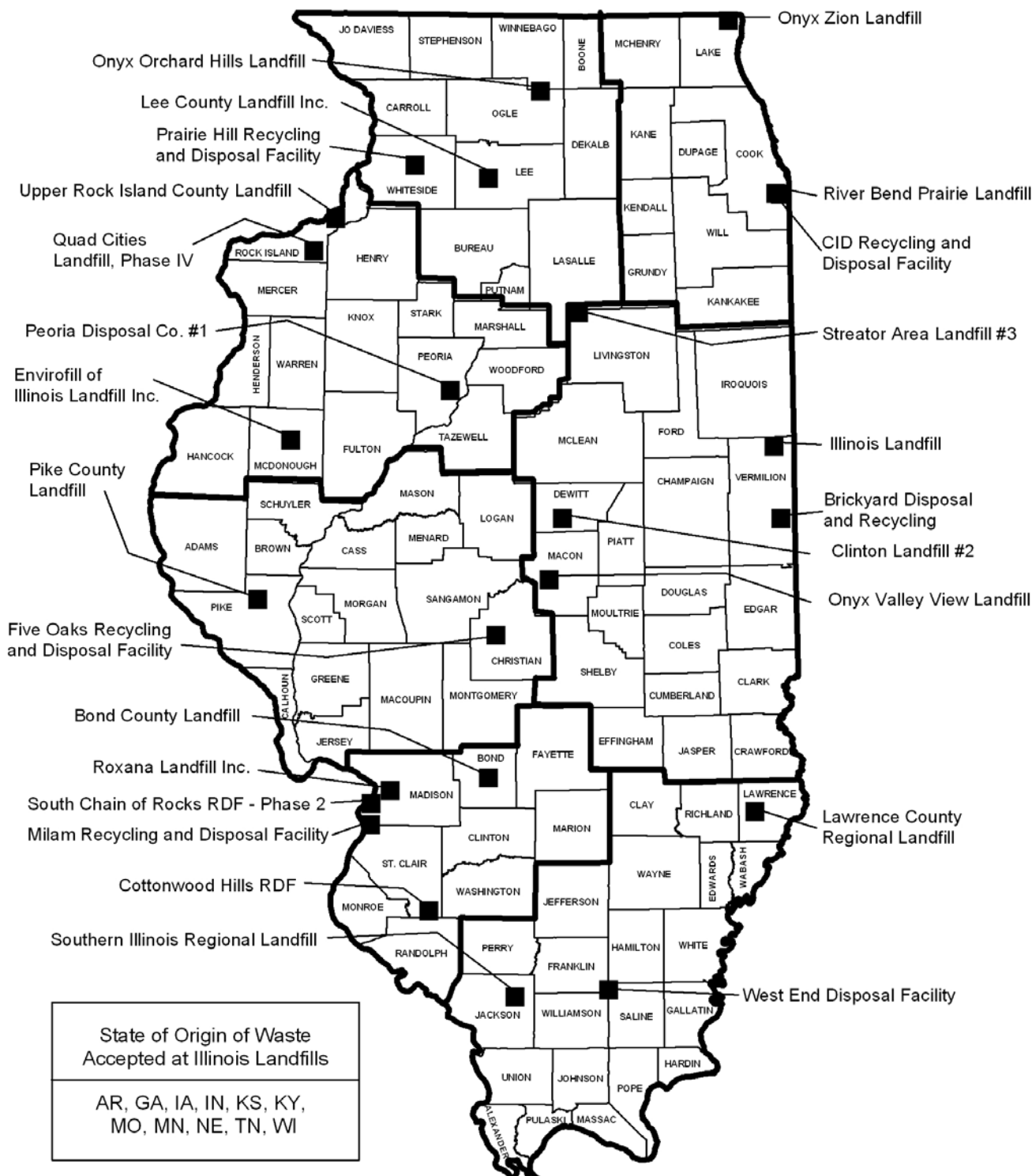
Illinois Landfills, 2003



Landfills: Active, Closed, Under Development in 2003

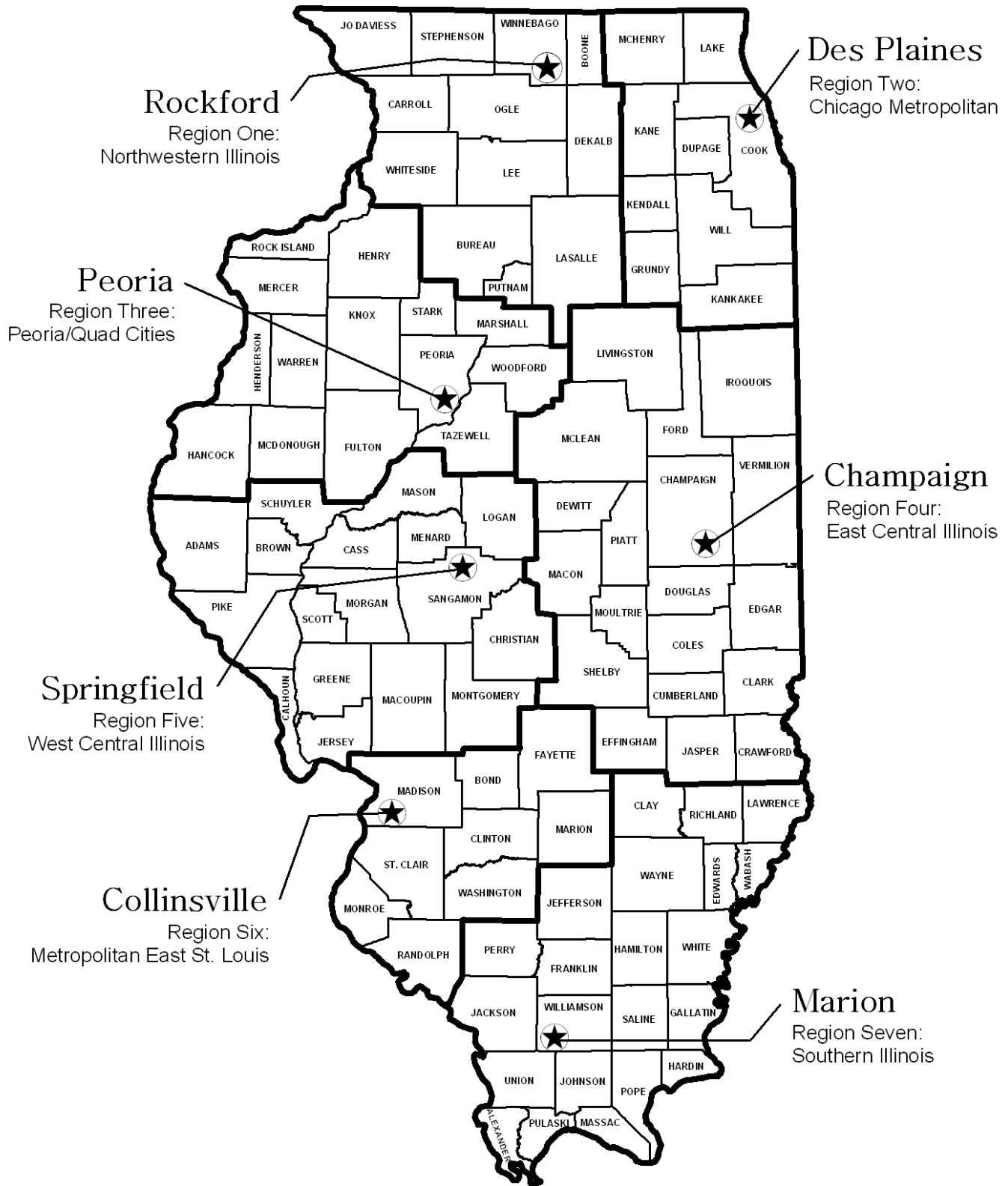


Landfills Receiving Waste from Other States in 2003



■ Twenty-five (25) landfills receiving waste from eleven (11) other states, besides Illinois in 2003

Illinois Environmental Protection Agency Administrative Regions



Regional offices are located in Rockford, Des Plaines, Peoria, Champaign, Springfield, Collinsville and Marion

Landfills Transfer Stations Compost Facilities

Waste on Earth

There is a lot of waste on our planet. There are piles and piles of waste all over the world. One thing you could do to help save your world is recycle things: like paper, plastic and aluminum. To recycle, you can collect those items and take them to your nearby facility. When you take those items to the facility, they crush them and make them into new ones. My family saves aluminum cans and takes them to a facility, but on the way, I see a lot of piles of waste that are from people just throwing away instead of recycling and reusing.

Another thing you can do is to reuse some items. For example, you can cut off the top of a 2-liter soda bottle and plant a flower or a plant in it with dirt. You could also take some pieces of old glass and put them together in a cool design and make a window ornament. There are a lot of things you can do to reduce the amount of waste on our planet. After you read my essay, you can see that you can make a difference in our world.

Kim Whitfield - Oak Grove East School, Bartonville

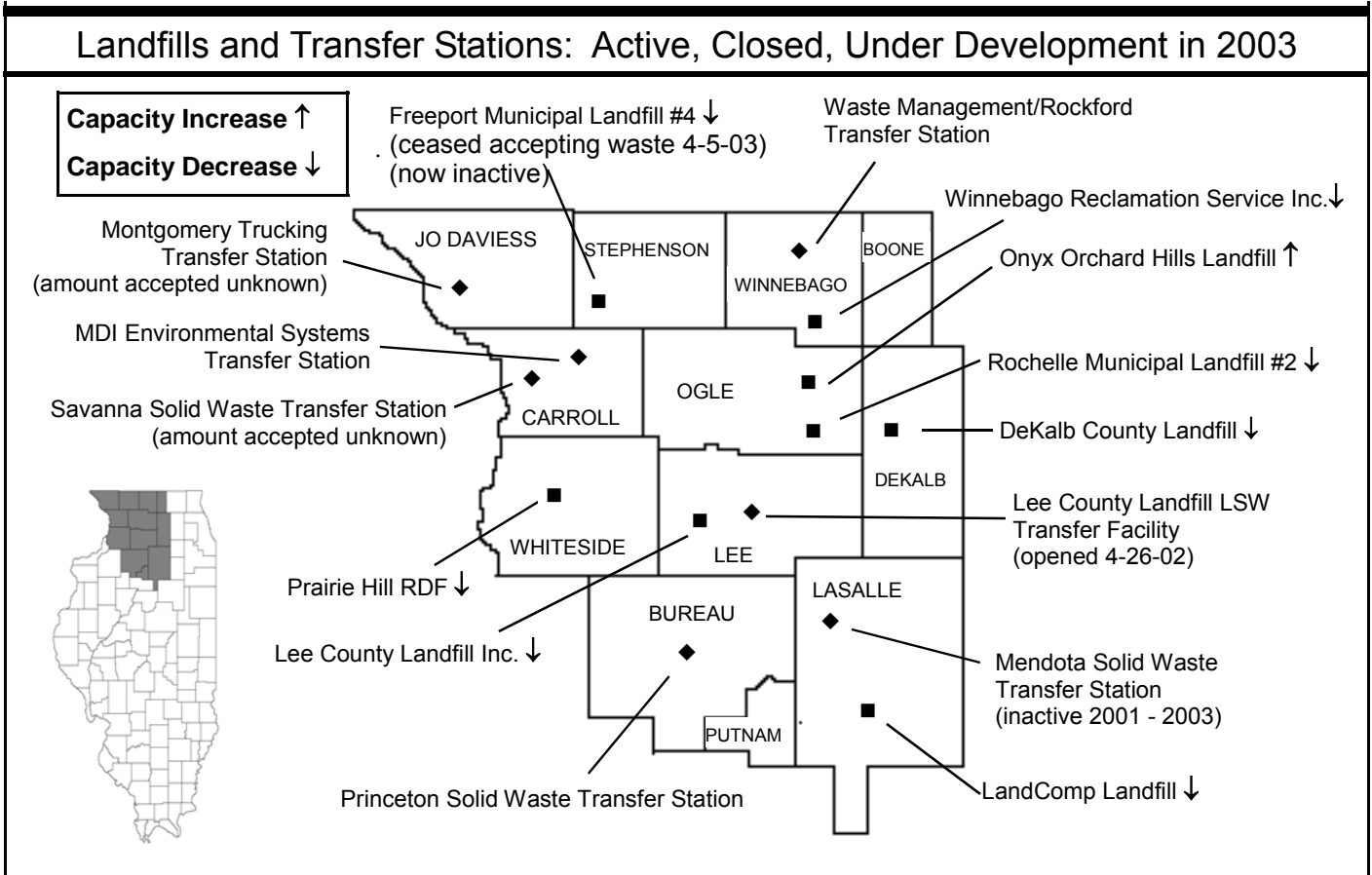
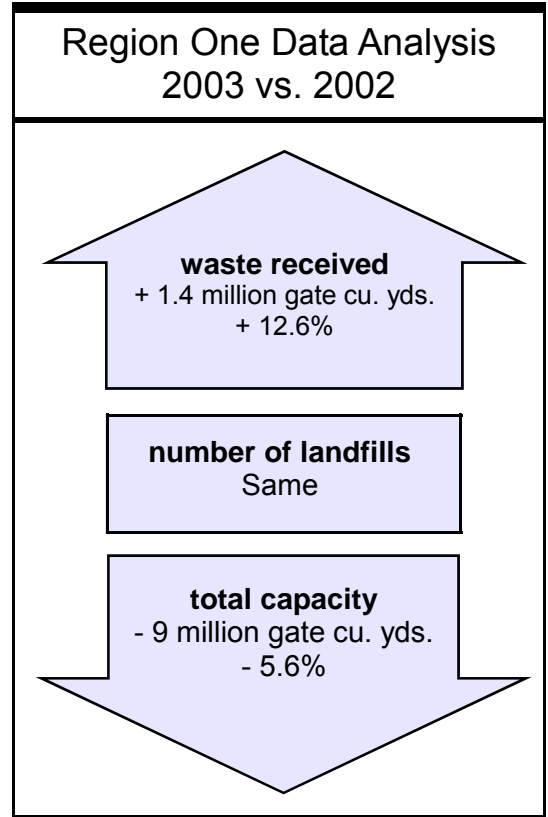
TWO LANDFILLS IN REGION ONE SHOW UP IN THE TOP FOUR rankings of all the State's landfills in terms of waste receipts for 2003. Onyx Orchard Hills Landfill, Davis Junction, ranks second in the state by accepting 4.9 million gate cubic yards; Lee County Landfill, Dixon, is fourth with 4.3 million gate cubic yards received.

Region One's eight active facilities received more than 12.6 million gate cubic yards of waste in 2003 — or 1.4 million gate cubic yards more than in 2002, a 12.6 percent increase.

Newer facilities accept some out-of-state waste

For 2003, Prairie Hill Recycling & Disposal Facility, Morrison, reports accepting six percent of its waste from Iowa. Lee County Landfill accepted one percent from Iowa. Onyx Orchard Hills Landfill accepted one percent of its waste from Wisconsin.

Most importing states share borders with the State of Illinois. Iowa sent Illinois 14 percent of the more than 6.2 million gate cubic yards received from other states in 2003. Wisconsin only sent Illinois landfills three percent of their waste. Waste imports from Missouri totaled 80 percent of all. Other states sending their waste to Illinois include Arkansas, Georgia, Indiana, Kansas, Kentucky, Minnesota, Nebraska and Tennessee.



Region One Solid Waste Statistics

Counties	12
Area (square miles)	7,371
Population (est.)	807,640

Landfill life expectancy

Years remaining 12 *

Landfills

Active in 2003 8

Open into 2004 7

Transfer Stations

Active in 2003 6

Inactive in 2003 1

Compost facilities

Active in 2003 5

Inactive in 2003 1

*Total remaining capacity (from table below) divided by total waste accepted. Tells how long the region may be served by local landfills at current disposal rates, barring capacity adjustments, until capacity is depleted.

Future Expansions¹ Airspace

Winnebago Rec. Svs. 1.8 million

¹ Approved 4-27-04.

Capacity dipped just under 5.6 percent as of Jan. 1, 2004

This region is second in the state, behind Peoria/Quad Cities in remaining capacity, with a 22.2 capacity share. Onyx Orchard Hills Landfill reported almost 57.1 million gate cubic yards of space available as of Jan. 1, 2004, making it third in the state in capacity ranking on that date and second in waste receipts. Close behind is Prairie Hill RDF with 45.5 million gate cubic yards, which ranks fourth, in capacity remaining.

Total capacity for the Region's eight landfills, reporting on Jan. 1, 2004, was almost 150 million gate cubic yards, which is nine million gate cubic yards less than the amount reported on Jan. 1, 2003, only a 5.6 percent decline.

Three landfills help boost the State's capacity; one landfill closed in April 2003

The State's waste disposal capacity is boosted by the rankings of Onyx Orchard Hills Landfill (third), Prairie Hill Recycling and Disposal Facility, Morrison (fourth), and LandComp Landfill, Ottawa (tenth).

Onyx Orchard Hills opened Phase IV Module 1 (18 acres), in January 2003. Lee County Landfill opened Cells 11 and 12 in October and November 2003.

Winnebago Reclamation Services, Rockford, received a permit to expand in April, 2004, but approval came after its remaining capacity was reported on Jan. 1, 2004. This expansion will add 1.8 million cu. yds. of airspace for waste disposal.

Landfills: Waste Accepted 2003; Remaining Capacities Jan. 1, 2004

	Municipality	County	Wastes		Capacity		Disp. Area Acres	Close Year
			Cu. Yds.	Rank ¹	Cu. Yds.	Rank ²		
DeKalb County Landfill	DeKalb	DeKalb	274,838	37	3,982,000	30	88	2017
Freeport Municipal Landfill #4 ³	Freeport	Stephenson	17,048	48	0	N/A	17	2003
LandComp Landfill Inc.	Ottawa	LaSalle	740,227	20	20,407,000	10	101.5	2031
Lee County Landfill * ⁴	Dixon	Lee	4,337,507	4	17,133,000	13	142	2014
Onyx Orchard Hills Landfill * ⁵	Davis Junction	Ogle	4,928,362	2	57,054,000	3	175	2015
Prairie Hill RDF *	Morrison	Whiteside	900,600	18	45,581,000	4	226	2038
Rochelle Municipal Landfill #2	Rochelle	Ogle	327,000	33	1,139,000	37	80.6	2007
Winnebago Reclamation Service ⁶	Rockford	Winnebago	1,106,058	12	4,723,000	27	70.2	2007
Totals			12,631,640		150,019,000			

* Three landfills accepted out-of-state waste from Iowa and Wisconsin during 2003 totaling 118,582 gate cu. yds. or < 1% of the region's total.

¹ Standing among 50 landfills that accepted waste during 2003.

² Standing among 49 landfills that reported capacity as of Jan. 1, 2004.

³ Ceased accepting waste on 4-5-03, now inactive; actually reported accepting 5,166 tons, which we converted to 17,048 cu. yds.

⁴ Cells #11 and #12 opened on 10-29-03 and 11-21-03.

⁵ Phase IV, Module 1 (18 ac.) opened 1-3-03.

⁶ Additional 1.8 million cu. yds. capacity permitted 4-27-04.

Closure of Freeport's landfill

Freeport Municipal Landfill #4 actually did not cease accepting waste until April 5, 2003. The site is not yet certified closed. Seven landfills in the Northwestern Illinois region remained open past 2003.

Delegated inspections in LaSalle and Ogle counties

The Illinois EPA delegated inspection authority to the LaSalle County Department of Environmental Services and Development and to the Ogle County Solid Waste Management Department. Delegation agreements authorize these agencies to conduct many of the duties that would otherwise have to be performed by the Illinois EPA field office: investigating and enforcing suspected violations of land pollution laws and reports of open dumping, also inspecting landfills, transfer stations and compost facilities permitted through the Agency's Bureau of Land. (Inspections also include industrial landfills, or monofills, and landfills that closed prior to 2001; these facilities are not included in this report.)

Rockford dominated regional transfer station activity

An Agency survey determined Region One's transfer stations handled more than 146,000 gate tons of municipal waste in 2003, an amount equivalent to one percent of the waste landfilled in the region. Of those voluntarily reporting, Waste Management/Rockford processed 52 percent of the regional total. Two of the transfer stations did not voluntarily report to the Agency.

Mendota, Illinois plans to temporarily close their transfer station sometime during 2004.

Questions and Complaints

Illinois EPA Region One field office personnel investigate reports of suspected illegal waste disposal, and inspect the region's landfills, transfer stations and compost facilities, except in **LaSalle and Ogle** counties, where some responsibility has been delegated to local authorities.

Questions or complaints concerning pollution control facilities, open dumping or other incidents should be directed to the office having jurisdiction over the site:

Illinois EPA
4302 N. Main St.
Rockford, IL 61103
Phone: 815-987-7760
Fax: 815-987-7005

LaSalle County Department of Environmental Services and Development
LaSalle County Courthouse
119 W. Madison, Room 400
Ottawa, IL 61350
Phone: 815-434-8666
Fax: 815-433-9303

Ogle County Solid Waste Management Department
909 W. Pines Road
Oregon, IL 61061
Phone: 815-732-4020
Fax: 815-732-3709

Transfer Stations: Waste Handled 2003

	Municipality	County	Tons
Lee Co. LF LSW TF	Dixon	Lee	1,073
MDI Env. Systems TS	Lanark	Carroll	49,000
Montgomery Trucking ¹	Elizabeth	JoDaviess	0
Princeton Solid Waste	Princeton	Bureau	19,781
Savanna Solid Waste ¹	Savanna	Carroll	0
Waste Mgt./Rockford	Roscoe	Winnebago	76,362
Total			146,216

¹ Accepted an unknown amount of waste in 2003

Municipal Waste Management Plans

The Solid Waste Planning and Recycling Act requires all Illinois counties and the city of Chicago to develop, adopt and implement 20-year municipal waste management plans.

Plans include programs and recommendations to achieve solid waste management goals, which typically include waste reduction, recycling, incineration and landfilling as program options.

The law requires each plan to include a program designed to recycle 15 percent of municipal waste by the end of the third year of the program and 25 percent of municipal waste by the end of the fifth year (1996), depending upon the availability of markets.

Every five years, each plan must identify changes in planning areas, evaluate progress in plan implementation and, if necessary, revise plan recommendations and goals. The county also has the option of updating its solid waste generation rate. The plan is then submitted to the Illinois EPA for review and comment.

Five year plan updates have been adopted by all counties in Region One.

Ten year plan updates have also been adopted by LaSalle, Lee, Ogle, Whiteside and Winnebago counties.

Questions concerning these plans and their availability should be directed to the appropriate local administrators listed in Appendix K of this report.

Details concerning Region One landfills, transfer stations and compost facilities follow on pages R1.5 through R1.26.

Rockford Composting/Cherry Valley leads in composting

Region One's five active compost facilities reported processing more than 47,000 gate tons of landscape waste in 2003. The two sites, DeKalb County Landfill, DeKalb, and Rockford Composting, Cherry Valley, processed 87 percent of the region's total. Lee County Landfill, Dixon, was issued a permit in April, 2002 to operate a landscape waste transfer station. Freeport Municipal Landfill #4 Compost Facility certified closed on Jan. 9, 2004.

Compost Facilities: Waste Accepted 2003

	Municipality	County	Tons
DeKalb County Landfill	DeKalb	DeKalb	18,410
Peru Municipal Landfill #2 ¹	Peru	LaSalle	1,279
Rockford Composting	Cherry Valley	Winnebago	22,630
Rockford Composting	Rockford	Winnebago	3,226
States Land Improve. ¹	Ottawa	LaSalle	1,580
Total			47,125

¹ Permit renewed in 2003 or 2004

Average regional recycling rate remains healthy

The Agency does not regulate recycling nor is it required to obtain statistics. Nevertheless, as a public service, the Agency sought this information from county recycling coordinators, who reported recycling rates ranging from 3.0 to 49.2 percent.

Region One's overall recycling rate of 23.3 percent is a multi-year average because five counties did not report new data in 2003 (see Appendix M for more details). ♦

Municipal Waste Recycled

County	Estimated Population	Waste Generated		Waste Recycled	
		Tons	PCD	Tons	Percent
Boone	41,786	32,029	4.2	8,802	27.5
Bureau	35,503	22,030	3.4	2,678	12.2
Carroll ¹	16,941	10,231	3.3	2,194	21.4
DeKalb	91,561	92,855	5.6	45,692	49.2
JoDaviess ¹	21,678	12,697	3.2	1,425	11.2
LaSalle	110,000	147,626	7.4	36,446	24.7
Lee	36,062	32,906	5.0	8,029	24.4
Ogle	52,858	40,516	4.2	11,335	28.0
Putnam ¹	6,086	4,332	3.9	552	12.7
Stephenson	48,979	49,163	5.5	2,190	4.5
Whiteside	60,186	42,763	3.9	1,303	3.0
Winnebago	286,000	333,000	6.4	70,249	21.1
Totals	807,640	820,148	5.6	190,895	23.3²

¹ Has residential recycling ordinance.

² Regional average

DeKalb County Landfill

County	DeKalb
Municipality	DeKalb
Location	18370 Somonauk Road
Location ☎	815-758-6906
Hours of operation	Mon.-Fri.: 6:30 a.m. - 5 p.m.; Sat.: 6:30 a.m. - noon
Waste accepted	Municipal, nonhazardous special*
Tipping fee	\$42.15 per ton
Owner	Waste Management of Illinois Inc.**
Operator	Waste Management of Illinois Inc.**

*Generated within county; does not accept out-of-county waste.

Facility Facts

Identification number	0378020001
Design capacity, airspace cu.yds.	2,302,851
Total permitted landfill area, acres	245
Permitted disposal area, acres	88
Highest permitted elevation, feet (msl)	945
Leachate monitoring stations	5
Groundwater monitoring wells	28
Methane collection system	Yes
Years remaining, estimated by landfill	14.5
Date/year to open -- Date/year to close	1974 - 2017

Waste Received: 2001, 2002, 2003

	TOTAL WASTE ACCEPTED			OUT-OF-STATE WASTE ACCEPTED		
	gate cu. yds	tons	tons/day	gate cu/yds.	tons	% of total
2001	253,989	76,966	296	0	0	0
2002	265,839	80,557	310	0	0	0
2003	274,838	83,284	320	0	0	0

2001 State of Origin: Illinois only 2002 State of Origin: Illinois only 2003 State of Origin: Illinois only

Remaining Capacities: Jan. 1, 2003 and Jan. 1, 2004

2003 certified gate cu. yds. (tons)	4,327,000	(1,311,000)
2004 certified gate cu. yds. (tons)	3,982,000	(1,207,000)

Audits and Inspections

Solid Waste Mgt. Fees paid in 2003	\$119,660
LF Paid Local SW Fees to County/City	DeKalb
Facility inspected by	Illinois EPA, Rockford Regional Office

Contacts

Owner


Waste Management of Illinois Inc.**
18370 Somonauk Road
DeKalb, IL 60115-8738
Contact: Dale Hoekstra
☎ 815-758-6906

Operator

Waste Management of Illinois Inc.**
18370 Somonauk Road
DeKalb, IL 60115-8738
Contact: Dale Hoekstra
☎ 815-758-6906

**A subsidiary of Waste Management of IL & Waste Management Inc. Midwest, 1001 Fannin, Suite 4000, Houston, TX 77002, 713-512-6200. Regional Office: Waste Management of Illinois Inc., 1411 Opus Place, Suite 400, Downers Grove, IL 60515, 630-724-8400.

Freeport Municipal Landfill #4 (Active, Now Inactive)

County	Stephenson
Municipality	Freeport
Location	2133 S. Walnut Road
Location 	N/A
Hours of operation	N/A
Waste accepted	N/A*
Tipping fee	N/A
Owner	City of Freeport
Operator	City of Freeport

*Ceased accepting waste 4-5-03.

Facility Facts

Identification number	1770200015
Design capacity, airspace cu.yds.	1,300,000
Total permitted landfill area, acres	33
Permitted disposal area, acres	17
Highest permitted elevation, feet (msl)	855
Leachate monitoring stations	2
Groundwater monitoring wells	9
Methane collection system	None
Years remaining, estimated by landfill	0
Date/year to open -- Date/year to close	1987 - 4-5-03

1995-281-LFM #9 approved 6-28-02 allowed 25,000 additional cu. yds. of trash to be landfilled.

Waste Received: 2001, 2002, 2003

	TOTAL WASTE ACCEPTED			OUT-OF-STATE WASTE ACCEPTED		
	gate cu. yds	tons	tons/day	gate cu/yds.	tons	% of total
2001	128,993	39,089	150	0	0	0
2002	122,232	37,040	142	0	0	0
2003	17,048	5,166	20	0	0	0

2001 State of Origin: Illinois only 2002 State of Origin: Illinois only 2003 State of Origin: Illinois only

Remaining Capacities: Jan. 1, 2003 and Jan. 1, 2004

2003 certified gate cu. yds. (tons)	20,000	(6,000)
2004 certified gate cu. yds. (tons)	0	(0)


Capacity depleted as of April 5, 2003.

Audits and Inspections


Solid Waste Mgt. Fees paid in 2003	\$6,250
LF Paid Local SW Fees to County/City	False
Facility inspected by	Illinois EPA, Rockford Regional Office

Contacts

Owner

City of Freeport
230 W. Stephenson St.
Freeport, IL 61032
Contact: Reggie A. Taylor
 815-235-8221

Operator

City of Freeport
230 W. Stephenson St.
Freeport, IL 61032
Contact: Reggie A. Taylor
 815-235-8221

LandComp Landfill

County	LaSalle
Municipality	Ottawa
Location	2840 E. 13th Road
Location ☎	815-434-1808
Hours of operation	Mon.-Fri.: 6 a.m. - 4 p.m.; Sat.: 6 a.m. - 11:30 a.m.
Waste accepted	Municipal, nonhazardous special
Tipping fee	\$33 per ton
Owner	LandComp Corp.**
Operator	LandComp Corp.

Facility Facts

Identification number	0990808103
Design capacity, airspace cu.yds.	13,398,000
Total permitted landfill area, acres	188
Permitted disposal area, acres	101.5
Highest permitted elevation, feet (msl)	680
Leachate monitoring stations	13
Groundwater monitoring wells	38
Methane collection system	Gas-to-energy (planned)
Years remaining, estimated by landfill	27
Date/year to open -- Date/year to close	11-6-98 - 2031

Waste Received: 2001, 2002, 2003

	TOTAL WASTE ACCEPTED			OUT-OF-STATE WASTE ACCEPTED		
	gate cu. yds	tons	tons/day	gate cu./yds.	tons	% of total
2001	633,336	191,920	738	0	0	0
2002	629,947	190,893	734	0	0	0
2003	740,227	224,311	863	0	0	0
2001 State of Origin: Illinois only 2002 State of Origin: Illinois only 2003 State of Origin: Illinois only						

Remaining Capacities: Jan. 1, 2003 and Jan. 1, 2004

2003 certified gate cu. yds. (tons)	21,002,000	(6,364,000)
2004 certified gate cu. yds. (tons)	20,407,000	(6,184,000)

Audits and Inspections

Solid Waste Mgt. Fees paid in 2003	\$273,176
LF Paid Local SW Fees to County/City	False
Facility inspected by	Illinois EPA, Rockford Regional Office & LaSalle Co. Dept. of Environmental Services & Development

Contacts

Owner

LandComp Corp.**
13832 S. Kostner Ave.
Crestwood, IL 60445
Contact: Brian Holcomb
☎ 708-824-3060

Operator

LandComp Corp.
P.O. Box 520
Ottawa, IL 61350
Contact: Mark Dykema
☎ 815-434-1808

**A subsidiary of Allied Waste Industries Inc., 15880 N. Greenway-Hayden Loop, Suite 100, Scottsdale, AZ 85260, 480-627-2700.

Lee County Landfill Inc.

County	Lee
Municipality	Dixon
Location	1214 S. Bataan Road
Location ☎	815-288-4607
Hours of operation	Mon.-Sat.: 6 a.m. - 6 p.m.
Waste accepted	Municipal, nonhazardous special
Tipping fee	\$36 per ton
Owner	Lee County Landfill Inc.**
Operator	Lee County Landfill Inc.**

Facility Facts

Identification number	1030205110
Design capacity, airspace cu.yds.	17,000,000
Total permitted landfill area, acres	223
Permitted disposal area, acres	142
Highest permitted elevation, feet (msl)	869
Leachate monitoring stations	4
Groundwater monitoring wells	40
Methane collection system	Active System
Years remaining, estimated by landfill	4
Date/year to open -- Date/year to close	11-11-98 - 2014*

*As site capacity decreases, it is anticipated that the "gate" volume will also decrease, extending life of site by 11 years. Cell #11 and #12 opened on 10-29-03 and 11-21-03. Permit now expires on 6-15-08.

Waste Received: 2001, 2002, 2003

	TOTAL WASTE ACCEPTED			OUT-OF-STATE WASTE ACCEPTED		
	gate cu. yds	tons	tons/day	gate cu/yds.	tons	% of total
2001	3,440,363	1,042,534	4,010	102,024	30,916	3
2002	3,444,057	1,043,654	4,014	91,022	27,582	3
2003	4,337,507	1,314,396	5,055	60,908	18,457	1

2001 State of Origin: Illinois, Iowa, Wisconsin 2002 State of Origin: Illinois, Iowa, Wisconsin 2003 State of Origin: Illinois, Iowa

Remaining Capacities: Jan. 1, 2003 and Jan. 1, 2004

2003 certified gate cu. yds. (tons)	20,361,000	(6,170,000)
2004 certified gate cu. yds. (tons)	17,133,000	(5,192,000)

Audits and Inspections

Solid Waste Mgt. Fees paid in 2003	\$1,955,078
LF Paid Local SW Fees to County/City	False
Facility inspected by	Illinois EPA, Rockford Regional Office

Contacts

Owner

Lee County Landfill Inc.**
13832 S. Kostner
Crestwood, IL 60445
Contact: Brian Holcomb
☎ 708-824-3060

Operator

Lee County Landfill Inc.**
1214 S. Bataan Road
Dixon, IL 61021
Contact: Dave Geier
☎ 815-288-4607

**A subsidiary of Allied Waste Industries Inc., 15880 N. Greenway-Hayden Loop, Suite 100, Scottsdale, AZ 85260, 480-627-2700.

Onyx Orchard Hills Landfill

County	Ogle
Municipality	Davis Junction
Location	8290 Highway 251
Location ☎	815-874-9000
Hours of operation	Mon.-Fri.: 4:30 a.m. - 7 p.m.; Sat.: 4:30 a.m. - 1 p.m.
Waste accepted	Municipal, nonhazardous special
Tipping fee	\$45 per ton
Owner	Onyx Orchard Hills Landfill Inc.**
Operator	Onyx Orchard Hills Landfill Inc.**

Facility Facts

Identification number	1410175005
Design capacity, airspace cu.yds.	25,740,745
Total permitted landfill area, acres	333
Permitted disposal area, acres	175*
Highest permitted elevation, feet (msl)	881.5
Leachate monitoring stations	9
Groundwater monitoring wells	42
Methane collection system	Active
Years remaining, estimated by landfill	11.5
Date/year to open -- Date/year to close	1-13-98 - 2015

*Pending permit application (Log #2002-046) for an additional 21,136,567 cu. yds. air space (vertical and horizontal expansion). Phase IV, Module 1 (18 acres) opened 1-31-03.

Waste Received: 2001, 2002, 2003

	TOTAL WASTE ACCEPTED			OUT-OF-STATE WASTE ACCEPTED		
	gate cu. yds	tons	tons/day	gate cu/yds.	tons	% of total
2001	3,515,139	1,065,194	4,097	15,138	4,587	0
2002	4,413,427	1,337,402	5,144	25,663	7,777	1
2003	4,928,362	1,493,443	5,744	3,294	998	0

2001 State of Origin: Illinois, Wisconsin 2002 State of Origin: Illinois, Wisconsin 2003 State of Origin: Illinois, Wisconsin (Tons per day and year reported differently by operator)

Remaining Capacities: Jan. 1, 2003 and Jan. 1, 2004

2003 certified gate cu. yds. (tons)	56,197,000	(17,029,000)
2004 certified gate cu. yds. (tons)	57,054,000	(17,289,000)

Audits and Inspections

Solid Waste Mgt. Fees paid in 2003	\$1,635,561
LF Paid Local SW Fees to County/City	False
Facility inspected by	Illinois EPA, Rockford Regional Office & Ogle County Solid Waste Management Department

Contacts

Owner

Onyx Orchard Hills Landfill Inc.**
8290 Highway 251 South
Davis Junction, IL 61020
Contact: Chris Peters
☎ 815-874-9000

Operator

Onyx Orchard Hills Landfill Inc.**
8290 Highway 251 South
Davis Junction, IL 61020
Contact: Chris Peters
☎ 815-874-9000

**An affiliate of Onyx North America, 125 S. 84th St., Suite 200, Milwaukee, WI 53214 and a subsidiary of Vivendi Environment, France, 414-479-7800. Regional office: 1525 Kautz Road, Suite 1000, West Chicago, IL 60185, 630-762-8000.

Prairie Hill Recycling and Disposal Facility

County	Whiteside
Municipality	Morrison
Location	18762 Lincoln Road
Location ☎	815-772-7308
Hours of operation	Mon.-Fri.: 7 a.m. - 4 p.m.; Sat.: 7 a.m. - noon
Waste accepted	Municipal only
Tipping fee	\$19 per ton
Owner	Whiteside County
Operator	Waste Management of Illinois Inc.**

Facility Facts

Identification number	1950350014
Design capacity, airspace cu.yds.	28,300,000
Total permitted landfill area, acres	423
Permitted disposal area, acres	226
Highest permitted elevation, feet (msl)	877
Leachate monitoring stations	12
Groundwater monitoring wells	41
Methane collection system	None
Years remaining, estimated by landfill	35-40
Date/year to open -- Date/year to close	8-26-96 - 2038

Waste Received: 2001, 2002, 2003

	TOTAL WASTE ACCEPTED			OUT-OF-STATE WASTE ACCEPTED		
	gate cu. yds	tons	tons/day	gate cu/yds.	tons	% of total
2001	704,830	213,585	821	61,444	18,619	9
2002	648,129	196,403	755	59,014	17,883	9
2003	900,600	272,909	1,050	54,380	16,479	6
2001 State of Origin: Illinois, Iowa 2002 State of Origin: Illinois, Iowa 2003 State of Origin: Illinois, Iowa						

Remaining Capacities: Jan. 1, 2003 and Jan. 1, 2004

2003 certified gate cu. yds. (tons)	50,005,000	(15,153,000)
2004 certified gate cu. yds. (tons)	45,581,000	(13,812,000)

Audits and Inspections

Solid Waste Mgt. Fees paid in 2003	\$353,331
LF Paid Local SW Fees to County/City	False
Facility inspected by	Illinois EPA, Rockford Regional Office

Contacts

Owner

Whiteside County
Whiteside County Courthouse, 200 E. Knox St.
Morrison, IL 61270
Contact: Peter Petrowsky
☎ 815-772-7651

Operator

Waste Management of Illinois Inc.**
18762 Lincoln Road
Morrison, IL 61270
Contact: Ian Johnson
☎ 630-232-7664

**A subsidiary of Waste Management of IL & Waste Management Inc. Midwest, 1001 Fannin, Suite 4000, Houston, TX 77002, 713-512-6200. Regional Office: Waste Management of Illinois Inc., 1411 Opus Place, Suite 400, Downers Grove, IL 60515, 630-724-8400.

Rochelle Municipal Landfill No. 2

County	Ogle
Municipality	Rochelle
Location	6513 Mulford Road
Location ☎	815-384-4251
Hours of operation	Mon.-Sat.: 6 a.m. - 6 p.m.
Waste accepted	Municipal, nonhazardous special
Tipping fee	\$45 per ton
Owner	City of Rochelle
Operator	Rochelle Waste Disposal LLC

Facility Facts

Identification number	1418030020
Design capacity, airspace cu.yds.	1,827,900
Total permitted landfill area, acres	N/A
Permitted disposal area, acres	80.6
Highest permitted elevation, feet (msl)	876
Leachate monitoring stations	6
Groundwater monitoring wells	14
Methane collection system	Flares
Years remaining, estimated by landfill	3.5
Date/year to open -- Date/year to close	6-30-72 - 2007

Permit renewed 2-28-03.

Waste Received: 2001, 2002, 2003

	TOTAL WASTE ACCEPTED			OUT-OF-STATE WASTE ACCEPTED		
	gate cu. yds	tons	tons/day	gate cu/yds.	tons	% of total
2001	318,000	96,364	371	0	0	0
2002	328,000	99,394	382	0	0	0
2003	327,000	99,091	381	0	0	0
2001 State of Origin: Illinois only 2002 State of Origin: Illinois only 2003 State of Origin: Illinois only						

Remaining Capacities: Jan. 1, 2003 and Jan. 1, 2004

2003 certified gate cu. yds. (tons)	1,270,000	(385,000)
2004 certified gate cu. yds. (tons)	1,139,000	(345,000)

Audits and Inspections

Solid Waste Mgt. Fees paid in 2003	\$38,815
LF Paid Local SW Fees to County/City	Ogle (City of Rochelle)
Facility inspected by	Illinois EPA, Rockford Regional Office & Ogle County Solid Waste Management Department

Contacts

Owner

City of Rochelle
420 N. 6th St. (6th St. & 5th Ave.)
Rochelle, IL 61068
Contact: Joe Salitros
☎ 815-561-2000

Operator

Rochelle Waste Disposal LLC
5450 Wansford Way, Ste. 201B
Rockford, IL 61109
Contact: Clyde Gelderloos
☎ 815-562-6718

Winnebago Reclamation Service Inc.

County	Winnebago
Municipality	Rockford
Location	8403 Lindenwood Road
Location ☎	815-874-4806
Hours of operation	Mon.-Fri.: 6 a.m. - 7 p.m.; Sat.: 7 a.m. - 5 p.m.
Waste accepted	Municipal, nonhazardous special
Tipping fee	\$58 per ton
Owner	Winnebago Reclamation Service Inc.
Operator	Winnebago Reclamation Service Inc.

Facility Facts

Identification number	2018080001
Design capacity, airspace cu.yds.	21,012,300*
Total permitted landfill area, acres	235
Permitted disposal area, acres	42.7 (northern); 27.5 (southern) = 70.2
Highest permitted elevation, feet (msl)	865 (northern); 856 (southern)
Leachate monitoring stations	6
Groundwater monitoring wells	45
Methane collection system	Gas-to-energy
Years remaining, estimated by landfill	4
Date/year to open -- Date/year to close	4-30-72 - 2007

Additional capacity of 1,798,840 in-place cu. yds. permitted on 4-27-04 adding five more years of site life (2012).

Waste Received: 2001, 2002, 2003

	TOTAL WASTE ACCEPTED			OUT-OF-STATE WASTE ACCEPTED		
	gate cu. yds	tons	tons/day	gate cu/yds.	tons	% of total
2001	1,517,488	459,845	1,769	0	0	0
2002	1,369,926	415,129	1,597	0	0	0
2003	1,106,058	335,169	1,289	0	0	0

2001 State of Origin: Illinois only 2002 State of Origin: Illinois only 2003 State of Origin: Illinois only

Remaining Capacities: Jan. 1, 2003 and Jan. 1, 2004

2003 certified gate cu. yds. (tons)	5,816,000	(1,762,000)
2004 certified gate cu. yds. (tons)	4,723,000	(1,431,000)

Audits and Inspections

Solid Waste Mgt. Fees paid in 2003	\$339,551
LF Paid Local SW Fees to County/City	False
Facility inspected by	Illinois EPA, Rockford Regional Office

Contacts

Owner

Winnebago Reclamation Service Inc.
4920 Forest Hill Road
Loves Park, IL 61103
Contact: Gary L. Marzorati
☎ 815-654-4779

Operator

Winnebago Reclamation Service Inc.
8403 Lindenwood Road
Rockford, IL 61109
Contact: John Lichty
☎ 815-874-4806

Lee Co. Landfill LSW Transfer Facility (Active)

County	Lee
Municipality	Dixon
Location	1214 S. Bataan Road
Location ☎	815-288-4607
Hours of operation	Mon. - Sat. 24 hours per day
Waste accepted	Landscape waste only
Tipping fee	\$24/ton
Owner	Lee County Landfill Inc.**
Operator	Lee County Landfill Inc.**

Replaced Dixon/GROP #2 Compost Site (see p. R1.21).

Facility Facts

Identification number	1030205110
Opened, year	2002
Facility acreage	N/A

Opened on 4-26-02.

Waste Received: 2001, 2002, 2003

	<u>Tons per year</u>	<u>Tons per day (average)</u>
2001	0	0
2002	0	0
2003	1,073	4

Waste Receipts unknown for 2002.

Inspections

Facility inspected by	Illinois EPA, Rockford Regional Office
------------------------------	--

Contacts

Owner

Lee County Landfill Inc.**
 Steve Smith
 13832 S. Kostner
 Crestwood, IL 60445
 ☎ 708-824-3060

Operator

Lee County Landfill Inc.**
 Dave Geier
 1214 S. Bataan Road
 Dixon, IL 61021
 ☎ 815-288-4607

**A subsidiary of Allied Waste Industries Inc., 15880 N. Greenway-Hayden Loop, Suite 100, Scottsdale, AZ 85260, 480-627-2700.

MDI Environmental Systems Transfer Station (Active)

County	Carroll
Municipality	Lanark
Location	Route 64 & Shannon Road
Location ☎	815-938-3602
Hours of operation	Mon. - Fri.: 7 a.m. - 3:30 p.m.
Waste accepted	Municipal, recyclables
Tipping fee	\$46.50/ton
Owner	Moring Disposal Inc.
Operator	MDI Environmental Systems

Facility Facts

Identification number	0150100001
Opened, year	1994
Facility acreage	N/A

Waste Received: 2001, 2002, 2003

	<u>Tons per year</u>	<u>Tons per day (average)</u>
2001	36,400	140
2002	41,280	160
2003	49,000	190

Inspections

Facility inspected by	Illinois EPA, Rockford Regional Office
-----------------------	--

Contacts

Owner

Moring Disposal Inc.
Dennis R. Pate
306 E. Main
Forreston, IL 61030
☎ 815-938-3602

Operator

MDI Environmental Systems
Dennis R. Pate
P.O. Box 158
Forreston, IL 61030
☎ 815-493-6331

Mendota Solid Waste Transfer Station (Inactive)*

County	LaSalle
Municipality	Mendota
Location	First Avenue, behind fairgrounds
Location ☎	815-539-7459
Hours of operation	Mon. - Sat.: 6 a.m. - 4:30 p.m.
Waste accepted	Municipal from City only
Tipping fee	N/A
Owner	City of Mendota
Operator	Waste Management of Illinois Inc.

*Plan to temporarily close late summer 2004 per Log #2004-156 (permit application)

Facility Facts

Identification number	0990550013
Opened, year	1991
Facility acreage	5

Waste Received: 2001, 2002, 2003

	<u>Tons per year</u>	<u>Tons per day (average)</u>
2001	0	0
2002	0	0
2003	0	0

Inactive, 2001-2003.

Inspections

Facility inspected by	Illinois EPA, Rockford Regional Office & LaSalle Co. Dept. of Environmental Services & Development
-----------------------	--

Contacts

Owner

City of Mendota
607 Eighth Ave.
Mendota, IL 61342
☎ 815-539-7459

Operator

Waste Management of Illinois Inc.
Dean Van der Baan
1411 Opus Place, Suite 400
Downers Grove, IL 60525
☎ 630-724-8400

Montgomery Trucking (Active)

County	JoDaviess
Municipality	Elizabeth
Location	Route 20 West
Location ☎	815-777-0672
Hours of operation	Mon.-Fri.: 8 a.m. - 3 p.m.; Sat.: 8 a.m.-11 a.m.
Waste accepted	Municipal, recyclables
Tipping fee	N/A
Owner	Montgomery Trucking
Operator	Montgomery Trucking

Facility Facts

Identification number	0850155009
Opened, year	1997
Facility acreage	1.32

Waste Received: 2001, 2002, 2003

	<u>Tons per year</u>	<u>Tons per day (average)</u>
2001	0	0
2002	0	0
2003	0	0

Active, but waste receipts unknown for 2001, 2002, and 2003.

Inspections

Facility inspected by	Illinois EPA, Rockford Regional Office
------------------------------	--

Contacts

Owner

Montgomery Trucking
929 Fulton St.
Galena, IL 61036
☎ 815-777-0672

Operator

Montgomery Trucking
929 Fulton St.
Galena, IL 61036
☎ 815-777-0672

Princeton Solid Waste Transfer Station (Active)

County	Bureau
Municipality	Princeton
Location	101 Peggy Lane
Location ☎	815-875-1682
Hours of operation	Mon. - Fri.: 7 a.m. - 4 p.m.; Sat.: 7 a.m. - noon
Waste accepted	Municipal, recyclables
Tipping fee	\$40/ton
Owner	City of Princeton
Operator	City of Princeton

Facility Facts

Identification number	0110850012
Opened, year	1993
Facility acreage	5

Waste Received: 2001, 2002, 2003

	<u>Tons per year</u>	<u>Tons per day (average)</u>
2001	0	0
2002	16,072	59
2003	19,781	72

Waste receipts unknown for 2001.

Inspections

Facility inspected by	Illinois EPA, Rockford Regional Office
-----------------------	--

Contacts

Owner

City of Princeton
Steve Wright
2 S. Main St.
Princeton, IL 61356
☎ 815-875-2631

Operator

City of Princeton
Steve Wright
2 S. Main St.
Princeton, IL 61356
☎ 815-875-2631

**New operator as of 12-22-03. Deans Transfer Service Inc., John Holmstrom III, 4920 Forest Hills Rd., Loves Park, IL 61111, 815-654-4779.

Savanna Solid Waste Transfer Station (Active)

County	Carroll
Municipality	Savanna
Location	Chamber of Commerce Industrial Park, Portland Avenue
Location ☎	815-273-2251
Hours of operation	Tue. - Wed.: 8 a.m. - 11:30 a.m.; Sat.: 8 a.m. - noon
Waste accepted	Municipal, landscape waste, recyclables
Tipping fee	N/A
Owner	City of Savanna
Operator	City of Savanna

Facility Facts

Identification number	0150250005
Opened, year	1990
Facility acreage	1

Waste Received: 2001, 2002, 2003

	<u>Tons per year</u>	<u>Tons per day (average)</u>
2001	0	0
2002	0	0
2003	0	0

Active, but waste receipts unknown for 2001, 2002, and 2003.

Inspections

Facility inspected by	Illinois EPA, Rockford Regional Office
------------------------------	--

Contacts

Owner

City of Savanna
101 Main St.
Savanna, IL 61074
☎ 815-273-2251

Operator

City of Savanna
101 Main St.
Savanna, IL 61074
☎ 815-273-2251

Waste Management/Rockford Transfer Station (Active)

County	Winnebago
Municipality	Roscoe
Location	13125 N. Second St.
Location ☎	815-389-6180
Hours of operation	Mon. - Sat.: 4:30 a.m. - 6 p.m.
Waste accepted	Municipal, landscape waste
Tipping fee	N/A
Owner	Waste Management of Wisconsin Inc.**
Operator	Waste Management of Wisconsin Inc.**

Facility Facts

Identification number	2010400008
Opened, year	1984
Facility acreage	N/A

Waste Received: 2001, 2002, 2003

	<u>Tons per year</u>	<u>Tons per day (average)</u>
2001	85,049	300
2002	70,887	272
2003	76,362	294

Inspections

Facility inspected by	Illinois EPA, Rockford Regional Office
-----------------------	--

Contacts

Owner

Waste Management of Wisconsin Inc.**
West 124 North, 8925 Boundary Road
Menomonee Falls, WI 53051
☎ 262-251-4000

Operator

Waste Management of Wisconsin Inc.**
Carol Casey Kubley
13125 N. 2nd St.
Roscoe, IL 61073
☎ 815-389-6180

**A subsidiary of Waste Management Inc. Midwest, 1001 Fannin, Suite 4000, Houston, TX 77002, 713-512-6200.

DeKalb County Landfill Compost Facility (Active)

County	DeKalb
Municipality	DeKalb
Location	18370 Somonauk Road
Location ☎	815-758-6906
Hours of operation	Mon. - Fri.: 8 a.m. - 3:30 pm.
Waste accepted	Grass, Leaves, Brush, Vegetable Waste*
Owner	Waste Management of Illinois Inc.**
Operator	Waste Management of Illinois Inc.**

*Maximum amounts accepted 80,000 cu. yds. per year.

Facility Facts

Identification number	0378020001
Date/Year Open - Date/Year Closed	2-8-90 -
Permit Expires	1-15-06
Facility Inspected By	Illinois EPA, Rockford Regional Office

Permit renewed on 1-26-01 for five more years.

Landscape Waste Received (cu. yds): 2001, 2002 & 2003

	Grass cu. yds.	Leaves cu. yds.	Brush cu. yds.
2001	0	0	0
2002	0	0	0
2003	0	0	0

*Records did not itemize landscape waste components.

Total Landscape Waste Received (tons): 2001, 2002 & 2003

2001 tons per year	13,585
2002 tons per year	15,681
2003 tons per year	18,410

2003 Amounts Used/Sold (cubic yards)

	Composted	Chipped/Shredded
Land Reclamation	0	0
Daily Landfill Cover	0	0
Final Landfill Cover	0	0
Landscaping	10,651	0
Land Application at Agronomic Rates	0	0
Other	0	0
TOTAL	10,651	0

Contacts

Owner

Waste Management of Illinois Inc.**
 Dale Hoekstra
 18370 Somonauk Road
 DeKalb, IL 60115-8738
 ☎ 815-758-6906

Operator

Waste Management of Illinois Inc.**
 Dale Hoekstra
 18370 Somonauk Road
 DeKalb, IL 60115-8738
 ☎ 815-758-6906

**A subsidiary of Waste Management Inc. Midwest, 1001 Fannin, Suite 4000, Houston, TX 77002, 713-512-6200. Regional Office: Waste Management of Illinois Inc., 1411 Opus Place, Suite 400, Downers Grove, IL 60515, 630-724-8400.

Dixon/GROP Landfill #2 Compost Facility (Inactive, Now Closed)

County	Lee
Municipality	Dixon
Location	1279 N. Bataan Road
Location ☎	815-288-4607
Hours of operation	N/A
Waste accepted	N/A
Owner	City of Dixon
Operator	Allied Waste Industries of Illinois**

Closed during 2001-2003.

Facility Facts

Identification number	1038010002
Date/Year Open - Date/Year Closed	12-20-89 - 2000*
Permit Expires	N/A
Facility Inspected By	Illinois EPA, Rockford Regional Office

*Certificate of Closure approved 4-22-03.

Landscape Waste Received (cu. yds): 2001, 2002 & 2003

	Grass cu. yds.	Leaves cu. yds.	Brush cu. yds.
2001	0	0	0
2002	0	0	0
2003	0	0	0

Total Landscape Waste Received (tons): 2001, 2002 & 2003

2001 tons per year	0
2002 tons per year	0
2003 tons per year	0

2003 Amounts Used/Sold (cubic yards)

	Composted	Chipped/Shredded
Land Reclamation	0	0
Daily Landfill Cover	0	0
Final Landfill Cover	0	0
Landscaping	0	0
Land Application at Agronomic Rates	0	0
Other	0	0
TOTAL	0	0

Contacts

Owner

City of Dixon
Roy Bridgeman
121 W. Second St.
Dixon, IL 61021
☎ 815-288-1485

Operator

Allied Waste Industries of Illinois**
Steve Smith
13832 Kostner Ave.
Crestwood, IL 60445
☎ 708-824-3060

**A subsidiary of Allied Waste Industries Inc., 15880 N. Greenway-Hayden Loop, Suite 100, Scottsdale, AZ 85260, 480-627-2700.

Freeport Municipal Landfill #4 Compost Facility (Inactive, Now Closed)

County	Stephenson
Municipality	Freeport
Location	2133 S. Walnut Road
Location ☎	815-232-3821
Hours of operation	Mon. - Fri.: 7 a.m. - 3 p.m.
Waste accepted	Grass, Leaves, Brush
Owner	City of Freeport
Operator	City of Freeport

Facility Facts

Identification number	1770200015
Date/Year Open - Date/Year Closed	3-23-90 - 12-31-02*
Permit Expires	11-28-03
Facility Inspected By	Illinois EPA, Rockford Regional Office

*Certificate of Closure applied for in October 2003, issued 1-9-04.

Landscape Waste Received (cu. yds): 2001, 2002 & 2003

	Grass cu. yds.	Leaves cu. yds.	Brush cu. yds.
2001	490	226	71
2002	2,014	3,530	2,372
2003	0	0	0

Data for 2002 was revised in 2003.

Total Landscape Waste Received (tons): 2001, 2002 & 2003

2001 tons per year	2,829
2002 tons per year	1,868
2003 tons per year	0

2003 Amounts Used/Sold (cubic yards)

	Composted	Chipped/Shredded
Land Reclamation	0	0
Daily Landfill Cover	0	0
Final Landfill Cover	0	0
Landscaping	0	0
Land Application at Agronomic Rates	0	0
Other	0	0
TOTAL	0	0

Contacts

Owner

City of Freeport
Reggie Taylor
230 W. Stephenson St.
Freeport, IL 61032
☎ 815-235-8221

Operator

City of Freeport
Reggie Taylor
230 W. Stephenson St.
Freeport, IL 61032
☎ 815-235-8221

Peru Municipal Landfill #2 Compost Facility (Active)

County	LaSalle
Municipality	Peru
Location	Route 251 & Ben Samek Road
Location ☎	N/A
Hours of operation	Mon. - Fri.: 7 a.m. - 4 p.m.
Waste accepted	Grass, Leaves, Brush
Owner	City of Peru
Operator	City of Peru

Facility Facts

Identification number	0990850002
Date/Year Open - Date/Year Closed	6-1-90 -
Permit Expires	4-1-08*
Facility Inspected By	Illinois EPA, Rockford Regional Office & LaSalle Co. Dept. of Environmental Services & Development

*Permit renewed for additional five years on 5-12-03.

Landscape Waste Received (cu. yds): 2001, 2002 & 2003

	Grass cu. yds.	Leaves cu. yds.	Brush cu. yds.
2001	1,992	1,612	472
2002	1,894	2,068	379
2003	2,015	1,880	388

*388 cu. yds. of wood chips were converted at 500 pounds per cu. yd.

Total Landscape Waste Received (tons): 2001, 2002 & 2003

2001 tons per year	1,237
2002 tons per year	1,266
2003 tons per year	1,279

2003 Amounts Used/Sold (cubic yards)

	Composted	Chipped/Shredded
Land Reclamation	0	0
Daily Landfill Cover	0	0
Final Landfill Cover	200	0
Landscaping	1,200	300
Land Application at Agronomic Rates	0	0
Other	0	0
TOTAL	1,400	300

Contacts

Owner

City of Peru
 Stephen L. Kowalczyk
 1727 4th Street
 Peru, IL 61354
 ☎ 815-223-2962

Operator

City of Peru
 Stephen L. Kowalczyk
 1727 4th Street
 Peru, IL 61354
 ☎ 815-223-2962

Rockford Composting Facility/Cherry Valley (Active)

County	Winnebago
Municipality	Cherry Valley
Location	6200 Baxter Road
Location 📍	N/A
Hours of operation	Mon. - Sat.: 8 a.m. - 3 p.m.
Waste accepted	Grass, Leaves, Brush
Owner	City of Rockford, Public Works Dept.
Operator	Rock River Disposal Services Inc.

Facility Facts

Identification number	2010301128
Date/Year Open - Date/Year Closed	10-26-89 -
Permit Expires	10-15-04
Facility Inspected By	Illinois EPA, Rockford Regional Office

Landscape Waste Received (cu. yds): 2001, 2002 & 2003

	Grass cu. yds.	Leaves cu. yds.	Brush cu. yds.
2001	30,250	35,860	8,827
2002	28,832	32,305	8,280
2003	33,540	34,470	15,467

Total Landscape Waste Received (tons): 2001, 2002 & 2003

2001 tons per year	20,597
2002 tons per year	19,266
2003 tons per year	22,630

2003 Amounts Used/Sold (cubic yards)

	Composted	Chipped/Shredded
Land Reclamation	0	0
Daily Landfill Cover	0	0
Final Landfill Cover	0	0
Landscaping	0	0
Land Application at Agronomic Rates	0	0
Other	0	0
TOTAL	0	0

Amount used/sold for landscaping purposes was given in tons, not cu. yds. (1,600 tons)

Contacts

Owner

City of Rockford
Douglas P. Scott
425 E. State St.
Rockford, IL 61104
☎ 815-967-6737

Operator

Rock River Disposal Services Inc.
Tom Hilbert
5450 Wansford Way, Ste. 201B
Rockford, IL 61109
☎ 815-381-5646

Rockford Composting/Rockford (Active)

County	Winnebago
Municipality	Rockford
Location	1800 S. Meridian Road
Location ☎	563-322-1783
Hours of operation	Mon. - Fri.: 6 a.m. - 5 p.m.; Sat. 6 a.m. - 2 p.m.
Waste accepted	Grass, Leaves, Brush*
Owner	Woodcycle Inc. IL dba Rockford Composting Inc.
Operator	Woodcycle Inc. IL dba Rockford Composting Inc.

New owner and operator in 2003; new name in 2003.

Facility Facts

Identification number	2010300109
Date/Year Open - Date/Year Closed	10-28-92 -
Permit Expires	1-1-08*
Facility Inspected By	Illinois EPA, Rockford Regional Office

*Permit renewed on Jan. 23, 2003 for five more years.

Landscape Waste Received (cu. yds): 2001, 2002 & 2003

	Grass cu. yds.	Leaves cu. yds.	Brush cu. yds.
2001	5,815	29,075	23,260
2002	4,194	7,786	6,827
2003	2,683	4,975	4,402

Total Landscape Waste Received (tons): 2001, 2002 & 2003

2001 tons per year	14,537
2002 tons per year	5,037
2003 tons per year	3,226

2003 Amounts Used/Sold (cubic yards)

	Composted	Chipped/Shredded
Land Reclamation	0	0
Daily Landfill Cover	0	0
Final Landfill Cover	0	0
Landscaping	9,082	0
Land Application at Agronomic Rates	0	0
Other	0	0
TOTAL	9,082	0

Contacts

Owner

Woodcycle Inc. IL dba Rockford Composting Inc.
Robert Markam
111 E. 3rd St., Ste. 515
Davenport, IA 52801
☎ 563-322-1783

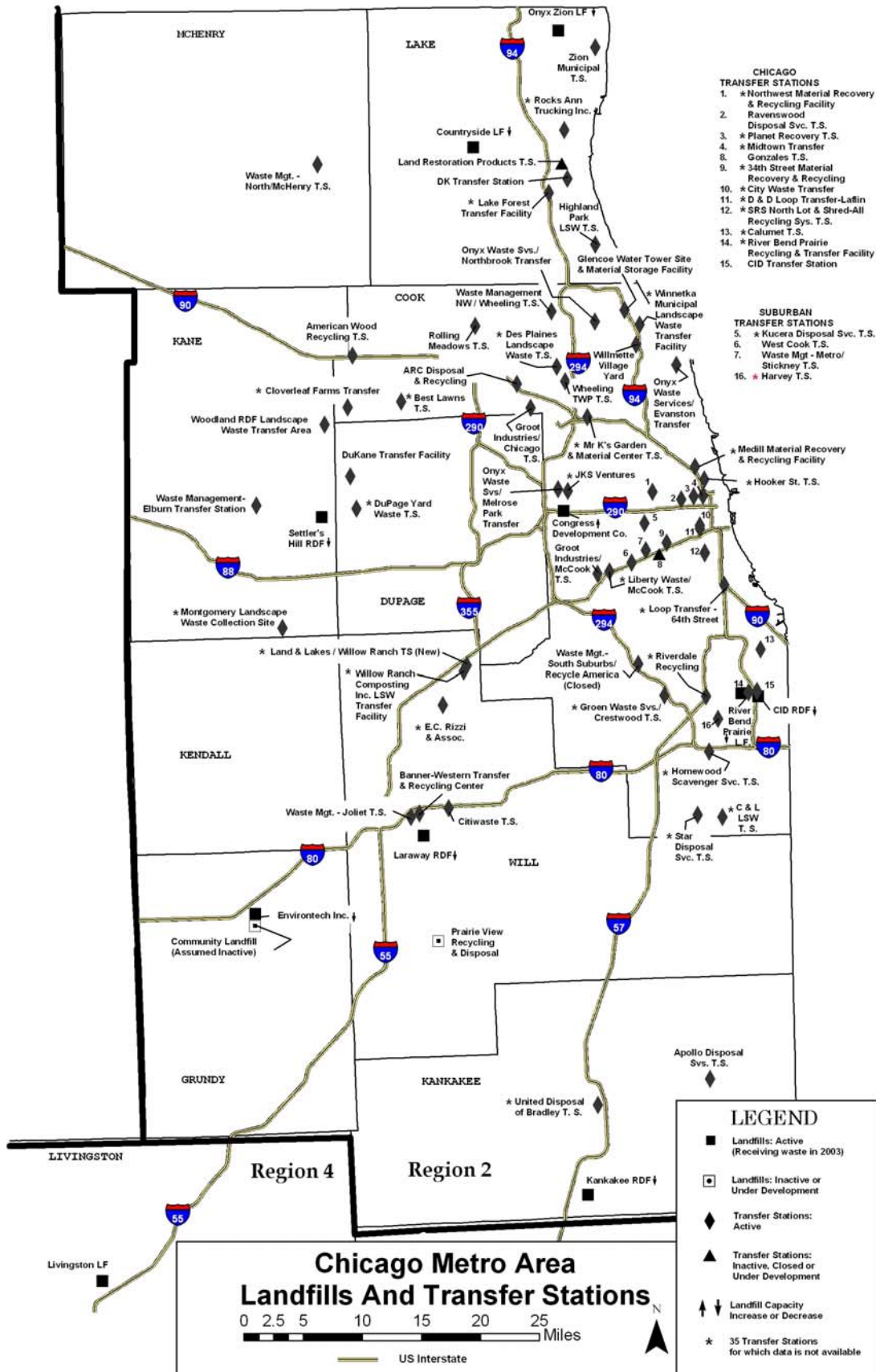
Operator

Woodcycle Inc. IL dba Rockford Composting Inc.
Robert Markman
111 E. 3rd St., Ste. 515
Davenport, IA 52801
☎ 563-322-1783

Landfills Transfer Stations Compost Facilities



Workers sorting out recyclables from the waste stream at Hooker Street Transfer Station in Chicago. Transfer stations in Chicago are open 24 hours.



THE VOLUME OF SOLID WASTE BURIED IN REGION TWO IN 2003 declined 11.2 percent from the previous year. The region's landfills received almost 12.4 million gate cubic yards of waste (about 3.8 million gate tons) — which amounted to 21.7 percent of all waste landfilled in Illinois that year.

Significantly, 85.2 percent (almost 10.6 million cubic yards) of waste accepted locally was deposited in four landfills in Region Two: Settler's Hill RDF, Batavia, ranked third; Onyx Zion Landfill, Zion, ranked seventh; Countryside Landfill, Grayslake, ranked eighth; and EnvironTech Landfill, Morris, ranked ninth. These landfills each accepted between 1.3 and 4.8 million gate cubic yards of waste for disposal in 2003.

One of the four landfills mentioned above: Countryside Landfill, Grayslake, had a 72.9 acre lateral expansion approved by Illinois EPA on May 23, 2003.

Local siting for new landfill, Prairie View Recycling and Disposal Facility, Wilmington, was approved on March 4, 1999, and the site was under development in 2003. It has been approved to operate on Jan. 16, 2004, when Phase 1A South (8.06 ac.) opened. On March 3, 2004, Phase 1 B South (5.76 ac.) opened.

Accurate reflections of available capacity occur only once a year, when landfills take their Illinois EPA required "capacity snapshot" each New Year's Day.

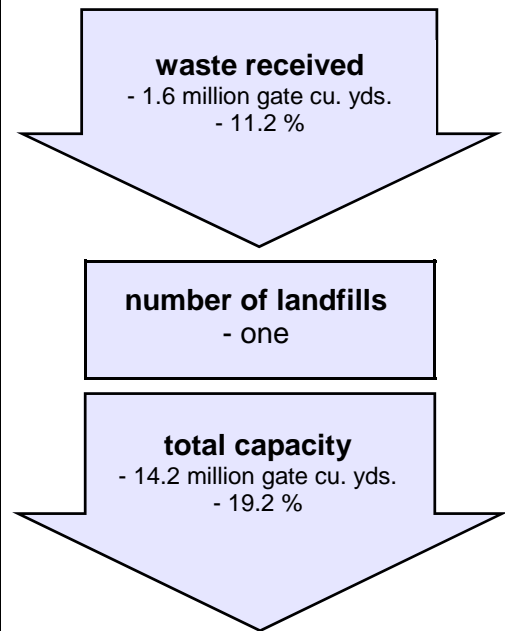
On Jan. 1, 2003, Region Two had 74.2 million gate cubic yards of available landfill space. By Jan. 1, 2004, that capacity had dipped 19.2 percent to 59.7 million gate cubic yards. Thirty-six percent of the capacity available is located at Countryside Landfill, Grayslake, ranked eighth.

Closure of two landfills and an inactive site, Wheatland Prairie RDF, Plainfield, ceased accepting waste on June 18, 2001, and received its certificate of closure on Sept. 19, 2002. Woodland RDF, Elgin ceased accepting waste Nov. 5, 2002. A certificate of closure for this site was issued on Aug. 6, 2003. Part of a landfill closed in 2003, CID RDF Area 3, ceased accepting municipal waste on Dec. 31, 2003. CID RDF Area 4 remains open into 2004 and is one of two landfills in Illinois that accepts hazardous wastes for disposal. Community Landfill, Morris, was inactive when inspected. The landfill operator did not report waste receipts or capacity remaining. Last year it reported seven years of landfill life.

The region will operate with fewer landfills in the years ahead. It appears that ten landfills will remain open after 2003, eleven if Prairie View RDF, a new landfill that opened in 2004, is included. Five more landfills will close before 2006.

A garbage hauling strike lasted nine days in October, 2003, and affected Chicago's commercial and residential sectors.

Region Two Data Analysis 2003 vs. 2002



Garbage Haulers on Strike

In October, 2003, national newspapers and on-line internet news services reported daily on a 9 day strike by personnel employed by private waste companies regarding wages and benefits. The strike affected approximately 8 million people in the Chicago metropolitan area.

Commercial businesses reported overflowing trash bins. Transfer station operators reported overflowing staging areas; and some of the landfills as far away as Pontiac, Illinois, reportedly closed for a short period of time.

Local solid waste coordinators answered many calls from citizens about garbage pick-up schedules. Inspectors at Chicago Department of Environment and Illinois EPA's Des Plaines Regional Office were available to provide guidance to ensure that problems were minimized.

Most transfer stations within Chicago's city limits are open 24 hours per day, and resumed multi-shift operations at 6 pm on the ninth day after an agreement was reached.

Illinois EPA issues operating permit for Will County Landfill -- Feb. 3, 2004

Facility is located within the former Joliet Army Ammunition Plant property

Illinois EPA Director Renee Cipriano announced that the Agency has issued a landfill operating permit to Prairie View Recycling and Disposal Facility, which is owned by Will County and will be operated by Waste Management of Illinois Inc.

The landfill is situated on an approximately 455-acre parcel within the former Joliet Army Ammunition Plant property, near Wilmington. The approved plans will allow the landfill to accept municipal waste and nonhazardous special waste for disposal and will have a waste "footprint" of approximately 223 acres, with a total waste volume of over 30 million cubic yards.

"The economic benefit of constructing and operating this facility will be important to the community," said Cipriano. "In addition to the over 100 construction jobs it will provide, and ultimately up to a dozen employees, the county and communities will reap the benefits from their share of the tipping fees paid to the facility for disposal.

Specifically, this permit will allow waste disposal in an eight-acre cell. Additional cells are expected to be added, as disposal needs mandate. The design of this facility should allow it to operate for 23 years. Proper closure and long-term monitoring requirements are also incorporated into the permit conditions. The Illinois EPA DesPlaines Regional Office inspected construction activities to ensure compliance with the development permit issued by the Illinois EPA in Nov. 24, 2003.

The Joliet Arsenal produced explosives and munitions for the Army, and was a major employer in the area during World War II and the Korean and Vietnam conflicts.

Chicago's Solid Waste Management Plan and Updates

The city of Chicago adopted a solid waste management plan in 1992 that established a four point waste management strategy including: source reduction; recycling, reuse and composting; combustion with energy recovery; and disposal in landfill facilities. They recognize that not all waste can be eliminated; recycling and composting have environmental impacts; combustion has attractive features but its resultant ash may require special disposal. In its five year plan update, the City had eliminated combustion as a preferred method of waste disposal.

In 1995, the city implemented a bold program for recycling by co-collection of recyclables with waste and processing at three Material Recovery and Recycling Facilities (MRRF's) (pp. R2.22, R2.57, R2.61).

The city conducts two household hazardous waste and tire collection days along with an electronic collection day. The Mayor's Office for Green Technologies investigates additional energy saving and recycling initiatives. Other departments involved in waste management are the Department of Environment; Department of Purchases and Contracts that oversees vendor use of recycled products; Department of Transportation uses re-ground asphalt in road beds; and General Services installs energy-saving light fixtures in city buildings.

The City Council committee on Energy, Environmental Protection and Public Utilities monitors programs and produces legislative initiatives to accomplish the goals of the City's plan.

The city is examining new initiatives including brightly colored stickers on garbage bags containing recyclables, blue shopping bags provided by Dominicks and Walgreens, neighborhood recycling grants, and equipment and procedures that could improve both the blue bag recycling program and assist the city in the event of another strike by commercial waste haulers, such as the one that occurred in Oct., 2003 (see side bar on p. R2.1).

Citizens are encouraged to phone the city of Chicago's recycling hot line with questions or comments about all areas of waste disposal and recycling. In 2003, the city received and responded to over 2,300 public inquiries.

The City's ten year plan update is in process and will have more initiatives that reduce, reuse and recycle waste. These initiatives will be aimed at improving and expanding current programs, such as, establishing a permanent household hazardous waste collection site, electronics recycling drop-off program, that help create skilled jobs promoting the City's local economy.

For more information contact Christopher Sauve, Recycling Coordinator, at 312-744-4616. ♦

Landfills: Waste Accepted 2003; Remaining Capacities Jan. 1, 2004

	Municipality	County	Waste		Capacity		Disp. Area Acres	Close Year	
			Cu. Yds.	Rank ¹	Cu. Yds.	Rank ²			
	CID RDF ³ *	Calumet City	Cook	380,256	29	102,000	47	202	2005
Congress Development Company	Hillside	Cook		387,266	28	896,000	38	55	2006
	Countryside Landfill Inc.	Grayslake	Lake	1,796,279	8	21,830,000	8	153	2016
	Environtech Inc.	Morris	Grundy	1,346,988	9	3,550,000	33	75	2014
	Kankakee RDF	Chebanse	Kankakee	380,117	30	718,000	40	57	2005
Laraway Recyc. and Disp. Facility	Elwood	Will		19,688	47	23,000	49	43	2005
	Onyx Zion Landfill *	Zion	Lake	2,661,210	7	17,222,000	12	131.2	2010
UD	Prairie View RDF	Wilmington	Will	0	NA	0	NA	223	2027
	River Bend Prairie Landfill *	Dolton	Cook	663,684	21	7,399,000	24	55	2015
	Settler's Hill RDF	Batavia	Kane	4,766,833	3	8,015,000	22	197	2006
Totals				12,402,321		59,755,000			

* Three landfills accepted out-of-state waste from Indiana and Wisconsin during 2003 totaling 115,872 gate cubic yards, or only one percent of the region's total.

¹ Standing among 50 landfills that accepted waste during 2003.

² Standing among 49 landfills that reported capacity as of Jan. 1, 2004.

³ Area 3 ceased accepting waste 12-31-03; Area 4 remains open for hazardous waste.

UD = Under Development in 2003, opened 1-19-04.

Note: Community Landfill, Morris, did not report.

Region Two Solid Waste Statistics

Counties	9	
Area (square miles)	5,109	
Population (est.)	8,576,656	Population (projected 2005)
Percent of Total Illinois Population	62.4*	8,294,338*

Landfill life expectancy

Years remaining 5**

Landfills

Active in 2003	9
Closed in 2001	1
Closed in 2002	1
Inactive, now closed in 2003	1
Open after 2004	10 plus one in 2004
Expect to close before 2006	5

Transfer Stations

Active in 2003	62
New in 2001	3
New in 2002	5
New in 2003	3

Compost facilities

Active in 2003	17
Closed in 2002	1
Closed in 2003	1

* Sources: Chicago Convention and Tourism Bureau, Municipal Reference Library found on www.chicago.il.org and Northeastern Illinois Regional Planning Commission, Chicago.

** Total remaining capacity (from table on this page) divided by total waste accepted. Tells how long the region may be served by local landfills at current disposal rates, barring capacity adjustments, until capacity is depleted.

Questions and Complaints

Illinois EPA Region Two field office personnel investigate reports of suspected illegal waste disposal, and inspect the region's landfills, transfer stations and compost facilities, except in **DuPage, Kankakee, Lake, McHenry and Will counties and the city of Chicago**, where joint responsibility has been delegated to local authorities.

Questions or complaints concerning pollution control facilities, open dumping or other incidents should be directed to the office having jurisdiction over the site:

Illinois EPA
9511 W. Harrison
DesPlaines, IL 60016
Phone: 847-294-4000
Fax: 847-294-4058

**Chicago Department of Environment
Permitting & Enforcement Division**
30 N. LaSalle Blvd., 25th Floor
Chicago, IL 60602-2575
Phone: 312-744-7235
Fax: 312-744-5272 or 312-744-1534

**DuPage County Dept. of Economic
Development and Planning**
421 N. County Farm Road
Wheaton, IL 60187
Phone: 630-407-6753
Fax: 630-407-6702

Kankakee County Health Dept.
2390 W. Station St.
Kankakee, IL 60901
Phone: 815-937-7860
Fax: 815-937-3568 or 815-937-7862

**Lake County Health Department and
Community Health Center**
Engineering Section/SW Unit
3010 Grand Ave.
Waukegan, IL 60085-2399
Phone: 847-377-8016/847-377-8030
Fax: 847-249-4972 or 847-782-6280

Continued on page R2.6

Solid waste transfer stations vital to Region Two

Region Two is home to 62 of the state's 92 active transfer stations (see Table on p. R2.6). Of this total, Cook County has 44 (that includes 13 in the City of Chicago); Will and Lake County have six and four respectively; Kane, Kankakee and DuPage counties have two each and McHenry County has one.

Transfer stations consolidate locally collected waste for efficient shipment to distant landfills. Some transfer stations separate and remove recyclables from the municipal waste stream. Transfer stations handling only landscape waste, with transfer in less than 24 hours, are included.

The region's transfer stations are noted in the map on page R2.0, and in the table on pages R2.5 and R2.6. Some of Region Two's transfer stations handled more waste than the state's busiest landfills. Therefore 4.8 million tons transferred is an estimate, because not all of them voluntarily reported. We know they are active because inspectors inspect their operations regularly.

New transfer stations open in Chicago area

Cloverleaf Farms, Elgin; Winnetka LSW Transfer Facility, Winnetka; and Zion Municipal, Zion, were permitted to transfer landscape waste on April 24, 2001, April 30, 2001 and August 27, 2001, respectively. Harvey Transfer Station, Harvey, opened in March 2002. Highland Park Transfer, Highland Park, opened in Oct. 2002. DK Transfer Station, Lake Bluff, opened on Oct. 1, 2002. A transfer station also opened in Glencoe in Sept. 2002.

Rocks Ann Trucking, Waukegan, opened a transfer station in Lake County in 2003. Will County had two new landscape waste and transfer stations in Romeoville (Land & Lakes/Willow Ranch and Willow Ranch Composting Inc.) which both opened in May, 2003.

Inactive transfer stations' permits do not expire

Skyline Disposal Co., Chicago Heights, ceased accepting waste for transfer in 2001. Woodland RDF Landscape Waste Transfer Facility also closed Dec. 11, 2001, in South Elgin. EMCO special waste transfer station closed Oct. 1, 2002. Waste Mgt./South Suburbs/Recycle America was active until July 15, 2003, when it certified closed.

Permits to develop and operate transfer stations do not "expire," and it is difficult to tell whether sites are still actively accepting waste or not. The ones placed on the map are believed to be active and accurately located.

Illinois EPA depends upon its regional inspectors and the delegated agencies who inspect the sites periodically, to be our best source of information related to the activity at these sites. (See pgs. R2.4, R2.5 and R2.6)

Transfer Stations: Waste Handled 2003

	Municipality	County	Tons
34th Street Mat'l. Recov. & Recyc.	Chicago	Cook	0
American Wood Recycling TS	Hoffman Estates	Cook	18,692
Apollo Disposal Service TS	Momence	Kankakee	23,220
ARC Disposal & Recycling	Mt. Prospect	Cook	331,741
Banner-Western Trans. & Recyc.	Rockdale	Will	153,238
Best Lawns Trans. Stn.	Streamwood	Cook	0
C & L LSW Trans. Stn.	Chicago Heights	Cook	0
Calumet Transfer Station	Chicago	Cook	0
CID Transfer Station	Chicago	Cook	22,462
Citiwaste Transfer Station	Joliet	Will	46,244
City Waste Transfer	Chicago	Cook	0
Cloverleaf Farms Transfer ¹	Elgin	Cook	0
D & D Loop Transfer-Lafin	Chicago	Cook	0
Des Plaines LSW Trans. Stn.	Des Plaines	Cook	0
DK Transfer Station ¹	Lake Bluff	Lake	11,189
DuKane Transfer Facility ²	West Chicago	DuPage	518,053
DuPage Yard Waste Trans. Stn.	West Chicago	DuPage	0
E.C. Rizzi & Assoc.	Bolingbrook	Will	0
Glencoe Water Tower Site ¹	Glencoe	Cook	1,909
UD Gonzales Transfer Station	Chicago	Cook	0
Groen Waste Services/Crestwood TS	Crestwood	Cook	0
Groot Industries/Chicago TS	Chicago	Cook	502,161
Groot Industries/McCook TS	McCook	Cook	195,411
Harvey Transfer Station ¹	Harvey	Cook	12,500
Highland Park Trans. Stn. ¹	Highland Park	Lake	50
Homewood Scavenger Service TS	East Hazel Crest	Cook	0
Hooker Street TS	Chicago	Cook	0
JKS Ventures	Melrose Park	Cook	0
Kucera Disposal Company	Cicero	Cook	0
Lake Forest Transfer Facility	Lake Forest	Lake	0
Land & Lakes/Willow Ranch TS ³	Romeoville	Will	0
Liberty Waste/McCook Trans. Stn.	McCook	Cook	0
Loop Transfer-64th Street	Chicago	Cook	0
Medill Mat'l. Recov. & Recyc.	Chicago	Cook	0
Midtown Transfer	Chicago	Cook	0
Montgomery Landscape Wst. Coll.	Montgomery	Kane	0
Mr. K's Garden & Mat'l. Center TS	Park Ridge	Cook	0
Northwest Mat'l. Recov. & Recyc.	Chicago	Cook	0
Onyx Wst. Svs./Evanston Trans.	Evanston	Cook	5,000
Onyx Wst. Svs./Melrose Park Trans.	Melrose Park	Cook	505,000
Onyx Wst. Svs./Northbrook Transfer	Northbrook	Cook	130,000
Planet Recovery Transfer Station	Chicago	Cook	0
Ravenswood Disposal Service TS	Chicago	Cook	355,430
River Bend Prairie Recyc. & Trans.	Chicago	Cook	0
Riverdale Recycling	Riverdale	Cook	0
Rocks-Ann Trucking Inc. ³	Waukegan	Lake	0
Rolling Meadows Trans. Stn.	Rolling Meadows	Cook	254,320
Shred-All Recycling Systems TS	Chicago	Cook	0
SRS North Lot	Chicago	Cook	0
Star Disposal Service TS	Park Forest	Cook	0
United Disposal of Bradley TS	Bradley	Kankakee	0
Waste Management-Elburn	Elburn	Kane	107,572
Waste Management-Joliet TS	Joliet	Will	188,748
Waste Mgt.-Metro/Stickney TS	Stickney	Cook	315,477

¹ New in 2002.

² Data submitted by DuPage County

³ New in 2003

UD = Under Development

see also pg. R2.6

Six agencies hold delegation agreements

The Illinois EPA has delegated inspection authority to the following agencies in Region Two:

- Chicago Department of Environment
- DuPage County Dept. of Dvpt. and Environmental Concerns
- Kankakee County Health Department
- Lake County Health Department and Community Health Center
- McHenry County Health Department
- Will County Land Use Dept., Waste Services Division

Delegation agreements authorize these agencies to conduct many of the duties that would otherwise have to be performed by the Illinois EPA field office: investigating and enforcing suspected violations of land pollution laws and regulations and reports of open dumping, and inspecting landfills, transfer stations and compost facilities permitted through the Agency's Bureau of Land. (Inspections also include industrial landfills, or monofills, and landfills that closed prior to 2001; these facilities are not included in this report.)

DuPage County contains no active landfills and two transfer stations. Kankakee County has one active landfill, two transfer stations and three compost facilities.

Lake County has two active landfills, four transfer stations, and five compost facilities. McHenry County contains no active landfills, one transfer station, and two active compost facilities. Will County has one active landfill, six active transfer stations, and three compost facilities. Chicago Department of Environment is responsible for inspecting several closed landfills and 13 transfer stations. The Agency's DesPlaines office inspects the hazardous waste landfill, CID RDF #4, Calumet City/Chicago and landfills, transfer stations, and compost sites in the rest of Cook, Grundy, Kane and Kendall counties.

Questions and Complaints

Continued from page R2.4

McHenry County Health Department
2200 N. Seminary Ave., Route 47 N.
Woodstock, IL 60098
Phone: 815-334-4585
Fax: 815-338-7661

Will County Land Use Dept.
Waste Services Division
58 E. Clinton St., Suite 500
Joliet, IL 60432
Phone: 815-727-8834
Fax: 815-722-3410

New Compost Sites in 2003

Van Drunen Farms	Momence
Waukegan LSW Compost	Waukegan

Region 2's Inactive or Closed Compost Sites

Chicago Botanic Garden ¹	Glencoe
CID RDF #4 Compost Facility ²	Chicago
DesPlaines ³	DesPlaines
Elgin Compost Facility ⁴	Elgin
Land & Lakes #1 & #2 ⁵	Chicago
LDK Compost ⁶	Lake Bluff
River Bend Prairie ⁷	Dolton
Winnetka Municipal Compost ⁵	Winnetka

¹ Site certified closed 7-7-03.

² Certified closed as of 5-11-01.

³ Certified closed on 4-9-03.

⁴ Certified closed on 11-7-01.

⁵ Permit renewed in 2003.

⁶ Certified closed on 1-31-03.

⁷ Certified closed on 3-10-03.

Waste Mgt.-North/McHenry TS	McHenry	McHenry	160
Waste Mgt.-Northwest/Wheeling TS	Wheeling	Cook	344,813
Waste Mgt.-So. Suburbs/Rec. Am.	Alsip	Cook	169,566
West Cook Transfer Station	Forest View	Cook	275,000
Wheeling Township Transfer Stn.	Glenview	Cook	302,504
Willow Ranch Composting Inc. ³	Romeoville	Will	0
Wilmette Village Yard	Wilmette	Cook	9,800
Winnetka Municipal LSW Trans. ⁴	Winnetka	Cook	0
Zion Municipal Trans. Stn. ⁴	Zion	Lake	1,289
Total			4,801,549

Transfer Stations with zero tons were active, accepted some waste

⁴ New in 2001

More than 226 thousand tons of landscape waste composted

Seventeen composting facilities handled 226,863 gate tons of landscape waste in 2003 (see Table below). This tonnage is equivalent to 61.9 percent of total landscape waste composted in the State at agency-permitted facilities.

Five of the Region's compost sites show up in the top 10 list for all of the State's compost facilities. Thelen Sand and Gravel #1, Antioch, was number one with 44,616 tons accepted; Joyce Farms Recycling Inc., Essex, was a close second with 43,109 tons accepted.

Compost Facilities: Waste Accepted 2003

	Municipality	County	Tons
CDT Landfill Corp.	Joliet	Will	29,035
Crystal Lake Composting	Crystal Lake	McHenry	3,122
DK-Lake Bluff	Lake Bluff	Lake	801
Green Organics Inc. ¹	Bristol	Kendall	31,533
Hazel Crest Composting	Hazel Crest	Cook	3
James Park Leaf Compost ²	Evanston	Cook	2,211
Joyce Farms Recycling Inc.	Essex	Kankakee	43,109
Lake Bluff Municipal #2 ¹	Lake Bluff	Lake	701
Lake Forest Recycling Center ¹	Lake Forest	Lake	4,405
Land & Lakes #1 & #2 ²	Chicago	Cook	4,157
Land & Lakes/Wheeling ¹	Deerfield	Lake	28,562
Land & Lakes/Willow Ranch ¹	Romeoville	Will	19,799
Starlight Drive-in Compost ²	Kankakee	Kankakee	2,278
Thelen Sand & Gravel #1	Antioch	McHenry	44,616
Van Drunen Farms ³	Momence	Kankakee	3,200
Waukegan LSW Compost ³	Waukegan	Lake	2,731
Willow Ranch Composting ¹	Romeoville	Will	6,600
Total			226,863

Note: Chicago Botanic Garden & DesPlaines closed sometime in 2003

¹ Permit renewed in 2002

² Permit renewed in 2003

³ New in 2003

Recycling rates ranged from 10.1 to 57.7 percent

The Agency does not regulate recycling; however, it does survey recycling coordinators statewide. Coordinators in Region Two reported recycling rates ranging from 10.1 to 57.7 percent, giving the region an average recycling rate of 42.1 percent. All counties, except for the rest of Cook County, reported 2003 data. Also, DuPage County's number only included the residential sector's recycling amounts.

Four counties (Grundy, Kane, Kendall, and McHenry) have passed ordinances in support of recycling in residential and/or commercial sectors. In Cook County, Chicago and West Cook County Solid Waste Agency have passed similar ordinances in support of recycling.

Recycling rates are high here, in part, because of accessibility of markets for recyclables in Chicago, an international business community. ♦

Municipal Waste Management Plans

The Solid Waste Planning and Recycling Act requires all Illinois counties and the city of Chicago to develop, adopt and implement 20-year municipal waste management plans.

Plans include programs and recommendations to achieve solid waste management goals, which typically include waste reduction, recycling, incineration and landfilling as program options.

The law requires each plan to include a program designed to recycle 15 percent of municipal waste by the end of the third year of the program and 25 percent of municipal waste by the end of the fifth year, depending upon the availability of markets.

Every five years each plan must identify changes in planning areas, evaluate progress in plan implementation and, if necessary, revise plan recommendations and goals. The county also has the option of updating its solid waste generation rate. The plan is then submitted to the Illinois EPA for review and comment.

Five year plan updates have been adopted by Chicago, Cook County (SSMMA and SWANCC), West Cook County Solid Waste Agency, DuPage, Grundy, Kane, Kankakee, Kendall, Lake, McHenry and Will counties. DuPage, Grundy, Kane, Kankakee, Lake, McHenry and Will Counties have also completed ten year plan updates.

Questions concerning these plans and their availability should be directed to the appropriate local administrators listed in Appendix K of this report.

Details concerning Region Two landfills, transfer stations, and compost facilities follow on pages R2.9 through R2.114.

Municipal Waste Recycled

County	2005*		Waste Generated		Waste Recycled	
	Projected Population	Estimated Population	Tons	PCD	Tons	Percent
Cook (subtotal)	5,175,613	5,490,867	7,949,771		3,809,031	
Cook	2,404,075	620,000	678,900	6.0	175,400	25.8
(City of Chicago) ^{1&2}	2,771,538	2,896,010	5,110,974	9.7	2,950,533	57.7
(SSMMA)		637,628	491,382	4.2	109,564	22.3
(SWANCC)		770,281	1,120,392	8.0	403,341	36.0
(WCCSWA) ^{1 & 3}		566,948	548,123	5.3	170,193	31.1
	3,118,725	3,085,789	3,953,817		1,208,298	
DuPage ⁴	947,465	904,161	1,138,564	6.9	115,255	10.1
Grundy ¹	39,537	38,000	42,124	6.1	10,550	25.0
Kane ^{1 & 2}	454,006	450,000	630,193	7.7	268,129	42.5
Kankakee	104,396	104,657	170,686	8.9	60,999	35.7
Kendall ¹	62,856	58,000	61,056	5.8	27,395	44.9
Lake ¹	674,703	685,019	891,364	7.1	384,793	43.2
McHenry ¹	278,539	286,091	316,903	6.1	94,760	29.9
Will ^{1 & 2}	557,223	559,861	702,927	6.9	246,417	35.1
Totals	8,294,338	8,576,656	11,903,588	7.6	5,017,329	42.1⁵

* Source: Chicago Convention and Tourism Bureau, Municipal Reference Library found on www.chicago.il.org & Northeastern Illinois Regional Planning Commission, Chicago

¹ Has residential recycling ordinance.

² Has commercial recycling ordinance.

³ Doesn't include multi-family data

⁴ Reported only residential recycling.

⁵ Regional average.

This page left blank intentionally.

CID Recycling and Disposal Facility

County	Cook
Municipality	Calumet City
Location	138th St. and I-94
Location ☎	773-646-3099
Hours of operation	Mon.-Fri.: 8:30 a.m. - 3 p.m.
Waste accepted	Municipal, nonhazardous special, inert (#3) and nonhazardous special (non-putrescible), hazardous, inert (#4*)
Tipping fee	\$20 per cubic yard
Owner	Waste Management of Illinois Inc.**
Operator	Waste Management of Illinois Inc.**

*Area #4 holds permit to accept hazardous waste and remains open into 2004. Area #3 closed 12-31-03.

Facility Facts

Identification number	0310390001
Design capacity, airspace cu.yds.	N/A
Total permitted landfill area, acres	#3: 175 and #4: 115
Permitted disposal area, acres	#3: 173 and #4: 29
Highest permitted elevation, feet (msl)	#3: 746 and #4: 629
Leachate monitoring stations	#3: 13 and #4: 11
Groundwater monitoring wells	#3: 38 and #4: 23
Methane collection system	Gas-to-energy #3 and None #4
Years remaining, estimated by landfill	#3: 0 and #4: 2
Date/year to open -- Date/year to close	#3: 12-31-67 - 12-31-03 and #4: 1974 - 2005*

*Material received in #3 included a combination of material placed in remaining airspace plus significant amounts of regrading airspace.

Waste Received: 2001, 2002, 2003

	TOTAL WASTE ACCEPTED			OUT-OF-STATE WASTE ACCEPTED		
	gate cu. yds	tons	tons/day	gate cu/yds.	tons	% of total
2001	893,309	270,700	1,041	7,664	2,322	1
2002	1,038,830	314,797	1,211	5,653	1,713	1
2003	380,256	115,229	443	3,683	1,116	1

2001 State of Origin: Illinois, Indiana, Minnesota 2002 State of Origin: Illinois, Indiana 2003 State of Origin: Illinois, Indiana
(Tons per day and tons per year different than reported by operator)

Remaining Capacities: Jan. 1, 2003 and Jan. 1, 2004

2003 certified gate cu. yds. (tons)	303,000	(92,000)
2004 certified gate cu. yds. (tons)	102,000	(31,000)

Available capacity as of Jan. 1, 2004, entirely in Area #4. Operator also changed the amount for 2003.

Audits and Inspections

Solid Waste Mgt. Fees paid in 2003	#3: \$183,223; #4: \$199,780 (haz waste fee)
LF Paid Local SW Fees to County/City	Cook (City of Chicago)
Facility inspected by	Illinois EPA, Des Plaines Regional Office & Chicago Dept. of Environment (3) & Illinois EPA, Des Plaines Regional Office (#4)

Contacts

Owner	Operator
Waste Management of Illinois Inc.** 138th and Interstate 94, P.O. Box 1309 Calumet City, IL 60409-1309 Contact: Scott Combis ☎ 773-646-3099 Ext. 109	Waste Management of Illinois Inc.** 138th and Interstate 94, P.O. Box 1309 Calumet City, IL 60409-1309 Contact: Scott Combis ☎ 773-646-3099 Ext. 109

**A subsidiary of Waste Management Inc. Midwest, 1001 Fannin, Suite 4000, Houston, TX 77002, 713-512-6200. Regional Office: Waste Management of Illinois Inc., 1411 Opus Place, Suite 400, Downers Grove, IL 60515, 630-724-8400.

Community Landfill (Assumed Inactive)

County	Grundy
Municipality	Morris
Location	1501 Ashley Road
Location ☎	815-942-3941
Hours of operation	N/A
Waste accepted	N/A
Tipping fee	N/A
Owner	City of Morris
Operator	Community Landfill Co.

Facility Facts

Identification number	0630600001
Design capacity, airspace cu.yds.	2,000,000
Total permitted landfill area, acres	119
Permitted disposal area, acres	95
Highest permitted elevation, feet (msl)	584
Leachate monitoring stations	N/A
Groundwater monitoring wells	9
Methane collection system	Gas-to-energy
Years remaining, estimated by landfill	7
Date/year to open -- Date/year to close	1976 - 2010

The landfill operator did not report any waste receipts or capacity remaining. Inspector reported site inactive.

Waste Received: 2001, 2002, 2003

	TOTAL WASTE ACCEPTED			OUT-OF-STATE WASTE ACCEPTED		
	gate cu. yds	tons	tons/day	gate cu/yds.	tons	% of total
2001	167,619	50,794	195	0	0	0
2002	87,426	26,493	102	0	0	0
2003	0	0	0	0	0	0

2001 State of Origin: Illinois only 2002 State of Origin: Illinois only 2003 State of Origin: Illinois only

Remaining Capacities: Jan. 1, 2003 and Jan. 1, 2004

2003 certified gate cu. yds. (tons)	589,000	(178,000)
2004 certified gate cu. yds. (tons)	0	(0)

The landfill operator did not report any waste receipts or capacity remaining. Inspector reported site inactive.

Audits and Inspections

Solid Waste Mgt. Fees paid in 2003	\$0
LF Paid Local SW Fees to County/City	Grundy (City of Morris)
Facility inspected by	Illinois EPA, Des Plaines Regional Office

Contacts

Owner City of Morris 320 Wauponsee St. Morris, IL 60450 Contact: Mayor Richard Kopczick ☎ 815-942-0103	Operator Community Landfill Co. 13903 S. Ashland Ave. Riverdale, IL 60827 Contact: Robert J. Pruum ☎ 708-489-1900
--	---

Congress Development Company*

County	Cook
Municipality	Hillside
Location	4100 W. Frontage Road
Location ☎	708-544-5195
Hours of operation	Mon.-Fri.: 6 a.m. - 6 p.m.; Sat.: 6 a.m. - 3:30 p.m.
Waste accepted	Municipal, construction & demolition debris
Tipping fee	\$45.50 per ton
Owner	Congress Development Co.
Operator	John Sexton Sand & Gravel Corp.

*Also known as Sexton #2

Facility Facts

Identification number	0318170002
Design capacity, airspace cu.yds.	1,595,412
Total permitted landfill area, acres	72
Permitted disposal area, acres	55
Highest permitted elevation, feet (msl)	700
Leachate monitoring stations	25
Groundwater monitoring wells	9
Methane collection system	Gas-to-energy (under construction)
Years remaining, estimated by landfill	2
Date/year to open -- Date/year to close	12-31-80 - 2006

Waste Received: 2001, 2002, 2003

	TOTAL WASTE ACCEPTED			OUT-OF-STATE WASTE ACCEPTED		
	gate cu. yds	tons	tons/day	gate cu/yds.	tons	% of total
2001	513,520	155,612	599	0	0	0
2002	452,925	137,250	528	0	0	0
2003	387,266	117,353	451	0	0	0
2001 State of Origin: Illinois only 2002 State of Origin: Illinois only 2003 State of Origin: Illinois only						

Remaining Capacities: Jan. 1, 2003 and Jan. 1, 2004

2003 certified gate cu. yds. (tons)	715,000	(217,000)
2004 certified gate cu. yds. (tons)	896,000	(272,000)

Audits and Inspections

Solid Waste Mgt. Fees paid in 2003	\$156,427
LF Paid Local SW Fees to County/City	Cook (WCCSWA)
Facility inspected by	Illinois EPA, Des Plaines Regional Office

Contacts

Owner

Congress Development Co.
4415 W. Harrison Street, Suite 535
Hillside, IL 60162-1900
Contact: James Butler
☎ 708-547-3703

Operator

John Sexton Sand & Gravel Corp.
4415 W. Harrison Street, Suite 535
Hillside, IL 60162-1900
Contact: James Butler
☎ 708-547-3703

Countryside Landfill Inc.

County	Lake
Municipality	Grayslake
Location	31725 N. Route 83
Location ☎	847-223-2722
Hours of operation	Mon.-Fri.: 6 a.m. - 4 p.m.; Sat.: 7 a.m. - noon; Sat.: 7 a.m. - 2 p.m. if a holiday week
Waste accepted	Municipal, nonhazardous special
Tipping fee	\$42.15 per ton
Owner	Countryside Landfill Inc.**
Operator	Countryside Landfill Inc.**

Facility Facts

Identification number	0970250003
Design capacity, airspace cu.yds.	14,400,000
Total permitted landfill area, acres	201
Permitted disposal area, acres	153*
Highest permitted elevation, feet (msl)	930
Leachate monitoring stations	7
Groundwater monitoring wells	25
Methane collection system	Operational; enclosed flare and gas-to-energy
Years remaining, estimated by landfill	12
Date/year to open -- Date/year to close	12-7-76 - 2016

*Lateral expansion is 72.9 ac.: (26.7 ac. (North) plus 46.2 (South)). New cell commenced disposal operations on 5-23-03. Mod. #51 on 7-31-03 approved the operation of a landfill gas/leachate extraction system.

Waste Received: 2001, 2002, 2003

	TOTAL WASTE ACCEPTED			OUT-OF-STATE WASTE ACCEPTED		
	gate cu. yds	tons	tons/day	gate cu/yds.	tons	% of total
2001	1,717,380	520,418	2,002	0	0	0
2002	1,803,372	546,476	2,102	0	0	0
2003	1,796,279	544,327	2,094	0	0	0
2001 State of Origin: Illinois only 2002 State of Origin: Illinois only 2003 State of Origin: Illinois only						

Remaining Capacities: Jan. 1, 2003 and Jan. 1, 2004

2003 certified gate cu. yds. (tons)	23,711,000	(7,185,000)
2004 certified gate cu. yds. (tons)	21,830,000	(6,615,000)

Audits and Inspections

Solid Waste Mgt. Fees paid in 2003	\$698,958
LF Paid Local SW Fees to County/City	Lake
Facility inspected by	Illinois EPA, Des Plaines Regional Office & Lake County Health Dept.

Contacts

Owner

Countryside Landfill Inc.**
31725 N. Route 83
Grayslake, IL 60030
Contact: Chris Rubak
☎ 847-223-2722

Operator

Countryside Landfill Inc.**
31725 N. Route 83
Grayslake, IL 60030
Contact: Chris Rubak
☎ 847-223-2722

**A subsidiary of Waste Management of IL & Waste Management Inc. Midwest, 1001 Fannin, Suite 4000, Houston, TX 77002, 713-512-6200. Regional Office: Waste Management of Illinois Inc., 1411 Opus Place, Suite 400, Downers Grove, IL 60515, 630-724-8400.

Environtech Inc.

County	Grundy
Municipality	Morris
Location	1800 N. Ashley Road
Location ☎	815-942-1800
Hours of operation	Mon.-Sat.: 5 a.m. - 6 p.m.
Waste accepted	Municipal, nonhazardous special
Tipping fee	\$35 per ton
Owner	Environtech Inc.**
Operator	Environtech Inc.**

Facility Facts

Identification number	0638140002
Design capacity, airspace cu.yds.	13,304,485
Total permitted landfill area, acres	169
Permitted disposal area, acres	75
Highest permitted elevation, feet (msl)	592
Leachate monitoring stations	2
Groundwater monitoring wells	13
Methane collection system	Active (gas-to-energy plant operating)
Years remaining, estimated by landfill	10*
Date/year to open -- Date/year to close	9-5-87 - 2014

*It is anticipated that as site capacity decreases, gate volume will decrease extending site life until 2014. Renewed permit on 2-11-04.

Waste Received: 2001, 2002, 2003

	TOTAL WASTE ACCEPTED			OUT-OF-STATE WASTE ACCEPTED		
	gate cu. yds	tons	tons/day	gate cu/yds.	tons	% of total
2001	1,657,071	502,143	1,931	0	0	0
2002	1,835,948	556,348	2,140	0	0	0
2003	1,346,988	408,178	1,570	0	0	0

2001 State of Origin: Illinois only 2002 State of Origin: Illinois only 2003 State of Origin: Illinois only

Remaining Capacities: Jan. 1, 2003 and Jan. 1, 2004

2003 certified gate cu. yds. (tons)	5,266,000	(1,596,000)
2004 certified gate cu. yds. (tons)	3,550,000	(1,076,000)

Audits and Inspections

Solid Waste Mgt. Fees paid in 2003	\$442,887
LF Paid Local SW Fees to County/City	Grundy (City of Morris)
Facility inspected by	Illinois EPA, Des Plaines Regional Office

Contacts

Owner

Environtech Inc.**
13832 S. Kostner Ave.
Crestwood, IL 60445
Contact: Beau Harp
☎ 708-824-3060

Operator

Environtech Inc.**
1800 N. Ashley Road
Morris, IL 60450
Contact: Mark Dykema
☎ 815-942-1800

**A subsidiary of Allied Waste Industries Inc., 15880 N. Greenway-Hayden Loop, Suite 100, Scottsdale, AZ 85260, 480-627-2700.

Kankakee Recycling and Disposal Facility

County	Kankakee
Municipality	Chebanse
Location	6259 S. Route 45 & 52
Location ☎	815-937-5539
Hours of operation	Mon.-Sat.: 6 a.m. - 6 p.m.
Waste accepted	Municipal, nonhazardous special*
Tipping fee	\$14.05 per cubic yard (loose)
Owner	Waste Management of Illinois Inc.**
Operator	Waste Management of Illinois Inc.**

*County waste only.

Facility Facts

Identification number	0910550006
Design capacity, airspace cu.yds.	4,200,000
Total permitted landfill area, acres	80
Permitted disposal area, acres	57*
Highest permitted elevation, feet (msl)	708
Leachate monitoring stations	13
Groundwater monitoring wells	15
Methane collection system	Gas-to-energy
Years remaining, estimated by landfill	2
Date/year to open -- Date/year to close	12-31-74 - 2005

*Includes vertical sideseal expansion (Phase 4) of 14 ac.

Waste Received: 2001, 2002, 2003

	TOTAL WASTE ACCEPTED			OUT-OF-STATE WASTE ACCEPTED		
	gate cu. yds	tons	tons/day	gate cu/yds.	tons	% of total
2001	378,794	114,786	441	0	0	0
2002	373,956	113,320	436	0	0	0
2003	380,117	115,187	443	0	0	0

2001 State of Origin: Illinois only 2002 State of Origin: Illinois only 2003 State of Origin: Illinois only

Remaining Capacities: Jan. 1, 2003 and Jan. 1, 2004

2003 certified gate cu. yds. (tons)	1,063,000	(322,000)
2004 certified gate cu. yds. (tons)	718,000	(218,000)

Audits and Inspections

Solid Waste Mgt. Fees paid in 2003	\$174,016
LF Paid Local SW Fees to County/City	Kankakee
Facility inspected by	Illinois EPA, Des Plaines Regional Office & Kankakee County Health Dept.

Contacts

Owner

Waste Management of Illinois Inc.**
6259 S. Route 45 & 52
Chebanse, IL 60922
Contact: Mark Batherson
☎ 815-937-5539

Operator

Waste Management of Illinois Inc.**
6259 S. Route 45 & 52
Chebanse, IL 60922
Contact: Mark Batherson
☎ 815-937-5539

**A subsidiary of Waste Management of IL & Waste Management Inc. Midwest, 1001 Fannin, Suite 4000, Houston, TX 77002, 713-512-6200. Regional Office: Waste Management of Illinois Inc., 1411 Opus Place, Suite 400, Downers Grove, IL 60515, 630-724-8400.

Laraway Recycling and Disposal Facility

County	Will
Municipality	Elwood
Location	21101 W. Laraway Road
Location ☎	815-727-6148
Hours of operation	Mon.-Sat.: 6 a.m. - 6 p.m.
Waste accepted	Nonhazardous special, chemical, inert, asbestos, liquids
Tipping fee	\$23.50 per cubic yard
Owner	Waste Management of Illinois Inc.**
Operator	Waste Management of Illinois Inc.**

Facility Facts

Identification number	1970450002
Design capacity, airspace cu.yds.	1,185,414
Total permitted landfill area, acres	43
Permitted disposal area, acres	43
Highest permitted elevation, feet (msl)	665-672
Leachate monitoring stations	5
Groundwater monitoring wells	11
Methane collection system	None
Years remaining, estimated by landfill	2*
Date/year to open -- Date/year to close	1972 - 2005

*Waste received will be limited to result in a two year site life. Permit renewed on 9-9-03

Waste Received: 2001, 2002, 2003

	TOTAL WASTE ACCEPTED			OUT-OF-STATE WASTE ACCEPTED		
	gate cu. yds	tons	tons/day	gate cu/yds.	tons	% of total
2001	115,889	35,118	135	0	0	0
2002	65,819	19,945	77	0	0	0
2003	19,688	5,966	23	0	0	0
2001 State of Origin: Illinois only 2002 State of Origin: Illinois only 2003 State of Origin: Illinois only						

Remaining Capacities: Jan. 1, 2003 and Jan. 1, 2004

2003 certified gate cu. yds. (tons)	45,000	(14,000)
2004 certified gate cu. yds. (tons)	23,000	(7,000)

Audits and Inspections

Solid Waste Mgt. Fees paid in 2003	\$9,862*
LF Paid Local SW Fees to County/City	Will
Facility inspected by	Illinois EPA, Des Plaines Regional Office & Will County Land Use Department, Waste Services Division

Includes a fee credit previously paid.*

Contacts

Owner

Waste Management of Illinois Inc.**
21101 W. Laraway Road
Elwood, IL 60421
Contact: Scott Combis
☎ 815-727-6148

Operator

Waste Management of Illinois Inc.**
21101 W. Laraway Road
Elwood, IL 60421
Contact: Scott Combis
☎ 815-727-6148

**A subsidiary of Waste Management of IL & Waste Management Inc. Midwest, 1001 Fannin, Suite 4000, Houston, TX 77002, 713-512-6200. Regional Office: Waste Management of Illinois Inc., 1411 Opus Place, Suite 400, Downers Grove, IL 60515, 630-724-8400.

Onyx Zion Landfill

County	Lake
Municipality	Zion
Location	701 N. Green Bay Road
Location ☎	847-599-5910
Hours of operation	Mon.-Fri.: 6:00 a.m. - 4:00 p.m.; Sat.: 6 a.m. - 1 p.m.
Waste accepted	Municipal, nonhazardous special
Tipping fee	\$45 per ton
Owner	Onyx Zion Landfill Inc.**
Operator	Onyx Zion Landfill Inc.**

Facility Facts

Identification number	0978020002
Design capacity, airspace cu.yds.	10,970,000
Total permitted landfill area, acres	191.7
Permitted disposal area, acres	131.2*
Highest permitted elevation, feet (msl)	850
Leachate monitoring stations	8
Groundwater monitoring wells	43
Methane collection system	Gas-to-energy (active 4-1-02)
Years remaining, estimated by landfill	6.5
Date/year to open -- Date/year to close	5-26-98 - 2010

*Includes vertical expansion of 35 ac. above and a 71.4 acres for lateral expansion east and adjacent to the original facility. Mod. #21 approved Site 2 expansion - Cell 5A (9.2 ac.) on 2-15-02. Renewal permit 3-26-02. Mod. #26 approved Site 2 expansion - Cell 5B (4.7 ac.) on 10-1-02.

Waste Received: 2001, 2002, 2003

	TOTAL WASTE ACCEPTED			OUT-OF-STATE WASTE ACCEPTED		
	gate cu. yds	tons	tons/day	gate cu/yds.	tons	% of total
2001	2,359,617	715,035	2,750	77,039	23,345	3
2002	2,463,544	746,528	2,871	91,440	27,709	4
2003	2,661,210	806,427	3,102	84,000	25,455	3

2001 State of Origin: Illinois, Wisconsin 2002 State of Origin: Illinois, Wisconsin 2003 State of Origin: Illinois, Wisconsin

Remaining Capacities: Jan. 1, 2003 and Jan. 1, 2004

2003 certified gate cu. yds. (tons)	22,337,000	(6,769,000)
2004 certified gate cu. yds. (tons)	17,222,000	(5,219,000)

Audits and Inspections

Solid Waste Mgt. Fees paid in 2003	\$928,961
LF Paid Local SW Fees to County/City	Lake
Facility inspected by	Illinois EPA, Des Plaines Regional Office & Lake County Health Dept.

Contacts

Owner

Onyx Zion Landfill Inc.**
701 N. Green Bay Road
Zion, IL 60099
Contact: James A. Lewis
☎ 847-599-5910

Operator

Onyx Zion Landfill Inc.**
701 N. Green Bay Road
Zion, IL 60099
Contact: James A. Lewis
☎ 847-599-5910

**An affiliate of Onyx Waste Services, 125 S. 84th St., Suite 200, Milwaukee, WI 53214, 414-479-7800 and a subsidiary of Onyx North America, 1605 Main St., Ste. 904, Sarasota, FL 34236, 941-953-9111 and Veolia Environnement, France.

Prairie View Recycling and Disposal Facility (Under Development)

County	Will
Municipality	Wilmington
Location	29755 S. Prairie View Dr.
Location ☎	815-423-5120
Hours of operation	Mon.-Fri.: 6 a.m. - 5 p.m.; Sat.: 6 a.m. - noon
Waste accepted	Municipal, nonhazardous special
Tipping fee	\$33 per ton
Owner	Will County Land Use Department, Waste Services Div.
Operator	Waste Management of Illinois Inc.**

Facility Facts

Identification number	1971105050
Design capacity, airspace cu.yds.	30,196,438
Total permitted landfill area, acres	408
Permitted disposal area, acres	223
Highest permitted elevation, feet (msl)	795
Leachate monitoring stations	10
Groundwater monitoring wells	29
Methane collection system	Proposed; enclosed flare
Years remaining, estimated by landfill	23
Date/year to open -- Date/year to close	2004-2027*

*Development permit application issued on 9-24-03. Phase 1A south (8.06 ac.) opened and operating permit issued 1-16-04. Started accepting waste 1-19-04. Phase 1B south (5.76 ac.) opened 3-3-04.

Waste Received: 2001, 2002, 2003

	TOTAL WASTE ACCEPTED			OUT-OF-STATE WASTE ACCEPTED		
	gate cu. yds	tons	tons/day	gate cu/yds.	tons	% of total
2001	0	0	0	0	0	0
2002	0	0	0	0	0	0
2003	0	0	0	0	0	0
2001 State of Origin: N/A 2002 State of Origin: N/A 2003 State of Origin: N/A						

Remaining Capacities: Jan. 1, 2003 and Jan. 1, 2004

2003 certified gate cu. yds. (tons)	0	(0)
2004 certified gate cu. yds. (tons)	0	(0)

Site was not asked to submit a landfill capacity certification form as of 1-1-04.

Audits and Inspections

Solid Waste Mgt. Fees paid in 2003	\$0
LF Paid Local SW Fees to County/City	False
Facility inspected by	Illinois EPA, Des Plaines Regional Office & Will County Land Use Department, Waste Services Division

Contacts

Owner

Will County Land Use Department, Waste Services Div.
58 E. Clinton St., Suite 500
Joliet, IL 60432
Contact: Dean Olson
☎ 815-774-7891

Operator

Waste Management of Illinois Inc.**
29755 S. Prairie View Dr.
Wilmington, IL 60481
Contact: Ian Johnson
☎ 630-232-7664

**A subsidiary of Waste Management of IL & Waste Management Inc. Midwest, 1001 Fannin, Suite 4000, Houston, TX 77002, 713-512-6200. Regional Office: Waste Management of Illinois Inc., 1411 Opus Place, Suite 400, Downers Grove, IL 60515, 630-724-8400.

River Bend Prairie Landfill

County	Cook
Municipality	Dolton
Location	801 E. 138th St.
Location ☎	773-264-8508
Hours of operation	Mon.-Sat.: 5:30 a.m. - 7 p.m.
Waste accepted	Municipal, nonhazardous special
Tipping fee	\$11.50 per cubic yard
Owner	Land & Lakes Co.
Operator	Land & Lakes Co.

Facility Facts

Identification number	0310690003
Design capacity, airspace cu.yds.	10,800,000
Total permitted landfill area, acres	68
Permitted disposal area, acres	55
Highest permitted elevation, feet (msl)	690
Leachate monitoring stations	12
Groundwater monitoring wells	29
Methane collection system	Gas-to-energy
Years remaining, estimated by landfill	11
Date/year to open -- Date/year to close	12-31-77 - 2015

Waste Received: 2001, 2002, 2003

	TOTAL WASTE ACCEPTED			OUT-OF-STATE WASTE ACCEPTED		
	gate cu. yds	tons	tons/day	gate cu/yds.	tons	% of total
2001	607,781	184,176	708	7,268	2,202	1
2002	620,753	188,107	723	31,138	9,436	5
2003	663,684	201,116	774	28,189	8,542	4
2001 State of Origin: Illinois, Indiana 2002 State of Origin: Illinois, Indiana 2003 State of Origin: Illinois, Indiana						

Remaining Capacities: Jan. 1, 2003 and Jan. 1, 2004

2003 certified gate cu. yds. (tons)	7,517,000	(2,278,000)
2004 certified gate cu. yds. (tons)	7,399,000	(2,242,000)

Audits and Inspections

Solid Waste Mgt. Fees paid in 2003	\$224,784
LF Paid Local SW Fees to County/City	Cook (Village of Dolton)
Facility inspected by	Illinois EPA, Des Plaines Regional Office

Contacts

Owner

Land & Lakes Co.
123 N. Northwest Highway, P.O. Box 778
Park Ridge, IL 60068
Contact: James J. Cowhey, Jr.
☎ 847-825-5000

Operator

Land & Lakes Co.
123 N. Northwest Highway, P.O. Box 778
Park Ridge, IL 60068
Contact: James J. Cowhey, Jr.
☎ 847-825-5000

Settler's Hill Recycling and Disposal Facility

County	Kane
Municipality	Batavia
Location	1031 E. Fabyan Parkway
Location ☎	630-232-7664
Hours of operation	Mon.-Sat.: 6 a.m. - 6 p.m.
Waste accepted	Municipal, nonhazardous special
Tipping fee	\$45 per ton
Owner	Kane County Dept. of Environmental Management
Operator	Waste Management of Illinois Inc.**

Facility Facts

Identification number	0890100009
Design capacity, airspace cu.yds.	10,600,000
Total permitted landfill area, acres	291
Permitted disposal area, acres	197
Highest permitted elevation, feet (msl)	903
Leachate monitoring stations	9
Groundwater monitoring wells	20
Methane collection system	Gas-to-energy & flares
Years remaining, estimated by landfill	3
Date/year to open -- Date/year to close	1982 - 2006*

*Per local agreement, site must close on or before 12-31-06.

Waste Received: 2001, 2002, 2003

	TOTAL WASTE ACCEPTED			OUT-OF-STATE WASTE ACCEPTED		
	gate cu. yds	tons	tons/day	gate cu/yds.	tons	% of total
2001	3,919,894	1,187,847	4,569	0	0	0
2002	4,299,246	1,302,802	5,011	0	0	0
2003	4,766,833	1,444,495	5,556	0	0	0
2001 State of Origin: Illinois only 2002 State of Origin: Illinois only 2003 State of Origin: Illinois only						

Remaining Capacities: Jan. 1, 2003 and Jan. 1, 2004

2003 certified gate cu. yds. (tons)	12,448,000	(3,772,000)
2004 certified gate cu. yds. (tons)	8,015,000	(2,429,000)

Audits and Inspections

Solid Waste Mgt. Fees paid in 2003	\$1,403,762
LF Paid Local SW Fees to County/City	Kane
Facility inspected by	Illinois EPA, Des Plaines Regional Office

Contacts

Owner

Kane County Dept. of Environmental Management
719 S. Batavia Ave.
Geneva, IL 60134
Contact: Tim Harbaugh
☎ 630-208-5173

Operator

Waste Management of Illinois Inc.**
1031 E. Fabyan Parkway
Batavia, IL 60510
Contact: Ian Johnson or Dale Hoekstra
☎ 630-232-7664

**A subsidiary of Waste Management of IL & Waste Management Inc. Midwest, 1001 Fannin, Suite 4000, Houston, TX 77002, 713-512-6200. Regional Office: Waste Management of Illinois Inc., 1411 Opus Place, Suite 400, Downers Grove, IL 60515, 630-724-8400.

Wheatland Prairie Recycling and Disposal Facility (Closed)

County	Will
Municipality	Plainfield
Location	25244 W. 111th St.
Location 	N/A
Hours of operation	N/A
Waste accepted	N/A
Tipping fee	N/A
Owner	Waste Management of Illinois Inc.**
Operator	Waste Management of Illinois Inc.**

Facility Facts

Identification number	1978200004
Design capacity, airspace cu.yds.	3,447,306
Total permitted landfill area, acres	145
Permitted disposal area, acres	122.4
Highest permitted elevation, feet (msl)	728 (Phase I) & 713 (Phase II)
Leachate monitoring stations	11
Groundwater monitoring wells	30
Methane collection system	Yes
Years remaining, estimated by landfill	0
Date/year to open -- Date/year to close	12-31-87 - 6-18-01*

*Ceased accepting waste in June 2001; certificate of closure issued 9-19-02. 30-year post-closure care period began 12-10-01.

Waste Received: 2001, 2002, 2003

	<u>TOTAL WASTE ACCEPTED</u>			<u>OUT-OF-STATE WASTE ACCEPTED</u>		
	gate cu. yds	tons	tons/day	gate cu/yds.	tons	% of total
2001	192,208	58,245	224	0	0	0
2002	0	0	0	0	0	0
2003	0	0	0	0	0	0

2001 State of Origin: Illinois only 2002 State of Origin: N/A 2003 State of Origin: N/A

Remaining Capacities: Jan. 1, 2003 and Jan. 1, 2004

2003 certified gate cu. yds. (tons)	0	(0)
2004 certified gate cu. yds. (tons)	0	(0)

Audits and Inspections

Solid Waste Mgt. Fees paid in 2003	\$0
LF Paid Local SW Fees to County/City	False
Facility inspected by	Illinois EPA, Des Plaines Regional Office & Will County Land Use Department, Waste Services Division

Contacts

Owner Waste Management of Illinois Inc.** N 96 W 13600 County Line Rd. Germantown, WI 53022 Contact: Michael Peterson 262-253-8626 Ext. 115	Operator Waste Management of Illinois Inc.** N 96 W 13600 County Line Rd. Germantown, WI 53022 Contact: Michael Peterson 262-253-8626 Ext. 115
---	--

**A subsidiary of Waste Management Inc. Midwest, 1001 Fannin, Suite 4000, Houston, TX 77002, 713-512-6200.

Woodland Recycling and Disposal Facility (Closed)

County	Kane
Municipality	South Elgin
Location	7 N. 500 Route 25
Location 📍	N/A
Hours of operation	N/A
Waste accepted	N/A
Tipping fee	N/A
Owner	Waste Management of Illinois Inc.**
Operator	Waste Management of Illinois Inc.**

Facility Facts

Identification number	0894830005
Design capacity, airspace cu.yds.	13,000,000
Total permitted landfill area, acres	213
Permitted disposal area, acres	103
Highest permitted elevation, feet (msl)	852
Leachate monitoring stations	4
Groundwater monitoring wells	24
Methane collection system	Gas-to-energy
Years remaining, estimated by landfill	0
Date/year to open -- Date/year to close	12-31-76 - 11-5-02*

*Ceased accepting waste November 5, 2002. Closure started 11-20-02. Certificate of Closure issued on 8-6-03. Ownership transferred to Waste Management of IL Inc.

Waste Received: 2001, 2002, 2003

	TOTAL WASTE ACCEPTED			OUT-OF-STATE WASTE ACCEPTED		
	gate cu. yds	tons	tons/day	gate cu/yds.	tons	% of total
2001	1,317,117	399,126	1,535	1,096	332	0
2002	928,610	281,397	1,082	180	55	0
2003	0	0	0	0	0	0

2001 State of Origin: Illinois, Indiana, Wisconsin 2002 State of Origin: Illinois, Wisconsin 2003 State of Origin: N/A

Remaining Capacities: Jan. 1, 2003 and Jan. 1, 2004

2003 certified gate cu. yds. (tons)	0	(0)
2004 certified gate cu. yds. (tons)	0	(0)

Audits and Inspections

Solid Waste Mgt. Fees paid in 2003	\$0
LF Paid Local SW Fees to County/City	False
Facility inspected by	Illinois EPA, Des Plaines Regional Office

Contacts

Owner

Waste Management of Illinois Inc.**
 N 96 W 13600 County Line Rd.
 Germantown, WI 53022
 Contact: Michael Peterson
 ☎ 262-253-8626 Ext. 115

Operator

Waste Management of Illinois Inc.**
 N 96 W 13600 County Line Rd.
 Germantown, WI 53022
 Contact: Michael Peterson
 ☎ 262-253-8626 Ext. 115

**A subsidiary of Waste Management Inc. Midwest, 1001 Fannin, Suite 4000, Houston, TX 77002, 713-512-6200.

34th Street Material Recovery & Recycling Facility (Active)

County	Cook
Municipality	Chicago
Location	3757 W. 34th St.
Location ☎	773-843-3341
Hours of operation	Continuous from 5 a.m. Mon. - 5 p.m. Sat.
Waste accepted	Municipal, recyclables*
Tipping fee	N/A
Owner	Chicago Department of Streets & Sanitation
Operator	Allied Waste Transportation Inc.**

*Blue Bag recycling participant. Overnight storage of waste permitted 1-31-03. New operator on 2-15-03. AKA Chicago Sorting Center - 34th Street.

Facility Facts

Identification number	0316300004
Opened, year	1995
Facility acreage	8.3

Waste Received: 2001, 2002, 2003

	<u>Tons per year</u>	<u>Tons per day (average)</u>
2001	241,870	968
2002	221,921	854
2003	0	0

Tons per year and average tons per day are unknown for 2003.

Inspections

Facility inspected by	Illinois EPA, Des Plaines Regional Office & Chicago Department of Environment
------------------------------	---

Contacts

Owner	Operator
Chicago Department of Streets & Sanitation Al Sanchez 121 N. LaSalle St., Room 704 Chicago, IL 60602 ☎ 312-744-4611	Allied Waste Transportation Inc.** James Lanenga 2400 S. Loomis St. Chicago, IL 60608 ☎ 312-492-0014

**A subsidiary of Allied Waste Industries Inc., 15880 N. Greenway-Hayden Loop, Suite 100, Scottsdale, AZ 85260, 480-627-2700. Regional Office: 13832 S. Kostner, Crestwood, IL 60445, 708-824-3060.

American Wood Recycling Transfer Station (Active)

County	Cook
Municipality	Hoffman Estates
Location	1601 Beverly Road & Prairie Stone
Location 📍	N/A
Hours of operation	Mon. - Fri.: 7 a.m. - 4 p.m.; Sat.: 7 a.m. - 3 p.m.*
Waste accepted	Landscape waste only
Tipping fee	\$38/ton
Owner	American Wood Recycling Inc.
Operator	American Wood Recycling Inc.

*Open nine months during the year.

Facility Facts

Identification number	0314490002
Opened, year	1996
Facility acreage	5.01

Waste Received: 2001, 2002, 2003

	<u>Tons per year</u>	<u>Tons per day (average)</u>
2001	0	0
2002	19,734	92
2003	18,692	87

Active, but waste receipts unknown for 2001.

Inspections

Facility inspected by	Illinois EPA, Des Plaines Regional Office
------------------------------	---

Contacts

Owner

American Wood Recycling Inc.
2560 Beverly Rd.
Hoffman Estates, IL 60192
☎ 847-426-6354

Operator

American Wood Recycling Inc.
16077 Depot Place
Prairie View, IL 60069
☎ 847-426-6354

Apollo Disposal Service Transfer Station (Active)

County	Kankakee
Municipality	Momence
Location	120 E. Industrial Drive
Location ☎	815-472-3332
Hours of operation	Mon. - Fri.: 7 a.m. - 4:30 p.m.; Sat.: 7 a.m. - 11 a.m.
Waste accepted	Municipal
Tipping fee	\$12.75/cu. yd.
Owner	Allied Waste Transportation Inc.**
Operator	Allied Waste Transportation Inc.**

Facility Facts

Identification number	0910650003
Opened, year	1997
Facility acreage	< 1

Waste Received: 2001, 2002, 2003

	<u>Tons per year</u>	<u>Tons per day (average)</u>
2001	19,900	75
2002	20,640	80
2003	23,220	90

Inspections

Facility inspected by	Illinois EPA, Des Plaines Regional Office & Kankakee County Health Department
------------------------------	---

Contacts

Owner

Allied Waste Transportation Inc.**
Steven Smith
120 E. Industrial Dr.
Momence, IL 60954
☎ 815-472-3332

Operator

Allied Waste Transportation Inc.**
Scott Evenhouse
120 E. Industrial Dr.
Momence, IL 60954
☎ 815-472-3332

**A subsidiary of Allied Waste Industries Inc., 15880 N. Greenway-Hayden Loop, Suite 100, Scottsdale, AZ 85260, 480-627-2700. Regional Office: 13832 S. Kostner, Crestwood, IL 60445, 708-824-3060.

ARC Disposal & Recycling (Active)

County	Cook
Municipality	Mt. Prospect
Location	2101 S. Busse Road
Location ☎	847-981-0091
Hours of operation	Mon. - Fri.: 6 a.m. - 9 p.m.; Sat.: 6 a.m. - 6 p.m.
Waste accepted	Municipal, industrial, commercial
Tipping fee	\$47/ton
Owner	ARC Disposal & Recycling**
Operator	ARC Disposal & Recycling**

Facility Facts

Identification number	0318040001
Opened, year	1984
Facility acreage	3.28*

*Site consists of two buildings to accommodate separate waste and recyclables and operation of a LSW transfer area.

Waste Received: 2001, 2002, 2003

	<u>Tons per year</u>	<u>Tons per day (average)</u>
2001	315,171	1,010
2002	328,416	1,070
2003	331,741	1,084

Inspections

Facility inspected by	Illinois EPA, Des Plaines Regional Office
------------------------------	---

Contacts

Owner

ARC Disposal & Recycling**
Dan Bulthuis, Operations Manager
2101 S. Busse Road
Mt. Prospect, IL 60056
☎ 847-981-0091

Operator

ARC Disposal & Recycling**
Dan Bulthuis, Operations Manager
2101 S. Busse Road
Mt. Prospect, IL 60056
☎ 847-981-0091

**A subsidiary of Republic Services Inc., 110 SE 6th St., Suite 2800, Ft. Lauderdale, FL 33301, 954-769-2400.

Banner - Western Transfer & Recycling Center (Active)

County	Will
Municipality	Rockdale
Location	2100 Moen Ave.
Location ☎	815-725-4200
Hours of operation	Mon. - Fri.: 6 a.m. - 5 p.m.
Waste accepted	Municipal, landscape waste (limited), recyclables*
Tipping fee	N/A
Owner	Waste Management of Illinois Inc.
Operator	Waste Management of Illinois Inc.**

*Accepts inter-company waste only.

Facility Facts

Identification number	1970850012
Opened, year	1993
Facility acreage	4.62

Waste Received: 2001, 2002, 2003

	<u>Tons per year</u>	<u>Tons per day (average)</u>
2001	0	0
2002	152,954	460
2003	153,238	563

Active, but waste receipts unknown for 2001.

Inspections

Facility inspected by	Illinois EPA, Des Plaines Regional Office & Will County Land Use Department, Waste Services Division
-----------------------	--

Contacts

Owner	Operator
Waste Management of Illinois Inc. Dean Van der Baan 1411 Opus Place, Suite 400 Downers Grove, IL 60515 ☎ 630-724-8400	Waste Management of Illinois Inc.** Pat McDowell 2100 Moen Ave. Rockdale, IL 60436 ☎ 815-773-1166

**A subsidiary of Waste Management Inc. Midwest, 1001 Fannin, Suite 4000, Houston, TX 77002, 713-512-6200.

Best Lawns Transfer Station (Active)

County	Cook
Municipality	Streamwood
Location	1435 Yorkshire Drive
Location ☎	630-213-7900
Hours of operation	Mon. - Fri.: 6:30 a.m. - 5 p.m.; Sat.: 7 a.m. - noon
Waste accepted	Landscape waste only
Tipping fee	N/A
Owner	Best Lawns Inc.**
Operator	Best Lawns Inc.

Facility Facts

Identification number	0313065042
Opened, year	1995
Facility acreage	2.98

Waste Received: 2001, 2002, 2003

	<u>Tons per year</u>	<u>Tons per day (average)</u>
2001	0	0
2002	0	0
2003	0	0

Tons per year and average tons per day are unknown.

Inspections

Facility inspected by	Illinois EPA, Des Plaines Regional Office
------------------------------	---

Contacts

Owner

Best Lawns Inc.**
1435 Yorkshire Drive
Streamwood, IL 60137
☎ 630-213-7900

Operator

Best Lawns Inc.
1435 Yorkshire Drive
Streamwood, IL 60107
☎ 630-213-7900

**Trust #8822, West Suburban Bank, 711 S. Westmore Ave., Lombard, IL 60148, 630-916-1195.

C & L Landscape Waste Transfer Station (Active)

County	Cook
Municipality	Chicago Heights
Location	56 E. 25th St.
Location ☎	630-879-3006
Hours of operation	Mon. - Fri.: 7 a.m. - 5 p.m.; Sat.: 7 a.m. - 12 noon
Waste accepted	Landscape waste only
Tipping fee	N/A
Owner	C & L LLC
Operator	Skyline Disposal Co. Inc.

Facility Facts

Identification number	0310455101
Opened, year	2000
Facility acreage	3

Waste Received: 2001, 2002, 2003

	<u>Tons per year</u>	<u>Tons per day (average)</u>
2001	0	0
2002	0	0
2003	0	0

Tons per year and average tons per day are unknown.

Inspections

Facility inspected by	Illinois EPA, Des Plaines Regional Office
------------------------------	---

Contacts

Owner

C & L LLC
Clem DeLuca
66 E. 24th St.
Chicago Heights, IL 60411
☎ 630-879-3006

Operator

Skyline Disposal Co. Inc.
Gary Blue
66 E. 24th St.
Chicago Heights, IL 60411
☎ 708-754-5460

Calumet Transfer Station* (Active)

County	Cook
Municipality	Chicago
Location	2040 E. 106th St.
Location ☎	312-284-5201
Hours of operation	24 hours per day
Waste accepted	Municipal
Tipping fee	N/A
Owner	Liberty Waste Services of Illinois LLC**
Operator	Liberty Waste Services of Illinois LLC**

*Also known as Liberty Waste.

Facility Facts

Identification number	0316005603
Opened, year	1998
Facility acreage	28

Waste Received: 2001, 2002, 2003

	<u>Tons per year</u>	<u>Tons per day (average)</u>
2001	0	0
2002	0	0
2003	0	0

Tons per year and average tons per day are unknown.

Inspections

Facility inspected by	Illinois EPA, Des Plaines Regional Office & Chicago Department of Environment
------------------------------	---

Contacts

Owner

Liberty Waste Services of Illinois LLC**
James Lanenga
2400 S. Loomis Street
Chicago, IL 60608
☎ 312-492-0014

Operator

Liberty Waste Services of Illinois LLC**
James Lanenga
2400 S. Loomis St.
Chicago, IL 60608
☎ 312-492-0014

**A subsidiary of Allied Waste Industries Inc., 15880 N. Greenway-Hayden Loop, Suite 100, Scottsdale, AZ 85260, 480-627-2700. Regional Office: 13832 S. Kostner, Crestwood, IL 60445, 708-824-3060.

CID Transfer Station* (Active)

County	Cook
Municipality	Chicago
Location	13707 S. Jeffrey Ave.
Location ☎	773-646-3099
Hours of operation	Mon. - Sat.: 5 a.m. - 5 p.m.
Waste accepted	Municipal, recyclables
Tipping fee	N/A
Owner	Waste Management of Illinois Inc.**
Operator	Waste Management of Illinois Inc.**

*Formerly known as CID Material Recovery & Recycling Facility.

Facility Facts

Identification number	0310395011
Opened, year	1995
Facility acreage	13.6

Waste Received: 2001, 2002, 2003

	<u>Tons per year</u>	<u>Tons per day (average)</u>
2001	309,385	1,238
2002	237,622	914
2003	22,462	46

Inspections

Facility inspected by	Illinois EPA, Des Plaines Regional Office & Chicago Department of Environment
------------------------------	---

Contacts

Owner

Waste Management of Illinois Inc.**
Scott Combis
13707 S. Jeffrey
Chicago, IL 60633
☎ 773-646-3099

Operator

Waste Management of Illinois Inc.**
Scott Combis
13707 S. Jeffrey
Chicago, IL 60633
☎ 773-646-3099

**A subsidiary of Waste Management of IL & Waste Management Inc. Midwest, 1001 Fannin, Suite 4000, Houston, TX 77002, 713-512-6200. Regional Office: Waste Management of Illinois Inc., 1411 Opus Place, Suite 400, Downers Grove, IL 60515, 630-724-8400.

Citiwaste Transfer Station (Active)

County	Will
Municipality	Joliet
Location	808 S. Joliet St.
Location ☎	815-723-3200
Hours of operation	Mon. - Fri.: 6:30 a.m. - 4 p.m.; Sat.: 6:30 a.m. - noon
Waste accepted	C & D debris, landscape waste, recyclables (no garbage)
Tipping fee	N/A
Owner	Citiwaste Inc.**
Operator	Citiwaste Inc.**

Facility Facts

Identification number	1978093002
Opened, year	1994
Facility acreage	4.91

Waste Received: 2001, 2002, 2003

	<u>Tons per year</u>	<u>Tons per day (average)</u>
2001	0	0
2002	47,626	0
2003	46,244	178

Active, but waste receipts unknown for 2001.

Inspections

Facility inspected by	Illinois EPA, Des Plaines Regional Office & Will County Land Use Department, Waste Services Division
------------------------------	--

Contacts

Owner	Operator
Citiwaste Inc.** 808 S. Joliet St. Joliet, IL 60436 ☎ 815-723-3200	Citiwaste Inc.** 808 S. Joliet St. Joliet, IL 60436 ☎ 815-723-3200

**A subsidiary of Allied Waste Industries Inc., 15880 N. Greenway-Hayden Loop, Suite 100, Scottsdale, AZ 85260, 480-627-2700. Regional Office: 13832 S. Kostner, Crestwood, IL 60445, 708-824-3060.

City Waste Transfer* (Active)

County	Cook
Municipality	Chicago
Location	2464 S. Laflin St.
Location ☎	312-491-1154
Hours of operation	Mon. - Fri.: 5 a.m. - 8 p.m.; Sat.: 5 a.m. - 2 p.m.
Waste accepted	Municipal, recyclables
Tipping fee	N/A
Owner	American Disposal Transfer Services**
Operator	United Transfer Inc.

*AKA United Transfer

Facility Facts

Identification number	0316310003
Opened, year	1984
Facility acreage	1.25

Waste Received: 2001, 2002, 2003

	<u>Tons per year</u>	<u>Tons per day (average)</u>
2001	0	0
2002	32,600	163
2003	0	0

Tons per year and average tons per day are unknown for 2001 and 2003.

Inspections

Facility inspected by	Illinois EPA, Des Plaines Regional Office & Chicago Department of Environment
------------------------------	--

Contacts

Owner	Operator
American Disposal Transfer Services** James Lanenga 2400 S. Loomis Street Chicago, IL 60608 ☎ 312-492-0014	United Transfer Inc. Javier d'Escoto 2464 S. Laflin Chicago, IL 60608 ☎ 312-491-1154

**A subsidiary of Allied Waste Industries Inc., 15880 N. Greenway-Hayden Loop, Suite 100, Scottsdale, AZ 85260, 480-627-2700. Regional Office: 13832 S. Kostner, Crestwood, IL 60445, 708-824-3060.

Cloverleaf Farms Transfer (Active)

County	Cook
Municipality	Elgin
Location	1320 Spaulding Road
Location ☎	847-931-2900
Hours of operation	Mon. - Fri.: 7 a.m. - 5 p.m.
Waste accepted	Landscape waste only
Tipping fee	N/A
Owner	Midwest Compost LLC
Operator	Midwest Compost LLC

Facility Facts

Identification number	0314385091
Opened, year	2001*
Facility acreage	5.1

*Permitted to operate 4-24-01.

Waste Received: 2001, 2002, 2003

	<u>Tons per year</u>	<u>Tons per day (average)</u>
2001	0	0
2002	0	0
2003	0	0

Tons per year and average tons per day are unknown.

Inspections

Facility inspected by	Illinois EPA, Des Plaines Regional Office
------------------------------	---

Contacts

Owner

Midwest Compost LLC
Charles J. Murphy
1320 Spaulding Road
Elgin, IL 60120
☎ 847-931-2900

Operator

Midwest Compost LLC
Charles J. Murphy
1320 Spaulding Road
Elgin, IL 60120
☎ 847-931-2900

D & D Loop Transfer-Laflin* (Active)

County	Cook
Municipality	Chicago
Location	2251 S. Laflin St.
Location ☎	312-225-6774
Hours of operation	24 hours per day
Waste accepted	Municipal, C & D debris
Tipping fee	N/A
Owner	Allied Waste North America Inc.**
Operator	Allied Waste Transportation Inc.**

*AKA Loop Transfer - Laflin

Facility Facts

Identification number	0316310014
Opened, year	1989
Facility acreage	5.6

Waste Received: 2001, 2002, 2003

	<u>Tons per year</u>	<u>Tons per day (average)</u>
2001	0	0
2002	396,000	1,500
2003	0	0

Tons per year and average tons per day are unknown for 2001 and 2003.

Inspections

Facility inspected by	Illinois EPA, Des Plaines Regional Office & Chicago Department of Environment
------------------------------	--

Contacts

Owner

Allied Waste North America Inc.**
James Lanenga
2400 S. Loomis St.
Chicago, IL 60608
☎ 312-492-0014

Operator

Allied Waste Transportation Inc.**
James Lanenga
2400 S. Loomis St.
Chicago, IL 60608
☎ 312-492-0014

**A subsidiary of Allied Waste Industries Inc., 15880 N. Greenway-Hayden Loop, Suite 100, Scottsdale, AZ 85260, 480-627-2700. Regional Office: 13832 S. Kostner, Crestwood, IL 60445, 708-824-3060.

Des Plaines Landscape Waste Trans. Stn. (Active)

County	Cook
Municipality	Des Plaines
Location	1111 Joseph J. Schwab Rd.
Location ☎	847-391-5300
Hours of operation	Mon. - Fri.: 7 a.m. - 5 p.m.
Waste accepted	Leaves, woodchips, clean construction or demolition debris*
Tipping fee	N/A
Owner	City of Des Plaines, City Hall
Operator	City of Des Plaines, Public Works

*Maximum amounts 2,000 cu. yds. concrete & clean asphalt; 6,000 cu. yds. of dirt/sand; 10,000 cu. yds. leaves.

Facility Facts

Identification number	0310630073
Opened, year	1994
Facility acreage	<1

Waste Received: 2001, 2002, 2003

	<u>Tons per year</u>	<u>Tons per day (average)</u>
2001	3,303	120
2002	3,461	0
2003	0	0

2003 amounts reported differently: 642 yds. of woodchips (Apr.-Dec.); 334 yds. of concrete; 301 yds. of asphalt; 1,505 yds. of dirt/sand 16,236 yds. of leaves (Oct.-Dec.)

Inspections

Facility inspected by	Illinois EPA, Des Plaines Regional Office
------------------------------	---

Contacts

Owner

City of Des Plaines, City Hall
1420 Miner St.
Des Plaines, IL 60016
☎ 847-391-5300

Operator

City of Des Plaines, Public Works
Christine W. Bajor
1111 Joseph Schwab Road
Des Plaines, IL 60016
☎ 847-391-5464

DK Transfer Station (Active)

County	Lake
Municipality	Lake Bluff
Location	30088 N. Skokie Hwy.
Location ☎	847-689-0266
Hours of operation	Mon. - Fri.: 7:45 a.m. - 4 p.m.; Sat.: 7:45 a.m. - 1 p.m.
Waste accepted	Landscape waste only*
Tipping fee	\$16/cu. yd.
Owner	Scott Byron & Co.
Operator	DK Organics LLC**

*Amount accepted not to exceed 1,200 cu yds per day.

Facility Facts

Identification number	0970750009
Opened, year	2002*
Facility acreage	1.51

*Permitted to operate 10-1-02.

Waste Received: 2001, 2002, 2003

	<u>Tons per year</u>	<u>Tons per day (average)</u>
2001	0	0
2002	0	0
2003	11,189	0

Average tons per day is unknown for 2003. Amounts not known for 2001 and 2003.

Inspections

Facility inspected by	Illinois EPA, Des Plaines Regional Office and Lake County Health Dept.
------------------------------	--

Contacts

Owner

Scott Byron & Co.
Scott Byron
30088 N. Skokie Hwy.
Lake Bluff, IL 60044
☎ 847-689-0266

Operator

DK Organics LLC**
David Gorter
725 N. Skokie Highway, P.O. Box 412
Lake Bluff, IL 60044
☎ 847-234-5499

**New operator as of 8-18-03.

DuKane Transfer Facility (Active)

County	DuPage
Municipality	West Chicago
Location	East of Powis Road, South of North Ave.
Location ☎	630-587-5672
Hours of operation	Mon. - Fri.: 5 a.m. - 5 p.m.
Waste accepted	Municipal
Tipping fee	N/A
Owner	Groot Industries Inc.
Operator	Crown Recycling & Waste Services Inc.

Facility Facts

Identification number	0430905819
Opened, year	1999
Facility acreage	6.3
Permit to increase throughput to 3,000 tons per day approved on 3-7-02.	

Waste Received: 2001, 2002, 2003

	<u>Tons per year</u>	<u>Tons per day (average)</u>
2001	0	0
2002	0	0
2003	518,053	1,733

Tons per year and average tons per day reported by DuPage County, rather than the facility.

Inspections

Facility inspected by	Illinois EPA, Des Plaines Regional Office & DuPage County Dept. of Dvpt. and Environmental Concerns
------------------------------	--

Contacts

Owner

Groot Industries Inc.
Neil Andersen
2500 Landmeier Road
Elk Grove Village, IL 60007
☎ 847-734-6400

Operator

Crown Recycling & Waste Services Inc.
Neil Andersen
2500 Landmeier Road
Elk Grove Village, IL 60007
☎ 847-734-6400

DuPage Yard Waste Transfer Station (Active)

County	DuPage
Municipality	West Chicago
Location	1195 W. Washington St.
Location ☎	630-876-8900
Hours of operation	Mon. - Fri.: 7 a.m. - 4 p.m.
Waste accepted	Landscape waste only
Tipping fee	N/A
Owner	Midwest Compost LLC**
Operator	Midwest Compost LLC**

Facility Facts

Identification number	0430905794
Opened, year	1996
Facility acreage	1

Waste Received: 2001, 2002, 2003

	<u>Tons per year</u>	<u>Tons per day (average)</u>
2001	0	0
2002	0	0
2003	0	0

Tons per year and average tons per day are unknown.

Inspections

Facility inspected by	Illinois EPA, Des Plaines Regional Office & DuPage County Dept. of Dvpt. and Environmental Concerns
------------------------------	--

Contacts

Owner

Midwest Compost LLC**
Charles J. Murphy
1195 W. Washington St.
West Chicago, IL 60185
☎ 630-876-8900

Operator

Midwest Compost LLC**
Charles Murphy
1195 W. Washington St.
West Chicago, IL 60185
☎ 630-876-8900

**New owner and operator effective Nov. 2001.

E.C. Rizzi & Assoc. (Active)

County	Will
Municipality	Bolingbrook
Location	449 Murphy Road
Location ☎	630-898-3333
Hours of operation	Mon. - Sat.: 7:30 a.m. - 4:30 p.m.
Waste accepted	Landscape waste only
Tipping fee	N/A
Owner	Joan Tamelng
Operator	E.C. Rizzi & Assoc. Inc.

Facility Facts

Identification number	1974155082
Opened, year	1997
Facility acreage	3.3

Waste Received: 2001, 2002, 2003

	<u>Tons per year</u>	<u>Tons per day (average)</u>
2001	0	0
2002	0	0
2003	0	0

Tons per year and average tons per day are unknown.

Inspections

Facility inspected by	Illinois EPA, Des Plaines Regional Office & Will County Land Use Department, Waste Services Division
------------------------------	--

Contacts

Owner

Joan Tamelng
7500 S. Madison St.
Willowbrook, IL 60521
☎ 630-323-7171

Operator

E.C. Rizzi & Assoc. Inc.
31 W. 310 Schoger Drive
Naperville, IL 60564
☎ 630-898-3333

EMCO Special Waste Transfer Station* (Now Closed)

County	Lake
Municipality	North Chicago
Location	N/A
Location 📍	N/A
Hours of operation	N/A
Waste accepted	Special Waste (liquids) & non-special waste
Tipping fee	N/A
Owner	EMCO Chemical Distributors Inc.
Operator	EMCO Chemical Distributors Inc.

*Certified closed 10-1-02.

Facility Facts

Identification number	0971255088
Opened, year	1998
Facility acreage	N/A

Waste Received: 2001, 2002, 2003

	<u>Tons per year</u>	<u>Tons per day (average)</u>
2001	12,000	0
2002	7,000	0
2003	0	0

2001 and 2002 data was reported in 2003. Average tons per day is unknown.

Inspections

Facility inspected by	Illinois EPA, Des Plaines Regional Office & Lake County Health Dept.
-----------------------	--

Contacts

Owner

EMCO Chemical Distributors Inc.
Jerry Fabian
9114 58th Place, Ste. 900
Kenosha, WI 53144
☎ 262-658-4000

Operator

EMCO Chemical Distributors Inc.
Jerry Fabian
9114 58th Place, Ste. 900
Kenosha, WI 53144
☎ 262-658-4000

Glencoe Water Tower Site & Material Storage Facility (Active)

County	Cook
Municipality	Glencoe
Location	1900 Frontage Rd.
Location ☎	847-835-4111
Hours of operation	Mon. - Sat.: 6 a.m - 6 p.m. (seasonal)
Waste accepted	Landscape waste only
Tipping fee	N/A
Owner	Village of Glencoe, Public Works Dept.
Operator	Village of Glencoe, Public Works Dept.

Facility Facts

Identification number	0310995024
Opened, year	2002*
Facility acreage	2.5

*Permitted to operate on 9-26-02.

Waste Received: 2001, 2002, 2003

	Tons per year	Tons per day (average)
2001	0	0
2002	1,606	0
2003	1,909	0

2002 data reported in 2003 as 5,300 cu. yds. 2003 data reported as 6,300 cu. yds. Both were converted to tons by dividing by 3.3 cu. yds./ton. Average tons per day is unknown.

Inspections

Facility inspected by	Illinois EPA, Des Plaines Regional Office
------------------------------	---

Contacts

Owner

Village of Glencoe, Public Works Dept.
 David C. Mau
 675 Village Court
 Glencoe, IL 60022
 ☎ 847-835-4111

Operator

Village of Glencoe, Public Works Dept.
 David C. Mau
 675 Village Court
 Glencoe, IL 60022-1369
 ☎ 847-835-4111

Gonzales Transfer Station (Under Development)

County	Cook
Municipality	Chicago
Location	4626 W. 42nd St.
Location 📍	N/A
Hours of operation	N/A
Waste accepted	N/A
Tipping fee	N/A
Owner	LaSalle National Trust, North America**
Operator	Gonzales Construction Co.

Facility Facts

Identification number	0316585166
Opened, year	UD*
Facility acreage	2.24

*Development permit issued 12-30-99, permit application to operate has not been received.

Waste Received: 2001, 2002, 2003

	<u>Tons per year</u>	<u>Tons per day (average)</u>
2001	0	0
2002	0	0
2003	0	0

Facility inspected by Illinois EPA, Des Plaines Regional Office & Chicago Department of Environment

Contacts

Owner

LaSalle National Trust, North America**
 Nancy A. Stack
 135 S. LaSalle St., Suite 1840
 Chicago, IL 60603
 ☎ 312-904-2000

Operator

Gonzales Construction Co.
 Alphonse Gonzales
 3725 S. Maplewood
 Chicago, IL 60632
 ☎ N/A

**Trust #'s 10-36658-09 and 26-8457-00.

Great Lakes Disposal Services Transfer Station* (Inactive)

County	Cook
Municipality	Blue Island
Location	13546 S. Western Ave.
Location ☎	708-388-9999
Hours of operation	Mon. - Sat.: 6 a.m. - 6 p.m.
Waste accepted	Municipal, recyclables
Tipping fee	N/A
Owner	Great Lakes Disposal Inc.**
Operator	Great Lakes Disposal Inc.**

*Inactive in 2001, 2002 and 2003.

Facility Facts

Identification number	0310240023
Opened, year	1991
Facility acreage	N/A

Temporarily closed indefinitely.

Waste Received: 2001, 2002, 2003

	<u>Tons per year</u>	<u>Tons per day (average)</u>
2001	0	0
2002	0	0
2003	0	0

Tons per year and average tons per day are unknown for 2003.

Inspections

Facility inspected by	Illinois EPA, Des Plaines Regional Office
------------------------------	---

Contacts

Owner	Operator
Great Lakes Disposal Inc.** Brian Holcomb 13832 S. Kostner Ave. Crestwood, IL 60445 ☎ 708-824-3060	Great Lakes Disposal Inc.** Brian Holcomb 13832 S. Kostner Ave. Crestwood, IL 60445 ☎ 708-824-3060

**A subsidiary of Allied Waste Industries Inc., 15880 N. Greenway-Hayden Loop, Suite 100, Scottsdale, AZ 85260, 480-627-2700. Regional Office: 13832 S. Kostner, Crestwood, IL 60445, 708-824-3060.

Groen Waste Services/Crestwood Transfer Station (Active)

County	Cook
Municipality	Crestwood
Location	4330 W. 137th Place
Location ☎	708-389-6389
Hours of operation	Mon. - Fri.: 5 a.m. - 10 p.m.; Sat.: 5 a.m. - 3 p.m.
Waste accepted	Municipal, landscape waste, recyclables
Tipping fee	N/A
Owner	Allied Waste Transportation Inc.**
Operator	Groen Waste Services

Facility Facts

Identification number	0310600001
Opened, year	1981
Facility acreage	3.04

Waste Received: 2001, 2002, 2003

	<u>Tons per year</u>	<u>Tons per day (average)</u>
2001	368,561	1,445
2002	343,774	1,307
2003	0	0

Inspections

Facility inspected by	Illinois EPA, Des Plaines Regional Office
------------------------------	---

Contacts

Owner

Allied Waste Transportation Inc.**
Brian Holcomb
13832 S. Kostner Ave.
Crestwood, IL 60445
☎ 708-824-3060

Operator

Groen Waste Services
Zaied Aballah
13701 S. Kostner Ave.
Crestwood, IL 60445
☎ 708-385-8252

**A subsidiary of Allied Waste Industries Inc., 15880 N. Greenway-Hayden Loop, Suite 100, Scottsdale, AZ 85260, 480-627-2700. Regional Office: 13832 S. Kostner, Crestwood, IL 60445, 708-824-3060.

Groot Industries/Chicago Transfer Station (Active)

County	Cook
Municipality	Chicago
Location	6747 N. Elmhurst Road
Location ☎	773-242-1977
Hours of operation	Mon.: 12:00 a.m. - Sun: 12:00 a.m.
Waste accepted	Municipal, C & D debris
Tipping fee	N/A
Owner	Groot Industries Inc.
Operator	Groot Industries Inc.

Facility Facts

Identification number	0316760001
Opened, year	1983
Facility acreage	6

Waste Received: 2001, 2002, 2003

	<u>Tons per year</u>	<u>Tons per day (average)</u>
2001	458,888	1,765
2002	484,217	1,862
2003	502,161	1,931

Inspections

Facility inspected by	Illinois EPA, Des Plaines Regional Office & Chicago Department of Environment
------------------------------	---

Contacts

Owner

Groot Industries Inc.
Bob Cordell
2500 Landmeier Road
Elk Grove Village, IL 60007
☎ 847-734-6400

Operator

Groot Industries Inc.
Bob Cordell
2500 Landmeier Road
Elk Grove Village, IL 60007
☎ 847-734-6400

Groot Industries/McCook Transfer Station (Active)

County	Cook
Municipality	McCook
Location	8475 W. 53rd St.
Location ☎	708-485-0900
Hours of operation	Mon. - Sat.: 24 hours/day (with 1 hour for cleanup)
Waste accepted	Municipal, landscape waste, recyclables
Tipping fee	N/A
Owner	Groot Industries Inc.
Operator	Groot Industries Inc.

Facility Facts

Identification number	0311740016
Opened, year	1988
Facility acreage	4.9

Waste Received: 2001, 2002, 2003

	<u>Tons per year</u>	<u>Tons per day (average)</u>
2001	0	0
2002	0	0
2003	195,411	752

Data for 2001 and 2002 not voluntarily reported.

Inspections

Facility inspected by	Illinois EPA, Des Plaines Regional Office
------------------------------	---

Contacts

Owner

Groot Industries Inc.
 Neil Andersen
 2500 Landmeier Road
 Elk Grove Village, IL 60007
 ☎ 847-734-6400

Operator

Groot Industries Inc.
 Neil Andersen
 2500 Landmeier Road
 Elk Grove Village, IL 60007
 ☎ 847-734-6400

Harvey Transfer Station (Active)

County	Cook
Municipality	Harvey
Location	298 E. 152nd St.
Location ☎	708-331-6066
Hours of operation	Mon. - Fri. 6 a.m. - 9 p.m.; Sat. 6 a.m - 4 p.m.
Waste accepted	C & D debris & landscape waste
Tipping fee	N/A
Owner	J & L Enterprises
Operator	Contractors Recycling Service

Facility Facts

Identification number	0311110039
Opened, year	2002*
Facility acreage	1/2

*Permitted to operate 3-26-02.

Waste Received: 2001, 2002, 2003

	<u>Tons per year</u>	<u>Tons per day (average)</u>
2001	0	0
2002	0	0
2003	12,500	50

Tons per year and average tons per day are unknown for 2002.

Inspections

Facility inspected by	Illinois EPA, Des Plaines Regional Office
------------------------------	---

Contacts

Owner

J & L Enterprises
Louis Meneghin
298 E. 152nd St.; P. O. Box 2308
Harvey, IL 60426
☎ N/A

Operator

Contractors Recycling Service
Don Stienstra
P.O. Box 1426
South Holland, IL 60473
☎ 708-331-6066

Highland Park LSW Transfer Station (Active)

County	Lake
Municipality	Highland Park
Location	1150 Half Day Road
Location ☎	847-432-0807
Hours of operation	Mon. - Fri.: 7 a.m. - 5 p.m.
Waste accepted	Landscape waste only*
Tipping fee	N/A
Owner	City of Highland Park, Public Services Center
Operator	City of Highland Park, Public Services Center

*Services only Highland Park.

Facility Facts

Identification number	0970500007
Opened, year	2001*
Facility acreage	5

*Permitted to operate 12-13-01.

Waste Received: 2001, 2002, 2003

	<u>Tons per year</u>	<u>Tons per day (average)</u>
2001	0	0
2002	0	0
2003	50	1

Data for 2001 and 2002 was not available.

Inspections

Facility inspected by	Illinois EPA, Des Plaines Regional Office and Lake County Health Dept.
------------------------------	--

Contacts

Owner

City of Highland Park, Public Services Center
 Bob McCraren, Facilities Manager
 1150 Half Day Road
 Highland Park, IL 60035
 ☎ 847-432-0807

Operator

City of Highland Park, Public Services Center
 Bob McCraren
 1150 Half Day Road
 Highland Park, IL 60035
 ☎ 847-432-0807

Homewood Scavenger Service Transfer Station (Active)

County	Cook
Municipality	East Hazel Crest
Location	17415 S. Ashland Ave.
Location ☎	708-798-1004
Hours of operation	Mon. - Fri.: 5 a.m. - 4 p.m.
Waste accepted	Municipal
Tipping fee	N/A
Owner	Homewood Scavenger Service Inc.
Operator	Homewood Scavenger Service Inc.

Facility Facts

Identification number	0310750002
Opened, year	1983
Facility acreage	1

Waste Received: 2001, 2002, 2003

	<u>Tons per year</u>	<u>Tons per day (average)</u>
2001	0	0
2002	0	0
2003	0	0

Tons per year and average tons per day are unknown.

Inspections

Facility inspected by	Illinois EPA, Des Plaines Regional Office
------------------------------	---

Contacts

Owner

Homewood Scavenger Service Inc.
17415 S. Ashland Ave.
East Hazel Crest, IL 60429
☎ 708-798-1004

Operator

Homewood Scavenger Service Inc.
17415 S. Ashland Ave.
East Hazel Crest, IL 60429
☎ 708-798-1004

Hooker Street Transfer Station* (Active)

County	Cook
Municipality	Chicago
Location	1500 N. Hooker St.
Location ☎	312-994-6031
Hours of operation	Mon. - Sun.: 24 hours daily
Waste accepted	Municipal
Tipping fee	N/A
Owner	Waste Management of Illinois Inc.
Operator	Waste Management of Illinois Inc.**

*Formerly known as Waste Management-Metro/Chicago Transfer Station

Facility Facts

Identification number	0316000052
Opened, year	1981
Facility acreage	7.95

Waste Received: 2001, 2002, 2003

	<u>Tons per year</u>	<u>Tons per day (average)</u>
2001	576,000	1,800
2002	0	0
2003	0	0

Tons per year and average tons per day are unknown for 2002 and 2003.

Inspections

Facility inspected by	Illinois EPA, Des Plaines Regional Office & Chicago Department of Environment
------------------------------	---

Contacts

Owner

Waste Management of Illinois Inc.
Dean Van der Baan
1411 Opus Place, Suite 400
Downers Grove, IL 60515
☎ 630-724-8400

Operator

Waste Management of Illinois Inc.**
Henry Parker
1500 N. Hooker St.
Chicago, IL 60622
☎ 312-915-4780

**A subsidiary of Waste Management of IL & Waste Management Inc. Midwest, 1001 Fannin, Suite 4000, Houston, TX 77002, 713-512-6200. Regional Office: Waste Management of Illinois Inc., 1411 Opus Place, Suite 400, Downers Grove, IL 60515, 630-724-8400.

JKS Ventures Inc. (Active)

County	Cook
Municipality	Melrose Park
Location	3800 W. Lake Avenue - A
Location ☎	708-338-3408
Hours of operation	Mon. - Sat.: 6 a.m. to 6 p.m.
Waste accepted	Landscape waste only*
Tipping fee	N/A
Owner	LaSalle National Trust, North America**
Operator	JKS Ventures Inc.***

*Landscape waste may be stored for a maximum of three days or 300 tons, whichever occurs first, before transfer.

Facility Facts

Identification number	0311860039
Opened, year	1994
Facility acreage	< 1

Waste Received: 2001, 2002, 2003

	<u>Tons per year</u>	<u>Tons per day (average)</u>
2001	0	0
2002	0	0
2003	0	0

Site was not asked to voluntarily report data for 2001, 2002 or 2003.

Inspections

Facility inspected by	Illinois EPA, Des Plaines Regional Office
------------------------------	---

Contacts

Owner

LaSalle National Trust, North America**
Nancy A. Stack
135 S. LaSalle St., Suite 1840
Chicago, IL 60603
☎ 312-904-2000

Operator

JKS Ventures Inc.***
Josephine DiFronzo
8601 W. Bryn Mawr, Suite 116
Chicago, IL 60631
☎ 773-714-9330

**Trust #117478.

***New operator address, phone, and contact person as of 5-27-03.

Kucera Disposal Company (Active)

County	Cook
Municipality	Cicero
Location	1800 S. Laramie Ave.
Location ☎	708-652-0025
Hours of operation	Mon. - Sat.: 5 a.m. - 6 p.m.
Waste accepted	Municipal, recyclables, C & D debris
Tipping fee	\$50/ton
Owner	Frank F. Kucera Co.
Operator	Frank F. Kucera Co.

Facility Facts

Identification number	0310510004
Opened, year	1984
Facility acreage	2.35

Waste Received: 2001, 2002, 2003

	<u>Tons per year</u>	<u>Tons per day (average)</u>
2001	0	0
2002	0	0
2003	0	0

Tons per year and average tons per day are unknown.

Inspections

Facility inspected by	Illinois EPA, Des Plaines Regional Office
------------------------------	---

Contacts

Owner

Frank F. Kucera Co.
1800 S. Laramie Ave.
Cicero, IL 60850
☎ 708-652-0025

Operator

Frank F. Kucera Co.
1800 S. Laramie Ave.
Cicero, IL 60850
☎ 708-652-0025

Lake Forest Transfer Facility (Active)

County	Lake
Municipality	Lake Forest
Location	1381 W. Kennedy Road-B
Location ☎	847-234-5499
Hours of operation	Daily: 7 a.m. - 7 p.m.
Waste accepted	Landscape waste for Lake Forest only*
Tipping fee	Free to residents
Owner	City of Lake Forest
Operator	DK Organics LLC**

*Active mainly on weekends. Under contract with city, for city residents only.

Facility Facts

Identification number	0970805082
Opened, year	1998
Facility acreage	< 1

Waste Received: 2001, 2002, 2003

	<u>Tons per year</u>	<u>Tons per day (average)</u>
2001	0	0
2002	0	0
2003	0	0

Tons per year and average tons per day are unknown.

Inspections

Facility inspected by	Illinois EPA, Des Plaines Regional Office & Lake County Health Department
------------------------------	---

Contacts

Owner

City of Lake Forest
220 E. Deer Path
Lake Forest, IL 60045
☎ 847-615-4218

Operator

DK Organics LLC**
David Gorter
725 N. Skokie Highway, P.O. Box 412
Lake Bluff, IL 60044
☎ 847-234-5499

**New operator as of 8-18-03.

Land & Lakes/Willow Ranch Transfer Station (New)

County	Will
Municipality	Romeoville
Location	1371 N. Joliet Road*
Location ☎	708-720-5100
Hours of operation	Mon. - Fri.: 5 a.m. - 5 p.m.; Sat.: 5 a.m. - 3:30 p.m.
Waste accepted	Landscape waste only
Tipping fee	N/A
Owner	LaSalle Bank National Association
Operator	Land and Lakes Yard Waste Reclamation Inc.

*See pg. 85 for site at same location. Maximum volume shall not exceed 3,000 cu. yds. per day.

Facility Facts

Identification number	1978030003
Opened, year	2003*
Facility acreage	< 1

*Opened 5-22-03.

Waste Received: 2001, 2002, 2003

	<u>Tons per year</u>	<u>Tons per day (average)</u>
2001	0	0
2002	0	0
2003	0	0

Tons per year and average tons per day are unknown.

Inspections

Facility inspected by	Illinois EPA, Des Plaines Regional Office & Will County Land Use Department, Waste Services Division
------------------------------	--

Contacts

Owner

LaSalle Bank National Association
 Dorothy Denning
 2355 S. Arlington Heights Road
 Arlington Heights, IL 60005
 ☎ N/A

Operator

Land and Lakes Yard Waste Reclamation Inc.
 James J. Cowhey, Jr.
 123 N. Northwest Hwy., P.O. Box 778
 Park Ridge, IL 60068
 ☎ 847-825-5000

Land Restoration Products Transfer Station* (Active, Now Closed)

County	Lake
Municipality	Lake Bluff
Location	30120 N. Skokie Highway
Location ☎	847-234-5499
Hours of operation	N/A
Waste accepted	Landscape waste only
Tipping fee	N/A
Owner	MBL Development
Operator	DK Recycling Systems Inc.**

*Closed 1-15-03. Certificate of Closure has not been issued.

Facility Facts

Identification number	0970750013
Opened, year	1995
Facility acreage	1.55

Waste Received: 2001, 2002, 2003

	<u>Tons per year</u>	<u>Tons per day (average)</u>
2001	860	57
2002	195	0
2003	0	0

Inspections

Facility inspected by	Illinois EPA, Des Plaines Regional Office & Lake County Health Department
-----------------------	---

Contacts

Owner

MBL Development
Robert Lenzini
1950 Beverly
Highland Park, IL 60035
☎ 847-634-9561

Operator

DK Recycling Systems Inc.**
Thomas Scheidt
P.O. Box 412
Lake Bluff, IL 60044
☎ 847-234-5499

**Company no longer exists.

Liberty Waste/McCook Transfer Station (Active)

County	Cook
Municipality	McCook
Location	5100 S. Lawndale Ave.
Location 📍	N/A
Hours of operation	Mon. - Fri.: 6 a.m. - 6 p.m.; Sat.: 6 a.m. - noon
Waste accepted	Municipal, landscape, used tires, recyclables, C & D debris
Tipping fee	N/A
Owner	Liberty Waste Services of Illinois LLC**
Operator	Liberty Waste Services of McCook LLC**

Facility Facts

Identification number	0311745027
Opened, year	1997
Facility acreage	11.7

Waste Received: 2001, 2002, 2003

	<u>Tons per year</u>	<u>Tons per day (average)</u>
2001	0	0
2002	0	0
2003	0	0

Tons per year and average tons per day are unknown.

Inspections

Facility inspected by	Illinois EPA, Des Plaines Regional Office
------------------------------	---

Contacts

Owner

Liberty Waste Services of Illinois LLC**
James Lanenga
2400 S. Loomis Street
Chicago, IL 60608
☎ 312-492-0014

Operator

Liberty Waste Services of McCook LLC**
James Lanenga
2400 S. Loomis St.
Chicago, IL 60608
☎ 312-492-0014

**A subsidiary of Allied Waste Industries Inc., 15880 N. Greenway-Hayden Loop, Suite 100, Scottsdale, AZ 85260, 480-627-2700. Regional Office: 13832 S. Kostner, Crestwood, IL 60445, 708-824-3060.

Loop Transfer - 64th Street (Active)

County	Cook
Municipality	Chicago
Location	16 W. 64th St.
Location ☎	773-994-6031
Hours of operation	Mon. - Sun.: 24 hours per day
Waste accepted	Municipal*
Tipping fee	N/A
Owner	Allied Waste North America Inc.**
Operator	Loop Transfer Inc.

*Not to exceed 1,200 cu. yds./day or 100 garbage trucks.

Facility Facts

Identification number	0316680003
Opened, year	1986
Facility acreage	5.9

Waste Received: 2001, 2002, 2003

	<u>Tons per year</u>	<u>Tons per day (average)</u>
2001	0	0
2002	264,000	1,000
2003	0	0

Tons per year and average tons per day are unknown for 2001 and 2003.

Inspections

Facility inspected by	Illinois EPA, Des Plaines Regional Office & Chicago Department of Environment
------------------------------	--

Contacts

Owner	Operator
Allied Waste North America Inc.** James Lanenga 2400 S. Loomis St. Chicago, IL 60608 ☎ 312-492-0014	Loop Transfer Inc. James Lanenga 2400 S. Loomis St. Chicago, IL 60608 ☎ 312-492-0014

**A subsidiary of Allied Waste Industries Inc., 15880 N. Greenway-Hayden Loop, Suite 100, Scottsdale, AZ 85260, 480-627-2700. Regional Office: 13832 S. Kostner, Crestwood, IL 60445, 708-824-3060.

Medill Material Recovery & Recycling Facility (Active)

County	Cook
Municipality	Chicago
Location	1633 W. Medill Ave.
Location ☎	773-843-3341
Hours of operation	Mon. - Sat. 24 hours
Waste accepted	Municipal, recyclables*
Tipping fee	N/A
Owner	Chicago Department of Streets & Sanitation
Operator	Allied Waste Transportation Inc.**

*Blue Bag recycling participant. Overnight storage is allowed experimentally on 1-31-03. New operator as of 5-22-03.

Facility Facts

Identification number	0316075074
Opened, year	1995
Facility acreage	5.4

Waste Received: 2001, 2002, 2003

	<u>Tons per year</u>	<u>Tons per day (average)</u>
2001	245,335	982
2002	232,130	893
2003	0	0

Tons per year and average tons per day are unknown for 2003.

Inspections

Facility inspected by	Illinois EPA, Des Plaines Regional Office & Chicago Department of Environment
------------------------------	---

Contacts

Owner	Operator
Chicago Department of Streets & Sanitation Al Sanchez 121 N. LaSalle St., Room 704 Chicago, IL 60602 ☎ 312-744-4611	Allied Waste Transportation Inc.** James Lanenga 2400 S. Loomis St. Chicago, IL 60608 ☎ 312-492-0014

**A subsidiary of Allied Waste Industries Inc., 15880 N. Greenway-Hayden Loop, Suite 100, Scottsdale, AZ 85260, 480-627-2700. Regional Office: 13832 S. Kostner, Crestwood, IL 60445, 708-824-3060.

Midtown Transfer* (Active)

County	Cook
Municipality	Chicago
Location	1220 W. Carroll Ave.
Location ☎	312-492-0014
Hours of operation	Mon. - Fri.: 5 a.m. - 7 p.m.
Waste accepted	Municipal
Tipping fee	N/A
Owner	BFI Waste Systems of North America Inc.**
Operator	BFI Waste Systems of North America Inc.**

*Formerly known as BFI-Midtown Transfer.

Facility Facts

Identification number	0316280008
Opened, year	1982
Facility acreage	1.09

Waste Received: 2001, 2002, 2003

	<u>Tons per year</u>	<u>Tons per day (average)</u>
2001	0	0
2002	237,600	900
2003	0	0

Tons per year and average tons per day are unknown for 2001 and 2003.

Inspections

Facility inspected by	Illinois EPA, Des Plaines Regional Office & Chicago Department of Environment
------------------------------	---

Contacts

Owner

BFI Waste Systems of North America Inc.**
James Lanenga
1220 W. Carroll Ave.
Chicago, IL 60607
☎ 312-492-0014

Operator

BFI Waste Systems of North America Inc.**
James Lanenga
1220 W. Carroll Ave.
Chicago, IL 60607
☎ 312-492-0014

**A subsidiary of Allied Waste Industries Inc., 15880 N. Greenway-Hayden Loop, Suite 100, Scottsdale, AZ 85260, 480-627-2700. Regional Office: 13832 S. Kostner, Crestwood, IL 60445, 708-824-3060.

Montgomery Landscape Waste Collection Site (Active)

County	Kane
Municipality	Montgomery
Location	891 Knell Road
Location ☎	630-896-9241
Hours of operation	Mon. - Fri.: 7 a.m. - 3 p.m.
Waste accepted	Leaves*
Tipping fee	N/A
Owner	Village of Montgomery, Public Works Dept.
Operator	Village of Montgomery, Public Works Dept.

*Leaves are collected in the Fall from the Village only.

Facility Facts

Identification number	0894690004
Opened, year	2000
Facility acreage	<1

Waste Received: 2001, 2002, 2003

	<u>Tons per year</u>	<u>Tons per day (average)</u>
2001	0	0
2002	0	0
2003	0	0

Tons per year and average tons per day are unknown.

Inspections

Facility inspected by	Illinois EPA, Des Plaines Regional Office
------------------------------	---

Contacts

Owner

Village of Montgomery, Public Works Dept.
 Mike Pubentz
 1300 S. Broadway
 Montgomery, IL 60538
 ☎ 630-896-1354

Operator

Village of Montgomery, Public Works Dept.
 Mike Pubentz
 1300 S. Broadway
 Montgomery, IL 60538
 ☎ 630-896-1354

Mr. K's Garden & Material Center Transfer Station (Active)

County	Cook
Municipality	Park Ridge
Location	1440 W. Higgins Road
Location ☎	847-692-2118
Hours of operation	Mon. - Fri.: 8 a.m. - 7 p.m.
Waste accepted	Landscape waste only
Tipping fee	N/A
Owner	Mr. K's Garden & Material Center
Operator	Mr. K's Garden & Material Center

Facility Facts

Identification number	0312460019
Opened, year	1996
Facility acreage	2.19

Waste Received: 2001, 2002, 2003

	<u>Tons per year</u>	<u>Tons per day (average)</u>
2001	0	0
2002	0	0
2003	0	0

Tons per year and average tons per day are unknown.

Inspections

Facility inspected by	Illinois EPA, Des Plaines Regional Office
------------------------------	---

Contacts

Owner

Mr. K's Garden & Material Center
Mark Kowalski
1440 W. Higgins Road
Park Ridge, IL 60068
☎ 847-692-2118

Operator

Mr. K's Garden & Material Center
Mark Kowalski
1440 W. Higgins Road
Park Ridge, IL 60068
☎ 847-692-2118

Northwest Material Recovery & Recycling Facility (Active)

County	Cook
Municipality	Chicago
Location	750 N. Kilbourn Ave.
Location ☎	773-473-6801
Hours of operation	Continuous from 5 a.m. Mon. - 5 p.m. Sat.
Waste accepted	Municipal, landscape waste, recyclables*
Tipping fee	N/A
Owner	Chicago Department of Streets & Sanitation
Operator	Allied Waste Transportation Inc.**

*Blue Bag recycling participant. Overnight storage of waste is permitted. New operator on 2-15-03.

Facility Facts

Identification number	0316265018
Opened, year	1995
Facility acreage	10

Waste Received: 2001, 2002, 2003

	<u>Tons per year</u>	<u>Tons per day (average)</u>
2001	394,758	1,580
2002	373,136	1,435
2003	0	0

Tons per year and average tons per day are unknown for 2003.

Inspections

Facility inspected by	Illinois EPA, Des Plaines Regional Office & Chicago Department of Environment
------------------------------	---

Contacts

Owner	Operator
Chicago Department of Streets & Sanitation Al Sanchez 121 N. LaSalle St., Room 704 Chicago, IL 60602 ☎ 312-744-4611	Allied Waste Transportation Inc.** James Lanenga 2400 S. Loomis St. Chicago, IL 60608 ☎ 312-492-0014

**A subsidiary of Allied Waste Industries Inc., 15880 N. Greenway-Hayden Loop, Suite 100, Scottsdale, AZ 85260, 480-627-2700. Regional Office: 13832 S. Kostner, Crestwood, IL 60445, 708-824-3060.

Onyx Waste Services/Evanston Transfer (Active)

County	Cook
Municipality	Evanston
Location	1711 Church St.
Location ☎	847-328-5100
Hours of operation	Mon. - Sat.: 6 a.m. - 6 p.m.
Waste accepted	Municipal*
Tipping fee	\$67/ton
Owner	Onyx Waste Services Inc.**
Operator	Onyx Waste Services Inc.**

*Only accepts waste hauled by their own company.

Facility Facts

Identification number	0310810003
Opened, year	1984
Facility acreage	1.69

Waste Received: 2001, 2002, 2003

	<u>Tons per year</u>	<u>Tons per day (average)</u>
2001	0	0
2002	0	0
2003	5,000	750

Tons per year and average tons per day are unknown for 2001 and 2002.

Inspections

Facility inspected by	Illinois EPA, Des Plaines Regional Office
------------------------------	---

Contacts

Owner

Onyx Waste Services Inc.**
Jeff Hayes
2800 Shermer Road
Northbrook, IL 60062
☎ 847-272-4145

Operator

Onyx Waste Services Inc.**
Jeff Hayes
1712 Church St.
Evanston, IL 60201
☎ 847-328-5100

**An affiliate of Onyx Waste Services, 125 S. 84th St., Suite 200, Milwaukee, WI 53214, 414-479-7800 and a subsidiary of Onyx North America, 1605 Main St., Ste. 904, Sarasota, FL 34236, 941-953-9111 and Veolia Environnement, France.

Onyx Waste Services/Melrose Park Transfer (Active)

County	Cook
Municipality	Melrose Park
Location	4700 W. Lake St.
Location ☎	708-345-7735
Hours of operation	24 hours per day
Waste accepted	Municipal
Tipping fee	N/A
Owner	Onyx Waste Services Inc.**
Operator	Onyx Waste Services Inc.**

Facility Facts

Identification number	0311865053
Opened, year	1998
Facility acreage	4

Waste Received: 2001, 2002, 2003

	<u>Tons per year</u>	<u>Tons per day (average)</u>
2001	0	0
2002	500,900	1,926
2003	505,000	1,942

Tons per year and average tons per day are unknown for 2001. Data for 2002 reported in 2003.

Inspections

Facility inspected by	Illinois EPA, Des Plaines Regional Office
------------------------------	---

Contacts

Owner

Onyx Waste Services Inc.**
Mike Fenwick
4700 W. Lake St.
Melrose Park, IL 60160
☎ 708-345-7735

Operator

Onyx Waste Services Inc.**
Mike Fenwick
4700 W. Lake St.
Melrose Park, IL 60160
☎ 708-345-7735

**An affiliate of Onyx Waste Services, 125 S. 84th St., Suite 200, Milwaukee, WI 53214, 414-479-7800 and a subsidiary of Onyx North America, 1605 Main St., Ste. 904, Sarasota, FL 34236, 941-953-9111 and Veolia Environnement, France.

Onyx Waste Services/Northbrook Transfer (Active)

County	Cook
Municipality	Northbrook
Location	2750 Shermer Road
Location ☎	847-272-4145
Hours of operation	Mon. - Fri.: 6 a.m. - 3:30 p.m.
Waste accepted	Municipal
Tipping fee	\$55/ton
Owner	Onyx Waste Services Inc.**
Operator	Onyx Waste Services Inc.**

Facility Facts

Identification number	0312073004
Opened, year	1983
Facility acreage	1

Waste Received: 2001, 2002, 2003

	<u>Tons per year</u>	<u>Tons per day (average)</u>
2001	117,000	450
2002	117,000	450
2003	130,000	500

Inspections

Facility inspected by	Illinois EPA, Des Plaines Regional Office
------------------------------	---

Contacts

Owner

Onyx Waste Services Inc.**
Jeff Hayes
2800 Shermer Road
Northbrook, IL 60062
☎ 847-272-4145

Operator

Onyx Waste Services Inc.**
Jeff Hayes
2750 Shermer Road
Northbrook, IL 60062
☎ 847-272-4145

**An affiliate of Onyx Waste Services, 125 S. 84th St., Suite 200, Milwaukee, WI 53214, 414-479-7800 and a subsidiary of Onyx North America, 1605 Main St., Ste. 904, Sarasota, FL 34236, 941-953-9111 and Veolia Environnement, France.

Planet Recovery Transfer Station* (Active)

County	Cook
Municipality	Chicago
Location	1750-1850 W. Carroll Ave.
Location ☎	312-226-0092
Hours of operation	Mon. - Sun.: 24 hours
Waste accepted	Municipal, recyclables
Tipping fee	N/A
Owner	Allied Waste North America Inc.**
Operator	Allied Waste Transportation Inc.**
Construction of a new transfer building was approved on 8-7-01 & operation approved on 11-13-02.	

Facility Facts

Identification number	0316280012
Opened, year	1985
Facility acreage	1.7

Waste Received: 2001, 2002, 2003

	<u>Tons per year</u>	<u>Tons per day (average)</u>
2001	0	0
2002	290,400	1,100
2003	0	0

Tons per year and average tons per day are unknown for 2001 and 2003.

Inspections

Facility inspected by	Illinois EPA, Des Plaines Regional Office & Chicago Department of Environment
------------------------------	---

Contacts

Owner

Allied Waste North America Inc.**
James Lanenga
2400 S. Loomis St.
Chicago, IL 60608
☎ 312-492-0014

Operator

Allied Waste Transportation Inc.**
James Lanenga
2400 S. Loomis St.
Chicago, IL 60608
☎ 312-492-0014

*Transfer of ownership/operation/site name on 8-7-01.

**A subsidiary of Allied Waste Industries Inc., 15880 N. Greenway-Hayden Loop, Suite 100, Scottsdale, AZ 85260, 480-627-2700. Regional Office: 13832 S. Kostner, Crestwood, IL 60445, 708-824-3060.

Ravenswood Disposal Service Transfer Station (Active)

County	Cook
Municipality	Chicago
Location	200 N. Talman Ave.
Location ☎	773-638-7676
Hours of operation	Mon. - Fri.: 6 a.m. - 11 p.m.; Sat.: 6 a.m. - 5 p.m.
Waste accepted	C & D debris
Tipping fee	\$55/ton
Owner	Ravenswood Disposal Service Inc.
Operator	Ravenswood Disposal Service Inc.

Facility Facts

Identification number	0316270011
Opened, year	1994
Facility acreage	1.6

Waste Received: 2001, 2002, 2003

	<u>Tons per year</u>	<u>Tons per day (average)</u>
2001	34,500	1,200
2002	34,500	1,200
2003	355,430	0

Average tons per day information for 2003 was presented as 1,400 yards rather than tons.

Inspections

Facility inspected by	Illinois EPA, Des Plaines Regional Office & Chicago Department of Environment
------------------------------	---

Contacts

Owner

Ravenswood Disposal Service Inc.
Branko Vardijan
221 N. Washtenaw
Chicago, IL 60612
☎ 773-638-7676

Operator

Ravenswood Disposal Service Inc.
Branko Vardijan
200 N. Talman Ave.
Chicago, IL 60612
☎ 773-638-7676

River Bend Prairie Recycling & Transfer Facility* (Active)

County	Cook
Municipality	Chicago
Location	1258 E. 138th St.
Location ☎	773-995-7631
Hours of operation	Mon. - Sun.: 24 hours daily if necessary
Waste accepted	MSW, non-special bulk waste, landscape waste, recyclables
Tipping fee	N/A
Owner	Marina Developments Inc.**
Operator	Land & Lakes Co.

*Also known as Land & Lakes Transfer Station. Maximum volume shall not exceed 1,000 tons per day.

Facility Facts

Identification number	0316550016
Opened, year	1999
Facility acreage	6.76

Waste Received: 2001, 2002, 2003

	<u>Tons per year</u>	<u>Tons per day (average)</u>
2001	0	0
2002	0	0
2003	0	0

Tons per year and average tons per day are unknown.

Inspections

Facility inspected by	Illinois EPA, Des Plaines Regional Office & Chicago Department of Environment
------------------------------	---

Contacts

Owner

Marina Developments Inc.**
James J. Cowhey, Jr.
123 N. Northwest Highway; P.O. Box 778
Park Ridge, IL 60068
☎ 847-825-5000

Operator

Land & Lakes Co.
James J. Cowhey, Jr.
123 N. Northwest Hwy., P.O. Box 778
Park Ridge, IL 60068
☎ 847-825-5000

**A subsidiary of Land and Lakes Company.

Riverdale Recycling (Active)

County	Cook
Municipality	Riverdale
Location	13903 S. Ashland Ave.
Location ☎	708-388-9910
Hours of operation	Sun. - Sat.: 24 hours daily
Waste accepted	Municipal, recyclables
Tipping fee	N/A
Owner	Riverdale Recycling Inc.
Operator	Tri-State Disposal Inc.

Facility Facts

Identification number	0312580014
Opened, year	1997
Facility acreage	11.5

Waste Received: 2001, 2002, 2003

	<u>Tons per year</u>	<u>Tons per day (average)</u>
2001	0	0
2002	171,600	550
2003	0	0

Tons per year and average tons per day are unknown for 2001 and 2003.

Inspections

Facility inspected by	Illinois EPA, Des Plaines Regional Office
------------------------------	---

Contacts

Owner

Riverdale Recycling Inc.
Kristi Vorderer
13901 S. Ashland Ave.
Riverdale, IL 60827
☎ 708-489-1900

Operator

Tri-State Disposal Inc.
Sheryl Germany
13903 S. Ashland Ave.
Riverdale, IL 60827
☎ 708-388-9910

Rocks-Ann Trucking Inc. (New)

County	Lake
Municipality	Waukegan
Location	3030 10th St.
Location ☎	847-249-9120
Hours of operation	Mon. - Fri.: 7 a.m. - 4 p.m.; Sat.: 7 a.m. - noon
Waste accepted	Landscape waste only
Tipping fee	N/A
Owner	State Bank of the Lakes**
Operator	Rocks-Ann Trucking Inc.

Facility Facts

Identification number	0971900053
Opened, year	2003*
Facility acreage	1.1

*Permitted to operate 6-30-03.

Waste Received: 2001, 2002, 2003

	<u>Tons per year</u>	<u>Tons per day (average)</u>
2001	0	0
2002	0	0
2003	0	0

Site was not asked to voluntarily report data for 2003.

Inspections

Facility inspected by	Illinois EPA, Des Plaines Regional Office & Lake County Health Department
-----------------------	---

Contacts

Owner

State Bank of the Lakes**
Carolyn J. Blanchette
400 Lake Street
Antioch, IL 60002-1406
☎ 630-223-0414

Operator

Rocks-Ann Trucking Inc.
Ann Slayton
3030 10th St.
Waukegan, IL 60085
☎ 847-249-9120

**Trust 97-108.

Rolling Meadows Transfer Station (Active)

County	Cook
Municipality	Rolling Meadows
Location	3851 Berdnick St.
Location ☎	847-776-7529
Hours of operation	Mon. - Fri.: 6 a.m. - 4 p.m.; Sat.: 6 a.m. - 11 a.m.
Waste accepted	Municipal
Tipping fee	\$45/ton (2 ton minimum)
Owner	City of Rolling Meadows
Operator	Onyx Waste Services Inc.**

Facility Facts

Identification number	0312730009
Opened, year	1991
Facility acreage	2.5

Waste Received: 2001, 2002, 2003

	<u>Tons per year</u>	<u>Tons per day (average)</u>
2001	249,266	799
2002	245,364	873
2003	254,320	850

Inspections

Facility inspected by	Illinois EPA, Des Plaines Regional Office
------------------------------	---

Contacts

Owner

City of Rolling Meadows
3900 Berdnick St.
Rolling Meadows, IL 60008
☎ 847-963-0500

Operator

Onyx Waste Services Inc.**
Marc Moxon
3851 Berdnick St.
Rolling Meadows, IL 60008
☎ 847-776-7529

**An affiliate of Onyx Waste Services, 125 S. 84th St., Suite 200, Milwaukee, WI 53214, 414-479-7800 and a subsidiary of Onyx North America, 1605 Main St., Ste. 904, Sarasota, FL 34236, 941-953-9111 and Veolia Environnement, France.

Shred-All Recycling Systems Transfer Station* (Active)

County	Cook
Municipality	Chicago
Location	1231 W. 42nd St.
Location ☎	773-523-6900
Hours of operation	Mon. - Sat.: 23 hours daily - 3 a.m. - 2 a.m.
Waste accepted	Municipal, recyclables
Tipping fee	N/A
Owner	American Disposal Services of Illinois Inc.**
Operator	Shred-All Recycling Systems Inc.**

*See also SRS North Lot on pg. R2.74

Facility Facts

Identification number	0316610042
Opened, year	1993
Facility acreage	2.89

Waste Received: 2001, 2002, 2003

	<u>Tons per year</u>	<u>Tons per day (average)</u>
2001	0	0
2002	211,200	800
2003	0	0

Tons per year and average tons per day are unknown for 2001 and 2003.

Inspections

Facility inspected by	Illinois EPA, Des Plaines Regional Office & Chicago Department of Environment
------------------------------	---

Contacts

Owner	Operator
American Disposal Services of Illinois Inc.** James Lanenga 2400 S. Loomis St. Chicago, IL 60608 ☎ 312-492-0014	Shred-All Recycling Systems Inc.** James Lanenga 2400 S. Loomis St. Chicago, IL 60608 ☎ 312-492-0014

**A subsidiary of Allied Waste Industries Inc., 15880 N. Greenway-Hayden Loop, Suite 100, Scottsdale, AZ 85260, 480-627-2700. Regional Office: 13832 S. Kostner, Crestwood, IL 60445, 708-824-3060.

Skyline Disposal Co. Inc.* (Closed)

County	Cook
Municipality	Chicago Heights
Location	66 E. 24th St.
Location ☎	708-754-5460
Hours of operation	Mon. - Fri.: 7 a.m. - 5 p.m.; Sat.: 7 a.m. - noon
Waste accepted	Landscape waste only
Tipping fee	N/A
Owner	Skyline Disposal Co. Inc.
Operator	Skyline Disposal Co. Inc.

*Inactive 2001-2003.

Facility Facts

Identification number	0310453006
Opened, year	1999*
Facility acreage	1.03

*Certificate of Closure filed on 1-11-01.

Waste Received: 2001, 2002, 2003

	<u>Tons per year</u>	<u>Tons per day (average)</u>
2001	900	0
2002	0	0
2003	0	0

Inspections

Facility inspected by	Illinois EPA, Des Plaines Regional Office
------------------------------	---

Contacts

Owner

Skyline Disposal Co. Inc.
Gary Blue
66 E. 24th St.
Chicago Heights, IL 60411
☎ 708-754-5460

Operator

Skyline Disposal Co. Inc.
Gary Blue
66 E. 24th St.
Chicago Heights, IL 60411
☎ 708-754-5460

SRS North Lot* (Active)

County	Cook
Municipality	Chicago
Location	1230 W. 42nd St.
Location ☎	312-492-0014
Hours of operation	Mon.- Sun. 3 a.m. - 2 a.m.
Waste accepted	C & D debris
Tipping fee	N/A
Owner	E.L.K. Corporation
Operator	Shred-All Recycling Systems Inc.**

*Designed to function in conjunction with Shred-All Recycling Systems facility to the south.

Facility Facts

Identification number	0316595045
Opened, year	1996
Facility acreage	1.03

Waste Received: 2001, 2002, 2003

	<u>Tons per year</u>	<u>Tons per day (average)</u>
2001	0	0
2002	211,200	800
2003	0	0

Tons per year and average tons per day are unknown for 2001 and 2003.

Inspections

Facility inspected by	Illinois EPA, Des Plaines Regional Office & Chicago Department of Environment
------------------------------	---

Contacts

Owner

E.L.K. Corporation
Eugene Kohn
4230 S. Racine Ave.
Chicago, IL 60609
☎ 773-523-1566

Operator

Shred-All Recycling Systems Inc.**
James Lanenga
2400 S. Loomis St.
Chicago, IL 60608
☎ 312-492-0014

**A subsidiary of Allied Waste Industries Inc., 15880 N. Greenway-Hayden Loop, Suite 100, Scottsdale, AZ 85260, 480-627-2700. Regional Office: 13832 S. Kostner, Crestwood, IL 60445, 708-824-3060.

Star Disposal Service Transfer Station (Active)

County	Cook
Municipality	Park Forest
Location	25 South St.
Location ☎	708-748-8381
Hours of operation	Mon. - Fri.: 6 a.m. - 4 p.m.
Waste accepted	Municipal
Tipping fee	N/A
Owner	Homewood Scavenger Service Inc.
Operator	Homewood Scavenger Service Inc.

Facility Facts

Identification number	0314740001
Opened, year	1981
Facility acreage	3.84

Waste Received: 2001, 2002, 2003

	<u>Tons per year</u>	<u>Tons per day (average)</u>
2001	0	0
2002	0	0
2003	0	0

Tons per year and average tons per day are unknown.

Inspections

Facility inspected by	Illinois EPA, Des Plaines Regional Office
------------------------------	---

Contacts

Owner

Homewood Scavenger Service Inc.
17415 S. Ashland Ave.
East Hazel Crest, IL 60429
☎ 708-798-1004

Operator

Homewood Scavenger Service Inc.
17415 S. Ashland Ave.
East Hazel Crest, IL 60429
☎ 708-798-1004

United Disposal of Bradley Transfer Station (Active)

County	Kankakee
Municipality	Bradley
Location	1000 E. Liberty, P. O. Box 179
Location ☎	815-933-0081
Hours of operation	Mon. - Sat.: 6 a.m. - 5 p.m.
Waste accepted	Municipal
Tipping fee	N/A
Owner	United Disposal of Bradley Inc.**
Operator	United Disposal of Bradley Inc.**

Facility Facts

Identification number	0910200013
Opened, year	1995
Facility acreage	4.7

Waste Received: 2001, 2002, 2003

	<u>Tons per year</u>	<u>Tons per day (average)</u>
2001	0	0
2002	0	0
2003	0	0

Tons per year and average tons per day are unknown.

Inspections

Facility inspected by	Illinois EPA, Des Plaines Regional Office & Kankakee County Health Department
-----------------------	---

Contacts

Owner

United Disposal of Bradley Inc.**
Mike Watson
1000 E. Liberty, P.O. Box 179
Bradley, IL 60915
☎ 815-933-0081

Operator

United Disposal of Bradley Inc.**
Mike Watson
1000 E. Liberty, P.O. Box 179
Bradley, IL 60915
☎ 815-933-0017

**Trust #0799, Municipal Trust & Savings Bank, Box 146, Bourbonnais, IL 60914, 815-226-9803.

Waste Management-Elburn Transfer* (Active)

County	Kane
Municipality	Elburn
Location	1 N. 138th Linlar St.
Location ☎	630-232-4390
Hours of operation	Mon. - Fri.: 6 a.m. - 5 p.m.; Sat.: 8 a.m. - noon
Waste accepted	Non-special waste, municipal
Tipping fee	\$45/ton
Owner	Waste Management of Illinois Inc.**
Operator	Waste Management of Illinois Inc.**

*Formerly Speedway Disposal and Recycling.

Facility Facts

Identification number	0898030004
Opened, year	1992
Facility acreage	4.7

Waste Received: 2001, 2002, 2003

	<u>Tons per year</u>	<u>Tons per day (average)</u>
2001	0	0
2002	0	0
2003	107,572	0

Average tons per day is unknown.

Inspections

Facility inspected by	Illinois EPA, Des Plaines Regional Office
-----------------------	---

Contacts

Owner

Waste Management of Illinois Inc.**
Doug Hopkins
1 N. 138 Linlar Dr.
Elburn, IL 60119
☎ 630-232-4390

Operator

Waste Management of Illinois Inc.**
Doug Hopkins
1 N. 138 Linlar Dr.
Elburn, IL 60119
☎ 630-232-4390

**A subsidiary of Waste Management Inc. Midwest, 1001 Fannin, Suite 4000, Houston, TX 77002, 713-512-6200. Regional Office: Waste Management of Illinois Inc., 1411 Opus Place, Suite 400, Downers Grove, IL 60515, 630-724-8400.

Waste Management-Joliet Transfer Station* (Active)

County	Will
Municipality	Joliet
Location	2850 Mound Road
Location ☎	815-729-4105
Hours of operation	Mon. - Sat.: 4 a.m. - 8 p.m.
Waste accepted	Municipal, C & D debris
Tipping fee	\$48.25/ton
Owner	Waste Management of Illinois Inc.**
Operator	Waste Management of Illinois Inc.**

*Formerly CDT Transfer Material Recovery Facility; new name in 2002.

Facility Facts

Identification number	1970450096
Opened, year	1996
Facility acreage	8.73

Waste Received: 2001, 2002, 2003

	<u>Tons per year</u>	<u>Tons per day (average)</u>
2001	0	0
2002	171,041	546
2003	188,748	640

Tons per year and average tons per day are unknown for 2001.

Inspections

Facility inspected by	Illinois EPA, Des Plaines Regional Office & Will County Land Use Department, Waste Services Division
-----------------------	--

Contacts

Owner

Waste Management of Illinois Inc.**
Pat McDowell
2100 Moen Ave.
Rockdale, IL 60634
☎ 815-773-1166

Operator

Waste Management of Illinois Inc.**
Pat McDowell
2100 Moen Ave.
Rockdale, IL 60436
☎ 815-773-1166

**A subsidiary of Waste Management Inc. Midwest, 1001 Fannin, Suite 4000, Houston, TX 77002, 713-512-6200. Regional Office: Waste Management of Illinois Inc., 1411 Opus Place, Suite 400, Downers Grove, IL 60515, 630-724-8400.

Waste Mgt.-Metro/Stickney Transfer Station (Active)

County	Cook
Municipality	Stickney
Location	3815 S. Laramie Ave.
Location ☎	708-656-5350
Hours of operation	Mon. - Sat.: 12 a.m. - 4 p.m.
Waste accepted	Municipal, PIMW*
Tipping fee	\$52/ton
Owner	Waste Management of Illinois Inc.
Operator	Waste Management of Illinois Inc.**

*PIMW at site collected by another owner/operator.

Facility Facts

Identification number	0313000001
Opened, year	1980
Facility acreage	9.27

Waste Received: 2001, 2002, 2003

	<u>Tons per year</u>	<u>Tons per day (average)</u>
2001	450,000	1,500
2002	255,231	819
2003	315,477	1,008

Reported 2002 data in 2003.

Inspections

Facility inspected by	Illinois EPA, Des Plaines Regional Office
-----------------------	---

Contacts

Owner

Waste Management of Illinois Inc.
Dean Van der Baan
1411 Opus Place, Suite 400
Downers Grove, IL 60515
☎ 630-724-8400

Operator

Waste Management of Illinois Inc.**
Tim Kuerschner
3815 S. Laramie Ave.
Stickney, IL 60650
☎ 708-656-5350 or 217-222-5031

**A subsidiary of Waste Management Inc. Midwest, 1001 Fannin, Suite 4000, Houston, TX 77002, 713-512-6200. Regional Office: Waste Management of Illinois Inc., 1411 Opus Place, Suite 400, Downers Grove, IL 60515, 630-724-8400.

Waste Mgt.-North/McHenry Transfer Station (Active)

County	McHenry
Municipality	McHenry
Location	1713 S. Route 31
Location ☎	815-385-2863
Hours of operation	Mon. - Fri.: 6 a.m. - 7 p.m.; Sat.: 6 a.m. - 4 p.m.
Waste accepted	Landscape waste only
Tipping fee	N/A
Owner	Waste Management of Illinois Inc.**
Operator	Waste Management - North/McHenry**

Facility Facts

Identification number	1110605043
Opened, year	1998
Facility acreage	4.74

Waste Received: 2001, 2002, 2003

	<u>Tons per year</u>	<u>Tons per day (average)</u>
2001	429	0
2002	869	0
2003	160	0

Tons per year and average tons per day are unknown.

Inspections

Facility inspected by	Illinois EPA, Des Plaines Regional Office & McHenry County Health Department
-----------------------	--

Contacts

Owner

Waste Management of Illinois Inc.**
Norm Lewis
2233 W. Highway 173
Antioch, IL 60002
☎ 847-395-2020

Operator

Waste Management - North/McHenry**
Norm Lewis
1713 S. Route 31
McHenry, IL 60050
☎ 847-395-2020

**A subsidiary of Waste Management Inc. Midwest, 1001 Fannin, Suite 4000, Houston, TX 77002, 713-512-6200. Regional Office: Waste Management of Illinois Inc., 1411 Opus Place, Suite 400, Downers Grove, IL 60515, 630-724-8400.

Waste Mgt.-Northwest/Wheeling Transfer Station (Active)

County	Cook
Municipality	Wheeling
Location	350 Sumac Road
Location ☎	847-520-0059 x 16
Hours of operation	Mon. - Fri.: 5 a.m. - 6:30 p.m.; Sat.: 6 a.m. - noon
Waste accepted	Municipal, recyclables
Tipping fee	\$47/ton
Owner	Waste Management of Illinois Inc.
Operator	Waste Management of Illinois Inc.**

Facility Facts

Identification number	0313240004
Opened, year	1984
Facility acreage	1.32

Waste Received: 2001, 2002, 2003

	<u>Tons per year</u>	<u>Tons per day (average)</u>
2001	338,763	1,323
2002	349,276	1,369
2003	344,813	1,326

Inspections

Facility inspected by	Illinois EPA, Des Plaines Regional Office
------------------------------	---

Contacts

Owner

Waste Management of Illinois Inc.
Dean Van der Baan
1411 Opus Place, Suite 400
Downers Grove, IL 60515
☎ 630-724-8400

Operator

Waste Management of Illinois Inc.**
John Gerger
1021 E. Green St., P.O. Box 278
Franklin Park, IL 60131
☎ 847-520-0059 Ext. 16

**A subsidiary of Waste Management Inc. Midwest, 1001 Fannin, Suite 4000, Houston, TX 77002, 713-512-6200. Regional Office: Waste Management of Illinois Inc., 1411 Opus Place, Suite 400, Downers Grove, IL 60515, 630-724-8400.

Waste Mgt.-South Suburbs/Recycle America* (Active, Now Closed)

County	Cook
Municipality	Alsip
Location	11601 S. Austin Ave.
Location ☎	708-388-8855
Hours of operation	Mon. - Fri.: 4 a.m. - 8 p.m.
Waste accepted	Municipal
Tipping fee	N/A
Owner	Waste Management of Illinois Inc.
Operator	Waste Management - Alsip Transfer**

Facility Facts

Identification number	0310030003
Opened, year	1982
Facility acreage	1.8

*Certified closed 7-15-03.

Waste Received: 2001, 2002, 2003

	<u>Tons per year</u>	<u>Tons per day (average)</u>
2001	157,330	605
2002	136,704	526
2003	169,566	652

2002 data reported differently in 2003.

Inspections

Facility inspected by	Illinois EPA, Des Plaines Regional Office
------------------------------	---

Contacts

Owner

Waste Management of Illinois Inc.
Dean Van der Baan
1411 Opus Place, Suite 400
Downers Grove, IL 60515
☎ 630-724-8400

Operator

Waste Management - Alsip Transfer**
Jeff Mack
11601 S. Austin Ave.
Alsip, IL 60803
☎ 708-388-8855

**A subsidiary of Waste Management Inc. Midwest, 1001 Fannin, Suite 4000, Houston, TX 77002, 713-512-6200. Regional Office: Waste Management of Illinois Inc., 1411 Opus Place, Suite 400, Downers Grove, IL 60515, 630-724-8400.

West Cook Transfer Station (Active)

County	Cook
Municipality	Forest View
Location	6201 W. Canal Bank Road
Location ☎	708-458-0521
Hours of operation	Mon. - Sun.: 24 hours daily
Waste accepted	Municipal
Tipping fee	\$40/ton
Owner	Town and Country Transfer LLC
Operator	Heartland Recycling LLC

Facility Facts

Identification number	0310930005
Opened, year	1997
Facility acreage	4.96

Waste Received: 2001, 2002, 2003

	<u>Tons per year</u>	<u>Tons per day (average)</u>
2001	250,000	1,000
2002	275,000	1,100
2003	275,000	1,100

Inspections

Facility inspected by	Illinois EPA, Des Plaines Regional Office
------------------------------	---

Contacts

Owner

Town and Country Transfer LLC
Loretta F. Volini
6201 W. Canal Bank Road
Forest View, IL 60402
☎ 708-458-9800

Operator

Heartland Recycling LLC
Loretta F. Volini
6201 W. Canal Bank Road
Forest View, IL 60402
☎ 708-458-9800

Wheeling Township Transfer Station (Active)

County	Cook
Municipality	Glenview
Location	3 Providence Drive
Location ☎	847-390-6820
Hours of operation	Mon. - Fri.: 6 a.m. - 9 p.m.; Sat.: 6 a.m. - noon
Waste accepted	Municipal, landscape waste
Tipping fee	N/A
Owner	Solid Waste Agency of Northern Cook Co.
Operator	Groot Industries Inc.

Facility Facts

Identification number	0310630059
Opened, year	1994
Facility acreage	7

Waste Received: 2001, 2002, 2003

	<u>Tons per year</u>	<u>Tons per day (average)</u>
2001	298,757	1,150
2002	299,994	1,154
2003	302,504	1,164

Inspections

Facility inspected by	Illinois EPA, Des Plaines Regional Office
-----------------------	---

Contacts

Owner

Solid Waste Agency of Northern Cook Co.
C. Brooke Beal
2700 Patriot Blvd., Ste. 110
Glenview, IL 60026
☎ 847-724-9205

Operator

Groot Industries Inc.
Fred Folkerts
2500 Landmeier Road
Elk Grove Village, IL 60007
☎ 847-734-6400

Willow Ranch Composting Inc. Landscape Waste Transfer Facility (New)

County	Will
Municipality	Romeoville
Location	1371-A N. Joliet Rd.
Location ☎	708-720-5100
Hours of operation	Mon. - Fri.: 5 a.m. - 5 p.m.; Sat.: 5 a.m. - 3:30 p.m.
Waste accepted	Landscape waste only*
Tipping fee	N/A
Owner	LaSalle Bank National Association
Operator	Land and Lakes Yard Waste Reclamation Inc.

*May not accept more than 3,000 cu. yds. per day. See pg. R2.54 for site at same location.

Facility Facts

Identification number	1970100001
Opened, year	2003*
Facility acreage	4.04

*Opened 5-23-03

Waste Received: 2001, 2002, 2003

	<u>Tons per year</u>	<u>Tons per day (average)</u>
2001	0	0
2002	0	0
2003	0	0

Tons per year and average tons per day are unknown.

Inspections

Facility inspected by	Illinois EPA, Des Plaines Regional Office & Will County Land Use Department, Waste Services Division
------------------------------	--

Contacts

Owner

LaSalle Bank National Association
Dorothy Denning
2355 S. Arlington Heights Road
Arlington Heights, IL 60005
☎ N/A

Operator

Land and Lakes Yard Waste Reclamation Inc.
James J. Cowhey, Jr.
123 N. Northwest Hwy., P.O. Box 778
Park Ridge, IL 60068
☎ 847-825-5000

Wilmette Village Yard (Active)

County	Cook
Municipality	Wilmette
Location	711 Laramie Ave.
Location 📍	N/A
Hours of operation	Mon. - Fri.: 7 a.m. - 7 p.m.; Sat.: 8 a.m. - 5 p.m.
Waste accepted	Landscape waste (leaves)
Tipping fee	N/A
Owner	Village of Wilmette
Operator	Village of Wilmette

Facility Facts

Identification number	0313305030
Opened, year	1998
Facility acreage	0.2

Waste Received: 2001, 2002, 2003

	<u>Tons per year</u>	<u>Tons per day (average)</u>
2001	0	0
2002	8,000	200
2003	9,800	245

Tons per year and average tons per day are unknown for 2001.

Inspections

Facility inspected by	Illinois EPA, Des Plaines Regional Office
------------------------------	---

Contacts

Owner

Village of Wilmette
Ken Kennedy
1200 Wilmette Ave.
Wilmette, IL 60091-0400
☎ 847-251-2700

Operator

Village of Wilmette
Ken Kennedy
1200 Wilmette Ave.
Wilmette, IL 60091-0400
☎ 847-251-2700

Winnetka Municipal Landscape Waste Transfer Facility (New)

County	Cook
Municipality	Winnetka
Location	501 Green Bay Road
Location 📍	N/A
Hours of operation	Mon. - Fri. 7 a.m. - 5:30 p.m.; Sat. 7 a.m. - 3:30 p.m.
Waste accepted	Landscape waste only*
Tipping fee	N/A
Owner	Village of Winnetka, Public Works
Operator	Village of Winnetka, Public Works

*Can be stored for up to 72 hours as of 9-30-02.

Facility Facts

Identification number	0313330001
Opened, year	2001*
Facility acreage	N/A

*Permitted to operate on 4-30-01.

Waste Received: 2001, 2002, 2003

	<u>Tons per year</u>	<u>Tons per day (average)</u>
2001	0	0
2002	0	0
2003	0	0

Tons per year and average tons per day are unknown.

Inspections

Facility inspected by	Illinois EPA, Des Plaines Regional Office
------------------------------	---

Contacts

Owner

Village of Winnetka, Public Works
Steven Saunders
510 Green Bay Road
Winnetka, IL 60093
☎ 847-501-6051

Operator

Village of Winnetka, Public Works
Steven Saunders
510 Green Bay Road
Winnetka, IL 60093
☎ 847-501-6051

Woodland RDF Landscape Waste Transfer Area (Active)

County	Kane
Municipality	South Elgin
Location	Area 4 of Woodland II, 7 N. 500 Route 25*
Location ☎	847-741-0219
Hours of operation	N/A
Waste accepted	Landscape waste only
Tipping fee	N/A
Owner	Oak Brook Bank, Trust #8-1735
Operator	Waste Management of Illinois Inc.**

Facility Facts

Identification number	0894830005
Opened, year	1995
Facility acreage	<1

*Certificate of Closure 12-11-01 for old site. New site location re-permitted on 5-22-02.

Waste Received: 2001, 2002, 2003

	<u>Tons per year</u>	<u>Tons per day (average)</u>
2001	0	0
2002	0	0
2003	0	0

Inspections

Facility inspected by	Illinois EPA, Des Plaines Regional Office
------------------------------	---

Contacts

Owner

Oak Brook Bank, Trust #8-1735
Kathy Blumenthal or Adriana Rodek
1400 W. 16th St.
Oak Brook, IL 60521
☎ 630-571-1050

Operator

Waste Management of Illinois Inc.**
Ian Johnson or Michael J. Wiersema
7 N. 500 Route 25, P.O. Box 364
South Elgin, IL 60177
☎ 630-232-7664

**A subsidiary of Waste Management Inc. Midwest, 1001 Fannin, Suite 4000, Houston, TX 77002, 713-512-6200. Regional Office: Waste Management of Illinois Inc., 1411 Opus Place, Suite 400, Downers Grove, IL 60515, 630-724-8400.

Zion Municipal Transfer Station (Active)

County	Lake
Municipality	Zion
Location	29th Street & Damascus
Location 📍	None
Hours of operation	Mon. - Fri.: 7 a.m. - 3:30 p.m.
Waste accepted	Street sweepings, leaves, & wood chips*
Tipping fee	N/A
Owner	City of Zion, Public Works Dept.
Operator	City of Zion, Public Works Dept.

*Maximum volume of waste stored shall be less than 400 cu. yds. Services only Zion.

Facility Facts

Identification number	0972005048
Opened, year	2001*
Facility acreage	1

*Permitted to operate 8-27-01.

Waste Received: 2001, 2002, 2003

	<u>Tons per year</u>	<u>Tons per day (average)</u>
2001	209	0
2002	960	0
2003	1,289	0

Average tons per day varies.

Inspections

Facility inspected by	Illinois EPA, Des Plaines Regional Office & Lake County Health Department
------------------------------	---

Contacts

Owner

City of Zion, Public Works Dept.
 Ron Colangelo or Charlie Fisher
 2828 Sheridan Road
 Zion, IL 60099
 ☎ 847-746-4054

Operator

City of Zion, Public Works Dept.
 Ron Colangelo or Charlie Fisher
 2828 Sheridan Road
 Zion, IL 60099
 ☎ 847-746-4054

CDT Landfill Compost Facility (Active)

County	Will
Municipality	Joliet
Location	2851 Mound Road
Location ☎	815-741-0736
Hours of operation	Mon. - Fri.: 6 a.m. - 4 p.m., Sat. 6 a.m. - noon*
Waste accepted	Grass, shrubbery cuttings, leaves, tree limbs, wood chips
Owner	CDT Landfill Corp.
Operator	CDT Landfill Corp.

*On Saturdays following holidays, hours are 6 a.m. - 4 p.m.

Facility Facts

Identification number	1978170005
Date/Year Open - Date/Year Closed	7-31-95 -
Permit Expires	7-15-05
Facility Inspected By	Illinois EPA, Des Plaines Regional Office & Will County Land Use Department, Waste Services Division

Landscape Waste Received (cu. yds): 2001, 2002 & 2003

	Grass cu. yds.	Leaves cu. yds.	Brush cu. yds.
2001	20,377	7,430	993
2002	36,456	45,415	8,688
2003	59,200	26,605	228

Total Landscape Waste Received (tons): 2001, 2002 & 2003

2001 tons per year	9,785
2002 tons per year	21,323
2003 tons per year	29,035

2003 Amounts Used/Sold (cubic yards)

	Composted	Chipped/Shredded
Land Reclamation	0	0
Daily Landfill Cover	0	0
Final Landfill Cover	0	0
Landscaping	12,363	5,170
Land Application at Agronomic Rates	0	0
Other	0	0
TOTAL	12,363	5,170

Contacts

Owner

CDT Landfill Corp.
Dan Geiss
2851 Mound Road
Joliet, IL 60436
☎ 815-741-0736

Operator

CDT Landfill Corp.
Dan Geiss
2851 Mound Road
Joliet, IL 60436
☎ 815-741-0736

Chicago Botanic Garden (Inactive, Now Closed)

County	Cook
Municipality	Glencoe
Location	1000 Lake Cook Rd.
Location ☎	847-835-5500
Hours of operation	N/A
Waste accepted	N/A
Owner	Cook County Forest Preserve Dist.
Operator	Chicago Botanic Garden

Facility Facts

Identification number	0310990003
Date/Year Open - Date/Year Closed	6-5-90 - 7-7-03*
Permit Expires	3-1-03
Facility Inspected By	Illinois EPA, Des Plaines Regional Office

*Certificate of Closure issued 7-7-03.

Landscape Waste Received (cu. yds): 2001, 2002 & 2003

	Grass cu. yds.	Leaves cu. yds.	Brush cu. yds.
2001	1,057	1,618	2,330
2002	193	499	991
2003	0	0	0

Total Landscape Waste Received (tons): 2001, 2002 & 2003

2001 tons per year	1,212
2002 tons per year	375
2003 tons per year	0

2003 Amounts Used/Sold (cubic yards)

	Composted	Chipped/Shredded
Land Reclamation	0	0
Daily Landfill Cover	0	0
Final Landfill Cover	0	0
Landscaping	0	0
Land Application at Agronomic Rates	0	0
Other	0	0
TOTAL	0	0

Contacts

Owner

Cook County Forest Preserve Dist.
536 N. Harlem Ave.
River Forest, IL 60305
☎ 847-835-8300

Operator

Chicago Botanic Garden
Tom Nissly
P.O. Box 400
Glencoe, IL 60022
☎ 847-835-8300

CID RDF #4 Compost Facility (Closed)

County	Cook
Municipality	Chicago
Location	138th Street & I-94
Location ☎	773-646-3099
Hours of operation	N/A
Waste accepted	N/A
Owner	Waste Management of Illinois Inc.**
Operator	Waste Management of Illinois Inc.**

Facility Facts

Identification number	0310390001
Date/Year Open - Date/Year Closed	7-21-98 - 2-1-00*
Permit Expires	N/A
Facility Inspected By	Illinois EPA, Des Plaines Regional Office & Chicago Dept. of Environment

*Site #3 was certified closed on 5-11-01. Certification of Closure still needed on #1 and #2.

Landscape Waste Received (cu. yds): 2001, 2002 & 2003

	Grass cu. yds.	Leaves cu. yds.	Brush cu. yds.
2001	0	0	0
2002	0	0	0
2003	0	0	0

Total Landscape Waste Received (tons): 2001, 2002 & 2003

2001 tons per year	0
2002 tons per year	0
2003 tons per year	0

2003 Amounts Used/Sold (cubic yards)

	Composted	Chipped/Shredded
Land Reclamation	0	0
Daily Landfill Cover	0	0
Final Landfill Cover	0	0
Landscaping	0	0
Land Application at Agronomic Rates	0	0
Other	0	0
TOTAL	0	0

Contacts

Owner

Waste Management of Illinois Inc.**
Scott Combis
138th & Interstate St.
Calumet City, IL 60409
☎ 773-646-3099

Operator

Waste Management of Illinois Inc.**
Scott Combis
P.O. Box 1309
Calumet City, IL 60409
☎ 773-646-3099

**A subsidiary of Waste Management Inc. Midwest, 1001 Fannin, Suite 4000, Houston, TX 77002, 713-512-6200. Regional Office: Waste Management of Illinois Inc., 1411 Opus Place, Suite 400, Downers Grove, IL 60515, 630-724-8400.

Crystal Lake Composting (Active)

County	McHenry
Municipality	Crystal Lake
Location	410 S. Main St.
Location ☎	815-459-2020
Hours of operation	1st & 3rd Sats.: 9 a.m. - 4 p.m. March-Nov.
Waste accepted	Leaves, brush, tree limbs*
Owner	City of Crystal Lake, Engineering Dept.
Operator	City of Crystal Lake, Engineering Dept.

*Total volume of leaves, woodchips and finished compost on site shall not exceed 28,000 cu yds.

Facility Facts

Identification number	1110150034
Date/Year Open - Date/Year Closed	6-5-92 -
Permit Expires	5-15-05
Facility Inspected By	Illinois EPA, Des Plaines Regional Office & McHenry County Health Dept.

Landscape Waste Received (cu. yds): 2001, 2002 & 2003

	Grass cu. yds.	Leaves cu. yds.	Brush cu. yds.
2001	0	11,119	8,140
2002	0	11,543	6,917
2003	0	8,383	9,636

Total Landscape Waste Received (tons): 2001, 2002 & 2003

2001 tons per year	3,445
2002 tons per year	3,346
2003 tons per year	3,122

2003 Amounts Used/Sold (cubic yards)

	Composted	Chipped/Shredded
Land Reclamation	0	0
Daily Landfill Cover	0	0
Final Landfill Cover	0	0
Landscaping	630	1,627
Land Application at Agronomic Rates	0	0
Other	0	0
TOTAL	630	1,627

Contacts

Owner

City of Crystal Lake, Engineering Dept.
Clyde F. Wakefield
P.O. Box 597
Crystal Lake, IL 60039-0597
☎ 815-459-2020

Operator

City of Crystal Lake, Engineering Dept.
Clyde F. Wakefield
P.O. Box 597
Crystal Lake, IL 60039-0597
☎ 815-459-2020

Des Plaines Compost Facility (Inactive, Now Closed)

County	Cook
Municipality	Des Plaines
Location	1111 Joseph J. Schwab Road
Location ☎	847-391-5650
Hours of operation	N/A
Waste accepted	N/A
Owner	City of Des Plaines
Operator	City of DesPlaines, Public Works

Facility Facts

Identification number	0310630003
Date/Year Open - Date/Year Closed	2-15-91 - 4-9-03*
Permit Expires	N/A
Facility Inspected By	Illinois EPA, Des Plaines Regional Office

*Certified closed as of 4-9-03.

Landscape Waste Received (cu. yds): 2001, 2002 & 2003

	Grass cu. yds.	Leaves cu. yds.	Brush cu. yds.
2001	0	0	0
2002	0	0	0
2003	0	0	0

Total Landscape Waste Received (tons): 2001, 2002 & 2003

2001 tons per year	0
2002 tons per year	0
2003 tons per year	0

2003 Amounts Used/Sold (cubic yards)

	Composted	Chipped/Shredded
Land Reclamation	0	0
Daily Landfill Cover	0	0
Final Landfill Cover	0	0
Landscaping	0	0
Land Application at Agronomic Rates	0	0
Other	0	0
TOTAL	0	0

Contacts

Owner

City of Des Plaines
 Mayor
 1420 Miner St.
 Des Plaines, IL 60016
 ☎ 847-391-5300

Operator

City of Des Plaines, Public Works
 Matt Dusckett
 1111 Joseph Schwab Road
 Des Plaines, IL 60016
 ☎ 847-391-5464

DK-Lake Bluff (Active)

County	Lake
Municipality	Lake Bluff
Location	664 Rockland Road
Location ☎	847-234-0774
Hours of operation	Mon. - Fri.: 7 a.m. - 5 p.m.; Sat.: 7 a.m. - noon
Waste accepted	Grass, leaves, brush*
Owner	Village of Lake Bluff
Operator	DK Organics LLC

*For City of Lake Bluff residents only. New operator as of 5-1-03.

Facility Facts

Identification number	0970750012
Date/Year Open - Date/Year Closed	8-2-95 -
Permit Expires	7-15-05
Facility Inspected By	Illinois EPA, Des Plaines Regional Office & Lake County Health Dept.

Landscape Waste Received (cu. yds): 2001, 2002 & 2003

	Grass cu. yds.	Leaves cu. yds.	Brush cu. yds.
2001	2,137	2,193	1,335
2002	2,573	3,330	1,885
2003	769	2,015	606

Total Landscape Waste Received (tons): 2001, 2002 & 2003

2001 tons per year	1,494
2002 tons per year	1,978
2003 tons per year	801

2003 Amounts Used/Sold (cubic yards)

	Composted	Chipped/Shredded
Land Reclamation	0	0
Daily Landfill Cover	0	0
Final Landfill Cover	0	0
Landscaping	2,319	0
Land Application at Agronomic Rates	0	0
Other	0	0
TOTAL	2,319	0

Contacts

Owner

Village of Lake Bluff
Kent S. Street
40 E. Center Ave.
Lake Bluff, IL 60044
☎ 847-234-0774

Operator

DK Organics LLC
Tom Scheidt
725 N. Skokie Highway
Lake Bluff, IL 60044
☎ 847-234-5499

Elgin Compost Facility (Closed)

County	Kane
Municipality	Elgin
Location	South McLean Blvd., South of Route 20
Location ☎	847-931-5980
Hours of operation	N/A
Waste accepted	N/A
Owner	City of Elgin
Operator	City of Elgin

Facility Facts

Identification number	0894380047
Date/Year Open - Date/Year Closed	9-12-91 - 11-7-01*
Permit Expires	N/A
Facility Inspected By	Illinois EPA, Des Plaines Regional Office

*Certificate of Closure issued 11-7-01.

Landscape Waste Received (cu. yds): 2001, 2002 & 2003

	Grass cu. yds.	Leaves cu. yds.	Brush cu. yds.
2001	0	0	0
2002	0	0	0
2003	0	0	0

Total Landscape Waste Received (tons): 2001, 2002 & 2003

2001 tons per year	0
2002 tons per year	0
2003 tons per year	0

2003 Amounts Used/Sold (cubic yards)

	Composted	Chipped/Shredded
Land Reclamation	0	0
Daily Landfill Cover	0	0
Final Landfill Cover	0	0
Landscaping	0	0
Land Application at Agronomic Rates	0	0
Other	0	0
TOTAL	0	0

Contacts

Owner

City of Elgin
Tish Powell
150 Dexter Court
Elgin, IL 60120
☎ 847-931-5980

Operator

City of Elgin
Tish Powell
150 Dexter Court
Elgin, IL 60120
☎ 847-931-5980

Green Organics Inc.

County	Kendall
Municipality	Bristol
Location	1270 E. Beecher
Location ☎	630-588-0993
Hours of operation	Mon. - Fri.: 7 a.m. - 4 p.m.; Sat.: 7 a.m. - noon
Waste accepted	Grass, leaves, brush
Owner	Aurora Blacktop Inc.**
Operator	Green Organics Inc.

Facility Facts

Identification number	0938010005
Date/Year Open - Date/Year Closed	1993 -
Permit Expires	1-1-07*
Facility Inspected By	Illinois EPA, Des Plaines Regional Office

*Permit modified and renewed on 2-22-02 for five more years.

Landscape Waste Received (cu. yds): 2001, 2002 & 2003

	Grass cu. yds.	Leaves cu. yds.	Brush cu. yds.
2001	4,417	20,840	20,316
2002	24,273	54,655	80,719
2003	19,104	54,674	87,577

Total Landscape Waste Received (tons): 2001, 2002 & 2003

2001 tons per year	11,090
2002 tons per year	38,748
2003 tons per year	31,533

2003 Amounts Used/Sold (cubic yards)

	Composted	Chipped/Shredded
Land Reclamation	0	0
Daily Landfill Cover	0	0
Final Landfill Cover	0	0
Landscaping	51,107	0
Land Application at Agronomic Rates	0	0
Other	0	0
TOTAL	51,107	0

Contacts

Owner

Aurora Blacktop Inc.**
David Leifheit
1065 Sand Ave.
Montgomery, IL 60538
☎ 630-892-9389

Operator

Green Organics Inc.
Joe Mazza
290 S. Main Place
Carol Stream, IL 60188-2476
☎ 630-588-0993

**Co-owner with Undesser Corporation, Richard Undesser, 10318 Galena Road, Bristol, IL 60512, 630-553-5841.

Harbor View Compost Facility #1 & #2* (Inactive)

County	Cook
Municipality	Chicago
Location	2000 E. 122nd St.
Location 📍	N/A
Hours of operation	N/A
Waste accepted	N/A
Owner	Stony Island Reclamation Company
Operator	Land and Lakes Yard Waste Reclamation, Inc.**

*AKA Land and Lakes #3/Stony Northeast Facility.

Facility Facts

Identification number	0316000034
Date/Year Open - Date/Year Closed	3-16-90 -
Permit Expires	1-1-08*
Facility Inspected By	Illinois EPA, Des Plaines Regional Office & Chicago Dept. of Environment

*Permit renewed for five more years on 1-29-03.

Landscape Waste Received (cu. yds): 2001, 2002 & 2003

	Grass cu. yds.	Leaves cu. yds.	Brush cu. yds.
2001	0	0	0
2002	0	0	0
2003	0	0	0

Total Landscape Waste Received (tons): 2001, 2002 & 2003

2001 tons per year	0
2002 tons per year	0
2003 tons per year	0

2003 Amounts Used/Sold (cubic yards)

	Composted	Chipped/Shredded
Land Reclamation	0	0
Daily Landfill Cover	0	0
Final Landfill Cover	0	0
Landscaping	0	0
Land Application at Agronomic Rates	0	0
Other	0	0
TOTAL	0	0

Contacts

Owner

Stony Island Reclamation Company
James Cowhey Jr.
123 N. Northwest Highway, P.O. Box 778
Park Ridge, IL 60068
☎ 847-825-5000

Operator

Land and Lakes Yard Waste Reclamation, Inc.**
James J. Cowhey, Jr.
123 N. Northwest Highway, P.O. Box 778
Park Ridge, IL 60068-0778
☎ 847-825-5000

**A subsidiary of Land and Lakes Company.

Hazel Crest Composting (Active)

County	Cook
Municipality	Hazel Crest
Location	2600 W. 170th Place
Location ☎	708-335-9620
Hours of operation	Mon.-Fri.: 7:30 a.m. - 4 p.m.; Wed. extended to 7 p.m.; Sat.-Sun.: 10 a.m. - 4 p.m.
Waste accepted	Grass, leaves, brush*
Owner	Village of Hazel Crest
Operator	Village of Hazel Crest

*No longer accepts yard waste from other companies. Maximum amounts accepted 11,000 cu. yds. per year.

Facility Facts

Identification number	0311170002
Date/Year Open - Date/Year Closed	6-27-90 -
Permit Expires	5-1-09*
Facility Inspected By	Illinois EPA, Des Plaines Regional Office

*Permit renewed 5-11-04 for five more years

Landscape Waste Received (cu. yds): 2001, 2002 & 2003

	Grass cu. yds.	Leaves cu. yds.	Brush cu. yds.
2001	3,309	4,352	1,200
2002	2,677	3,427	1,200
2003	4,464	6,938	0

Total Landscape Waste Received (tons): 2001, 2002 & 2003

2001 tons per year	2,374
2002 tons per year	1,936
2003 tons per year	3

2003 Amounts Used/Sold (cubic yards)

	Composted	Chipped/Shredded
Land Reclamation	0	0
Daily Landfill Cover	1,500	0
Final Landfill Cover	0	0
Landscaping	2,500	0
Land Application at Agronomic Rates	0	0
Other	0	0
TOTAL	4,000	0

Contacts

Owner

Village of Hazel Crest
Robert L. Palmer
3000 W. 170th Place
Hazel Crest, IL 60429
☎ 708-335-9600

Operator

Village of Hazel Crest
Timothy G. Fassnacht
3000 W. 170th Place
Hazel Crest, IL 60429
☎ 708-335-9600

James Park Leaf Compost (Active)

County	Cook
Municipality	Evanston
Location	2222 Oakton St.
Location ☎	847-866-2966
Hours of operation	Mon. - Fri.: 7 a.m. - 3 p.m.
Waste accepted	Grass, leaves*
Owner	City of Evanston
Operator	City of Evanston

*Maximum amounts accepted 10,000 cu. yds. per year.

Facility Facts

Identification number	0310810013
Date/Year Open - Date/Year Closed	8-10-90 -
Permit Expires	11-1-08*
Facility Inspected By	Illinois EPA, Des Plaines Regional Office

*Permit renewal approved on 11-20-03 for another five years.

Landscape Waste Received (cu. yds): 2001, 2002 & 2003

	Grass cu. yds.	Leaves cu. yds.	Brush cu. yds.
2001	1,107	6,000	0
2002	476	4,158	0
2003	1,371	6,000	0

Total Landscape Waste Received (tons): 2001, 2002 & 2003

2001 tons per year	2,132
2002 tons per year	1,390
2003 tons per year	2,211

2003 Amounts Used/Sold (cubic yards)

	Composted	Chipped/Shredded
Land Reclamation	0	0
Daily Landfill Cover	0	0
Final Landfill Cover	0	0
Landscaping	7,371	0
Land Application at Agronomic Rates	0	0
Other	0	0
TOTAL	7,371	0

Other is woodchips/firewood/wood logs given as 76,800 board feet.

Contacts

Owner

City of Evanston
David Jennings
2100 Ridge Ave.
Evanston, IL 60201
☎ 847-328-2100

Operator

City of Evanston
David Jennings
2020 Asbury Ave.
Evanston, IL 60201
☎ 847-866-2922

Joyce Farms Recycling Inc. (Active)

County	Kankakee
Municipality	Essex
Location	13256 W 3000 N. Road
Location ☎	815-426-2133
Hours of operation	Mon. - Fri.: 6 a.m. - 7 p.m.; Sat.: 6 a.m. - noon
Waste accepted	Grass, leaves, brush, tree limbs*
Owner	Home Star Bank, Land Trust #883
Operator	Joyce Farms Recycling Inc.

*Maximum amounts accepted 170,000 cu. yds. per year.

Facility Facts

Identification number	0910355001
Date/Year Open - Date/Year Closed	9-12-00 -
Permit Expires	9-1-05
Facility Inspected By	Illinois EPA, Des Plaines Regional Office & Kankakee County Health Dept.

Landscape Waste Received (cu. yds): 2001, 2002 & 2003

	Grass cu. yds.	Leaves cu. yds.	Brush cu. yds.
2001	22,700	48,900	30,400
2002	66,825	54,075	25,575
2003	61,966	53,632	50,648

Total Landscape Waste Received (tons): 2001, 2002 & 2003

2001 tons per year	23,400
2002 tons per year	41,381
2003 tons per year	43,109

2003 Amounts Used/Sold (cubic yards)

	Composted	Chipped/Shredded
Land Reclamation	0	0
Daily Landfill Cover	0	0
Final Landfill Cover	0	0
Landscaping	17,800	0
Land Application at Agronomic Rates	5,200	0
Other	0	0
TOTAL	23,000	0

Contacts

Owner

Home Star Bank, Land Trust #883
Kathryn Fritz
308 Section Line Road
Manteno, IL 60950
☎ 815-468-2265

Operator

Joyce Farms Recycling Inc.
Patrick J. Joyce
P.O. Box 129
Essex, IL 60935
☎ 815-426-2133

Lake Bluff Municipal #2 Compost Facility (Active)

County	Lake
Municipality	Lake Bluff
Location	664 Rockland Road
Location ☎	847-234-5499
Hours of operation	Mon. - Fri.: 7 a.m. - 5 p.m.; Sat.: 7 a.m. - noon
Waste accepted	Grass, leaves, brush*
Owner	Village of Lake Bluff
Operator	DK Organics LLC

*For City of Lake Bluff residents only. New operator as of 5-1-03. Maximum amounts accepted 6,800 cu. yds. per year.

Facility Facts

Identification number	0970750002
Date/Year Open - Date/Year Closed	4-2-90 -
Permit Expires	6-1-07*
Facility Inspected By	Illinois EPA, Des Plaines Regional Office & Lake County Health Dept.

*Permit renewal approved 6-25-02 for five more years.

Landscape Waste Received (cu. yds): 2001, 2002 & 2003

	Grass cu. yds.	Leaves cu. yds.	Brush cu. yds.
2001	619	150	206
2002	1,331	0	444
2003	694	1,945	231

Total Landscape Waste Received (tons): 2001, 2002 & 2003

2001 tons per year	309
2002 tons per year	599
2003 tons per year	701

2003 Amounts Used/Sold (cubic yards)

	Composted	Chipped/Shredded
Land Reclamation	0	0
Daily Landfill Cover	0	0
Final Landfill Cover	0	0
Landscaping	400	0
Land Application at Agronomic Rates	0	0
Other	0	0
TOTAL	400	0

Contacts

Owner

Village of Lake Bluff
Kent S. Street
40 E. Center Ave.
Lake Bluff, IL 60044
☎ 847-234-0774

Operator

DK Organics LLC
Tom Scheidt
725 N. Skokie Highway
Lake Bluff, IL 60044
☎ 847-234-5499

Lake Forest Recycling & Compost Center (Active)

County	Lake
Municipality	Lake Forest
Location	Route 60; 1381 W. Kennedy Road
Location 📍	N/A
Hours of operation	Sun. - Sat.: 7 a.m. - 7 p.m.
Waste accepted	Grass, leaves, brush*
Owner	City of Lake Forest
Operator	DK Organics LLC

*Maximum amounts accepted 20,000 cu. yds. per year. For City of Lake Forest residents only. New operator as of 5-1-03. Joint operation with the City.

Facility Facts

Identification number	0970800005
Date/Year Open - Date/Year Closed	1993 -
Permit Expires	8-01-07*
Facility Inspected By	Illinois EPA, Des Plaines Regional Office & Lake County Health Dept.

*Permit renewed on 8-26-02 for five more years.

Landscape Waste Received (cu. yds): 2001, 2002 & 2003

	Grass cu. yds.	Leaves cu. yds.	Brush cu. yds.
2001	3,862	6,401	2,991
2002	4,649	6,166	2,981
2003	6,434	6,226	3,911

Total Landscape Waste Received (tons): 2001, 2002 & 2003

2001 tons per year	3,274
2002 tons per year	3,540
2003 tons per year	4,405

2003 Amounts Used/Sold (cubic yards)

	Composted	Chipped/Shredded
Land Reclamation	0	0
Daily Landfill Cover	0	0
Final Landfill Cover	0	0
Landscaping	5,184	0
Land Application at Agronomic Rates	0	0
Other	0	0
TOTAL	5,184	0

Contacts

Owner

City of Lake Forest
Tom Naatz
220 E. Deer Path
Lake Forest, IL 60045
☎ 847-615-4218

Operator

DK Organics LLC
Tom Scheidt
725 N. Skokie Highway
Lake Bluff, IL 60044
☎ 847-234-5499

Land & Lakes #1 & #2 Compost Facility (Inactive, Now Active)

County	Cook
Municipality	Chicago
Location	1220 E. 138th St.
Location ☎	708-720-5100
Hours of operation	Mon. - Sat.: 5:30 a.m. - 5:30 p.m.
Waste accepted	Grass, leaves, brush*
Owner	MCM Land Co.**
Operator	Land and Lakes Yard Waste Reclamation, Inc.**

*Maximum amounts accepted 384,000 cu. yds. per year.

Facility Facts

Identification number	0316000005
Date/Year Open - Date/Year Closed	2-23-90 - IA*
Permit Expires	2-15-08
Facility Inspected By	Illinois EPA, Des Plaines Regional Office & Chicago Dept. of Environment

*Site inactive in 2001 to first half of 2003. Permit renewed on 7-18-03 for five more years.

Landscape Waste Received (cu. yds): 2001, 2002 & 2003

	Grass cu. yds.	Leaves cu. yds.	Brush cu. yds.
2001	0	0	0
2002	0	0	0
2003	0	0	0

Components of the waste stream were not itemized.

Total Landscape Waste Received (tons): 2001, 2002 & 2003

2001 tons per year	0
2002 tons per year	0
2003 tons per year	4,157

2003 Amounts Used/Sold (cubic yards)

	Composted	Chipped/Shredded
Land Reclamation	0	0
Daily Landfill Cover	0	0
Final Landfill Cover	0	0
Landscaping	0	0
Land Application at Agronomic Rates	0	0
Other	0	0
TOTAL	0	0

Contacts

Owner

MCM Land Co.**
James Cowhey Jr.
123 N. Northwest Highway, P.O. Box 778
Park Ridge, IL 60068
☎ 847-825-5000

Operator

Land and Lakes Yard Waste Reclamation, Inc.**
James J. Cowhey, Jr.
123 N. Northwest Highway, P.O. Box 778
Park Ridge, IL 60068-0778
☎ 847-825-5000

**A subsidiary of Land and Lakes Company.

Land & Lakes/Wheeling*

County	Lake
Municipality	Deerfield
Location	21488 N. Milwaukee
Location ☎	708-720-5100
Hours of operation	Mon. - Sat.: 5:30 a.m. - 5:30 p.m.
Waste accepted	Grass, leaves, brush, tree limbs***
Owner	Prairie Recreational Development Inc.
Operator	Land and Lakes Yard Waste Reclamation, Inc.**

*AKA Land and Lakes #5 Compost Facility. ***Maximum amounts accepted 384,000 cu. yds. per year.

Facility Facts

Identification number	0978120004
Date/Year Open - Date/Year Closed	4-2-90 -
Permit Expires	11-1-07*
Facility Inspected By	Illinois EPA, Des Plaines Regional Office & Lake County Health Dept.

*Permit renewed on 12-16-02 for five more years.

Landscape Waste Received (cu. yds): 2001, 2002 & 2003

	Grass cu. yds.	Leaves cu. yds.	Brush cu. yds.
2001	0	0	0
2002	0	0	0
2003	0	0	0

Components of waste stream were not itemized.

Total Landscape Waste Received (tons): 2001, 2002 & 2003

2001 tons per year	32,145
2002 tons per year	27,662
2003 tons per year	28,562

Landscape waste components not itemized; used conversion factor of 500 pounds per cubic yard for all components.

2003 Amounts Used/Sold (cubic yards)

	Composted	Chipped/Shredded
Land Reclamation	0	0
Daily Landfill Cover	0	0
Final Landfill Cover	0	0
Landscaping	26,342	0
Land Application at Agronomic Rates	0	0
Other	0	728
TOTAL	26,342	728

Other classified as Woodchips.

Contacts

Owner

Prairie Recreational Development Inc.
James J. Cowhey, Jr.
123 N. Northwest Highway, P.O. Box 778
Park Ridge, IL 60068
☎ 847-825-5000

Operator

Land and Lakes Yard Waste Reclamation, Inc.**
James J. Cowhey, Jr.
123 N. Northwest Highway, P.O. Box 778
Park Ridge, IL 60068-0778
☎ 847-825-5000

**A subsidiary of Land and Lakes Company.

Land & Lakes/Willow Ranch Compost Facility

County	Will
Municipality	Romeoville
Location	1371 N. Joliet Road
Location ☎	708-720-5100
Hours of operation	Mon. - Fri.: 5 a.m. - 5 p.m.; Sat.: 5 a.m. - 3:30 p.m.
Waste accepted	Grass, leaves, brush, tree limbs*
Owner	LaSalle Bank National Association, Trust #2624-EG
Operator	Land and Lakes Yard Waste Reclamation, Inc.**

*Maximum amounts accepted 256,000 cu. yds. per year.

Facility Facts

Identification number	1978030003
Date/Year Open - Date/Year Closed	4-2-90 -
Permit Expires	9-1-07*
Facility Inspected By	Illinois EPA, Des Plaines Regional Office & Will County Land Use Department, Waste Services Division

*Permit renewed on 12-16-02 for five more years.

Landscape Waste Received (cu. yds): 2001, 2002 & 2003

	Grass cu. yds.	Leaves cu. yds.	Brush cu. yds.
2001	0	0	0
2002	0	0	0
2003	0	0	0

Landscape waste components not itemized.

Total Landscape Waste Received (tons): 2001, 2002 & 2003

2001 tons per year	14,917
2002 tons per year	15,959
2003 tons per year	19,799

2003 Amounts Used/Sold (cubic yards)

	Composted	Chipped/Shredded
Land Reclamation	0	0
Daily Landfill Cover	0	0
Final Landfill Cover	0	0
Landscaping	18,695	0
Land Application at Agronomic Rates	0	0
Other	0	0
TOTAL	18,695	0

Contacts

Owner

LaSalle Bank National Association, Trust #2624-EG
Dorothy Denning
2355 S. Arlington Heights Road
Arlington Heights, IL 60005
☎ 847-545-5480

Operator

Land and Lakes Yard Waste Reclamation Inc.**
James J. Cowhey, Jr.
123 N. Northwest Highway, P.O. Box 778
Park Ridge, IL 60068-0778
☎ 847-825-5000

**A subsidiary of Land and Lakes Company.

LDK Compost (Closed)*

County	Lake
Municipality	Lake Bluff
Location	30120 N. Skokie Hwy.
Location 📍	N/A
Hours of operation	N/A
Waste accepted	Grass, leaves, brush
Owner	MBL Development
Operator	DK Recycling Systems Inc.**

*Also known as DK-Lenzini Compost Site.

Facility Facts

Identification number	0971250014
Date/Year Open - Date/Year Closed	7-26-89 - 1-31-03*
Permit Expires	N/A
Facility Inspected By	Illinois EPA, Des Plaines Regional Office & Lake County Health Dept.

*Site ceased accepting waste in Oct. 2002; Certificate of Closure issued Jan. 31, 2003.

Landscape Waste Received (cu. yds): 2001, 2002 & 2003

	Grass cu. yds.	Leaves cu. yds.	Brush cu. yds.
2001	25,612	27,733	14,482
2002	17,872	4,814	10,772
2003	0	0	0

Total Landscape Waste Received (tons): 2001, 2002 & 2003

2001 tons per year	17,964
2002 tons per year	9,728
2003 tons per year	0

2003 Amounts Used/Sold (cubic yards)

	Composted	Chipped/Shredded
Land Reclamation	0	0
Daily Landfill Cover	0	0
Final Landfill Cover	0	0
Landscaping	0	0
Land Application at Agronomic Rates	0	0
Other	0	0
TOTAL	0	0

Contacts

Owner

MBL Development
L. Robert Lenzini
200 Industrial Drive
Lincolnshire, IL 60069
☎ 847-634-9561

Operator

DK Recycling Systems Inc.**
Thomas R. Scheidt
21 N. Skokie Hwy. 105
Lake Bluff, IL 60044
☎ 847-234-5499

**Company no longer exists.

River Bend Prairie Compost Facility* (Inactive, Now Closed)

County	Cook
Municipality	Dolton
Location	801 E. 138th St.
Location ☎	773-264-8508
Hours of operation	N/A
Waste accepted	N/A
Owner	Land & Lakes Yard Waste Reclamation Inc.**
Operator	Land & Lakes Co.

*AKA Land and Lakes/Dolton.

Facility Facts

Identification number	0310690003
Date/Year Open - Date/Year Closed	Never opened - 3-10-03*
Permit Expires	N/A
Facility Inspected By	Illinois EPA, Des Plaines Regional Office

*Certificate of Closure issued 3-10-03.

Landscape Waste Received (cu. yds): 2001, 2002 & 2003

	Grass cu. yds.	Leaves cu. yds.	Brush cu. yds.
2001	0	0	0
2002	0	0	0
2003	0	0	0

Inactive in 2003.

Total Landscape Waste Received (tons): 2001, 2002 & 2003

2001 tons per year	0
2002 tons per year	0
2003 tons per year	0

2003 Amounts Used/Sold (cubic yards)

	Composted	Chipped/Shredded
Land Reclamation	0	0
Daily Landfill Cover	0	0
Final Landfill Cover	0	0
Landscaping	0	0
Land Application at Agronomic Rates	0	0
Other	0	0
TOTAL	0	0

Contacts

Owner

Land & Lakes Yard Waste Reclamation Inc.**
 James J. Cowhey, Jr.
 123 N. Northwest Highway, P.O. Box 778
 Park Ridge, IL 60068
 ☎ 708-720-7028

Operator

Land & Lakes Co.
 James J. Cowhey, Jr.
 123 N. Northwest Highway, P.O. Box 778
 Park Ridge, IL 60068
 ☎ 708-720-7028

**A subsidiary of Land and Lakes Company.

Starlight Drive-in Compost Facility

County	Kankakee
Municipality	Kankakee
Location	3200 E. Court Street
Location ☎	815-933-0472
Hours of operation	Mon. - Fri.: 7 a.m. - 3 p.m.
Waste accepted	Brush
Owner	City of Kankakee, Public Works
Operator	City of Kankakee, Public Works

Facility Facts

Identification number	0918045001
Date/Year Open - Date/Year Closed	3-18-98 -
Permit Expires	3-01-08*
Facility Inspected By	Illinois EPA, Des Plaines Regional Office & Kankakee County Health Dept.

*Permit was renewed on 4-29-03 for five more years.

Landscape Waste Received (cu. yds): 2001, 2002 & 2003

	Grass cu. yds.	Leaves cu. yds.	Brush cu. yds.
2001	0	0	8,976
2002	0	0	14,334
2003	0	0	15,188

Total Landscape Waste Received (tons): 2001, 2002 & 2003

2001 tons per year	30
2002 tons per year	2,150
2003 tons per year	2,278

2003 Amounts Used/Sold (cubic yards)

	Composted	Chipped/Shredded
Land Reclamation	0	0
Daily Landfill Cover	0	0
Final Landfill Cover	0	0
Landscaping	0	3,997
Land Application at Agronomic Rates	0	0
Other	0	0
TOTAL	0	3,997

Contacts

Owner

City of Kankakee, Public Works
Leroy Smith
401 W. Oak St.
Kankakee, IL 60901
☎ 815-933-8472

Operator

City of Kankakee, Public Works
Leroy Smith
401 W. Oak St.
Kankakee, IL 60901
☎ 815-933-8472

Thelen Sand & Gravel #1

County	McHenry
Municipality	Antioch
Location	28955 W. Route 173-B
Location ☎	847-395-3313
Hours of operation	Mon. - Sat.: 6 a.m. - 6 p.m.
Waste accepted	Grass, leaves, brush, organics
Owner	Thelen Sand & Gravel
Operator	Thelen Sand & Gravel

Facility Facts

Identification number	1114200001
Date/Year Open - Date/Year Closed	8-2-96 -
Permit Expires	4-1-05
Facility Inspected By	Illinois EPA, Des Plaines Regional Office & McHenry County Health Dept. &

Information on this fact sheet is for Site #1 only. Site #2, permit number 1997-055-DE/OP, issued 6-4-97, renewed 5-18-00, is inactive.

Landscape Waste Received (cu. yds): 2001, 2002 & 2003

	Grass cu. yds.	Leaves cu. yds.	Brush cu. yds.
2001	75,807	50,093	11,845
2002	61,730	68,900	10,485
2003	84,179	48,116	8,807

Total Landscape Waste Received (tons): 2001, 2002 & 2003

2001 tons per year	43,778
2002 tons per year	40,045
2003 tons per year	44,616

2003 Amounts Used/Sold (cubic yards)

	Composted	Chipped/Shredded
Land Reclamation	0	0
Daily Landfill Cover	0	0
Final Landfill Cover	0	0
Landscaping	35,730	0
Land Application at Agronomic Rates	0	0
Other	0	0
TOTAL	35,730	0

Contacts

Owner

Thelen Sand & Gravel
Steve Thelen
28955 W. Route 173-B
Antioch, IL 60002
☎ 847-395-3313

Operator

Thelen Sand & Gravel
Steve Thelen
28955 W. Route 173-B
Antioch, IL 60002
☎ 847-395-3313

Van Drunen Farms (New)

County	Kankakee
Municipality	Momence
Location	2584 North 8000 East Road
Location ☎	815-472-3540
Hours of operation	Mon.-Sat.: 6 a.m. - 6 p.m.
Waste accepted	Grass, leaves, brush*
Owner	Edward Van Drunen
Operator	Edward Van Drunen

*Maximum amounts accepted 28,000 cu. yds. per year.

Facility Facts

Identification number	0910655024
Date/Year Open - Date/Year Closed	9-29-03 -
Permit Expires	9-1-08*
Facility Inspected By	Illinois EPA, Des Plaines Regional Office & Kankakee County Health Dept.

*Permitted as a compost facility on 9-29-03.

Landscape Waste Received (cu. yds): 2001, 2002 & 2003

	Grass cu. yds.	Leaves cu. yds.	Brush cu. yds.
2001	0	0	0
2002	0	0	0
2003	0	16,000	0

Total Landscape Waste Received (tons): 2001, 2002 & 2003

2001 tons per year	0
2002 tons per year	0
2003 tons per year	3,200

2003 Amounts Used/Sold (cubic yards)

	Composted	Chipped/Shredded
Land Reclamation	0	0
Daily Landfill Cover	0	0
Final Landfill Cover	0	0
Landscaping	0	0
Land Application at Agronomic Rates	7,700	0
Other	0	0
TOTAL	7,700	0

Contacts

Owner

Edward Van Drunen
214 Mechanic Street
Momence, IL 60954
☎ 815-472-3080

Operator

Edward Van Drunen
214 Mechanic Street
Momence, IL 60954
☎ 815-472-3080

Waukegan Landscape Waste Compost Facility (New)

County	Lake
Municipality	Waukegan
Location	825 Pershing Road
Location 📍	N/A
Hours of operation	Mon. - Fri.: 7 a.m. - 4 p.m.
Waste accepted	Grass, leaves, brush*
Owner	City of Waukegan, Dept. of Public Works
Operator	City of Waukegan, Dept. of Public Works

*Maximum amounts accepted 28,000 cu. yds. per year.

Facility Facts

Identification number	0971905407
Date/Year Open - Date/Year Closed	4-28-03* -
Permit Expires	4-1-08
Facility Inspected By	Illinois EPA, Des Plaines Regional Office & Lake County Health Dept.

*Permitted to open 4-28-03

Landscape Waste Received (cu. yds): 2001, 2002 & 2003

	Grass cu. yds.	Leaves cu. yds.	Brush cu. yds.
2001	0	0	0
2002	0	0	0
2003	0	13,657	0

Total Landscape Waste Received (tons): 2001, 2002 & 2003

2001 tons per year	0
2002 tons per year	0
2003 tons per year	2,731

2003 Amounts Used/Sold (cubic yards)

	Composted	Chipped/Shredded
Land Reclamation	0	0
Daily Landfill Cover	0	0
Final Landfill Cover	0	0
Landscaping	4,380	0
Land Application at Agronomic Rates	0	0
Other	0	0
TOTAL	4,380	0

Contacts

Owner

City of Waukegan, Dept. of Public Works
 Thomas Hagerty
 1700 McAree Road
 Waukegan, IL 60085
 📞 847-360-0944

Operator

City of Waukegan, Dept. of Public Works
 Thomas Hagerty
 1700 McAree Road
 Waukegan, IL 60085
 📞 847-360-0944

Willow Ranch Composting Facility

County	Will
Municipality	Romeoville
Location	1371 N. Joliet Road
Location ☎	708-720-5100
Hours of operation	Mon. - Sat.: 5:30 a.m. - 5:30 p.m.
Waste accepted	Grass, leaves, brush, tree limbs*
Owner	LaSalle Bank National Association, Trust #2624-EG
Operator	Land and Lakes Yard Waste Reclamation, Inc.**

*Maximum amounts accepted 480,000 cu. yds. per year.

Facility Facts

Identification number	1970100001
Date/Year Open - Date/Year Closed	7-28-89 -
Permit Expires	11-1-07*
Facility Inspected By	Illinois EPA, Des Plaines Regional Office & Will County Land Use Department, Waste Services Division

*Permit renewed on 12-16-02 for five more years.

Landscape Waste Received (cu. yds): 2001, 2002 & 2003

	Grass cu. yds.	Leaves cu. yds.	Brush cu. yds.
2001	0	0	0
2002	0	0	0
2003	0	0	0

Landscape waste components not itemized.

Total Landscape Waste Received (tons): 2001, 2002 & 2003

2001 tons per year	14,917
2002 tons per year	10,639
2003 tons per year	6,600

2003 Amounts Used/Sold (cubic yards)

	Composted	Chipped/Shredded
Land Reclamation	0	0
Daily Landfill Cover	0	0
Final Landfill Cover	0	0
Landscaping	6,232	0
Land Application at Agronomic Rates	0	0
Other	0	0
TOTAL	6,232	0

Contacts

Owner

LaSalle Bank National Association, Trust #2624-EG
 Dorothy Denning
 2355 S. Arlington Heights Road
 Arlington Heights, IL 60005
 ☎ 847-545-5480

Operator

Land and Lakes Yard Waste Reclamation, Inc.**
 James J. Cowhey, Jr.
 123 N. Northwest Highway, P.O. Box 778
 Park Ridge, IL 60068-0778
 ☎ 847-825-5000

**A subsidiary of Land and Lakes Company.

Winnetka Municipal Landfill Compost Facility* (Inactive)

County	Cook
Municipality	Winnetka
Location	1390 Willow Road
Location ☎	847-234-5499
Hours of operation	Mon. - Fri.: 7 a.m. - 3:30 p.m.
Waste accepted	Grass, leaves, brush ***
Owner	Village of Winnetka Public Works
Operator	Village of Winnetka Public Works

*Inactive 4-1-01 and throughout 2002 to 2003. Maximum amounts accepted 15,000 cu. yds. per year.

Facility Facts

Identification number	0313330001
Date/Year Open - Date/Year Closed	2-26-90 - 4-1-01
Permit Expires	4-1-08*
Facility Inspected By	Illinois EPA, Des Plaines Regional Office

*Permit renewed on 7-22-03

Landscape Waste Received (cu. yds): 2001, 2002 & 2003

	Grass cu. yds.	Leaves cu. yds.	Brush cu. yds.
2001	0	154	154
2002	0	0	0
2003	0	0	0

Total Landscape Waste Received (tons): 2001, 2002 & 2003

2001 tons per year	54
2002 tons per year	0
2003 tons per year	0

2003 Amounts Used/Sold (cubic yards)

	Composted	Chipped/Shredded
Land Reclamation	0	0
Daily Landfill Cover	0	0
Final Landfill Cover	0	0
Landscaping	0	0
Land Application at Agronomic Rates	0	0
Other	0	0
TOTAL	0	0

Contacts

Owner

Village of Winnetka Public Works
 Steven M. Saunders
 510 Green Bay Road
 Winnetka, IL 60093
 ☎ 847-501-6000 Ext. 3534

Operator

Village of Winnetka Public Works
 Steven M. Saunders
 510 Green Bay Road
 Winnetka, IL 60093
 ☎ 847-501-6000 Ext. 3534

Region Three: Peoria/Quad Cities

Landfills Transfer Stations Compost Facilities

Put Waste in its Place

Put waste in its place,
So our world won't be a disgrace
If we don't put it where it should be,
No one could disagree,
That our earth would be the worst place to be,
There would be so many landfills,
You would have to go to Dr. Phil's
When there would be billions of dumps,
You would break out in goose bumps,
The smell would be so bad,
You would absolutely turn mad,
We would be living like a rat,
But if you want to change all that,
Start by reusing, recycling, and do reduce,
There is no excuse,
Not to try to use the three R's,
And be one of the earth's saviors!!!

Kora Bestold - Oak Grove East School, Bartonville

2003-2004 Winner of Illinois EPA's School Poetry, Prose and Poster Contest for 5th and 6th graders

LANDFILLS IN REGION THREE ACCOUNTED FOR 26.7 PERCENT OF the more than 674.6 million gate cubic yards of capacity statewide on Jan. 1, 2004, the highest in the state.

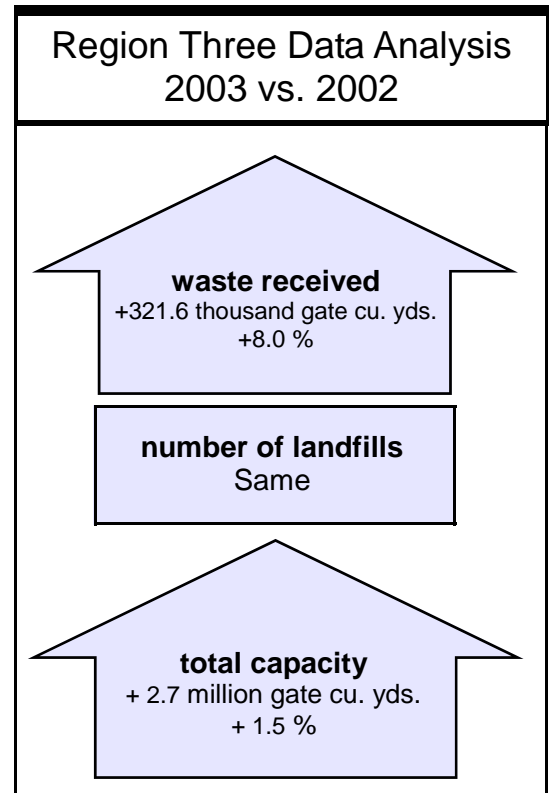
The State's largest landfill, Spoon Ridge Landfill, Fairview, housed 72.5 percent of the capacity in the region, translating to 19.3 percent of the capacity in the State. This landfill received a development permit for an expansion in December of 1997, yet reduced drastically the amount of waste accepted for the past six years. It ranked 50th in terms of wastes received in 2003, yet number one in the State in terms of remaining capacity since 1997. Solid waste planners say access by rail would be necessary to increase waste receipts at this site.

Waste disposed increased eight percent

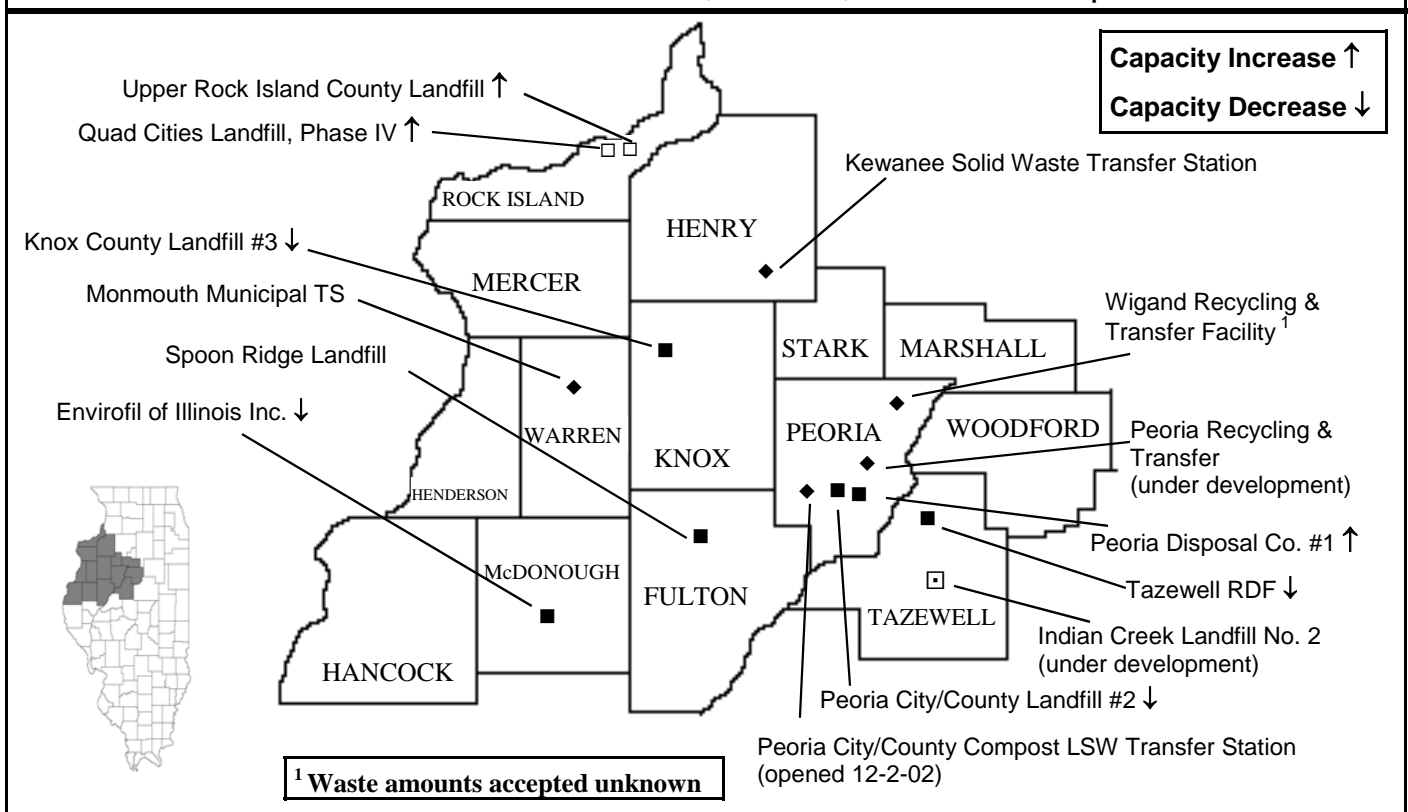
The Region's landfills reported accepting 4.3 million gate cubic yards of waste for disposal during 2003.

In Region Three, the amount of waste received in 2003 by eight landfills was up 321.6 thousand gate cubic yards from that received a year earlier, an 8.0 percent increase.

Upper Rock Island Co. Landfill and Tazewell Recycling Disposal Facility ranked 13th and 14th respectively in terms of waste disposed in 2003. No landfills in this region were on the top ten list.



Landfills and Transfer Stations: Active, Closed, Under Development in 2003



Region Three Solid Waste Statistics

Counties 14
Area (square miles) 8,170
Population (est.) 760,144

Landfill life expectancy
Years remaining 41 *

Landfills
Active in 2003 8
Expansion in 2001 1
Open after 2002 8
Under Development in 2003 1

Transfer Stations
Active in 2003 4
New in 2002 1
Under Development in 2003 1

Compost facilities
Active in 2003 5

*Total remaining capacity (from table below) divided by total waste accepted. Tells how long the region may be served by local landfills at current disposal rates, barring capacity adjustments, until capacity is depleted.

Indian Creek Landfill #2 under construction

In Tazewell County, a landfill is under construction. Indian Creek Landfill #2 received a significant modification to its permit, in order to develop areas 2 and 3. This permit was approved on Nov. 26, 2003. Permit to operate granted on June 30, 2004.

Active landfills in the Region expect to remain open until the end of 2004, with the exception of Tazewell Recycling and Disposal, that proposes an August, 2004, closure.

Henry County Landfill #2, Atkinson, also received a significant modification permit on Jan. 16, 2004 to develop; this process includes a new liner and waste excavation along with a vertical and horizontal expansion. This site will have a specification page in the 18th annual report analyzing 2004 data.

Permit application pending for expansion

A permit application received Illinois EPA approval to expand Envirofil of Illinois Landfill, Macomb, on April 20, 2004, but in 2003, this application was still under review.

One hazardous waste landfill

Peoria Disposal Company's (PDC's) 74-acre facility in Peoria is unique. It was one of the state's two active, commercial hazardous waste landfills in 2003. CID Recycling and Disposal Facility #4, in Chicago, also holds a permit to accept hazardous waste. PDC #1 accepted waste from nine states other than Illinois in 2003.

Landfills: Waste Accepted 2003; Remaining Capacities Jan. 1, 2004

	Municipality	County	Waste		Capacity		Disp. Area Acres	Close Year
			Cu. Yds.	Rank ¹	Cu. Yds.	Rank ²		
Envirofil of Illinois Landfill Inc. *	Macomb	McDonough	291,823	36	582,000	42	53.08	2006
UD Indian Creek Landfill No. 2	Hopedale	Tazewell	0	N/A	0	N/A	36.27	2014
Knox County Landfill #3	Oneida	Knox	518,000	25	5,780,000	26	42	2015
Peoria City/County Landfill #2	Brimfield	Peoria	624,804	22	9,738,000	16	60	2019
Peoria Disposal Co. #1 *	Peoria	Peoria	141,584	44	744,000	39	74	2009
Quad Cities Landfill, Phase IV *	Milan	Rock Island	917,857	15	16,669,000	14	67.76	2020
Spoon Ridge Landfill	Fairview	Fulton	10	50	130,465,000	1	372	2047
Tazewell Recyc. and Disp. Facility ³	East Peoria	Tazewell	921,317	14	530,000	43	84	2004
Upper Rock Island County Landfill *	East Moline	Rock Island	942,310	13	15,367,000	15	107.56	2019
Total			4,357,705		179,875,000			

* Four landfills accepted out-of-state waste during 2003 totaling 858,732 gate cubic yards, or 19.7% of the region's total, from nine other states.

¹ Standing among 50 landfills that accepted waste during 2003.

² Standing among 49 landfills that reported capacity as of Jan. 1, 2004.

³ Site expects to close in August 2004.

UD = Under Development

Spoon Ridge Landfill's capacity not readily accessible

The Agency granted Spoon Ridge Landfill, near Fairview, a permit in December, 1997, that allowed the facility's owner and operator to expand the disposal area from 80 to 372 acres, the total landfill area changed from 995 to 1,038 acres, and raise peak elevation from 813.5 to 915 feet. With a design capacity of 84.6 million airspace cubic yards, the facility has been the state's largest landfill for the past seven years.

Six months after December, 1997, the owners announced a change to temporarily close Spoon Ridge on June 30, 1998, as part of a nationwide effort to cut costs. The landfill owners said, in published reports, they would use the time to continue developing transfer stations and securing waste contracts that will eventually allow waste from greater Chicago area and southeastern Wisconsin to be transported to Spoon Ridge.

Delegated inspections performed in Tazewell County

The Illinois EPA has delegated inspection authority to Tazewell County Health Department for duties usually performed by the Agency's field office, such as investigating all reports of open dumping and other land pollution incidents, and for inspecting the county's one active landfill; another proposed landfill and one compost facility.

Transfer station activity up 55 percent with new opening

One that didn't voluntarily report in 2002, reported for 2003. One municipally owned and operated transfer station handled a little more than 10,000 gate tons of waste, a negligible amount compared to the municipal solid wastes landfilled in the Region during 2003. Amounts are underrepresented because another transfer station did not voluntarily report. A landscape waste transfer station, Peoria City/County Compost LSW Transfer Station, Brimfield, opened in December, 2002. Peoria Recycling and Transfer is under development in Peoria at the present time, and can now take recyclables but not waste.

Transfer Stations: Waste Handled 2003

	Municipality	County	Tons
Kewanee Solid Waste	Kewanee	Henry	10,050
Monmouth Municipal	Monmouth	Warren	2,175
Peoria City/Co. Comp. LSW TS	Brimfield	Peoria	3,400
UD Peoria Recycl. & Trans.	Peoria	Peoria	0
Wigand Recycl. & Trans. ¹	Chillicothe	Peoria	0
Total			15,625

¹ Active, but waste amounts accepted unknown
UD = Under Development

Questions and Complaints

Illinois EPA Region Three personnel investigate reports of suspected illegal waste disposal, and inspect the Region's landfills, transfer stations and compost facilities, except in **Tazewell County**, where joint responsibility has been delegated to a local authority.

Questions or complaints concerning pollution control facilities, open dumping or other incidents should be directed to the office having jurisdiction over the site:

Illinois EPA
7620 N. University, Suite 201
Peoria, IL 61614
Phone: 309-693-5462
Fax: 309-693-5324

Tazewell County Health Department
21306 Illinois Route 9
Tremont, IL 61568-9252
Phone: 309-925-5511
Fax: 309-925-4381

Peoria/Quad Cities Area takes in waste from nine other states in 2003

State	Accepted By
Arkansas	PDC #1
Indiana	PDC #1
Iowa	Three landfills (Envirofil of Illinois Inc. PDC #1 Quad Cities LF, Phase IV)
Kentucky	PDC #1
Minnesota	PDC #1
Missouri	PDC #1
Nebraska	PDC #1
Tennessee	PDC #1
Wisconsin	Quad Cities LF, Phase IV

Municipal Waste Management Plans

The Solid Waste Planning and Recycling Act requires all Illinois counties and the city of Chicago to develop, adopt and implement 20-year municipal waste management plans.

Plans include programs and recommendations to achieve solid waste management goals, which typically include waste reduction, recycling, incineration and landfilling as program options.

The law requires each plan to include a program designed to recycle 15 percent of municipal waste by the end of the third year of the program and 25 percent of municipal waste by the end of the fifth year, depending upon the availability of markets.

Every five years each plan must identify changes in planning areas, evaluate progress in plan implementation and, if necessary, revise plan recommendations and goals. The county also has the option of updating its solid waste generation rate. The plan is then submitted to the Illinois EPA for review and comment.

Five year plan updates have been adopted by all counties except for Hancock County. Ten year plan updates have been adopted by Henry, Peoria, Rock Island and Tazewell counties.

Questions concerning these plans and their availability should be directed to the appropriate local administrators listed in Appendix K of this report.

Details concerning Region Three landfills, transfer stations, and compost facilities follow on pages R3.5 through R3.26.

Fifty-five percent of landscape waste handled at one site

The Peoria/Quad Cities region's compost facilities processed more than 23,407 gate tons of landscape wastes during 2003, just 1,000 less than the previous year. About 55 percent of the landscape waste handled in 2003, was managed at the compost facility located at Peoria City/County Landfill #1.

Compost Facilities: Waste Accepted 2003

	Municipality	County	Tons	
	Knox County Landfill ¹	Wataga	Knox	3,555
	Monmouth Municipal ¹	Monmouth	Warren	2,810
	Pekin Composting Facility ²	Pekin	Tazewell	1,854
	Peoria City/Co. LF #1 ¹	Brimfield	Peoria	12,761
	Upper Rock Island County	East Moline	Rock Island	2,427
	Total			23,407

¹ Permit renewed in 2003 or 2004.
² Permit renewal still under review.

Recycling rates range from 1.8 to 34.8 percent

While the Agency does not regulate recycling, it does survey recycling coordinators statewide. Those in Region Three reported recycling rates ranging from 1.8 to 34.8 percent. The regional recycling rate of 26.2 percent is viewed as the average rate for 2003. Only four counties did not report new data for 2003. ♦

Municipal Waste Recycled

County	Estimated Population	Waste Generated		Waste Recycled	
		Tons	PCD	Tons	Percent
Fulton	38,250	29,537	4.2	4,116	13.9
Hancock	21,146	15,602	4.0	280	1.8
Henderson ^{1 & 2}	8,213	7,494	5.0	2,101	28.0
Henry ^{1 & 2}	51,020	32,589	3.5	3,842	11.8
Knox ^{1 & 2}	56,100	47,100	4.6	13,400	28.5
Marshall ¹	13,180	9,621	4.0	2,028	21.1
McDonough ¹	32,913	8,429	1.4	2,934	34.8
Mercer ¹	16,957	2,743	.9	663	24.2
Peoria ²	183,443	344,535	10.3	111,681	32.4
Rock Island	149,374	228,990	8.4	59,224	25.9
Stark ¹	6,332	3,467	3.0	347	10.0
Tazewell	128,521	148,936	6.3	39,332	26.4
Warren ¹	18,735	7,145	2.1	1,995	27.9
Woodford	35,960	40,032	6.1	1,065	2.7
Totals	760,144	926,220	6.7	243,008	26.2%³

¹ Has residential recycling ordinance.

² Has commercial recycling ordinance.

³ Regional average.

Envirofil of Illinois Inc.

County	McDonough
Municipality	Macomb
Location	13998 E. 1400th St., P.O. Box 375
Location ☎	309-836-2728
Hours of operation	Mon.-Sun.: 6 a.m. - 6 p.m.
Waste accepted	Municipal, nonhazardous special
Tipping fee	\$30 per ton
Owner	Waste Management of Illinois Inc.**
Operator	Waste Management of Illinois Inc.**

Facility Facts

Identification number	1098100003
Design capacity, airspace cu.yds.	1,751,040
Total permitted landfill area, acres	156.1
Permitted disposal area, acres	53.08*
Highest permitted elevation, feet (msl)	744
Leachate monitoring stations	10
Groundwater monitoring wells	24
Methane collection system	Utility landfill gas flare
Years remaining, estimated by landfill	2
Date/year to open -- Date/year to close	1974 - 2006

*Permit approved on 4-20-04 for a 57 ac. horizontal expansion and a 19 ac. vertical expansion, adding 9.25 million cu. yds. of airspace.

Waste Received: 2001, 2002, 2003

	TOTAL WASTE ACCEPTED			OUT-OF-STATE WASTE ACCEPTED		
	gate cu. yds	tons	tons/day	gate cu/yds.	tons	% of total
2001	319,198	96,727	372	1,434	435	0
2002	285,788	86,602	333	1,252	379	0
2003	291,823	88,431	340	6	2	0

2001 State of Origin: Illinois, Iowa 2002 State of Origin: Illinois, Indiana 2003 State of Origin: Illinois, Iowa

Remaining Capacities: Jan. 1, 2003 and Jan. 1, 2004

2003 certified gate cu. yds. (tons)	775,000	(235,000)
2004 certified gate cu. yds. (tons)	582,000	(176,000)

Permit approved on 4-20-04 not included in certified capacity as of 1-1-04.

Audits and Inspections

Solid Waste Mgt. Fees paid in 2003	\$110,880
LF Paid Local SW Fees to County/City	McDonough
Facility inspected by	Illinois EPA, Peoria Regional Office

Contacts

Owner	Operator
Waste Management of Illinois Inc.** 13998 E. 1400th St., P.O. Box 375 Macomb, IL 61455 Contact: Steve Harenberg ☎ 309-694-0295	Waste Management of Illinois Inc.** 13998 E. 1400th St., P.O. Box 375 Macomb, IL 61455 Contact: Steve Harenberg ☎ 309-694-0295

**A subsidiary of Waste Management of IL & Waste Management Inc. Midwest, 1001 Fannin, Suite 4000, Houston, TX 77002, 713-512-6200. Regional Office: Waste Management of Illinois Inc., 1411 Opus Place, Suite 400, Downers Grove, IL 60515, 630-724-8400.

Indian Creek Landfill No. 2 (Under Development)

County	Tazewell
Municipality	Hopedale
Location	24501 McMullen Rd.
Location ☎	309-449-6864
Hours of operation	Mon.-Sat.: 7 a.m. - 4 p.m.
Waste accepted	Municipal and nonhazardous special waste
Tipping fee	\$35 per ton
Owner	Tazewell County Landfill Inc.**
Operator	Tazewell County Landfill Inc.**

**New owner and operator as of 11-26-03

Facility Facts

Identification number	1790305011
Design capacity, airspace cu.yds.	2,661,136
Total permitted landfill area, acres	216
Permitted disposal area, acres	36.27
Highest permitted elevation, feet (msl)	656 (final cover)
Leachate monitoring stations	3
Groundwater monitoring wells	13
Methane collection system	No
Years remaining, estimated by landfill	10
Date/year to open -- Date/year to close	7-1-04 - 2014*

*Sig. Mod. to develop Area 2 and 3 approved 11-26-03. Permit to operate Phase A1 issued 6-30-04.

Waste Received: 2001, 2002, 2003

	TOTAL WASTE ACCEPTED			OUT-OF-STATE WASTE ACCEPTED		
	gate cu. yds	tons	tons/day	gate cu/yds.	tons	% of total
2001	0	0	0	0	0	0
2002	0	0	0	0	0	0
2003	0	0	0	0	0	0

2001 State of Origin: N/A 2002 State of Origin: N/A 2003 State of Origin: N/A

Remaining Capacities: Jan. 1, 2003 and Jan. 1, 2004

2003 certified gate cu. yds. (tons)	0	(0)
2004 certified gate cu. yds. (tons)	0	(0)

Site was not asked to submit a landfill capacity certification form as of 1-1-04.

Audits and Inspections

Solid Waste Mgt. Fees paid in 2003	\$0
LF Paid Local SW Fees to County/City	Tazewell
Facility inspected by	Illinois EPA, Peoria Regional Office & Tazewell County Health Department

Contacts

Owner

Tazewell County Landfill Inc.**
 4700 W. Sterling Ave., P.O. Box 9071
 Peoria, IL 61612-9071
 Contact: Ron L. Edwards
 ☎ 309-676-4893 Ext. 204

Operator

Tazewell County Landfill Inc.**
 4700 W. Sterling Ave., P.O. Box 9071
 Peoria, IL 61612-9071
 Contact: Ron L. Edwards
 ☎ 309-676-4893 Ext. 204

**A separately incorporated affiliate of Peoria Disposal Company, 4700 N. Sterling Ave., P.O. Box 9071, Peoria, IL 61614, 309-676-4893.

Knox County Landfill #3

County	Knox
Municipality	Oneida
Location	996 Knox Road 2150 North, P.O. Box 407
Location ☎	309-375-6795
Hours of operation	Mon.-Sat.: 5 a.m. - 6 p.m.
Waste accepted	Municipal, nonhazardous special, C & D debris
Tipping fee	\$22.50 per ton
Owner	Knox County Landfill Committee
Operator	Knox County Landfill #3

Facility Facts

Identification number	0958160003
Design capacity, airspace cu.yds.	1,800,000
Total permitted landfill area, acres	139.7
Permitted disposal area, acres	42*
Highest permitted elevation, feet (msl)	845
Leachate monitoring stations	1
Groundwater monitoring wells	8
Methane collection system	Under development
Years remaining, estimated by landfill	11
Date/year to open -- Date/year to close	1982 - 2015

*3.5 million in-place cu. yds. expansion allowed on 11-21-01.

Waste Received: 2001, 2002, 2003

	TOTAL WASTE ACCEPTED			OUT-OF-STATE WASTE ACCEPTED		
	gate cu. yds	tons	tons/day	gate cu/yds.	tons	% of total
2001	403,940	122,406	471	656	199	0
2002	435,720	132,036	508	555	168	0
2003	518,000	156,970	604	0	0	0
2001 State of Origin: Illinois, Iowa 2002 State of Origin: Illinois, Iowa 2003 State of Origin: Illinois only						

Remaining Capacities: Jan. 1, 2003 and Jan. 1, 2004

2003 certified gate cu. yds. (tons)	6,349,000	(1,924,000)
2004 certified gate cu. yds. (tons)	5,780,000	(1,752,000)

Audits and Inspections

Solid Waste Mgt. Fees paid in 2003	\$208,070
LF Paid Local SW Fees to County/City	Knox
Facility inspected by	Illinois EPA, Peoria Regional Office

Contacts

Owner

Knox County Landfill Committee
 Knox County Courthouse
 Galesburg, IL 61401
 Contact: Larry Larson
 ☎ 309-341-0901

Operator

Knox County Landfill #3
 P.O. Box 407
 Wataga, IL 61448
 Contact: Greg Ingle
 ☎ 309-375-6795

Peoria City/County Landfill #2

County	Peoria
Municipality	Brimfield
Location	11501 W. Cottonwood Road
Location ☎	309-565-4281
Hours of operation	Mon.-Sat.: 5 a.m. - 6 p.m.; Holidays: 5 a.m. - 9 a.m.
Waste accepted	Municipal, nonhazardous special
Tipping fee	\$31 per ton
Owner	Joint City and County of Peoria, Solid Waste Disposal Board
Operator	Waste Management of Illinois Inc.**

Facility Facts

Identification number	1438165003
Design capacity, airspace cu.yds.	7,477,800
Total permitted landfill area, acres	99.6
Permitted disposal area, acres	60
Highest permitted elevation, feet (msl)	782
Leachate monitoring stations	2
Groundwater monitoring wells	9
Methane collection system	Under construction
Years remaining, estimated by landfill	16
Date/year to open -- Date/year to close	3-9-98 - 2019

Waste Received: 2001, 2002, 2003

	TOTAL WASTE ACCEPTED			OUT-OF-STATE WASTE ACCEPTED		
	gate cu. yds	tons	tons/day	gate cu/yds.	tons	% of total
2001	596,710	180,821	695	0	0	0
2002	596,422	180,734	695	0	0	0
2003	624,804	189,335	728	0	0	0
2001 State of Origin: Illinois only 2002 State of Origin: Illinois only 2003 State of Origin: Illinois only						

Remaining Capacities: Jan. 1, 2003 and Jan. 1, 2004

2003 certified gate cu. yds. (tons)	10,135,000	(3,071,000)
2004 certified gate cu. yds. (tons)	9,738,000	(2,951,000)

Audits and Inspections

Solid Waste Mgt. Fees paid in 2003	\$351,728
LF Paid Local SW Fees to County/City	Peoria
Facility inspected by	Illinois EPA, Peoria Regional Office

Contacts

Owner

Joint City and County of Peoria, Solid Waste Disposal Board
419 Fulton St., Room 307
Peoria, IL 61602
Contact: Stephen Van Winkle
☎ 309-494-8800

Operator

Waste Management of Illinois Inc.**
11501 W. Cottonwood Road
Brimfield, IL 61517
Contact: Steve Harenberg
☎ 309-565-4282

**A subsidiary of Waste Management Inc. Midwest, 1001 Fannin, Suite 4000, Houston, TX 77002, 713-512-6200. Regional Office: Waste Management of Illinois Inc., 1411 Opus Place, Suite 400, Downers Grove, IL 60515, 630-724-8400.

Peoria Disposal Co. Inc.

County	Peoria
Municipality	Peoria
Location	4349 W. Southport Road
Location ☎	309-676-4893 Ext. 204
Hours of operation	Mon.-Fri.: 7 a.m. - 3:30 p.m.
Waste accepted	Nonhazardous special, hazardous*
Tipping fee	\$100 per ton
Owner	Peoria Disposal Co.
Operator	Peoria Disposal Co.

*Holds permit to accept hazardous waste.

Facility Facts

Identification number	1438120003
Design capacity, airspace cu.yds.	1,847,000
Total permitted landfill area, acres	90
Permitted disposal area, acres	74
Highest permitted elevation, feet (msl)	670
Leachate monitoring stations	9
Groundwater monitoring wells	26
Methane collection system	None
Years remaining, estimated by landfill	5
Date/year to open -- Date/year to close	1979 - 2009

Waste Received: 2001, 2002, 2003

	TOTAL WASTE ACCEPTED			OUT-OF-STATE WASTE ACCEPTED		
	gate cu. yds	tons	tons/day	gate cu/yds.	tons	% of total
2001	122,579	37,145	143	53,930	16,342	44
2002	139,075	42,144	162	64,549	19,560	46
2003	141,584	42,904	165	67,199	20,363	47

2001 State of Origin: Arkansas, Illinois, Indiana, Iowa, Kentucky, Minnesota, Missouri, Nebraska, Tennessee, Wisconsin

2002 State of Origin: Arkansas, Illinois, Indiana, Iowa, Kentucky, Minnesota, Missouri, Nebraska, Tennessee, Wisconsin

2003 State of Origin: Arkansas, Illinois, Indiana, Iowa, Kentucky, Minnesota, Missouri, Nebraska, Tennessee, Wisconsin

Remaining Capacities: Jan. 1, 2003 and Jan. 1, 2004

2003 certified gate cu. yds. (tons)	724,000	(219,000)
2004 certified gate cu. yds. (tons)	744,000	(225,000)

Audits and Inspections

Solid Waste Mgt. Fees paid in 2003	\$5,355*
LF Paid Local SW Fees to County/City	Peoria
Facility inspected by	Illinois EPA, Peoria Regional Office

*Only 26 percent of the waste accepted was subject to the state surcharge.

Contacts

Owner

Peoria Disposal Co.
4700 N. Sterling Ave., P.O. Box 9071
Peoria, IL 61614
Contact: Ron L. Edwards
☎ 309-676-4893 Ext. 204

Operator

Peoria Disposal Co.
4700 N. Sterling Ave., P.O. Box 9071
Peoria, IL 61614
Contact: Ron L. Edwards
☎ 309-676-4893 Ext. 204

Quad Cities Landfill, Phase IV

County	Rock Island
Municipality	Milan
Location	13606 Knoxville Road
Location ☎	309-787-2303
Hours of operation	Mon.-Sat.: 5 a.m. - 6 p.m.
Waste accepted	Municipal, nonhazardous special
Tipping fee	\$11 per cubic yard
Owner	Millennium Waste Inc.
Operator	Millennium Waste Inc.

Facility Facts

Identification number	1610400018
Design capacity, airspace cu.yds.	7,544,900
Total permitted landfill area, acres	142.21
Permitted disposal area, acres	67.76
Highest permitted elevation, feet (msl)	825
Leachate monitoring stations	3
Groundwater monitoring wells	20
Methane collection system	Gas-to-energy
Years remaining, estimated by landfill	18*
Date/year to open -- Date/year to close	1983 - 2020

*Compaction ratio improved significantly and better engineering of the waste boundary has been documented. Permit renewed on 6-24-04.

Waste Received: 2001, 2002, 2003

	TOTAL WASTE ACCEPTED			OUT-OF-STATE WASTE ACCEPTED		
	gate cu. yds	tons	tons/day	gate cu/yds.	tons	% of total
2001	856,695	259,605	998	493,370	149,506	58
2002	877,625	265,947	1,023	434,075	131,538	49
2003	917,857	278,138	1,070	515,723	156,280	56

2001 State of Origin: Illinois, Iowa, Wisconsin 2002 State of Origin: Illinois, Iowa, Wisconsin 2003 State of Origin: Illinois, Iowa, Wisconsin

Remaining Capacities: Jan. 1, 2003 and Jan. 1, 2004

2003 certified gate cu. yds. (tons)	11,986,000	(3,632,000)
2004 certified gate cu. yds. (tons)	16,669,000	(5,051,000)

Audits and Inspections

Solid Waste Mgt. Fees paid in 2003	\$299,311
LF Paid Local SW Fees to County/City	Rock Island
Facility inspected by	Illinois EPA, Peoria Regional Office

Contacts

Owner

Millennium Waste Inc.
13606 Knoxville Road
Milan, IL 61264
Contact: Dominic J. Remmes
☎ 309-787-2303

Operator

Millennium Waste Inc.
13606 Knoxville Road
Milan, IL 61264
Contact: Dominic J. Remmes
☎ 309-787-2303

Spoon Ridge Landfill

County	Fulton
Municipality	Fairview
Location	Route 1, Highway 97 North
Location ☎	309-778-2787
Hours of operation	Mon.-Sun.: 24 hours a day
Waste accepted	Municipal, nonhazardous special
Tipping fee	N/A
Owner	BFI Waste Systems of North America Inc.**
Operator	BFI Waste Systems of North America Inc.**

Facility Facts

Identification number	0578080002
Design capacity, airspace cu.yds.	84,620,000
Total permitted landfill area, acres	1,038
Permitted disposal area, acres	372
Highest permitted elevation, feet (msl)	915
Leachate monitoring stations	19
Groundwater monitoring wells	32
Methane collection system	None
Years remaining, estimated by landfill	43*
Date/year to open -- Date/year to close	5-31-93 - 2047

*The site is operating in a diminished capacity, in response to unfavorable market conditions. Under fully operating conditions, the waste volume could be three million cu. yds. per year.

Waste Received: 2001, 2002, 2003

	TOTAL WASTE ACCEPTED			OUT-OF-STATE WASTE ACCEPTED		
	gate cu. yds	tons	tons/day	gate cu/yds.	tons	% of total
2001	19	6		19	6	100
2002	13	4		13	4	100
2003	10	3		0	0	0

2001 State of Origin: Illinois, Iowa 2002 State of Origin: Illinois, Iowa 2003 State of Origin: Illinois only

Remaining Capacities: Jan. 1, 2003 and Jan. 1, 2004

2003 certified gate cu. yds. (tons)	130,465,000	(39,535,000)
2004 certified gate cu. yds. (tons)	130,465,000	(39,535,000)

Audits and Inspections

Solid Waste Mgt. Fees paid in 2003	\$0
LF Paid Local SW Fees to County/City	False
Facility inspected by	Illinois EPA, Peoria Regional Office

Contacts

Owner

BFI Waste Systems of North America Inc.**
Route 1, Highway 97 North
Fairview, IL 61432
Contact: Beau Harp
☎ 309-778-2787

Operator

BFI Waste Systems of North America Inc.**
Route 1, Highway 97 North
Fairview, IL 61432
Contact: Beau Harp
☎ 309-778-2787

**A subsidiary of Allied Waste Industries Inc., 15880 N. Greenway-Hayden Loop, Suite 100, Scottsdale, AZ 85260, 480-627-2700. Regional Office: 13832 S. Kostner, Crestwood, IL 60445, 708-824-3060.

Tazewell Recycling and Disposal Facility

County	Tazewell
Municipality	East Peoria
Location	3550 E. Washington St.
Location ☎	309-694-0295
Hours of operation	Mon.-Sat.: 6 a.m. - 6 p.m.
Waste accepted	Municipal, nonhazardous special, liquids for solidification
Tipping fee	\$32.50 per ton
Owner	Waste Management of Illinois Inc.**
Operator	Waste Management of Illinois Inc.**

Facility Facts

Identification number	1798060004
Design capacity, airspace cu.yds.	4,806,709
Total permitted landfill area, acres	154
Permitted disposal area, acres	84
Highest permitted elevation, feet (msl)	764.8
Leachate monitoring stations	2
Groundwater monitoring wells	20
Methane collection system	Gas-to-energy
Years remaining, estimated by landfill	< 1
Date/year to open -- Date/year to close	1975 - 2004*

*Site expects to close in August 2004.

Waste Received: 2001, 2002, 2003

	TOTAL WASTE ACCEPTED			OUT-OF-STATE WASTE ACCEPTED		
	gate cu. yds	tons	tons/day	gate cu/yds.	tons	% of total
2001	1,117,858	338,745	1,303	0	0	0
2002	774,567	234,717	903	0	0	0
2003	921,317	279,187	1,074	0	0	0
2001 State of Origin: Illinois only 2002 State of Origin: Illinois only 2003 State of Origin: Illinois only						

Remaining Capacities: Jan. 1, 2003 and Jan. 1, 2004

2003 certified gate cu. yds. (tons)	1,395,000	(423,000)
2004 certified gate cu. yds. (tons)	530,000	(161,000)

Audits and Inspections

Solid Waste Mgt. Fees paid in 2003	\$383,736
LF Paid Local SW Fees to County/City	False
Facility inspected by	Illinois EPA, Peoria Regional Office & Tazewell County Health Department

Contacts

Owner

Waste Management of Illinois Inc.**
3550 E. Washington St.
East Peoria, IL 61611
Contact: Steve Harenberg
☎ 309-694-0295

Operator

Waste Management of Illinois Inc.**
3550 E. Washington St.
East Peoria, IL 61611
Contact: Steve Harenberg
☎ 309-694-0295

**A subsidiary of Waste Management of IL & Waste Management Inc. Midwest, 1001 Fannin, Suite 4000, Houston, TX 77002, 713-512-6200. Regional Office: Waste Management of Illinois Inc., 1411 Opus Place, Suite 400, Downers Grove, IL 60515, 630-724-8400.

Upper Rock Island County Landfill

County	Rock Island
Municipality	East Moline
Location	17201 20th Ave. North
Location ☎	309-496-2396
Hours of operation	Mon.-Sat.: 6 a.m. - 6 p.m.
Waste accepted	Municipal, nonhazardous special
Tipping fee	\$34 per ton
Owner	Upper Rock Island County Landfill Inc.**
Operator	Upper Rock Island County Landfill Inc.**

Facility Facts

Identification number	1618100014
Design capacity, airspace cu.yds.	11,079,400
Total permitted landfill area, acres	195*
Permitted disposal area, acres	107.56
Highest permitted elevation, feet (msl)	742
Leachate monitoring stations	10
Groundwater monitoring wells	15
Methane collection system	Gas-to-energy
Years remaining, estimated by landfill	16
Date/year to open -- Date/year to close	12-31-81 - 2019

*Permit Mod. #34 approved operation of fill area for a 5.87 ac. cell on 2-9-04

Waste Received: 2001, 2002, 2003

	TOTAL WASTE ACCEPTED			OUT-OF-STATE WASTE ACCEPTED		
	gate cu. yds	tons	tons/day	gate cu/yds.	tons	% of total
2001	940,298	284,939	1,096	363,982	110,298	39
2002	926,911	280,882	1,080	337,082	102,146	36
2003	942,310	285,548	1,098	275,804	83,577	29
2001 State of Origin: Illinois, Iowa 2002 State of Origin: Illinois, Iowa 2003 State of Origin: Illinois, Iowa						

Remaining Capacities: Jan. 1, 2003 and Jan. 1, 2004

2003 certified gate cu. yds. (tons)	15,366,000	(4,656,000)
2004 certified gate cu. yds. (tons)	15,367,000	(4,657,000)

Audits and Inspections

Solid Waste Mgt. Fees paid in 2003	\$396,423
LF Paid Local SW Fees to County/City	Rock Island
Facility inspected by	Illinois EPA, Peoria Regional Office

Contacts

Owner

Upper Rock Island County Landfill Inc.**
 17201 20th Avenue North, P.O. Box 159
 East Moline, IL 61244
 Contact: Dave Geier
 ☎ 309-496-2396

Operator

Upper Rock Island County Landfill Inc.**
 17201 20th Avenue North, P.O. Box 159
 East Moline, IL 61244
 Contact: Dave Geier
 ☎ 309-496-2396

**A subsidiary of Allied Waste Industries Inc., 15880 N. Greenway-Hayden Loop, Suite 100, Scottsdale, AZ 85260, 480-627-2700. Regional Office: 13832 S. Kostner, Crestwood, IL 60445, 708-824-3060.

Kewanee Solid Waste Transfer Station (Active)

County	Henry
Municipality	Kewanee
Location	Fisher Avenue
Location ☎	309-852-5286
Hours of operation	Mon. - Sat.: 8 a.m. - 2 p.m.
Waste accepted	Municipal, C & D debris
Tipping fee	\$35.12/ton Jan. - June; \$36.27/ton July - Dec.
Owner	City of Kewanee
Operator	City of Kewanee

Facility Facts

Identification number	0730650023
Opened, year	1993
Facility acreage	2.1

Waste Received: 2001, 2002, 2003

	<u>Tons per year</u>	<u>Tons per day (average)</u>
2001	8,500	34
2002	8,300	34
2003	10,050	41

Inspections

Facility inspected by	Illinois EPA, Peoria Regional Office
-----------------------	--------------------------------------

Contacts

Owner

City of Kewanee
Kip Spear
401 E. Third St.
Kewanee, IL 61443
☎ 309-852-2611

Operator

City of Kewanee
Kip Spear
401 E. Third St.
Kewanee, IL 61443
☎ 309-852-2611

Monmouth Municipal Transfer Station (Active)

County	Warren
Municipality	Monmouth
Location	836 186th Ave.
Location ☎	309-734-2515
Hours of operation	Mon. - Fri.: 8 a.m. - 4 p.m.; Sat.: 8 a.m. - noon
Waste accepted	Municipal
Tipping fee	\$17.50/yd.(compacted), \$8.50/yd. (loose)
Owner	City of Monmouth
Operator	City of Monmouth

Facility Facts

Identification number	1878080001
Opened, year	1983
Facility acreage	3.5

Waste Received: 2001, 2002, 2003

	<u>Tons per year</u>	<u>Tons per day (average)</u>
2001	0	0
2002	1,755	7
2003	2,175	9

Inspections

Facility inspected by	Illinois EPA, Peoria Regional Office
------------------------------	--------------------------------------

Contacts

Owner

City of Monmouth
Andrew Jackson
100 E. Broadway
Monmouth, IL 61462
☎ 309-734-2141

Operator

City of Monmouth
Andrew Jackson
100 E. Broadway
Monmouth, IL 61462
☎ 309-734-2141

Peoria City/County Compost LSW Transfer Station (New)

County	Peoria
Municipality	Brimfield
Location	Peoria City/County Landfill #2
Location 📍	N/A
Hours of operation	Mon. - Sat.: 6 a.m. - 7 p.m.
Waste accepted	Landscape waste only
Tipping fee	N/A
Owner	Joint City and County of Peoria Solid Waste Disposal Board
Operator	Waste Management of Illinois Inc.**

Facility Facts

Identification number	1438165005
Opened, year	2002*
Facility acreage	1.4

*Opened 12-2-02.

Waste Received: 2001, 2002, 2003

	<u>Tons per year</u>	<u>Tons per day (average)</u>
2001	0	0
2002	0	0
2003	3,400	12

Tons per year and average tons per day not available for 2001 and 2002.

Inspections

Facility inspected by	Illinois EPA, Peoria Regional Office
------------------------------	--------------------------------------

Contacts

Owner	Operator
Joint City and County of Peoria Solid Waste Disposal Board	Waste Management of Illinois Inc.**
Steve Van Winkle	Steve Harenberg
419 Fulton	11501 W. Cottonwood
Peoria, IL 61602	Brimfield, IL 61517
☎ 309-494-8800	☎ 309-565-4281

**A subsidiary of Waste Management of IL & Waste Management Inc. Midwest, 1001 Fannin, Suite 4000, Houston, TX 77002, 713-512-6200. Regional Office: Waste Management of Illinois Inc., 1411 Opus Place, Suite 400, Downers Grove, IL 60515, 630-724-8400.

Peoria Recycling and Transfer (Under Development)

County	Peoria
Municipality	Peoria
Location	4349 1/2 W. Southport Road B
Location ☎	309-676-4893
Hours of operation	Mon. - Fri.: 5 a.m. - 9 p.m., Sat.: 5 a.m. - 2 p.m.
Waste accepted	Municipal, recyclables, landscape waste*
Tipping fee	N/A
Owner	Peoria Disposal Co.
Operator	Peoria Disposal Co.

*Formerly Peoria Recycling & Transfer Facility Inc. before 11-17-03. ***Maximum volume = 1,200 tons MW; 300 tons recyclables; two tons LSW stored at any time.

Facility Facts

Identification number	1438075007
Opened, year	UD*
Facility acreage	2.029

*Dev. Permit issued 7-26-00. Still not open as of June 2004.

Waste Received: 2001, 2002, 2003

	<u>Tons per year</u>	<u>Tons per day (average)</u>
2001	0	0
2002	0	0
2003	0	0

Inspections

Facility inspected by	Illinois EPA, Peoria Regional Office
------------------------------	--------------------------------------

Contacts

Owner

Peoria Disposal Co.
 Ron Edwards
 4700 N. Sterling Ave.
 Peoria, IL 61615
 ☎ 309-676-4893

Operator

Peoria Disposal Co.
 Ron Edwards
 4700 N. Sterling Ave.
 Peoria, IL 61615
 ☎ 309-676-4893

Wigand Recycling & Transfer Facility (Active)

County	Peoria
Municipality	Chillicothe
Location	19908 N. Route 29
Location ☎	309-274-4589
Hours of operation	Mon. - Fri.: 5:30 a.m.- 6 p.m.; Sat. 7a.m.- 2p.m.
Waste accepted	Municipal, recyclables, landscape waste
Tipping fee	N/A
Owner	Wigand Disposal Co.**
Operator	Wigand Disposal Co.

Facility Facts

Identification number	1430205031
Opened, year	1998
Facility acreage	2.1

Waste Received: 2001, 2002, 2003

	<u>Tons per year</u>	<u>Tons per day (average)</u>
2001	0	0
2002	0	0
2003	0	0

Tons per year and average tons per day not available.

Inspections

Facility inspected by	Illinois EPA, Peoria Regional Office
------------------------------	--------------------------------------

Contacts

Owner	Operator
Wigand Disposal Co.**	Wigand Disposal Co.
Ron Edwards	Ron Edwards
P.O. Box 9071	P.O. Box 9071
Peoria, IL 61612-9071	Peoria, IL 61612-9071
☎ 309-676-4893	☎ 309-676-4893

**A subsidiary of Coulter Companies, P.O. Box 9071, Peoria, IL 61612-9071, 309-676-4893.

Envirofil Compost Facility* (Inactive)

County	McDonough
Municipality	Macomb
Location	13998 E. 1400th St.-A
Location ☎	309-833-4779
Hours of operation	N/A
Waste accepted	N/A
Owner	Environfil Inc.
Operator	Environfil Inc.

*Inactive , 2001-2003

Facility Facts

Identification number	1098100003
Date/Year Open - Date/Year Closed	3-19-90 -
Permit Expires	7-23-03
Facility Inspected By	Illinois EPA, Peoria Regional Office

Permit expired.

Landscape Waste Received (cu. yds): 2001, 2002 & 2003

	Grass cu. yds.	Leaves cu. yds.	Brush cu. yds.
2001	0	0	0
2002	0	0	0
2003	0	0	0

Total Landscape Waste Received (tons): 2001, 2002 & 2003

2001 tons per year	0
2002 tons per year	0
2003 tons per year	0

2003 Amounts Used/Sold (cubic yards)

	Composted	Chipped/Shredded
Land Reclamation	0	0
Daily Landfill Cover	0	0
Final Landfill Cover	0	0
Landscaping	0	0
Land Application at Agronomic Rates	0	0
Other	0	0
TOTAL	0	0

Contacts

Owner

Environfil Inc.
Steve Harenberg
13998 E. 1400th St.-A
Macomb, IL 61455
☎ 309-833-4779

Operator

Environfil Inc.
Steve Harenberg
13998 E. 1400th St.-A
Macomb, IL 61455
☎ 309-833-4779

Fulton County Landfill #2 Composting Facility* (Inactive, Now Closed)

County	Fulton
Municipality	Cuba
Location	Route 97 & 95 B
Location ☎	N/A
Hours of operation	N/A
Waste accepted	N/A
Owner	Fulton County
Operator	Fulton County, Public Works Dept.

*Inactive, 2001-2003.

Facility Facts

Identification number	0578200003
Date/Year Open - Date/Year Closed	6-20-90 - 8-29-93
Permit Expires	N/A*
Facility Inspected By	Illinois EPA, Peoria Regional Office

*Certificate of Closure issued 8-4-03.

Landscape Waste Received (cu. yds): 2001, 2002 & 2003

	Grass cu. yds.	Leaves cu. yds.	Brush cu. yds.
2001	0	0	0
2002	0	0	0
2003	0	0	0

Total Landscape Waste Received (tons): 2001, 2002 & 2003

2001 tons per year	0
2002 tons per year	0
2003 tons per year	0

2003 Amounts Used/Sold (cubic yards)

	Composted	Chipped/Shredded
Land Reclamation	0	0
Daily Landfill Cover	0	0
Final Landfill Cover	0	0
Landscaping	0	0
Land Application at Agronomic Rates	0	0
Other	0	0
TOTAL	0	0

Contacts

Owner

Fulton County
100 N. Main St.
Lewistown, IL 61542
☎ 309-647-0351

Operator

Fulton County, Public Works Dept.
Samuel C. Swickard
430 E. Oak St.
Canton, IL 61520-3155
☎ 309-785-5123

Knox County Landfill Compost Site

County	Knox
Municipality	Wataga
Location	996 Knox Rd. 2150E
Location ☎	309-375-6795
Hours of operation	Mon. - Fri.: 8 a.m. - 4 p.m.; Sat.: 8 a.m. - noon
Waste accepted	Landscape waste*
Owner	Knox County Landfill Committee Dept.
Operator	Knox County Landfill Committee Dept.

*Maximum amounts accepted 50,000 cu. yds. per year.

Facility Facts

Identification number	0950600001
Date/Year Open - Date/Year Closed	4-10-90 -
Permit Expires	10-1-08*
Facility Inspected By	Illinois EPA, Peoria Regional Office

*Permit renewed on 11-26-03 for another five years.

Landscape Waste Received (cu. yds): 2001, 2002 & 2003

	Grass cu. yds.	Leaves cu. yds.	Brush cu. yds.
2001	0	0	0
2002	0	0	0
2003	0	0	0

Landscape waste components not itemized.

Total Landscape Waste Received (tons): 2001, 2002 & 2003

2001 tons per year	3,287
2002 tons per year	3,298
2003 tons per year	3,555

2003 Amounts Used/Sold (cubic yards)

	Composted	Chipped/Shredded
Land Reclamation	0	0
Daily Landfill Cover	0	0
Final Landfill Cover	210	0
Landscaping	0	0
Land Application at Agronomic Rates	0	0
Other	0	0
TOTAL	210	0

Contacts

Owner

Knox County Landfill Committee Dept.
Larry Larson
1361 W. Fremont St.
Galesburg, IL 61401
☎ 309-341-0901

Operator

Knox County Landfill Committee Dept.
Larry Larson
1361 W. Fremont St.
Galesburg, IL 61401
☎ 309-341-0901

LHF Compost Inc.

County	Peoria
Municipality	Peoria
Location	8412 W. Middle Road
Location ☎	309-697-0963 or 309-256-6818
Hours of operation	N/A
Waste accepted	Grass, leaves, brush*
Owner	Anna L. Pille
Operator	LHF Compost Inc.

*Maximum amounts accepted 60,000 cu. yds. per year. Now permitted as an organic waste compost facility.

Facility Facts

Identification number	1430655530
Date/Year Open - Date/Year Closed	6-4-02 -
Permit Expires	12-15-06*
Facility Inspected By	Illinois EPA, Peoria Regional Office

*Permitted to operate 6-4-02; modified permit on 8-4-03 to an organic compost facility.

Landscape Waste Received (cu. yds): 2001, 2002 & 2003

	Grass cu. yds.	Leaves cu. yds.	Brush cu. yds.
2001	0	0	0
2002	920	5,075	465
2003	0	0	0

Not required to report for 2003.

Total Landscape Waste Received (tons): 2001, 2002 & 2003

2001 tons per year	0
2002 tons per year	1,453
2003 tons per year	0

Not required to report for 2003.

2003 Amounts Used/Sold (cubic yards)

	Composted	Chipped/Shredded
Land Reclamation	0	0
Daily Landfill Cover	0	0
Final Landfill Cover	0	0
Landscaping	0	0
Land Application at Agronomic Rates	0	0
Other	0	0
TOTAL	0	0

Contacts

Owner

Anna L. Pille
11510 W. Grub Rd.
Mapleton, IL 61547
☎ 309-565-4826

Operator

LHF Compost Inc.
Paul Rosenbohm
8412 W. Middle Rd.
Peoria, IL 61547
☎ 309-697-0963

Monmouth Municipal

County	Warren
Municipality	Monmouth
Location	836 186th Ave.
Location ☎	309-734-4026
Hours of operation	Mon. - Fri. 7:30 a.m. - 3:30 p.m.; Sat.: 7:30 a.m. - 11:30 p.m.
Waste accepted	Grass, leaves, brush
Owner	City of Monmouth, Public Works
Operator	City of Monmouth, Public Works

*Maximum amounts accepted 20,000 cu. yds. per year.

Facility Facts

Identification number	1878080001
Date/Year Open - Date/Year Closed	6-15-90 -
Permit Expires	1-1-09*
Facility Inspected By	Illinois EPA, Peoria Regional Office

*Permit renewed 1-27-04.

Landscape Waste Received (cu. yds): 2001, 2002 & 2003

	Grass cu. yds.	Leaves cu. yds.	Brush cu. yds.
2001	2,780	2,998	4,073
2002	3,238	4,528	2,168
2003	4,111	4,070	2,342

Total Landscape Waste Received (tons): 2001, 2002 & 2003

2001 tons per year	2,323
2002 tons per year	2,526
2003 tons per year	2,810

2003 Amounts Used/Sold (cubic yards)

	Composted	Chipped/Shredded
Land Reclamation	0	0
Daily Landfill Cover	0	0
Final Landfill Cover	0	0
Landscaping	289	140
Land Application at Agronomic Rates	0	0
Other	0	0
TOTAL	289	140

Contacts

Owner

City of Monmouth, Public Works
Andrew Jackson
100 E. Broadway
Monmouth, IL 61462
☎ 309-734-2141

Operator

City of Monmouth, Public Works
Andrew Jackson
100 E. Broadway
Monmouth, IL 61462
☎ 309-734-2141

Pekin Composting Facility

County	Tazewell
Municipality	Pekin
Location	14379 Illinois Route 29
Location ☎	309-347-7166
Hours of operation	Mon. - Fri. 7:30 a.m. - 4 p.m.
Waste accepted	Grass, leaves, brush
Owner	D. J. Mahoney Inc.
Operator	City of Pekin

Facility Facts

Identification number	1790600019
Date/Year Open - Date/Year Closed	9-20-90 -
Permit Expires	4-12-04*
Facility Inspected By	Illinois EPA, Peoria Regional Office & Tazewell County Health Department

*Permit renewal under review (Log #2004-060)

Landscape Waste Received (cu. yds): 2001, 2002 & 2003

	Grass cu. yds.	Leaves cu. yds.	Brush cu. yds.
2001	3,181	2,753	2,753
2002	2,351	3,200	2,830
2003	2,150	3,050	2,560

Total Landscape Waste Received (tons): 2001, 2002 & 2003

2001 tons per year	2,246
2002 tons per year	1,960
2003 tons per year	1,854

2003 Amounts Used/Sold (cubic yards)

	Composted	Chipped/Shredded
Land Reclamation	0	0
Daily Landfill Cover	0	0
Final Landfill Cover	0	0
Landscaping	1,550	0
Land Application at Agronomic Rates	4,210	0
Other	2,000	0
TOTAL	7,760	0

Other means "still compost."

Contacts

Owner

D. J. Mahoney Inc.
Jerry Mahoney
14379 Illinois Route 29
Pekin, IL 61554
☎ 309-347-7166

Operator

City of Pekin
Lyn Howard
111 S. Capitol St.
Pekin, IL 61554
☎ 309-477-2300

Peoria City/County Landfill #1 Compost Site

County	Peoria
Municipality	Brimfield
Location	11501 W. Cottonwood Road
Location ☎	309-694-8772
Hours of operation	Mon. - Sat. 6 a.m. - 7 p.m.
Waste accepted	Grass, leaves, brush*
Owner	City of Peoria/County of Peoria Joint Solid Waste Disposal Facility Board
Operator	Waste Management of Illinois Inc.**

*New operator in 2001. Maximum amounts accepted 60,000 cu. yds. per year.

Facility Facts

Identification number	1438165005
Date/Year Open - Date/Year Closed	6-1-90 -
Permit Expires	10-1-08*
Facility Inspected By	Illinois EPA, Peoria Regional Office

*Permit renewed for five more years on 11-7-03.

Landscape Waste Received (cu. yds): 2001, 2002 & 2003

	Grass cu. yds.	Leaves cu. yds.	Brush cu. yds.
2001	1,933	7,732	36,083
2002	2,827	11,308	52,769
2003	3,190	12,760	59,553

Total Landscape Waste Received (tons): 2001, 2002 & 2003

2001 tons per year	7,732
2002 tons per year	11,308
2003 tons per year	12,761

2003 Amounts Used/Sold (cubic yards)

	Composted	Chipped/Shredded
Land Reclamation	0	0
Daily Landfill Cover	0	6,860
Final Landfill Cover	0	0
Landscaping	38	0
Land Application at Agronomic Rates	0	0
Other	0	0
TOTAL	38	6,860

Contacts

Owner

City of Peoria/County of Peoria Joint Solid Waste Disposal
Facility Board
Stephen VanWinkle
419 Fulton St., Room 307
Peoria, IL 61602
☎ 309-494-8800

Operator

Waste Management of Illinois Inc.**
Steven R. Harenberg
11501 W. Cottonwood Road
Brimfield, IL 61517
☎ 309-694-8772

Upper Rock Island County Landfill Compost Site #2

County	Rock Island
Municipality	East Moline
Location	17201 20th Ave. North
Location ☎	309-496-2396
Hours of operation	Mon. - Sat.: 6 a.m. - 6 p.m.
Waste accepted	Grass, leaves, brush*
Owner	Upper Rock Island County Landfill**
Operator	Upper Rock Island County Landfill**

*Maximum amounts accepted 10,000 cu. yds. per year.

Facility Facts

Identification number	1618100014
Date/Year Open - Date/Year Closed	8-16-93 & 12-13-01 - Site 1 - 2002
Permit Expires	Site 1 - 9-1-06; Site 2 10-1-07*
Facility Inspected By	Illinois EPA, Peoria Regional Office

*New permit issued 11-1-02. Site 1 ceased accepting waste in 2002, Letter of Closure needed for Site 1.

Landscape Waste Received (cu. yds): 2001, 2002 & 2003

	Grass cu. yds.	Leaves cu. yds.	Brush cu. yds.
2001	4,395	0	605
2002	2,718	2,718	1,629
2003	3,553	3,648	1,758

Total Landscape Waste Received (tons): 2001, 2002 & 2003

2001 tons per year	1,923
2002 tons per year	1,876
2003 tons per year	2,427

2003 Amounts Used/Sold (cubic yards)

	Composted	Chipped/Shredded
Land Reclamation	0	0
Daily Landfill Cover	6,752	1,758
Final Landfill Cover	0	0
Landscaping	0	0
Land Application at Agronomic Rates	0	0
Other	0	0
TOTAL	6,752	1,758

Contacts

Owner

Upper Rock Island County Landfill**
David Geier
17201 20th Ave., P.O. Box 159
East Moline, IL 61244
☎ 309-496-2396

Operator

Upper Rock Island County Landfill**
David Geier
17201 20th Ave., P.O. Box 159
East Moline, IL 61244
☎ 309-496-2396

**A subsidiary of Allied Waste Industries Inc., 15880 N. Greenway-Hayden Loop, Suite 100, Scottsdale, AZ 85260, 480-627-2700. Regional Office: 13832 S. Kostner, Crestwood, IL 60445, 708-824-3060.

Region Four: East Central Illinois

Landfills Transfer Stations Compost Facilities



Aerial photo of Livingston Landfill, Pontiac shows how enormous this landfill is. It received for waste disposal 10.5 million cubic yards (3.2 million tons) of waste in 2003, taking first place in Illinois.

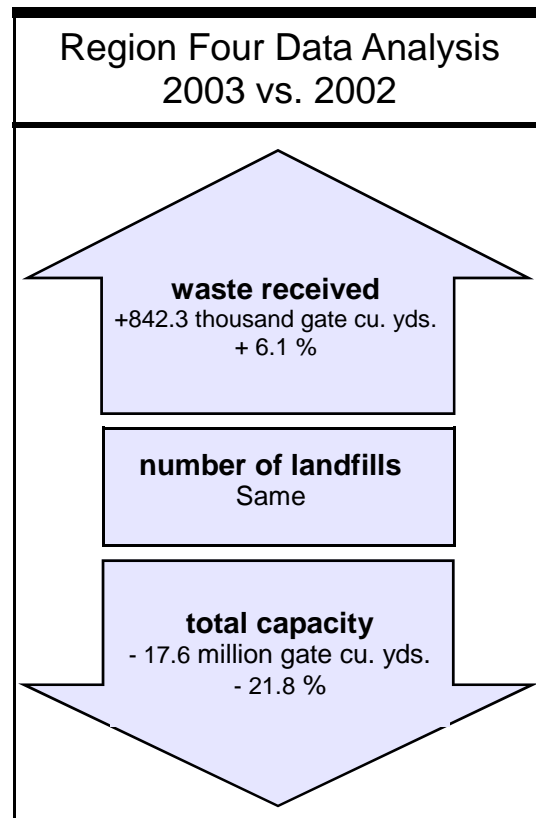
LIVINGSTON LANDFILL HELPED ITS REGION REPORT THE highest waste disposal share because more than 14.6 million gate cubic yards of waste was accepted in East Central Illinois during 2003. This figure is up just 6.1 percent from the previous year, a change of about 842,000 cubic yards.

Livingston Landfill, Pontiac, accepted more waste than any other landfill in the State, a total of more than 10.5 million gate cubic yards, which is more than double that of the next largest recipient. Onyx/Orchard Hills Landfill, Davis Junction, took the number two slot, having accepted 4.9 million gate cubic yards of waste in 2003.

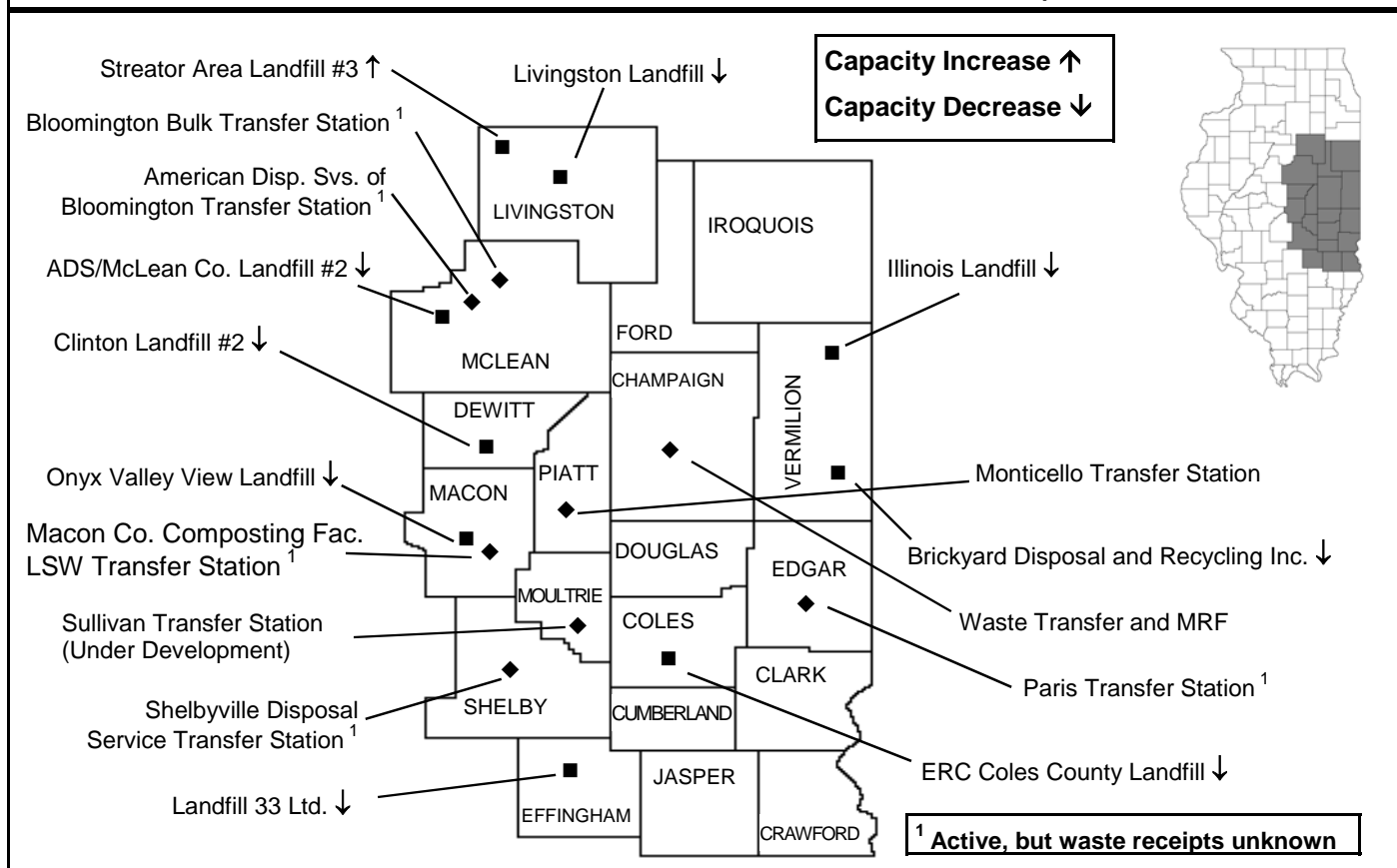
Illinois EPA approves landfill expansions and cells

As of Jan. 1, 2004, 63.1 million gate cubic yards of landfill capacity was available in Region Three. Now included in the Jan. 1, 2004 capacity figure: Streator Area Landfill's vertical expansion approved June 4, 2003; and new cells which opened at Brickyard Disposal and Recycling, Danville, on Feb. 7, 2003 and Dec. 11, 2003, and at Livingston Landfill on Dec. 30, 2003.

For 2002, an expansion of almost 1.2 million in-place cubic yards was approved for Landfill 33, Effingham, on June 28th. Two lateral expansions totaling 1.6 million in-place cubic yards at ERC Coles County Landfill, Charleston, were approved on May 13th and September 10th also in 2002.



Landfills and Transfer Stations: Active & Under Development in 2003



Region Four Solid Waste Statistics

Counties	19
Area (square miles)	12,096
Population (est.)	858,790
Landfill life expectancy	
Years remaining	4 *
Landfills	
Active in 2003	9
Transfer Stations	
Active in 2003	6
Under development	
New in 2003	1
Compost facilities	
Active in 2003	4
Became inactive in 2003	2
New in 2003	1

*Total remaining capacity (from table below) divided by total waste accepted. Tells how long the region may be served by local landfills at current disposal rates, barring capacity adjustments, until capacity is depleted.

Illinois Landfill ranked 7th for capacity remaining

Illinois Landfill, Hoopeston, made the top 10 list for capacity remaining at landfills in Illinois. It ranked 7th in capacity as of Jan. 1, 2004.

New expansion proposed by Livingston Landfill

A permit application is under review by Illinois EPA for horizontal and vertical expansions to increase permitted capacity by 50.5 million cubic yards at Livingston Landfill.

Clinton Landfill #2 received an Illinois EPA permit to open Phase 5B on March 25, 2004. This was not added to its capacity as of Jan. 1st.

Ambraw Valley, Macon and Vermilion counties have delegated duties

The Illinois EPA has delegated inspection authority to Ambraw Valley Solid Waste Agency, the Macon County Solid Waste Management Department and the Vermilion County Health Department.

Landfills: Waste Accepted 2003; Remaining Capacities Jan. 1, 2004

	Municipality	County	Waste		Capacity		Disp. Area Acres	Close Year
			Cu. Yds.	Rank ¹	Cu. Yds.	Rank ²		
ADS/McLean County Landfill #2	Bloomington	McLean	546,582	24	347,000	45	31	2005
Brickyard Disp. and Recyc. ^{3 *}	Danville	Vermilion	917,086	16	19,699,000	11	152	2025
Clinton Landfill #2 ^{4 *}	Clinton	DeWitt	907,068	17	4,429,000	28	63.9	2008
ERC Coles County Landfill ⁵	Charleston	Coles	322,086	34	1,496,000	36	43	2008
Illinois Landfill *	Hoopeston	Vermilion	224,563	39	21,952,000	7	120.5	2102
Landfill 33 Ltd. ⁶	Effingham	Effingham	225,000	38	3,426,000	34	40.6	2019
Livingston Landfill ⁷	Pontiac	Livingston	10,550,336	1	7,301,000	25	254	2004
Onyx Valley View Landfill *	Decatur	Macon	591,235	23	3,765,000	31	64.1	2010
Streator Area Landfill #3 ^{8 *}	Streator	Livingston	369,803	31	713,000	41	20.4	2005
Totals			14,653,759		63,128,000			

* Five landfills accepted out-of-state waste during 2003 totaling 87,176 gate cubic yards, or <1% of the region's total.

¹ Standing among 50 landfills that accepted waste during 2003.

² Standing among 49 landfills that reported capacity as of Jan. 1, 2004.

³ Operation of Unit II, Cell 4B on 9-6-01; Cell 4C approved on 2-7-03; and Cell 5A approved on 12-11-03.

⁴ Mod. #35 approved operation of Phase 5B on 3-25-04.

⁵ Permit for vertical expansion approved on 6-14-01; permits for lateral expansions of one million and 600,000 in-place cubic yards approved on 5-13-02 and 9-10-02.

⁶ Permit for a vertical expansion of 1.2 million in-place cubic yards approved on 6-28-02.

⁷ Operation of Cell D-6 permitted on 12-30-03.

⁸ Vertical expansion approved by Illinois EPA on 6-4-03.

Delegation agreements authorize these agencies to conduct many of the duties that would otherwise have to be performed by the Illinois EPA field office: investigations into complaints about open dumping, inspecting pollution control facilities, investigating and enforcing suspected violations of land pollution laws.

Ambraw Valley inspects one active landfill and several closed sites. Macon County has one active landfill. Macon County also inspects two compost facilities and one landscape waste transfer station. Vermilion County has two active landfills and one compost facility within its borders.

Transfer Station reporting is voluntary

Only two of the Region's seven transfer stations voluntarily reported solid waste accepted in 2003. A proposed transfer station in Sullivan has not received its operating permit. The 9,400 ton figure of waste receipts underrepresents what is actually happening in the region due to the data being voluntarily reported.

Transfer Stations: Waste Handled 2003			
	Municipality	County	Tons
American Disp. Serv. TS ¹	Bloomington	McLean	0
Bloomington Bulk Transfer ¹	Bloomington	McLean	0
Macon County Composting ^{1 & 2}	Decatur	Macon	0
Monticello Transfer Station	Monticello	Piatt	1,400
Paris Transfer Station ¹	Paris	Edgar	0
Shelbyville Disposal Service ¹	Shelbyville	Shelby	0
UD Sullivan Transfer Station ¹	Sullivan	Moultrie	0
Waste Transfer & MRF	Champaign	Champaign	8,000
Total			9,400

¹ Active, but waste receipts unknown.
² LSW Transfer Station opened 12-12-03.
 UD = Under Development

Composting activity reported to Illinois EPA

More than 21,830 gate tons of landscape waste were processed at three compost facilities in Region Four. Macon County Composting, Decatur, opened under a new operator in 2003.

Compost Facilities: Waste Accepted 2003			
	Municipality	County	Tons
Brickyard Disp. & Recy. Compost	Danville	Vermilion	1,565
Macon County Composting ¹	Decatur	Macon	9,280
Urbana Municipal Landscape	Urbana	Champaign	10,985
Total			21,830

¹ New operator in 2003

Questions and Complaints

Illinois EPA Region Four personnel investigate reports of suspected illegal waste disposal, and inspect the region's landfills, transfer stations and compost facilities, except in **Crawford, Macon and Vermilion counties**, where joint responsibility has been delegated to local authorities.

Questions or complaints concerning pollution control facilities, open dumping or other incidents should be directed to the office having jurisdiction over the site:

Illinois EPA
 2125 S. 1st St.
 Champaign, IL 61820
 Phone: 217-278-5800
 Fax: 217-278-5808

Ambraw Valley Solid Waste Agency (Crawford County)
 P.O. Box 83, 1630 S. Eaton St.
 Robinson, IL 62454
 Phone: 217-544-7045
 Fax: 618-544-5027

Macon County Solid Waste Management Department
 Room 212
 141 S. Main
 Decatur, IL 62523
 Phone: 217-425-4505
 Fax: 217-424-1459

Vermilion County Health Department
 200 S. College St., Suite A
 Danville, IL 61832
 Phone: 217-431-2662
 Fax: 217-431-7483

Region 4's Inactive Compost Sites

Coles County Landfill ¹ Charleston
 Onyx Valley View Landfill ² Decatur

¹ No longer operating after spring 2002
² No longer operating as of Sept. 2002, permit now expired

Municipal Waste Management Plans

The Solid Waste Planning and Recycling Act requires all Illinois counties and the city of Chicago to develop, adopt and implement 20-year municipal waste management plans.

Plans include programs and recommendations to achieve solid waste management goals, which typically include waste reduction, recycling, incineration and landfilling as program options.

The law requires each plan to include a program designed to recycle 15 percent of municipal waste by the end of the third year of the program and 25 percent of municipal waste by the end of the fifth year, depending upon the availability of markets.

Every five years each plan must identify changes in planning areas, evaluate progress in plan implementation and, if necessary, revise plan recommendations and goals. The county also has the option of updating its solid waste generation rate. The plan is then submitted to the Illinois EPA for review and comment.

Five year plan updates were submitted by Champaign, Clark, Crawford, DeWitt, Douglas, Effingham, Iroquois, Jasper, Livingston, Macon, McLean, Piatt, Shelby and Vermilion Counties. Champaign, Iroquois, Jasper and McLean Counties completed ten year plan updates.

Questions concerning these plans and their availability should be directed to the appropriate local administrators listed in Appendix K in this report.

Details concerning Region Four landfills, transfer stations, and compost facilities follow on pages R4.5 through R4.27.

Old data affects region's recycling rate

The Agency does not regulate recycling nor does it possess any mechanism to compel county recycling coordinators to respond to Agency surveys seeking current waste generation and recycling information. Recycling rates in this region range from 4.6 percent to 38.7 percent.

In Region Four, 14 of 19 county recycling coordinators offered data for 2003, a 73.7 percent response rate. Therefore, 26.3 percent of the data is from before 2003.

The Region's multi-year average recycling rate is 22.1 percent. ♦

Municipal Waste Recycled

County	Estimated Population	Waste Generated		Waste Recycled	
		Tons	PCD	Tons	Percent
Champaign	168,473	194,569	6.3	43,948	22.6
Clark	17,572	19,121	6.0	1,544	8.1
Coles	53,196	70,870	7.3	7,500	10.6
Crawford	20,251	17,000	4.6	2,700	15.9
Cumberland	11,172	12,860	6.3	1,035	8.0
DeWitt	16,516	11,303	3.7	999	8.8
Douglas	19,922	13,200	3.6	905	6.9
Edgar	19,905	22,339	6.1	1,091	4.9
Effingham	33,700	18,451	3.0	4,925	26.7
Ford	14,049	7,948	3.1	468	5.9
Iroquois	30,787	28,093	5.0	3,669	13.1
Jasper	10,117	3,323	1.8	227	6.8
Livingston	39,678	46,344	6.4	8,800	19.0
Macon	114,706	119,323	5.7	45,786	38.4
McLean	151,878	217,735	7.9	68,616	31.5
Moultrie	14,287	16,426	6.3	1,351	8.2
Piatt	16,369	8,595	2.9	397	4.6
Shelby	22,893	25,903	6.2	2,159	8.3
Vermilion	83,319	98,837	6.5	14,418	14.6
Totals	858,790	952,240	6.1	210,538	22.1%¹

¹ Regional average

ADS/McLean County Landfill #2

County	McLean
Municipality	Bloomington
Location	2105 W. Oakland Ave.*
Location ☎	309-827-8631
Hours of operation	Mon.-Sat.: 5 a.m. - 9 p.m.
Waste accepted	Municipal, nonhazardous special
Tipping fee	\$8.35 per cubic yard
Owner	American Disposal Services of Illinois Inc.**
Operator	American Disposal Services of Illinois Inc.

*Interstate Route 55 at Oakland Avenue #2.

Facility Facts

Identification number	1130200042
Design capacity, airspace cu.yds.	1,900,000
Total permitted landfill area, acres	55
Permitted disposal area, acres	31
Highest permitted elevation, feet (msl)	790
Leachate monitoring stations	4
Groundwater monitoring wells	19
Methane collection system	None
Years remaining, estimated by landfill	< 1
Date/year to open -- Date/year to close	4-30-90 - 2005

Waste Received: 2001, 2002, 2003

	TOTAL WASTE ACCEPTED			OUT-OF-STATE WASTE ACCEPTED		
	gate cu. yds	tons	tons/day	gate cu/yds.	tons	% of total
2001	492,500	149,242	574	0	0	0
2002	517,121	156,703	603	0	0	0
2003	546,582	165,631	637	0	0	0

2001 State of Origin: Illinois only 2002 State of Origin: Illinois only 2003 State of Origin: Illinois only

Remaining Capacities: Jan. 1, 2003 and Jan. 1, 2004

2003 certified gate cu. yds. (tons)	836,000	(253,000)
2004 certified gate cu. yds. (tons)	347,000	(105,000)

Audits and Inspections

Solid Waste Mgt. Fees paid in 2003	\$210,713
LF Paid Local SW Fees to County/City	McLean
Facility inspected by	Illinois EPA, Champaign Regional Office

Contacts

Owner

American Disposal Services of Illinois Inc.**
 4340 Acer Grove Dr., Suite B
 Springfield, IL 62707
 Contact: Randy Salmich
 ☎ 217-787-6079

Operator

American Disposal Services of Illinois Inc.
 Rural Route 3, P.O. Box 145
 Bloomington, IL 61704
 Contact: Dan Winters
 ☎ 309-827-8631

**A subsidiary of Allied Waste Industries Inc., 15880 N. Greenway-Hayden Loop, Suite 100, Scottsdale, AZ 85260, 480-627-2700. Regional Office: 4340 Acer Grove Dr., Suite B, Springfield, IL 62707, 217-787-6079.

Brickyard Disposal and Recycling Inc.

County	Vermilion
Municipality	Danville
Location	601 E. Brickyard Road
Location ☎	217-443-3128
Hours of operation	Mon.-Sat.: 2 a.m. - 10 p.m.
Waste accepted	Municipal, nonhazardous special
Tipping fee	\$25 per ton
Owner	Brickyard Disposal and Recycling Inc.**
Operator	Brickyard Disposal and Recycling Inc.**

Facility Facts

Identification number	1838040029
Design capacity, airspace cu.yds.	14,200,000
Total permitted landfill area, acres	293
Permitted disposal area, acres	152*
Highest permitted elevation, feet (msl)	716
Leachate monitoring stations	6
Groundwater monitoring wells	31
Methane collection system	None
Years remaining, estimated by landfill	21.5
Date/year to open -- Date/year to close	12-31-72 - 2025

*Permit modification #32 grants operation authorization in 3.5 acres of Unit II, Cell 4B on 9-6-01. Permit Mod. #37 granted on 2-7-03 the operation of Cell 4C. Permit Mod. #41 granted on 12-11-03 the operation of Cell 5A.

Waste Received: 2001, 2002, 2003

	TOTAL WASTE ACCEPTED			OUT-OF-STATE WASTE ACCEPTED		
	gate cu. yds	tons	tons/day	gate cu/yds.	tons	% of total
2001	1,010,950	306,348	1,178	77,842	23,588	8
2002	995,895	301,786	1,161	40,202	12,182	4
2003	917,086	277,905	1,069	77,246	23,408	8

2001 State of Origin: Illinois, Indiana 2002 State of Origin: Illinois, Indiana 2003 State of Origin: Illinois, Indiana

Remaining Capacities: Jan. 1, 2003 and Jan. 1, 2004

2003 certified gate cu. yds. (tons)	20,524,000	(6,219,000)
2004 certified gate cu. yds. (tons)	19,699,000	(5,969,000)

Audits and Inspections

Solid Waste Mgt. Fees paid in 2003	\$372,818
LF Paid Local SW Fees to County/City	Vermilion
Facility inspected by	Illinois EPA, Champaign Regional Office & Vermilion County Health Department

Contacts

Owner

Brickyard Disposal and Recycling Inc.**
601 E. Brickyard Road, P.O. Box 985
Danville, IL 61834-0985
Contact: Randy Salmich
☎ 217-443-3128

Operator

Brickyard Disposal and Recycling Inc.**
601 E. Brickyard Road, P.O. Box 985
Danville, IL 61834-0985
Contact: Randy Salmich
☎ 217-431-3272

**A subsidiary of Allied Waste Industries Inc., 15880 N. Greenway-Hayden Loop, Suite 100, Scottsdale, AZ 85260, 480-627-2700. Regional Office: 4340 Acer Grove Dr., Suite B, Springfield, IL 62707, 217-787-6079.

Clinton Landfill #2

County	DeWitt
Municipality	Clinton
Location	Route 51 South, RR 2, Box 216L
Location ☎	217-935-8028
Hours of operation	Mon.-Fri.: 6 a.m. - 6 p.m.; Sat.: 7 a.m. - noon
Waste accepted	Municipal, nonhazardous special
Tipping fee	\$36 per ton
Owner	Clinton Landfill Inc.**
Operator	Clinton Landfill Inc.**

Facility Facts

Identification number	0398080007
Design capacity, airspace cu.yds.	4,700,000
Total permitted landfill area, acres	153
Permitted disposal area, acres	63.9*
Highest permitted elevation, feet (msl)	758
Leachate monitoring stations	7
Groundwater monitoring wells	16
Methane collection system	Yes
Years remaining, estimated by landfill	4
Date/year to open -- Date/year to close	1990 - 2008

*Mod. #35 approved the operation of Phase 5B on 3-25-04.

Waste Received: 2001, 2002, 2003

	TOTAL WASTE ACCEPTED			OUT-OF-STATE WASTE ACCEPTED		
	gate cu. yds	tons	tons/day	gate cu/yds.	tons	% of total
2001	882,859	267,533	1,029	2,311	700	0
2002	881,215	267,035	1,027	1,839	557	0
2003	907,068	274,869	1,057	2,602	788	0

2001 State of Origin: Arkansas, Illinois, Indiana, Iowa, Missouri 2002 State of Origin: Illinois, Indiana, Iowa, Michigan, Missouri 2003 State of Origin: Illinois, Indiana, Iowa, Missouri, Wisconsin

Remaining Capacities: Jan. 1, 2003 and Jan. 1, 2004

2003 certified gate cu. yds. (tons)	5,270,000	(1,597,000)
2004 certified gate cu. yds. (tons)	4,429,000	(1,342,000)

Audits and Inspections

Solid Waste Mgt. Fees paid in 2003	\$382,488
LF Paid Local SW Fees to County/City	DeWitt
Facility inspected by	Illinois EPA, Champaign Regional Office

Contacts

Owner

Clinton Landfill Inc.**
4700 N. Sterling Ave., P.O. Box 9071
Peoria, IL 61612-9071
Contact: Ron L. Edwards
☎ 309-676-4893 Ext. 204

Operator

Clinton Landfill Inc.**
4700 N. Sterling Ave., P.O. Box 9071
Peoria, IL 61612-9071
Contact: Ron L. Edwards
☎ 309-676-4893 Ext. 204

**A separately incorporated affiliate of Peoria Disposal Co.

ERC Coles County Landfill*

County	Coles
Municipality	Charleston
Location	6351 W. State St.
Location ☎	217-345-7404
Hours of operation	Mon.-Sat.: 6 a.m. - 5 p.m.
Waste accepted	Municipal, nonhazardous special
Tipping fee	\$10.05 per cubic yard
Owner	Environmental Reclamation Co.**
Operator	Environmental Reclamation Co.**

*New name in 2002.

Facility Facts

Identification number	0298050007
Design capacity, airspace cu.yds.	2,291,000
Total permitted landfill area, acres	80
Permitted disposal area, acres	43
Highest permitted elevation, feet (msl)	735
Leachate monitoring stations	2
Groundwater monitoring wells	19
Methane collection system	Flares
Years remaining, estimated by landfill	4
Date/year to open -- Date/year to close	1979 - 2008*

*Permit (1994-524-LFM Mod. #14) for vertical expansion totaling 140,000 in-place cu. yds. approved 6-14-01; Permit 2001-152-LF approved on 5-13-02 a lateral expansion of one million in-place cu. yds.; on 9-10-02, a lateral expansion of 600,000 in-place cu. yds. was approved.

Waste Received: 2001, 2002, 2003

	TOTAL WASTE ACCEPTED			OUT-OF-STATE WASTE ACCEPTED		
	gate cu. yds	tons	tons/day	gate cu/yds.	tons	% of total
2001	298,678	90,508	348	0	0	0
2002	298,080	90,327	347	0	0	0
2003	322,086	97,602	375	0	0	0
2001 State of Origin: Illinois only 2002 State of Origin: Illinois only 2003 State of Origin: Illinois only						

Remaining Capacities: Jan. 1, 2003 and Jan. 1, 2004

2003 certified gate cu. yds. (tons)	1,814,000	(550,000)
2004 certified gate cu. yds. (tons)	1,496,000	(453,000)

Audits and Inspections

Solid Waste Mgt. Fees paid in 2003	\$102,046
LF Paid Local SW Fees to County/City	Coles
Facility inspected by	Illinois EPA, Champaign Regional Office

Contacts

Owner

Environmental Reclamation Co.**
6351 W. State St., P.O. Box 137
Charleston, IL 61920
Contact: Rich Galloway
☎ 217-345-7404

Operator

Environmental Reclamation Co.**
6351 W. State St., P.O. Box 137
Charleston, IL 61920
Contact: Rich Galloway
☎ 217-345-7404

**A subsidiary of Allied Waste Industries Inc., 15880 N. Greenway-Hayden Loop, Suite 100, Scottsdale, AZ 85260, 480-627-2700. Regional Office: 4340 Acer Grove Dr., Suite B, Springfield, IL 62707, 217-787-6079.

Illinois Landfill

County	Vermilion
Municipality	Hoopeston
Location	16310 E. 4000 North Rd.-A
Location ☎	217-283-5968
Hours of operation	Mon.-Sat.: 5 a.m. - 4 p.m.
Waste accepted	Municipal, nonhazardous special
Tipping fee	\$9 per cubic yard
Owner	Illinois Landfill Inc.**
Operator	Illinois Landfill Inc.**

Facility Facts

Identification number	1830450009
Design capacity, airspace cu.yds.	11,400,000
Total permitted landfill area, acres	120.5
Permitted disposal area, acres	120.5
Highest permitted elevation, feet (msl)	807
Leachate monitoring stations	N/A
Groundwater monitoring wells	N/A
Methane collection system	Gas-to-energy (planned)
Years remaining, estimated by landfill	97
Date/year to open -- Date/year to close	12-31-91 – 2102*

*Permit Mod. #16, on 2-28-03, approved the renewal of the permit for five more years. Permit now expires on 1-15-08.

Waste Received: 2001, 2002, 2003

	TOTAL WASTE ACCEPTED			OUT-OF-STATE WASTE ACCEPTED		
	gate cu. yds	tons	tons/day	gate cu/yds.	tons	% of total
2001	233,929	70,888	273	2,623	795	1
2002	281,469	85,294	328	3,087	935	1
2003	224,563	68,049	262	1,926	584	1

2001 State of Origin: Illinois, Indiana 2002 State of Origin: Illinois, Indiana 2003 State of Origin: Illinois, Indiana
Of the 281,469 gate cu. yds., 93,208 cu. yds. comes from on-site relocation of Tweedy Estate Landfill

Remaining Capacities: Jan. 1, 2003 and Jan. 1, 2004

2003 certified gate cu. yds. (tons)	22,154,000	(6,713,000)
2004 certified gate cu. yds. (tons)	21,952,000	(6,652,000)

Audits and Inspections

Solid Waste Mgt. Fees paid in 2003	\$89,669
LF Paid Local SW Fees to County/City	Vermilion
Facility inspected by	Illinois EPA, Champaign Regional Office & Vermilion County Health Department

Contacts

Owner

Illinois Landfill Inc.**
16310 E. 4000 North Road, P.O. Box 29
Hoopeston, IL 60942
Contact: Kenny Samet
☎ 217-283-5968

Operator

Illinois Landfill Inc.**
16310 E. 4000 North Road, P.O. Box 29
Hoopeston, IL 60942
Contact: Kenny Samet
☎ 217-283-5968

**A subsidiary of Allied Waste Industries Inc., 15880 N. Greenway-Hayden Loop, Suite 100, Scottsdale, AZ 85260, 480-627-2700. Regional Office: 4340 Acer Grove Dr., Suite B, Springfield, IL 62707, 217-787-6079.

Landfill 33 Ltd.

County	Effingham
Municipality	Effingham
Location	1713 S. Willow St.
Location ☎	217-342-3747
Hours of operation	Mon.-Sat.: 5 a.m. - 7 p.m.
Waste accepted	Municipal, nonhazardous special
Tipping fee	\$10.50 per cubic yard
Owner	Wendt Family Trust, Landfill 33 Ltd., R. Deibel**
Operator	Landfill 33 Ltd.

Facility Facts

Identification number	0498100007
Design capacity, airspace cu.yds.	1,392,000
Total permitted landfill area, acres	96.31
Permitted disposal area, acres	40.6*
Highest permitted elevation, feet (msl)	644
Leachate monitoring stations	5
Groundwater monitoring wells	21
Methane collection system	None
Years remaining, estimated by landfill	15
Date/year to open -- Date/year to close	12-1981 - 2019

*Permit 2001-248-LF mod. #9 approved a vertical expansion of 1,175,000 in-place cu. yds. on 6-28-02.

Waste Received: 2001, 2002, 2003

	TOTAL WASTE ACCEPTED			OUT-OF-STATE WASTE ACCEPTED		
	gate cu. yds	tons	tons/day	gate cu/yds.	tons	% of total
2001	169,784	51,450	198	0	0	0
2002	174,887	52,996	204	0	0	0
2003	225,000	68,182	262	0	0	0
2001 State of Origin: Illinois only 2002 State of Origin: Illinois only 2003 State of Origin: Illinois only						

Remaining Capacities: Jan. 1, 2003 and Jan. 1, 2004

2003 certified gate cu. yds. (tons)	3,607,000	(1,093,000)
2004 certified gate cu. yds. (tons)	3,426,000	(1,038,000)

Audits and Inspections

Solid Waste Mgt. Fees paid in 2003	\$102,640
LF Paid Local SW Fees to County/City	False
Facility inspected by	Illinois EPA, Champaign Regional Office

Contacts

Owner

Wendt Family Trust, Landfill 33 Ltd., R. Deibel**
 1713 S. Willow St., P.O. Box 703
 Effingham, IL 62401
 Contact: Brian Hayes and Richard Deibel
 ☎ 217-342-3747

Operator

Landfill 33 Ltd.
 1713 S. Willow St., P.O. Box 703
 Effingham, IL 62401
 Contact: Brian Hayes
 ☎ 217-342-3747

**Mildred Wendt Estate, Landfill 33 Ltd., and Richard Deibel co-owners.

Livingston Landfill

County	Livingston
Municipality	Pontiac
Location	14206 East 2100 North Road
Location ☎	815-844-3054
Hours of operation	Mon.-Sat.: 5:30 a.m. - 6:30 p.m.
Waste accepted	Municipal, nonhazardous special
Tipping fee	\$33 per ton
Owner	American Disposal Services of Illinois Inc.**
Operator	American Disposal Services of Illinois Inc.

Facility Facts

Identification number	1058210002
Design capacity, airspace cu.yds.	25,585,145
Total permitted landfill area, acres	550
Permitted disposal area, acres	254
Highest permitted elevation, feet (msl)	785
Leachate monitoring stations	36
Groundwater monitoring wells	44
Methane collection system	Gas-to-energy operating
Years remaining, estimated by landfill	< 1
Date/year to open -- Date/year to close	1978 - 2004*

*Pending permit application Log #2003-344 for horizontal and vertical expansions to increase permitted capacity by 50.5 million cu. yds. Operation of Cell D-6 is permitted on 12-30-03 per Mod. #42.

Waste Received: 2001, 2002, 2003

	TOTAL WASTE ACCEPTED			OUT-OF-STATE WASTE ACCEPTED		
	gate cu. yds	tons	tons/day	gate cu/yds.	tons	% of total
2001	9,747,743	2,953,862	11,361	654	198	0
2002	9,630,512	2,918,337	11,224	0	0	0
2003	10,550,336	3,197,072	12,296	0	0	0

2001 State of Origin: Illinois, Indiana 2002 State of Origin: Illinois, Indiana 2003 State of Origin: Illinois only

Remaining Capacities: Jan. 1, 2003 and Jan. 1, 2004

2003 certified gate cu. yds. (tons)	19,351,000	(5,864,000)
2004 certified gate cu. yds. (tons)	7,301,000	(2,212,000)

Audits and Inspections

Solid Waste Mgt. Fees paid in 2003	\$5,038,292
LF Paid Local SW Fees to County/City	Livingston
Facility inspected by	Illinois EPA, Champaign Regional Office

Contacts

Owner

American Disposal Services of Illinois Inc.**
 13832 S. Kostner Ave.
 Crestwood, IL 60445
 Contact: Brian Holcomb
 ☎ 708-824-3060

Operator

American Disposal Services of Illinois Inc.
 14206 East 2100 North Road, P.O. Box 646
 Pontiac, IL 61764
 Contact: Dave Bryant
 ☎ 815-844-3054

**A subsidiary of Allied Waste Industries Inc., 15880 N. Greenway-Hayden Loop, Suite 100, Scottsdale, AZ 85260, 480-627-2700. Regional Office: 13832 S. Kostner, Crestwood, IL 60445, 708-824-3060.

Onyx Valley View Landfill Inc.*

County	Macon
Municipality	Decatur
Location	1363 Bear Road
Location ☎	217-963-2976
Hours of operation	Mon.-Sat.: 6 a.m. - 6 p.m.
Waste accepted	Municipal, nonhazardous special
Tipping fee	\$33.34 per ton
Owner	Onyx Valley View Landfill Inc.**
Operator	Onyx Valley View Landfill Inc.**

*Formerly Macon County Landfill; new owners & operators in 2003.

Facility Facts

Identification number	1158040008
Design capacity, airspace cu.yds.	3,491,540
Total permitted landfill area, acres	234
Permitted disposal area, acres	64.1
Highest permitted elevation, feet (msl)	705
Leachate monitoring stations	8
Groundwater monitoring wells	45
Methane collection system	Gas-to-energy*
Years remaining, estimated by landfill	6
Date/year to open -- Date/year to close	1978 - 2010

*As of 12-10-01, under permit Mod. #22, Area 4, Sect. IV may operate. Mod. #28, issued 8-28-03 approves the expansion of the landfill gas extraction system and installation of the initial portion of a leachate recirculation system.

Waste Received: 2001, 2002, 2003

	TOTAL WASTE ACCEPTED			OUT-OF-STATE WASTE ACCEPTED		
	gate cu. yds	tons	tons/day	gate cu/yds.	tons	% of total
2001	906,383	274,662	1,056	0	0	0
2002	859,173	260,355	1,001	90	27	0
2003	591,235	179,162	689	9	3	0

2001 State of Origin: Illinois only 2002 State of Origin: Illinois, Indiana, Missouri 2003 State of Origin: Illinois, Indiana

Remaining Capacities: Jan. 1, 2003 and Jan. 1, 2004

2003 certified gate cu. yds. (tons)	7,070,000	(2,142,000)
2004 certified gate cu. yds. (tons)	3,765,000	(1,141,000)

Audits and Inspections

Solid Waste Mgt. Fees paid in 2003	\$221,156
LF Paid Local SW Fees to County/City	Macon
Facility inspected by	Illinois EPA, Champaign Regional Office & Macon County Solid Waste Management Department

Contacts

Owner

Onyx Valley View Landfill Inc.**
1363 Bear Road
Decatur, IL 62522
Contact: Chris Peters
☎ 217-963-2976

Operator

Onyx Valley View Landfill Inc.**
1363 Bear Road
Decatur, IL 62522
Contact: Chris Peters
☎ 217-963-2976

**An affiliate of Onyx Waste Services, 125 S. 84th St., Suite 200, Milwaukee, WI 53214, 414-479-7800 and a subsidiary of Onyx North America, 1605 Main St., Ste. 904, Sarasota, FL 34236, 941-953-9111 and Veolia Environnement, France.

Streator Area Landfill #3

County	Livingston
Municipality	Streator
Location	2111 Coalville Road
Location ☎	815-672-0097
Hours of operation	Mon.-Sat.: 6 a.m. - 5 p.m.
Waste accepted	Municipal, nonhazardous special
Tipping fee	\$37.50 per ton
Owner	Streator Area Landfill Inc.**
Operator	Streator Area Landfill Inc.**

Facility Facts

Identification number	1054900003
Design capacity, airspace cu.yds.	2,352,723
Total permitted landfill area, acres	42.3
Permitted disposal area, acres	20.4
Highest permitted elevation, feet (msl)	657
Leachate monitoring stations	7
Groundwater monitoring wells	20
Methane collection system	Gas-to-energy
Years remaining, estimated by landfill	2
Date/year to open -- Date/year to close	1995 – 2005*

*Permit for a vertical expansion to allow for the disposal of an additional 480,000 in-place cu. yds. and permit renewal for another five years approved 6-4-03 with Mod. #28. Additionally, a horizontal expansion received local siting approval on 3-14-02, however an Agency permit application has not yet been submitted as of 10-1-04.

Waste Received: 2001, 2002, 2003

	TOTAL WASTE ACCEPTED			OUT-OF-STATE WASTE ACCEPTED		
	gate cu. yds	tons	tons/day	gate cu/yds.	tons	% of total
2001	216,229	65,524	252	640	194	0
2002	173,077	52,448	202	1,403	425	1
2003	369,803	112,062	431	5,393	1,634	1

2001 State of Origin: Illinois, Indiana 2002 State of Origin: Illinois, Indiana 2003 State of Origin: Illinois, Indiana, Minnesota

Remaining Capacities: Jan. 1, 2003 and Jan. 1, 2004

2003 certified gate cu. yds. (tons)	86,000	(26,000)
2004 certified gate cu. yds. (tons)	713,000	(216,000)

Audits and Inspections

Solid Waste Mgt. Fees paid in 2003	\$126,469
LF Paid Local SW Fees to County/City	Livingston
Facility inspected by	Illinois EPA, Champaign Regional Office

Contacts

Owner

Streator Area Landfill Inc.**
13832 S. Kostner Avenue
Crestwood, IL 60445
Contact: Brian Holcomb
☎ 708-824-3060

Operator

Streator Area Landfill Inc.**
2111 Coalville Road, P.O. Box 755
Streator, IL 61364
Contact: Dave Bryant
☎ 815-672-0097

**A subsidiary of Allied Waste Industries Inc., 15880 N. Greenway-Hayden Loop, Suite 100, Scottsdale, AZ 85260, 480-627-2700. Regional Office: 13832 S. Kostner, Crestwood, IL 60445, 708-824-3060.

American Disposal Services of Bloomington Transfer Stn. (Active)

County	McLean
Municipality	Bloomington
Location	Rural Route 9 West
Location ☎	309-828-4214
Hours of operation	Mon. - Fri.: 7:30 a.m. - 3:30 p.m.; Sat.: 7:30 a.m. - 11:30 p.m.
Waste accepted	Municipal, recyclables, medical waste
Tipping fee	N/A
Owner	American Disposal Services of Illinois Inc.**
Operator	American Disposal Services of Illinois Inc.

Facility Facts

Identification number	1138040002
Opened, year	1978
Facility acreage	7

Waste Received: 2001, 2002, 2003

	<u>Tons per year</u>	<u>Tons per day (average)</u>
2001	0	0
2002	0	0
2003	0	0

Tons per year and average tons per day not available.

Inspections

Facility inspected by	Illinois EPA, Champaign Regional Office
------------------------------	---

Contacts

Owner

American Disposal Services of Illinois Inc.**
Randy Salmich
4340 Acer Grove Dr., Suite B
Springfield, IL 62707
☎ 217-787-6079

Operator

American Disposal Services of Illinois Inc.
Dan Winters
Rural Route #3, Box 145
Bloomington, IL 61704
☎ 309-827-8631

**A subsidiary of Allied Waste Industries Inc., 15880 N. Greenway-Hayden Loop, Suite 100, Scottsdale, AZ 85260, 480-627-2700. Regional Office: 4340 Acer Grove Dr., Suite B, Springfield, IL 62707, 217-787-6079.

Bloomington Bulk Transfer Station (Active)

County	McLean
Municipality	Bloomington
Location	401 S. East St.
Location ☎	309-434-4220
Hours of operation	Mon. - Fri.: 7 a.m. - 3 p.m.
Waste accepted	White goods, scrap metal, furniture, C & D debris and landscape waste
Tipping fee	N/A
Owner	City of Bloomington, Public Service Department
Operator	City of Bloomington, Public Service Department

Facility Facts

Identification number	1130200073
Opened, year	1997
Facility acreage	<1

Waste Received: 2001, 2002, 2003

	<u>Tons per year</u>	<u>Tons per day (average)</u>
2001	0	0
2002	0	0
2003	0	0

Tons per year and average tons per day unknown.

Inspections

Facility inspected by	Illinois EPA, Champaign Regional Office
------------------------------	---

Contacts

Owner

City of Bloomington, Public Service Department
109 E. Olive St., P.O. Box 3157
Bloomington, IL 61701
☎ 309-434-2220

Operator

City of Bloomington, Public Service Department
109 E. Olive St., P.O. Box 3157
Bloomington, IL 61701
☎ 309-434-2220

Clinton Transfer Station (Inactive)

County	DeWitt
Municipality	Clinton
Location	Route 51 South
Location ☎	309-676-4893
Hours of operation	N/A
Waste accepted	N/A
Tipping fee	N/A
Owner	Clinton Landfill Inc.**
Operator	Clinton Landfill Inc.

Facility Facts

Identification number	0398080006
Opened, year	1982*
Facility acreage	N/A

*Inactive 2001 - 2003.

Waste Received: 2001, 2002, 2003

	<u>Tons per year</u>	<u>Tons per day (average)</u>
2001	0	0
2002	0	0
2003	0	0

Inspections

Facility inspected by	Illinois EPA, Champaign Regional Office
------------------------------	---

Contacts

Owner

Clinton Landfill Inc.**
Ron Edwards
P.O. Box 9071
Peoria, IL 61612-9071
☎ 309-676-4893

Operator

Clinton Landfill Inc.
Ron Edwards
P.O. Box 9071
Peoria, IL 61612-9071
☎ 309-676-4893

**A subsidiary of Coulter Companies, P.O. Box 9071, Peoria, IL 61612-9071, 309-676-4893.

Macon County Composting Facility (LSW Transfer Station) (New)

County	Macon
Municipality	Decatur
Location	4225 N. Bearsdale Road
Location 📍	N/A
Hours of operation	N/A
Waste accepted	Landscape waste only
Tipping fee	N/A
Owner	Edward Larry Garver, Jr.
Operator	Evans Recycling Inc.

Facility Facts

Identification number	1150150066
Opened, year	2003*
Facility acreage	2

*Permit to operate issued 12-12-03.

Waste Received: 2001, 2002, 2003

	<u>Tons per year</u>	<u>Tons per day (average)</u>
2001	0	0
2002	0	0
2003	0	0

Tons per year and average tons per day not available.

Inspections

Facility inspected by	Illinois EPA, Champaign Regional Office & Macon County Solid Waste Management Dept.
------------------------------	---

Contacts

Owner

Edward Larry Garver, Jr.
3455 N. Bearsdale Road
Decatur, IL 62526
☎ 217-428-1039

Operator

Evans Recycling Inc.
Rex D. Evans
1868 Midway Road
Murrayville, IL 62668
☎ 217-882-2081

Monticello Transfer Station (Active)

County	Piatt
Municipality	Monticello
Location	904 Allerton Road
Location 📍	N/A
Hours of operation	Limited*
Waste accepted	Municipal
Tipping fee	\$0
Owner	City of Monticello
Operator	City of Monticello

*Open two weeks each year for clean-up days: one week in the fall and one week in the spring.

Facility Facts

Identification number	1478040003
Opened, year	1984
Facility acreage	1.8

Waste Received: 2001, 2002, 2003

	<u>Tons per year</u>	<u>Tons per day (average)</u>
2001	1,400	0
2002	1,400	0
2003	1,400	0

Average tons per day is unknown.

Inspections

Facility inspected by	Illinois EPA, Champaign Regional Office
------------------------------	---

Contacts

Owner

City of Monticello
Floyd L. Allsop
210 N. Hamilton, P.O. Box 437
Monticello, IL 61856
☎ 217-762-2583

Operator

City of Monticello
Floyd L. Allsop
210 N. Hamilton, P.O. Box 437
Monticello, IL 61856
☎ 217-762-2583

Paris Transfer Station (Active)

County	Edgar
Municipality	Paris
Location	Two miles west on Springfield Road
Location ☎	217-463-9220
Hours of operation	Mon. - Fri.: 9 a.m. - 4 p.m.
Waste accepted	Municipal
Tipping fee	N/A
Owner	City of Paris
Operator	Ingrum Waste Disposal**

Facility Facts

Identification number	0458080003
Opened, year	1979
Facility acreage	2

Waste Received: 2001, 2002, 2003

	<u>Tons per year</u>	<u>Tons per day (average)</u>
2001	16,900	65
2002	0	0
2003	0	0

Tons per year and average tons per day not available for 2002 and 2003.

Inspections

Facility inspected by	Illinois EPA, Champaign Regional Office
------------------------------	---

Contacts

Owner

City of Paris
City Building
Paris, IL 61944
☎ 217-465-7601

Operator

Ingrum Waste Disposal**
Scott Ingrum
501 Grandview Ave., P.O. Box 1088
Paris, IL 61944
☎ 217-465-3335

**A subsidiary of Allied Waste Industries Inc., 15880 N. Greenway-Hayden Loop, Suite 100, Scottsdale, AZ 85260, 480-627-2700. Regional Office: 4340 Acer Grove Dr., Suite B, Springfield, IL 62707, 217-787-6079.

Shelbyville Disposal Service Transfer Station (Active)

County	Shelby
Municipality	Shelbyville
Location	West Route 16
Location ☎	217-744-5625
Hours of operation	Mon. - Fri.: 5:30 a.m. - 3 p.m.; Sat.: 5:30 a.m. - noon
Waste accepted	Municipal
Tipping fee	N/A
Owner	Shelbyville Disposal Service Inc.
Operator	Shelbyville Disposal Service Inc.

Facility Facts

Identification number	1738170003
Opened, year	1984
Facility acreage	1

Waste Received: 2001, 2002, 2003

	<u>Tons per year</u>	<u>Tons per day (average)</u>
2001	6,000	17
2002	0	0
2003	0	0

Tons per year and average tons per day not available for 2002 and 2003.

Inspections

Facility inspected by	Illinois EPA, Champaign Regional Office
-----------------------	---

Contacts

Owner

Shelbyville Disposal Service Inc.
Marsha L. Grubb
West Route 16, P.O. Box 143
Shelbyville, IL 62565
☎ 217-774-5625

Operator

Shelbyville Disposal Service Inc.
Marsha L. Grubb
West Route 16, P.O. Box 143
Shelbyville, IL 62565
☎ 217-774-5625

Sullivan Transfer Station (Under Development)

County	Moultrie
Municipality	Sullivan
Location	N/A
Location 📍	N/A
Hours of operation	Mon. - Sat.: 6 a.m. - 6 p.m.
Waste accepted	Municipal
Tipping fee	N/A
Owner	Allied Waste Transportation Inc.**
Operator	Allied Waste Transportation Inc.

Facility Facts

Identification number	1390300009
Opened, year	UD*
Facility acreage	3.66

*Permit to develop issued 4-22-99, Permit to operate not yet granted.

Waste Received: 2001, 2002, 2003

	<u>Tons per year</u>	<u>Tons per day (average)</u>
2001	0	0
2002	0	0
2003	0	0

Not open, not operating.

Inspections

Facility inspected by	Illinois EPA, Champaign Regional Office
------------------------------	---

Contacts

Owner

Allied Waste Transportation Inc.**
Rich Galloway
P.O. Box 137
Charleston, IL 61920
☎ 217-345-7404

Operator

Allied Waste Transportation Inc.
Rich Galloway
P.O. Box 137
Charleston, IL 61920
☎ 217-345-7404

**A subsidiary of Allied Waste Industries Inc., 15880 N. Greenway-Hayden Loop, Suite 100, Scottsdale, AZ 85260, 480-627-2700. Regional Office: 4340 Acer Grove Dr., Suite B, Springfield, IL 62707, 217-787-6079.

Waste Transfer & Material Recovery Facility (Active)

County	Champaign
Municipality	Champaign
Location	10 E. St. Mary's Road
Location ☎	217-244-7283
Hours of operation	Mon. - Fri.: 7 a.m. - 3:30 p.m.
Waste accepted	Recyclables & waste from University only
Tipping fee	\$7.56/cu. yd.
Owner	University of Illinois; Physical Plant Services Bldg.
Operator	University of Illinois; Waste Transfer & MRF

Facility Facts

Identification number	0190105219
Opened, year	1996
Facility acreage	2.2

Waste Received: 2001, 2002, 2003

	<u>Tons per year</u>	<u>Tons per day (average)</u>
2001	8,800	35
2002	0	0
2003	8,000	31

Tons per year and average tons per day not available for 2002.

Inspections

Facility inspected by	Illinois EPA, Champaign Regional Office
------------------------------	---

Contacts

Owner

University of Illinois; Physical Plant Services Bldg.
Tim Hoss
1501 S. Oak St.
Champaign, IL 61820
☎ 217-244-7283

Operator

University of Illinois; Waste Transfer & MRF
Tim Hoss
1501 S. Oak St.
Champaign, IL 61820
☎ 217-244-7283

Brickyard Disposal & Recycling Compost Facility

County	Vermilion
Municipality	Danville
Location	601 E. Brickyard Road
Location ☎	217-443-3128
Hours of operation	Mon. - Fri. : 7 a.m. - 6 p.m.; Sat.: 7 a.m. - noon
Waste accepted	Grass, leaves, brush
Owner	Brickyard Disposal & Recycling Inc.**
Operator	City of Danville

*City of Danville leases this property from the landfill.

Facility Facts

Identification number	1838040029
Date/Year Open - Date/Year Closed	6-1-90 -
Permit Expires	4-1-06*
Facility Inspected By	Illinois EPA, Champaign Regional Office & Vermilion County Health Dept.

*Renewal of permit issued 4-9-01.

Landscape Waste Received (cu. yds): 2001, 2002 & 2003

	Grass cu. yds.	Leaves cu. yds.	Brush cu. yds.
2001	2,494	1,681	1,687
2002	2,795	1,523	1,690
2003	2,170	2,659	1,100

Total Landscape Waste Received (tons): 2001, 2002 & 2003

2001 tons per year	1,587
2002 tons per year	6,008
2003 tons per year	1,565

2003 Amounts Used/Sold (cubic yards)

	Composted	Chipped/Shredded
Land Reclamation	0	0
Daily Landfill Cover	0	0
Final Landfill Cover	0	0
Landscaping	970	260
Land Application at Agronomic Rates	0	0
Other	0	0
TOTAL	970	260

Contacts

Owner

Brickyard Disposal & Recycling Inc.**
 Larry Shilling
 P.O. Box 985
 Danville, IL 61834-0985
 ☎ 217-442-8139

Operator

City of Danville
 Timothy R. Smiley
 17 W. Main St.
 Danville, IL 61832
 ☎ 217-431-2287

**A subsidiary of Allied Waste Industries Inc., 15880 N. Greenway-Hayden Loop, Suite 100, Scottsdale, AZ 85260, 480-627-2700. Regional Office: 4340 Acer Grove Dr., Suite B, Springfield, IL 62707, 217-787-6079.

Coles County Landfill Compost Facility (Closed)

County	Coles
Municipality	Charleston
Location	6351 W. State St.
Location ☎	217-345-7404
Hours of operation	N/A
Waste accepted	N/A
Owner	Environmental Reclamation Co.**
Operator	Environmental Reclamation Co.**

Facility Facts

Identification number	0298050007
Date/Year Open - Date/Year Closed	8-25-89 - 2002
Permit Expires	N/A
Facility Inspected By	Illinois EPA, Champaign Regional Office

Landscape Waste Received (cu. yds): 2001, 2002 & 2003

	Grass cu. yds.	Leaves cu. yds.	Brush cu. yds.
2001	485	728	3,882
2002	5	5	10
2003	0	0	0

Total Landscape Waste Received (tons): 2001, 2002 & 2003

2001 tons per year	863
2002 tons per year	4
2003 tons per year	0

Discontinued accepting waste in 2002

2003 Amounts Used/Sold (cubic yards)

	Composted	Chipped/Shredded
Land Reclamation	0	0
Daily Landfill Cover	0	0
Final Landfill Cover	0	0
Landscaping	0	0
Land Application at Agronomic Rates	0	0
Other	0	0
TOTAL	0	0

Contacts

Owner

Environmental Reclamation Co.**
 Randy Salmich
 P.O. Box 137
 Charleston, IL 61920
 ☎ 217-345-7404

Operator

Environmental Reclamation Co.**
 Rich Galloway
 P.O. Box 137
 Charleston, IL 61920
 ☎ 217-345-7404

**A subsidiary of Allied Waste Industries Inc., 15880 N. Greenway-Hayden Loop, Suite 100, Scottsdale, AZ 85260, 480-627-2700. Regional Office: 4340 Acer Grove Dr., Suite B, Springfield, IL 62707, 217-787-6079.

Macon County Composting Facility (Inactive, Now Active)

County	Macon
Municipality	Decatur
Location	3520 N. Bearsdale Road
Location ☎	N/A
Hours of operation	Mon. - Sat. : 7:30 a.m. - 4:30 p.m.
Waste accepted	Grass, leaves, brush*
Owner	Edward Larry Garver, Jr.
Operator	Evans Recycling Inc.

*Maximum amounts accepted 55,300 cu. yds. per year. Site inactive in 2002. New operator on 12-12-03.

Facility Facts

Identification number	1150150066
Date/Year Open - Date/Year Closed	6-15-90 -
Permit Expires	11-1-08*
Facility Inspected By	Illinois EPA, Champaign Regional Office & Macon County Solid Waste Mgt. Dept.

*Permit renewed for five more years on 12-12-03.

Landscape Waste Received (cu. yds): 2001, 2002 & 2003

	Grass cu. yds.	Leaves cu. yds.	Brush cu. yds.
2001	2,100	9,600	20,000
2002	0	0	0
2003	11,295	15,050	9,783

Woodchips also were counted as 1,897 cu. yds.

Total Landscape Waste Received (tons): 2001, 2002 & 2003

2001 tons per year	5,760
2002 tons per year	0
2003 tons per year	9,280

Site inactive in 2002.

2003 Amounts Used/Sold (cubic yards)

	Composted	Chipped/Shredded
Land Reclamation	0	0
Daily Landfill Cover	0	621
Final Landfill Cover	0	0
Landscaping	260	0
Land Application at Agronomic Rates	0	0
Other	0	798
TOTAL	260	1,419

Other: chipped/shredded is livestock bedding

Contacts

Owner

Edward Larry Garver, Jr.
3455 N. Bearsdale Rd.
Decatur, IL 62526
☎ 217-428-1039

Operator

Evans Recycling Inc.
Rex D. Evans
1868 Midway Road
Murrayville, IL 62668
☎ 217-882-2081

Onyx Valley View Landfill Compost Facility (Inactive, Expired Permit)

County	Macon
Municipality	Decatur
Location	1363 Bear Road
Location ☎	217-963-2976
Hours of operation	N/A*
Waste accepted	Grass, leaves, brush
Owner	Onyx Valley View Landfill Inc.
Operator	Onyx Valley View Landfill Inc.

*No longer accepts yard waste as of June 2001.

Facility Facts

Identification number	1158040008
Date/Year Open - Date/Year Closed	3-26-90 - 9-02
Permit Expires	3-26-03*
Facility Inspected By	Illinois EPA, Champaign Regional Office & Macon County Solid Waste Mgt. Dept.

*Site ceased accepting waste Sept. 2002; Permit now expired.

Landscape Waste Received (cu. yds): 2001, 2002 & 2003

	Grass cu. yds.	Leaves cu. yds.	Brush cu. yds.
2001	0	0	0
2002	0	0	0
2003	0	0	0

Total Landscape Waste Received (tons): 2001, 2002 & 2003

2001 tons per year	729
2002 tons per year	0
2003 tons per year	0

2003 Amounts Used/Sold (cubic yards)

	Composted	Chipped/Shredded
Land Reclamation	0	0
Daily Landfill Cover	0	0
Final Landfill Cover	0	0
Landscaping	0	0
Land Application at Agronomic Rates	0	0
Other	0	0
TOTAL	0	0

Contacts

Owner

Onyx Valley View Landfill Inc.
Chris Peters
1363 Bear Road
Decatur, IL 62522
☎ 217-963-2976

Operator

Onyx Valley View Landfill Inc.
Chris Peters
1363 Bear Road
Decatur, IL 62522
☎ 217-963-2976

**An affiliate of Onyx North America, 125 S. 84th St., Suite 200, Milwaukee, WI 53214 and a subsidiary of Vivendi Environment, France, 414-479-7800, Regional office: 1525 Kautz Road, Suite 1000, West Chicago, IL 60185, 630-762-8000.

Urbana Municipal Landscape Recycling Center

County	Champaign
Municipality	Urbana
Location	1210 E. University Ave.
Location ☎	217-384-2342
Hours of operation	Mon. - Sun.: 6 a.m. - 10 p.m.
Waste accepted	Grass, leaves, mixed brush*
Owner	City of Urbana, Public Works Dept.
Operator	City of Urbana, Public Works Dept.

*Maximum amounts accepted 100,000 cu. yds. per year.

Facility Facts

Identification number	0198270001
Date/Year Open - Date/Year Closed	6-22-90 -
Permit Expires	9-1-07
Facility Inspected By	Illinois EPA, Champaign Regional Office

Landscape Waste Received (cu. yds): 2001, 2002 & 2003

	Grass cu. yds.	Leaves cu. yds.	Brush cu. yds.
2001	442	38,827	1,964
2002	796	38,769	1,513
2003	1,180	37,160	10,267

Clean brush & 50% mixed material is processed into wood mulch using tub grinder.

Total Landscape Waste Received (tons): 2001, 2002 & 2003

2001 tons per year	12,054
2002 tons per year	11,754
2003 tons per year	10,985

2003 Amounts Used/Sold (cubic yards)

	Composted	Chipped/Shredded
Land Reclamation	0	0
Daily Landfill Cover	800	300
Final Landfill Cover	0	0
Landscaping	1,263	4,165
Land Application at Agronomic Rates	0	0
Other	1,000	0
TOTAL	3,063	4,465

Other: on-site revegetation efforts at landfill.

Contacts

Owner

City of Urbana, Public Works Dept.
 Michael J. Brunk
 706 S. Glover Ave.
 Urbana, IL 61802-4427
 ☎ 217-384-2393

Operator

City of Urbana, Public Works Dept.
 Michael J. Brunk
 706 S. Glover Ave.
 Urbana, IL 61802-4427
 ☎ 217-384-2393

Landfills Transfer Stations Compost Facilities



Sangamon Valley Landfill, Springfield re-opened in July 2003 after remedial efforts were accomplished by its new owner/operator.

WASTE LANDFILLED IN WEST CENTRAL ILLINOIS (REGION Five) during 2003 amounted to only 3.2 percent of the state's total, the lowest in the State.

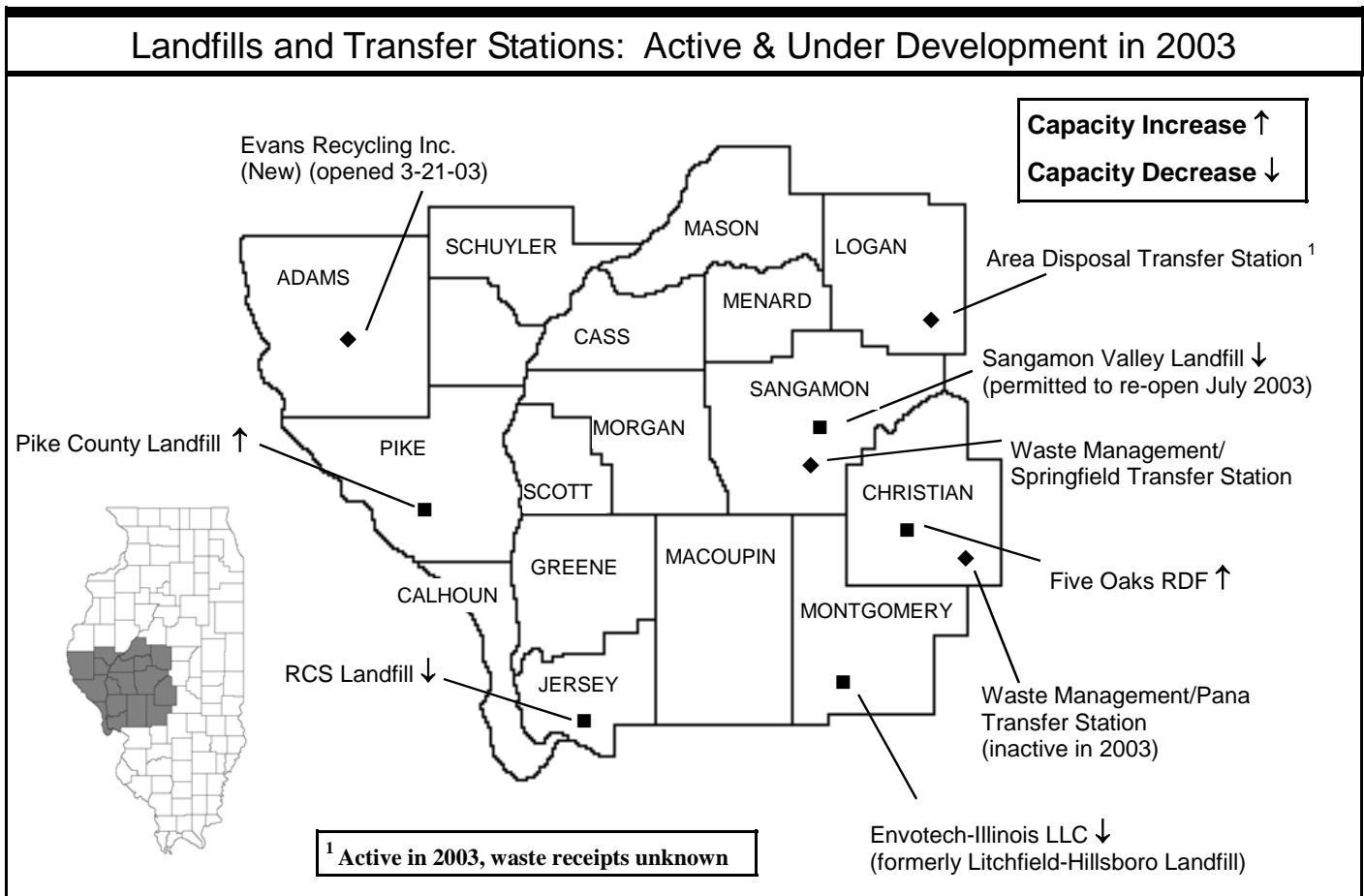
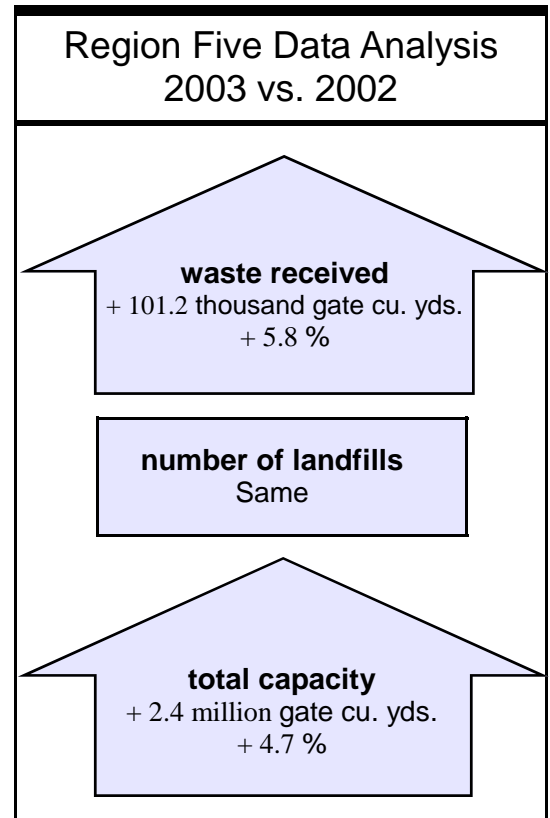
Region Five's four active landfills accepted less than 1.8 million gate cubic yards of waste during 2003. This volume differed slightly from 2002's total waste landfilled by 5.8 percent, or an increase of just more than 101 thousand gate cubic yards.

Landfill life exceeds statewide average

As a region, West Central Illinois has the second most landfill life remaining: 29 years; Region Three (Peoria/Quad Cities) has more landfill life at 41 years. On the low end, East Central Illinois (Region 4) has four years remaining and Region Four (Chicago Metropolitan Area) has five.

Thirty miles from Springfield, in nearby Christian County, Five Oaks Recycling and Disposal Facility, Taylorville, is ranked fifth in terms of capacity remaining at Illinois landfills as of Jan. 1, 2004.

New cells opened in three landfills in the region during 2003 and early 2004.



Region Five Solid Waste Statistics

Counties 17
Area (square miles) 9,408
Population (est.) 561,925

Landfill life expectancy
Years remaining 29 *

Landfills
Active in 2003 5
Open past 2003 5

Transfer Stations
Active in 2003 3

Compost facilities
Active in 2003 2

*Total remaining capacity (from table below) divided by total waste accepted. Tells how long the region may be served by local landfills at current disposal rates, barring capacity adjustments, until capacity is depleted.

Inactive landfill re-opens in July 2003

As of Jan. 1, 2004, the Region's landfills reported a total landfill capacity of 53.9 million gate cubic yards, an increase of about 4.7 percent from the year before.

Sangamon Valley Landfill has reported capacity since the site was deactivated in 1995. Still considered to be inactive during the first half of 2003, new owners reported a certified capacity of 9.1 million gate cubic yards as of Jan. 1, 2004, after re-opening in July.

Sangamon Valley Landfill's owners re-activated the site with Illinois EPA's approval on July 7, 2003. That was the date the operators opened Cell 1A, Area II. Average receipts might meet 500,000 gate cubic yards of waste per year upon re-opening, according to the site's owner and operator.

New cells open at other landfills

A new 4.1 acre cell opened at Envotech-Illinois LLC, Litchfield, and its capacity was added to the regional total reported on Jan. 1, 2004. This is in addition to the 4.5 acre cell that opened on May 22, 2002, at this landfill. On Jan. 16, 2004, Pike County Landfill received a permit to operate Phase 10 and 11A, adding 5.2 acres to their permitted disposal area.

Three counties have delegation agreements

The Illinois EPA has delegated inspection authority to the Christian County Solid Waste Management Department, Montgomery County Coordinated Services Office and Sangamon County Department of Public Health.

Delegation agreements authorize these agencies to conduct many of the duties that would otherwise have to be performed by the Illinois EPA field office: investigating and enforcing suspected violations of

Region Five Landfill Capacity Increases

Pike County LF New 5.2 ac. Phase 10 and 11A opened on 1-16-04
 Envotech-Illinois LLC New 4.1 ac. Cell 7, Phase 2B, opened 12-22-03

Landfills: Waste Accepted 2003; Remaining Capacities Jan. 1, 2004

	Municipality	County	Wastes		Capacity		Disp. Area Acres	Close Year
			Cu. Yds.	Rank ¹	Cu. Yds.	Rank ²		
Envotech-Illinois, L.L.C.	Litchfield	Montgomery	405,365	27	4,023,000	29	62	2014
Five Oaks RDF *	Taylorville	Christian	765,270	19	29,729,000	5	175	2042
Pike County Landfill ^{3*}	Baylis	Pike	340,583	32	8,171,000	21	69	2028
RCS Landfill	Jerseyville	Jersey	144,513	43	2,919,000	35	23.6	2024
Sangamon Valley Landfill ⁴	Springfield	Sangamon	193,379	40	9,082,000	18	74.42	2024
Totals			1,849,110		53,924,000			

* Two landfills accepted out-of-state waste during 2003 from six states totaling 48,238 gate cubic yards, or 2.6% of the region's total.

¹ Standing among 50 landfills that accepted waste during 2003.

² Standing among 49 landfills that reported capacity as of Jan. 1, 2004.

³ Phase 10 and 11A opened on 1-16-04.

⁴ Cell 1A, Area II became active during second half of 2003.

land pollution laws and reports of open dumping, and inspecting landfills, transfer stations and compost facilities permitted through the Agency's Bureau of Land.

(Inspections also include industrial landfills, or monofills, and landfills that closed prior to 2001; these facilities are not included in this report.)

Christian and Montgomery counties each have an active landfill, whereas Sangamon County's sole landfill was re-activated in 2003.

Sangamon County has an active transfer station; Montgomery County and Christian County do not. Sangamon County has a compost facility.

Transfer station's activity in 2003 is largely Springfield's waste

Only one of Region Five's three transfer stations voluntarily reported accepting municipal waste during 2003. So 165,000 tons of waste reported being transferred is only part of the picture.

Evans Recycling Inc. operates a new landscape waste transfer operation in Quincy. It opened on March 21, 2003.

Transfer Stations: Waste Handled 2003				
	Municipality	County	Tons	
	Area Disposal ¹	Lincoln	Logan	0
NEW	Evans Recycling Inc. ¹	Quincy	Adams	0
	Waste Mgt./Springfield	Springfield	Sangamon	165,000
	Total			165,000

¹ Active in 2003, waste receipts unknown.

Compost facility in Quincy closes in 2003

More than 15 gate tons of landscape wastes (an amount less than one percent of regional wastes landfilled) were processed through the region's only compost site active in 2003. It accepts landscape waste from the State Capitol complex in downtown Springfield.

Quincy Compost Facility certified closed on July 30, 2003. The City of Quincy is now managing their landscape waste through a municipal contract with a private hauler.

Compost Facilities: Waste Accepted 2003				
	Municipality	County	Tons	
	Dirksen Parkway Compost	Springfield	Sangamon	15
	Total			15

Questions and Complaints

Illinois EPA Region Five personnel investigate reports of suspected illegal waste disposal, and inspect the region's landfills, transfer stations and compost facilities, except in **Christian, Montgomery and Sangamon counties**, where joint responsibility has been delegated to local authorities.

Questions or complaints concerning pollution control facilities, open dumping or other incidents should be directed to the office having jurisdiction over the site:

Illinois EPA
4500 South Sixth Street Road
Springfield, IL 62706
Phone: 217-786-6892
Fax: 217-786-6357

Christian County Solid Waste Management Department
214 W. Market St.
Taylorville, IL 62568
Phone: 217-287-2334
Fax: 217-287-7755

Montgomery County Coordinated Services
#1 Courthouse Square
P.O. Box 122
Hillsboro, IL 62049
Phone: 217-532-9577
Fax: 217-532-9585

Sangamon County Department of Public Health
2501 N. Dirksen Parkway
Springfield, IL 62702-1405
Phone: 217-535-3100
Fax: 217-535-3104

Municipal Waste Management Plans

The Solid Waste Planning and Recycling Act requires all Illinois counties and the city of Chicago to develop, adopt and implement 20-year municipal waste management plans.

Plans include programs and recommendations to achieve solid waste management goals, which typically include waste reduction, recycling, incineration and landfilling as program options.

The law requires each plan to include a program designed to recycle 15 percent of municipal waste by the end of the third year of the program and 25 percent of municipal waste by the end of the fifth year, depending upon the availability of markets.

Every five years each plan must identify changes in planning areas, evaluate progress in plan implementation and, if necessary, revise plan recommendations and goals. The county also has the option of updating its solid waste generation rate. The plan is then submitted to the Illinois EPA for review and comment.

Five year plan updates have been adopted by Brown, Calhoun, Cass, Christian, Greene, Logan, Macoupin, Mason, Menard, Montgomery, Morgan, Pike, Sangamon, Schuyler, and Scott Counties.

Additionally, Sangamon County completed its ten year plan update.

Questions concerning these plans and their availability should be directed to the appropriate local administrators listed in Appendix K of this report.

Details concerning Region Five landfills, transfer stations and compost facilities follow on pages R5.5 through R5.16.

Recycling rates range from more than 1.3 to 43.8 percent, for an average rate of 15.2 percent

The Illinois EPA encourages but does not regulate recycling, and is not obligated to collect and report recycling data; it does, however, as a public service, seek this information from county recycling coordinators.

Six recycling coordinators (out of 17 counties) in Region Five provided new data for 2003.

The multi-year average for the full region, which includes recycling data reaching back to 1992, is 15.2 percent. ♦

Municipal Waste Recycled

County	Estimated Population	Waste Generated		Waste Recycled	
		Tons	PCD	Tons	Percent
Adams	68,277	74,763	6.0	19,438	26.0
Brown ¹	6,345	2,965	2.6	90	3.0
Calhoun	4,960	2,879	3.2	36	1.3
Cass ¹	13,223	7,245	3.0	117	1.6
Christian	35,372	23,994	3.7	10,498	43.8
Greene	14,573	10,904	4.1	146	1.3
Jersey	23,018	21,003	5.0	1,120	5.3
Logan ^{1 & 2}	31,183	20,500	3.6	5,000	24.4
Macoupin	49,019	18,786	2.1	3,243	17.3
Mason ¹	16,885	9,193	3.0	242	2.6
Menard	12,345	6,485	2.9	103	1.6
Montgomery	30,652	17,341	3.1	4,258	24.6
Morgan	36,616	28,734	4.3	8,103	28.2
Pike ¹	17,287	9,709	3.1	293	3.0
Sangamon	188,951	276,135	8.0	28,848	10.4
Schuyler ¹	7,625	4,217	3.0	112	2.7
Scott ¹	5,591	3,192	3.1	85	2.7
Totals	561,922	538,045	5.2	81,732	15.2% ³

¹ Has residential recycling ordinance.

² Has commercial recycling ordinance.

³ Regional average.

Envotech-Illinois LLC*

County	Montgomery
Municipality	Litchfield
Location	Route 16 East
Location ☎	217-324-2811
Hours of operation	Mon.-Sat.: 6 a.m. - 6 p.m.
Waste accepted	Municipal, nonhazardous special
Tipping fee	\$18.34 per ton
Owner	Envotech-Illinois LLC**
Operator	Envotech-Illinois LLC**

*Also known as Litchfield-Hillsboro Landfill

Facility Facts

Identification number	1358150007
Design capacity, airspace cu.yds.	5,546,400
Total permitted landfill area, acres	4.5
Permitted disposal area, acres	62
Highest permitted elevation, feet (msl)	723
Leachate monitoring stations	3
Groundwater monitoring wells	13
Methane collection system	Gas-to-energy (Active)*
Years remaining, estimated by landfill	10
Date/year to open -- Date/year to close	1976 - 2014

*Mod. #25 approved on 5-22-02, the operation for Cell 7, Phase 2A (4.5 ac.) and Mod. #30 approved on 12-22-03, the operation of Cell 7, Phase 2B (4.1 ac.). Permit Mod. #27 approved the active landfill gas collection and disposal system on 7-1-03.

Waste Received: 2001, 2002, 2003

	TOTAL WASTE ACCEPTED			OUT-OF-STATE WASTE ACCEPTED		
	gate cu. yds	tons	tons/day	gate cu/yds.	tons	% of total
2001	399,935	121,192	466	564	171	0
2002	468,325	141,917	546	0	0	0
2003	405,365	122,838	472	0	0	0

2001 State of Origin: Illinois, Missouri 2002 State of Origin: Illinois only 2003 State of Origin: Illinois only

Remaining Capacities: Jan. 1, 2003 and Jan. 1, 2004

2003 certified gate cu. yds. (tons)	4,258,000	(1,290,000)
2004 certified gate cu. yds. (tons)	4,023,000	(1,219,000)

Audits and Inspections

Solid Waste Mgt. Fees paid in 2003	\$135,374
LF Paid Local SW Fees to County/City	False
Facility inspected by	Illinois EPA, Springfield Regional Office & Montgomery County Health Department

Contacts

Owner

Envotech-Illinois LLC**
2782 Landfill Trail, P.O. Box 97
Litchfield, IL 62056
Contact: Tim Johnson
☎ 217-324-2811

Operator

Envotech-Illinois LLC**
2782 Landfill Trail, P.O. Box 97
Litchfield, IL 62056
Contact: Tim Johnson
☎ 217-324-2811

**A subsidiary of Allied Waste Industries Inc., 15880 N. Greenway-Hayden Loop, Suite 100, Scottsdale, AZ 85260, 480-627-2700. Regional Office: 12976 St. Charles Rock Road, Bridgeton, MO 63044, 314-739-5099.

Five Oaks Recycling and Disposal Facility

County	Christian
Municipality	Taylorville
Location	890 E. 1500 North Road
Location ☎	217-824-3942 Ext. 115
Hours of operation	Mon.-Sat.: 4 a.m. - 6 p.m.; Sun.: 8 a.m. - 1 p.m.
Waste accepted	Municipal, nonhazardous special, liquids for solidification
Tipping fee	\$32 per ton
Owner	Waste Management of Illinois Inc.**
Operator	Waste Management of Illinois Inc.**

Facility Facts

Identification number	0218160006
Design capacity, airspace cu.yds.	13,887,700
Total permitted landfill area, acres	213
Permitted disposal area, acres	175
Highest permitted elevation, feet (msl)	685
Leachate monitoring stations	3
Groundwater monitoring wells	18
Methane collection system	Active extraction with flare*
Years remaining, estimated by landfill	39
Date/year to open -- Date/year to close	12-31-78 - 2042

*Mod. #31 to permit on 2-13-03, approves operation of active gas management system in Unit 6, Ph. III, Units 7-I and 7-II.

Waste Received: 2001, 2002, 2003

	TOTAL WASTE ACCEPTED			OUT-OF-STATE WASTE ACCEPTED		
	gate cu. yds	tons	tons/day	gate cu/yds.	tons	% of total
2001	976,615	295,944	1,138	11,605	3,517	1
2002	841,367	254,960	981	12,580	3,812	1
2003	765,270	231,900	892	3,508	1,063	0

2001 State of Origin: Georgia, Illinois, Indiana, Kansas, Kentucky, Missouri, Wisconsin 2002 State of Origin: Georgia, Illinois, Indiana, Kansas, Kentucky, Missouri, Wisconsin 2003 State of Origin: Georgia, Illinois, Indiana, Kansas, Missouri, Wisconsin

Remaining Capacities: Jan. 1, 2003 and Jan. 1, 2004

2003 certified gate cu. yds. (tons)	29,188,000	(8,845,000)
2004 certified gate cu. yds. (tons)	29,729,000	(9,009,000)

Audits and Inspections

Solid Waste Mgt. Fees paid in 2003	\$309,759
LF Paid Local SW Fees to County/City	Christian
Facility inspected by	Illinois EPA, Springfield Regional Office & Christian County Solid Waste Management Department

Contacts

Owner	Operator
Waste Management of Illinois Inc.** 890 East 1500 North Road Taylorville, IL 62568 Contact: Mark Baccadutre ☎ 217-824-3942	Waste Management of Illinois Inc.** 890 East 1500 North Road Taylorville, IL 62568 Contact: Mark Baccadutre ☎ 217-824-3942

**A subsidiary of Waste Management of IL & Waste Management Inc. Midwest, 1001 Fannin, Suite 4000, Houston, TX 77002, 713-512-6200. Regional Office: Waste Management of Illinois Inc., 1411 Opus Place, Suite 400, Downers Grove, IL 60515, 630-724-8400.

Pike County Landfill

County	Pike
Municipality	Baylis
Location	Rural Route 1, Box 60
Location ☎	217-833-2732
Hours of operation	Mon.-Sat.: 6 a.m. - 6 p.m.
Waste accepted	Municipal, nonhazardous special
Tipping fee	\$37 per cubic yard
Owner	Pike County Landfill Inc.**
Operator	Pike County Landfill Inc.**

Facility Facts

Identification number	1498160001
Design capacity, airspace cu.yds.	4,700,000
Total permitted landfill area, acres	77
Permitted disposal area, acres	69*
Highest permitted elevation, feet (msl)	836
Leachate monitoring stations	5
Groundwater monitoring wells	11
Methane collection system	Yes
Years remaining, estimated by landfill	24
Date/year to open -- Date/year to close	12-31-75 - 2028

*Permit modification #36 approved on 1-16-04, Phases 10 and 11A (5.2 ac.).

Waste Received: 2001, 2002, 2003

	TOTAL WASTE ACCEPTED			OUT-OF-STATE WASTE ACCEPTED		
	gate cu. yds	tons	tons/day	gate cu/yds.	tons	% of total
2001	319,498	96,818	372	18,628	5,645	6
2002	329,660	99,897	384	43,456	13,168	13
2003	340,583	103,207	397	44,730	13,555	13
2001 State of Origin: Illinois, Iowa, Missouri, Nebraska		2002 State of Origin: Illinois, Iowa, Missouri, Nebraska		2003 State of Origin: Illinois, Iowa, Missouri		

Remaining Capacities: Jan. 1, 2003 and Jan. 1, 2004

2003 certified gate cu. yds. (tons)	5,736,000	(1,738,000)
2004 certified gate cu. yds. (tons)	8,171,000	(2,476,000)

Audits and Inspections

Solid Waste Mgt. Fees paid in 2003	\$163,931
LF Paid Local SW Fees to County/City	False
Facility inspected by	Illinois EPA, Springfield Regional Office

Contacts

Owner

Pike County Landfill Inc.**
4700 Sterling Ave., P.O. Box 9071
Peoria, IL 61612-9071
Contact: Ron L. Edwards
☎ 309-676-4893 Ext. 204

Operator

Pike County Landfill Inc.**
4700 Sterling Ave., P.O. Box 9071
Peoria, IL 61612-9071
Contact: Ron L. Edwards
☎ 309-676-4893 Ext. 204

**A separately incorporated affiliate of Peoria Disposal Co.

RCS Inc. Landfill

County	Jersey
Municipality	Jerseyville
Location	23407 W. Crystal Lake Road
Location ☎	618-498-2024
Hours of operation	Mon.-Sat.: 6 a.m. - 6 p.m.
Waste accepted	Municipal, nonhazardous special
Tipping fee	\$35 per ton
Owner	RCS Inc. Landfill**
Operator	RCS Inc. Landfill**

Facility Facts

Identification number	0830250012
Design capacity, airspace cu.yds.	2,526,239
Total permitted landfill area, acres	190.6
Permitted disposal area, acres	23.6
Highest permitted elevation, feet (msl)	662
Leachate monitoring stations	2
Groundwater monitoring wells	9
Methane collection system	None
Years remaining, estimated by landfill	20
Date/year to open -- Date/year to close	1-31-95 - 2024

Waste Received: 2001, 2002, 2003

	TOTAL WASTE ACCEPTED			OUT-OF-STATE WASTE ACCEPTED		
	gate cu. yds	tons	tons/day	gate cu/yds.	tons	% of total
2001	82,331	24,949	96	0	0	0
2002	108,522	32,885	126	0	0	0
2003	144,513	43,792	168	0	0	0
2001 State of Origin: Illinois only 2002 State of Origin: Illinois only 2003 State of Origin: Illinois only						

Remaining Capacities: Jan. 1, 2003 and Jan. 1, 2004

2003 certified gate cu. yds. (tons)	3,073,000	(931,000)
2004 certified gate cu. yds. (tons)	2,919,000	(885,000)

Audits and Inspections

Solid Waste Mgt. Fees paid in 2003	\$45,090
LF Paid Local SW Fees to County/City	False
Facility inspected by	Illinois EPA, Springfield Regional Office

Contacts

Owner

RCS Inc. Landfill**
 23407 W. Crystal Lake Road
 Jerseyville, IL 62052
 Contact: Jay Ross
 ☎ 618-498-2024

Operator

RCS Inc. Landfill**
 23407 W. Crystal Lake Road
 Jerseyville, IL 62052
 Contact: Jay Ross
 ☎ 618-498-2024

**A subsidiary of Allied Waste Industries Inc., 15880 N. Greenway-Hayden Loop, Suite 100, Scottsdale, AZ 85260, 480-627-2700. Regional Office: 12976 St. Charles Rock Road, Bridgeton, MO 63044, 314-739-5099.

Sangamon Valley Landfill (Inactive, Now Active)*

County	Sangamon
Municipality	Springfield
Location	2565 Sand Hill Road
Location ☎	217-528-9256
Hours of operation	Mon. - Fri.: 6 a.m. - 6 p.m.; Sat.: 6 a.m. - noon
Waste accepted	Municipal, nonhazardous special
Tipping fee	N/A
Owner	Sangamon Valley Landfill Inc.**
Operator	Sangamon Valley Landfill Inc.**

*Permitted to re-open July 7, 2003.

Facility Facts

Identification number	1678220037
Design capacity, airspace cu.yds.	1,405,222 (Area I) + 5,135,625 (Area II)
Total permitted landfill area, acres	198.24
Permitted disposal area, acres	24.11 (Area I) + 50.31 (Area II) = 74.42*
Highest permitted elevation, feet (msl)	668 (Area I); 654 (Area II)
Leachate monitoring stations	4
Groundwater monitoring wells	34
Methane collection system	Gas-to-energy
Years remaining, estimated by landfill	20
Date/year to open -- Date/year to close	3-12-81 - 2024

*Permit 2000-131-LFM approved 10-24-02 reduced capacity remaining to 9.2 million gate cu. yds. Permit Mod. #4 issued 7-7-03 allowed Cell 1A, Area II to operate. Active only second half of 2003.

Waste Received: 2001, 2002, 2003

	TOTAL WASTE ACCEPTED			OUT-OF-STATE WASTE ACCEPTED		
	gate cu. yds	tons	tons/day	gate cu/yds.	tons	% of total
2001	0	0	0	0	0	0
2002	0	0	0	0	0	0
2003	193,379	58,600	225	0	0	0
2001 State of Origin: N/A 2002 State of Origin: N/A 2003 State of Origin: Illinois only						

Remaining Capacities: Jan. 1, 2003 and Jan. 1, 2004

2003 certified gate cu. yds. (tons)	9,244,000	(2,801,000)
2004 certified gate cu. yds. (tons)	9,082,000	(2,752,000)

Audits and Inspections

Solid Waste Mgt. Fees paid in 2003	\$96,129
LF Paid Local SW Fees to County/City	False
Facility inspected by	Illinois EPA, Springfield Regional Office & Sangamon County Department of Public Health

Contacts

Owner

Sangamon Valley Landfill Inc.**
4340 Acer Grove Dr., Suite B
Springfield, IL 62707
Contact: Randy Salmich
☎ 217-787-6079

Operator

Sangamon Valley Landfill Inc.**
2565 Sand Hill Road
Springfield, IL 62707
Contact: Tim Johnson
☎ 217-528-9256

**A subsidiary of Allied Waste Industries Inc., 15880 N. Greenway-Hayden Loop, Suite 100, Scottsdale, AZ 85260, 480-627-2700. Regional Office: 4340 Acer Grove Dr., Suite B, Springfield, IL 62707, 217-787-6079.

Area Disposal Transfer Station (Active)

County	Logan
Municipality	Lincoln
Location	835 1575th St.
Location ☎	217-735-5881
Hours of operation	Mon. - Fri.: 8 a.m. - 5 p.m.
Waste accepted	Municipal, recyclables
Tipping fee	N/A
Owner	Area Disposal Co.**
Operator	Area Disposal Co.**

Facility Facts

Identification number	1078160001
Opened, year	1982
Facility acreage	15-20

Waste Received: 2001, 2002, 2003

	<u>Tons per year</u>	<u>Tons per day (average)</u>
2001	0	0
2002	0	0
2003	0	0

Tons per year and average tons per day not available.

Inspections

Facility inspected by	Illinois EPA, Springfield Regional Office
-----------------------	---

Contacts

Owner	Operator
Area Disposal Co.**	Area Disposal Co.**
Ron Edwards	Ron Edwards
P.O. Box 9071	P.O. Box 9071
Peoria, IL 61612-9071	Peoria, IL 61612-9071
☎ 309-676-4893	☎ 309-676-4893

**A subsidiary of Coulter Companies, P.O. Box 9071, Peoria, IL 61612-9071, 309-676-4893.

Evans Recycling Inc. (New)

County	Adams
Municipality	Quincy
Location	711 W. Radio Rd.
Location 📍	N/A
Hours of operation	Mon. - Sun. 6 a.m. - 6 p.m.
Waste accepted	Landscape waste only*
Tipping fee	N/A
Owner	Evans Recycling Inc.
Operator	Evans Recycling Inc.

*Maximum amounts accepted 15,000 cu. yds. per year.

Facility Facts

Identification number	0010655258
Opened, year	2003*
Facility acreage	26.69

*Permitted to develop and operate on 3-21-03.

Waste Received: 2001, 2002, 2003

	<u>Tons per year</u>	<u>Tons per day (average)</u>
2001	0	0
2002	0	0
2003	0	0

Tons per year and average tons per day not available.

Inspections

Facility inspected by	Illinois EPA, Springfield Regional Office
------------------------------	---

Contacts

Owner

Evans Recycling Inc.
Rex D. Evans
1868 Midway Road
Murrayville, IL 62688
☎ 217-882-2081

Operator

Evans Recycling Inc.
Rex D. Evans
1868 Midway Road
Murrayville, IL 62668
☎ 217-882-2081

Waste Management/Pana Transfer Station (Inactive)*

County	Christian
Municipality	Pana
Location	500 N. Hickory
Location ☎	217-562-4011
Hours of operation	N/A
Waste accepted	Municipal
Tipping fee	N/A
Owner	Waste Management of Illinois Inc.**
Operator	Waste Management of Illinois Inc.**

*Inactive as of April 2002 and in 2003.

Facility Facts

Identification number	0218100002
Opened, year	1978
Facility acreage	2

Waste Received: 2001, 2002, 2003

	<u>Tons per year</u>	<u>Tons per day (average)</u>
2001	1,102	18
2002	179	14
2003	0	0

Inspections

Facility inspected by	Illinois EPA, Springfield Regional Office & Christian County Solid Waste Management Department
-----------------------	--

Contacts

Owner

Waste Management of Illinois Inc.**
Mark Baccadutre
890 E. 1500 N. Road
Taylorville, IL 62568
☎ 217-824-3942 Ext. 115

Operator

Waste Management of Illinois Inc.**
Mark Baccadutre
890 E. 1500 N. Road
Taylorville, IL 62658
☎ 217-824-3942 Ext. 115

**A subsidiary of Waste Management Inc. Midwest, 1001 Fannin, Suite 4000, Houston, TX 77002, 713-512-6200. Address given for owner/operator is for Five Oaks Recycling & Disposal Facility.

Waste Management/Springfield Transfer Station (Active)

County	Sangamon
Municipality	Springfield
Location	3000 E. Ash St.
Location ☎	217-523-5497
Hours of operation	Mon. - Fri.: 7 a.m. - 3 p.m.; Sat.: 8 a.m. - 11 a.m.
Waste accepted	Municipal, recyclables, solid waste
Tipping fee	\$42/ton
Owner	Waste Management of Illinois Inc.**
Operator	Waste Management of Illinois Inc.**

Facility Facts

Identification number	1671200127
Opened, year	1980
Facility acreage	3.6

Waste Received: 2001, 2002, 2003

	<u>Tons per year</u>	<u>Tons per day (average)</u>
2001	0	0
2002	167,517	500
2003	165,000	500

Tons per year and average tons per day not available for 2001.

Inspections

Facility inspected by	Illinois EPA, Springfield Regional Office & Sangamon County Department of Public Health
------------------------------	--

Contacts

Owner

Waste Management of Illinois Inc.**
Roy Whittinghill
3000 E. Ash St.
Springfield, IL 62703
☎ 217-523-5498 Ext. 102

Operator

Waste Management of Illinois Inc.**
Roy Whittinghill
3000 E. Ash St.
Springfield, IL 62703
☎ 217-523-5498 Ext. 102

**A subsidiary of Waste Management of IL & Waste Management Inc. Midwest, 1001 Fannin, Suite 4000, Houston, TX 77002, 713-512-6200. Regional Office: Waste Management of Illinois Inc., 1411 Opus Place, Suite 400, Downers Grove, IL 60515, 630-724-8400.

Dirksen Parkway Compost Facility

County	Sangamon
Municipality	Springfield
Location	2901 S. Dirksen Parkway
Location 📞	N/A
Hours of operation	N/A
Waste accepted	Grass, leaves, brush
Owner	Secretary of State, Physical Services
Operator	Secretary of State, Physical Services

Facility Facts

Identification number	1671200110
Date/Year Open - Date/Year Closed	6-22-90 -
Permit Expires	1-11-04*
Facility Inspected By	Illinois EPA, Springfield Regional Office & Sangamon County Department of Public Health

*Permit renewal under review (Log 2003-428).

Landscape Waste Received (cu. yds): 2001, 2002 & 2003

	Grass cu. yds.	Leaves cu. yds.	Brush cu. yds.
2001	15	20	9
2002	14	21	10
2003	15	35	10

Total Landscape Waste Received (tons): 2001, 2002 & 2003

2001 tons per year	11
2002 tons per year	11
2003 tons per year	15

2003 Amounts Used/Sold (cubic yards)

	Composted	Chipped/Shredded
Land Reclamation	0	0
Daily Landfill Cover	0	0
Final Landfill Cover	0	0
Landscaping	30	0
Land Application at Agronomic Rates	0	0
Other	0	0
TOTAL	30	0

Contacts

Owner

Secretary of State, Physical Services
 Dave Rusciollelli
 Room 189, Howlett Building
 Springfield, IL 62756
 📞 217-782-6530

Operator

Secretary of State, Physical Services
 Dave Rusciollelli
 107 1/2 E. Monroe
 Springfield, IL 62756
 📞 217-782-6530

Quincy Compost Facility (Inactive, Now Closed)

County	Adams
Municipality	Quincy
Location	200 E. Lock & Dam Road
Location ☎	217-228-4555
Hours of operation	N/A
Waste accepted	Grass, leaves, brush
Owner	City of Quincy
Operator	City of Quincy

Facility Facts

Identification number	0010650038
Date/Year Open - Date/Year Closed	2-27-90 - 7-30-03
Permit Expires	9-24-03*
Facility Inspected By	Illinois EPA, Springfield Regional Office

*Certificate of Closure issued on 7-30-03.

Landscape Waste Received (cu. yds): 2001, 2002 & 2003

	Grass cu. yds.	Leaves cu. yds.	Brush cu. yds.
2001	2,485	6,867	70,000
2002	2,873	6,656	70,000
2003	0	0	0

Total Landscape Waste Received (tons): 2001, 2002 & 2003

2001 tons per year	13,022
2002 tons per year	12,980
2003 tons per year	0

2003 Amounts Used/Sold (cubic yards)

	Composted	Chipped/Shredded
Land Reclamation	0	0
Daily Landfill Cover	0	0
Final Landfill Cover	0	0
Landscaping	0	0
Land Application at Agronomic Rates	0	0
Other	0	0
TOTAL	0	0

Contacts

Owner

City of Quincy
 Rod Davis
 730 Maine St., Suite 215
 Quincy, IL 62301
 ☎ 217-430-9535

Operator

City of Quincy
 Rod Davis
 730 Maine St., Suite 215
 Quincy, IL 62301
 ☎ 217-430-9535

Sangamon One (Closed)

County	Sangamon
Municipality	Springfield
Location	Rural Route 4, Recreation Drive
Location ☎	N/A
Hours of operation	N/A
Waste accepted	Brush chipping only (no permit required)
Owner	City of Springfield
Operator	City of Springfield

Facility Facts

Identification number	1671200134
Date/Year Open - Date/Year Closed	8-7-91 - 8-22-01*
Permit Expires	N/A
Facility Inspected By	Illinois EPA, Springfield Regional Office & Sangamon County Department of Public Health

*Certificate of Closure issued 8-22-01.

Landscape Waste Received (cu. yds): 2001, 2002 & 2003

	Grass cu. yds.	Leaves cu. yds.	Brush cu. yds.
2001	0	0	0
2002	0	0	0
2003	0	0	0

Total Landscape Waste Received (tons): 2001, 2002 & 2003

2001 tons per year	0
2002 tons per year	0
2003 tons per year	0

2003 Amounts Used/Sold (cubic yards)

	Composted	Chipped/Shredded
Land Reclamation	0	0
Daily Landfill Cover	0	0
Final Landfill Cover	0	0
Landscaping	0	0
Land Application at Agronomic Rates	0	0
Other	0	0
TOTAL	0	0

Contacts

Owner

City of Springfield
 Jim Reinhart
 Rm. 100 Municipal Bldg.
 Springfield, IL 62701
 ☎ 217-789-2255

Operator

City of Springfield
 Jim Reinhart
 Rm. 100 Municipal Bldg.
 Springfield, IL 62701
 ☎ 217-789-2255

Region Six: Metropolitan East St. Louis

Landfills Transfer Stations Compost Facilities



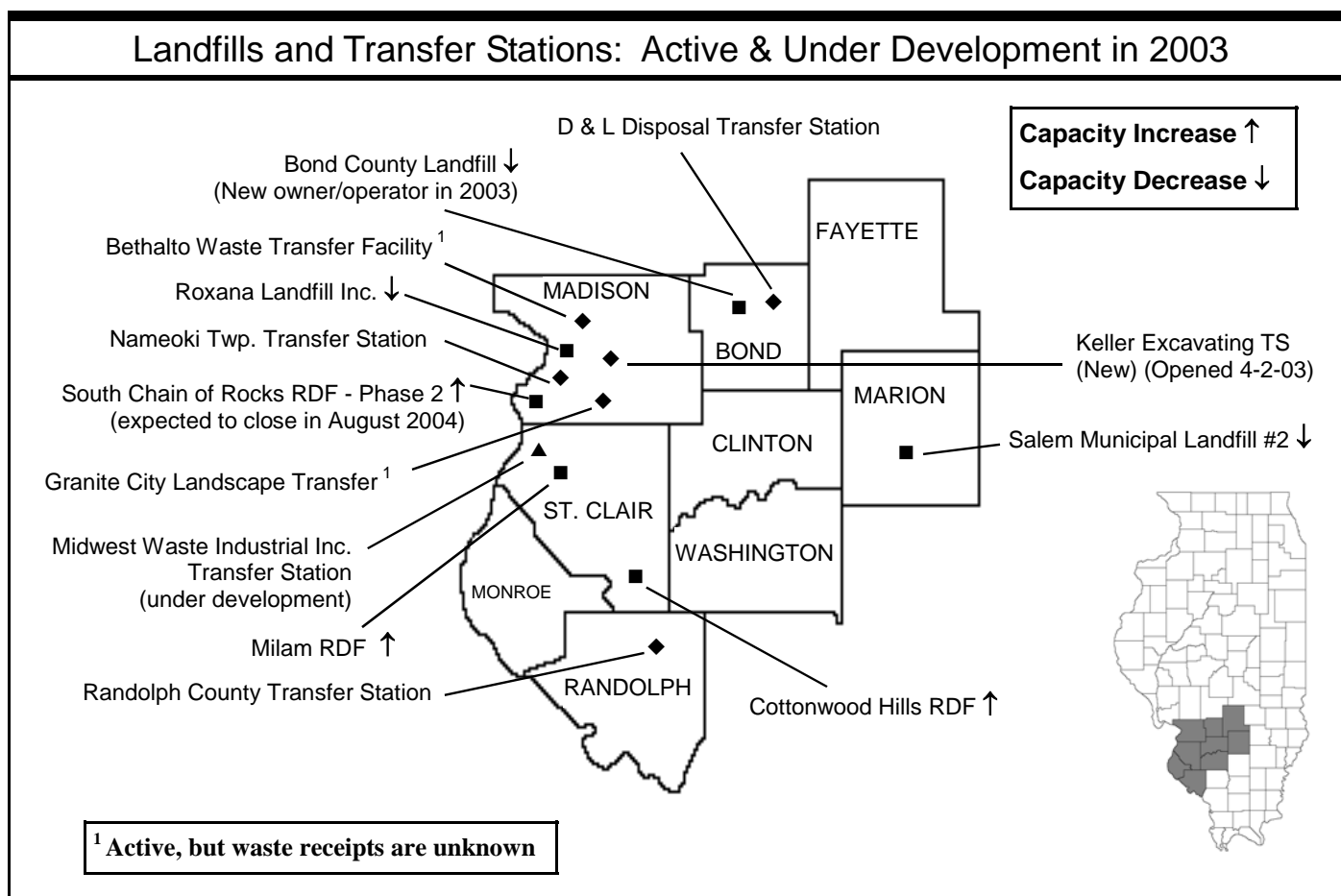
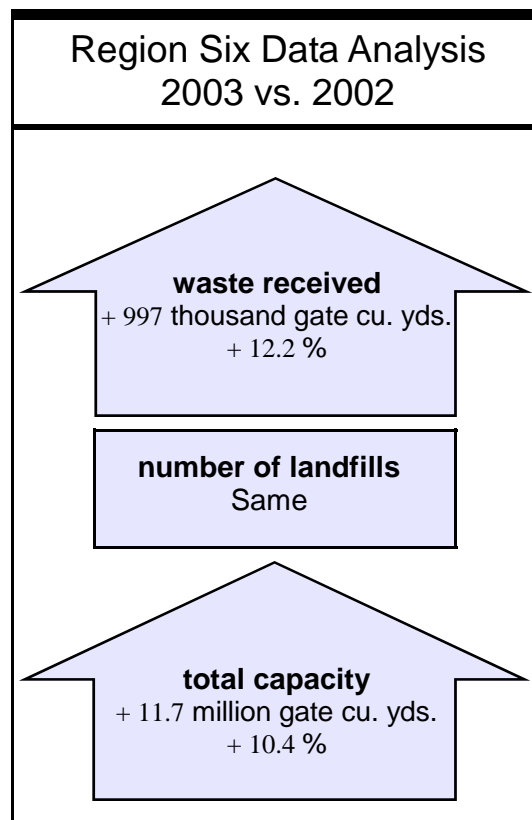
Roxana Landfill, Roxana has a gas-to-energy generator on location. The methane produced in cells in older parts of the landfill is then used beneficially.

WHERE A LANDFILL IS LOCATED CERTAINLY DOES matter. Region 6 is the closest region to St. Louis, Missouri, and almost half of its waste came from Missouri and four other states.

During 2003, the six Metropolitan East St. Louis facilities received 16.1 percent of solid wastes landfilled statewide, but the amount disposed in 2003 increased 12.2 percent from the previous year. Almost 9.2 million gate cubic yards of wastes were landfilled in the Metropolitan East St. Louis area in 2003. Figures differed by almost one million gate cubic yards year to year.

On Jan. 1, 2004, the capacity increased 10.4 percent, in the amount of 11.7 million gate cubic yards from the previous year.

The 86.4 million gate cubic yards reported on Jan. 1, 2004, by Cottonwood Hills RDF, Marissa, is 69.6 percent of the landfill capacity available in the Region. On the lower end, South Chain of Rocks RDF-Phase 2, is nearing closure, but is not closed yet.



Region Six Solid Waste Statistics

Counties	9
Area (square miles)	5,061
Population (est.)	708,732
Landfill life expectancy	
Years remaining	14 *
Landfills	
Active in 2003	6
Open past 2003	6
Transfer Stations	
Active in 2003	5
New in 2003	1
Under Devlpmt. in 2003	1
Compost facilities	
Active in 2003	7
Open Past 2003	5
Under Devlpmt. in 2003	1

*Total remaining capacity (from table below) divided by total waste accepted. Tells how long the region may be served by local landfills at current disposal rates, barring capacity adjustments, until capacity is depleted.

Construction of new cells permitted

Several landfills applied for and received permits to construct new cells or areas. They were Cottonwood Hills, Milam RDF, Roxana Landfill Inc. and Salem Municipal Landfill #2. More details about these developments are found on the landfill specification pages that follow this overview.

Expansion permits are reviewed by Illinois EPA

Roxana Landfill Authority, Roxana, has also submitted in February 2003 a permit application for horizontal and vertical expansion (39 million in-place cubic yards). This effort is still under Agency review.

Owners of Milam RDF, East St. Louis, report an additional 4.75 million cubic yards expansion proposal, receiving Illinois EPA approval on Oct. 16, 2003.

Almost half of wastes came from out of state

Salem Municipal Landfill #2 was the only active facility in the region that did not accept out-of-state waste. This and Knox County Landfill #3 are the only publicly owned and operated landfills in the State. Of the total waste accepted in Region Six, 4.5 million cubic yards, or 49.1 percent, originated elsewhere.

Landfills: Waste Accepted 2003; Remaining Capacities Jan. 1, 2004

	Municipality	County	Wastes		Capacity		Disp. Area Acres	Close Year
			Cu. Yds.	Rank ¹	Cu. Yds.	Rank ²		
Bond County Landfill *	Greenville	Bond	314,357	35	8,296,000	19	63	2030
Cottonwood Hills RDF ³ *	Marissa	St. Clair	1,269,306	10	86,368,000	2	206	2071
Milam Recyc. and Disp. Facility ⁴ *	East St. Louis	St. Clair	4,205,148	5	20,663,000	9	176	2009
Roxana Landfill ⁵ *	Roxana	Madison	3,120,712	6	8,220,000	20	72.4	2007
Salem Municipal Landfill #2 ⁶	Salem	Marion	77,047	46	475,000	44	22	2010
So. Chain of Rocks RDF-Phase 2 ⁷ *	Granite City	Madison	178,496	42	127,000	46	64	2004
Totals			9,165,066		124,149,000			

* Five landfills accepted out-of-state waste from five states during 2003 totaling 4,502,727 gate cubic yards, or 49.1% of the region's total.

¹ Standing among 50 landfills that accepted waste during 2003.

² Standing among 49 landfills that reported capacity as of Jan. 1, 2004.

³ Permit Mod. #9 approved Phase 1A South on 8-26-02; Phase 1A North on 5-8-03 and Phase I East Slope/SW corner on 3-8-04.

⁴ Mod. #26 approved on 2-25-03 Phase IV Northwest expansion. Vertical expansion (4.75 million cu. yds.) on 10-16-03 and on 1-26-04 Phase IV NE expansion.

⁵ Permit Modifications 29, 31, 32 and 34 approved new cells in 2002 and 2003. Vertical and horizontal expansion of 39 million in-place cu. yds. is pending Illinois EPA approval.

⁶ Mod. #16 approved operation of East half of Phase 2 on 9-24-03.

⁷ Still expects to close in August 2004.

Importing states for this region include: Arkansas, Georgia, Iowa, Kansas, Kentucky, and Missouri. South Chain of Rocks, nearing closure, accepted 92 percent of its waste stream from Missouri in 2003. Cottonwood Hills was a close second, as 75 percent comes from three of the six states.

Other landfills and their percentage accepted from other states include: Bond County Landfill (2%); Milam RDF (58%); and Roxana Landfill Inc. (31%).

Milam RDF had the distinction of ranking 5th in the state in quantities of waste disposed during 2003, and Roxana Landfill Inc., Roxana, ranked 6th. Cottonwood Hills RDF ranked number 10 of 50 landfills in terms of waste accepted.

Madison and St. Clair counties conduct inspections

The Illinois EPA has delegated inspection authority to the Madison County Planning and Development Department and the St. Clair County Health Department.

Delegation agreements authorize these agencies to conduct many of the duties that would otherwise be performed by the Illinois EPA field office: investigating and enforcing suspected violations of land pollution laws and reports of open dumping, and inspecting landfills, transfer stations and compost facilities permitted through the Agency's Bureau of Land.

(Inspections also include industrial landfills, or monofills, and landfills that closed prior to 2001; these facilities are not included in this report.)

Both Madison and St. Clair Counties have two active landfills each. Both counties also have compost facilities, but only Madison County has transfer stations (four).

Six transfer stations were open for business, and four voluntarily reported

Four of the six transfer stations in Region Six voluntarily reported that 60,209 tons were transferred during 2003. The amount of waste transferred by these facilities is underrepresented.

Questions and Complaints

Illinois EPA Region Six field office personnel investigate reports of suspected illegal waste disposal, and inspect the region's landfills, transfer stations and compost facilities, except in **Madison and St. Clair counties**, where joint responsibility has been delegated to local authorities.

Questions or complaints concerning pollution control facilities, open dumping or other incidents should be directed to the office having jurisdiction over the site:

Illinois EPA
2009 Mall St.
Collinsville, IL 62234
Phone: 618-346-5120
Fax: 618-346-5155

Madison County Planning & Development Dept.
157 N. Main, Suite 254
Edwardsville, IL 62025
Phone: 618-692-7040 Ext. 4663
Fax: 618-692-8982

St. Clair County Health Department
19 Public Square, Suite 150
Belleville, IL 62220
Phone: 618-233-7769
Fax: 618-236-0676 or 618-233-7713

Expansions Pending as of Jan. 1, 2004

Landfill	Details
Roxana Landfill Authority	39 million cu. yds. (Horizontal & Vertical)
Milam RDF	Phase IV NE Expansion

Transfer Stations: Waste Handled 2003

	Municipality	County	Tons
Bethalto Waste Transfer ¹	Bethalto	Madison	0
D & L Disposal	Greenville	Bond	30,471
Granite City Landscape ¹	Granite City	Madison	0
NEW Keller Excavating TS	Edwardsville	Madison	104
UD Midwest Waste Ind. Inc.	Cahokia	St. Clair	0
Nameoki Township	Granite City	Madison	20
Randolph County	Sparta	Randolph	29,614
Total			60,209

¹ Active, but waste receipts unknown

² New on 4-2-03.

UD = Under development

Municipal Waste Management Plans

The Solid Waste Planning and Recycling Act requires all Illinois counties and the city of Chicago to develop, adopt and implement 20-year municipal waste management plans.

Plans include programs and recommendations to achieve solid waste management goals, which typically include waste reduction, recycling, incineration and landfilling as program options.

The law requires each plan to include a program designed to recycle 15 percent of municipal waste by the end of the third year of the program and 25 percent of municipal waste by the end of the fifth year, depending upon the availability of markets.

Every five years each plan must identify changes in planning areas, evaluate progress in plan implementation and, if necessary, revise plan recommendations and goals. The county also has the option of updating its solid waste generation rate. The plan is then submitted to the Illinois EPA for review and comment.

Five year plan updates have been adopted by all the Region Six counties.

Additionally, Madison, Monroe and St. Clair counties have also completed ten year plan updates.

Questions concerning these plans and their availability should be directed to the appropriate local administrators listed in Appendix K of this report.

Details concerning Region Six landfills, transfer stations and compost facilities follow on pages R6.5 through R6.26.

Milan RDF leads composting efforts of the region

Six active compost facilities processed more than 45,774 gate tons of landscape waste, an amount equal to about 1.6 percent of all waste landfilled in Region Six.

Milan RDF Compost Site accepted the most landscape waste in the region, 58.3 percent of the total.

Cottonwood Hills Compost Facility expects to open in fall 2004.

Compost Facilities: Waste Accepted 2003

	Municipality	County	Tons
BFI Modern Landfill	Belleville	St. Clair	8,346
Centralia Landscape ¹	Centralia	Marion	1,278
Milan RDF	East St. Louis	St. Clair	26,690
Nashville Municipal	Nashville	Washington	355
Roxana Landfill Compost ²	Roxana	Madison	8,368
Salem Municipal Landfill #2	Salem	Marion	737
Total			45,774

¹ Closure pending as of 7-26-04.

² Compost site expansion approved 3-8-04.

Recycling rates varied from less than one to 43.6 percent

The Illinois EPA encourages but does not regulate recycling, and is not obligated to collect and report recycling data; it does, however, as a public service, seek this information from county recycling coordinators. Seven counties of nine voluntarily responded to the recycling survey in 2003.

Recycling rates in Region Six ranged from a low of less than one percent to a high of 43.6 percent. The regional average recycling rate was 28.9 percent. ♦

Municipal Waste Recycled

County	Estimated Population	Waste Generated		Waste Recycled	
		Tons	PCD	Tons	Percent
Bond	17,070	21,807	7.0	1,789	8.2
Clinton	34,777	17,215	2.7	3,000	17.4
Fayette	21,629	19,736	5.0	1,796	9.1
Madison ¹	258,941	340,354	7.2	103,354	30.4
Marion	41,691	41,086	5.4	6,840	16.6
Monroe	29,500	18,894	3.5	2,194	11.6
Randolph	33,893	25,979	4.2	2,698	10.4
St. Clair	256,082	140,205	3.0	61,142	43.6
Washington	15,149	6,912	2.5	60	0.9
Totals	708,732	632,188	4.9	182,873	28.9% ²

¹ Has residential recycling ordinance.

² Regional average.

Bond County Landfill Inc.*

County	Bond
Municipality	Greenville
Location	825 Willard Street, RR 3
Location ☎	618-664-2587
Hours of operation	Mon.-Sat.: 5 a.m. - 8 p.m. (5-1 to 8-31)/Mon.-Sat.: 6 a.m. - 6 p.m. (9-1 to 4-30)
Waste accepted	Municipal, nonhazardous special
Tipping fee	\$26 per ton
Owner	Bond County Landfill Inc.**
Operator	Bond County Landfill Inc.**

*New owner as of 2-11-04.

Facility Facts

Identification number	0050055055*
Design capacity, airspace cu.yds.	4,500,000
Total permitted landfill area, acres	217
Permitted disposal area, acres	63
Highest permitted elevation, feet (msl)	605
Leachate monitoring stations	1
Groundwater monitoring wells	26
Methane collection system	None
Years remaining, estimated by landfill	26
Date/year to open -- Date/year to close	2-7-95 - 2030

*New identification number for Subtitle D site formerly known as D & L Landfill. Does not include D and L Landfill - Site #0050050001 (closed Part 807 site).

Waste Received: 2001, 2002, 2003

	TOTAL WASTE ACCEPTED			OUT-OF-STATE WASTE ACCEPTED		
	gate cu. yds	tons	tons/day	gate cu/yds.	tons	% of total
2001	202,122	61,249	236	4,372	1,325	2
2002	227,549	68,954	265	3,863	1,171	2
2003	314,357	95,260	366	7,852	2,379	2

2001 State of Origin: Illinois, Missouri 2002 State of Origin: Illinois, Missouri 2003 State of Origin: Illinois, Missouri

Remaining Capacities: Jan. 1, 2003 and Jan. 1, 2004

2003 certified gate cu. yds. (tons)	8,451,000	(2,561,000)
2004 certified gate cu. yds. (tons)	8,296,000	(2,514,000)

Audits and Inspections

Solid Waste Mgt. Fees paid in 2003	\$89,702
LF Paid Local SW Fees to County/City	False
Facility inspected by	Illinois EPA, Collinsville Regional Office

Contacts

Owner

Bond County Landfill Inc.**
825 Willard St.
Greenville, IL 62246
Contact: Tim Johnson
☎ 618-664-2587

Operator

Bond County Landfill Inc.**
825 Willard St.
Greenville, IL 62246
Contact: Tim Johnson
☎ 618-664-2587

**A subsidiary of Allied Waste Industries Inc., 15880 N. Greenway-Hayden Loop, Suite 100, Scottsdale, AZ 85260, 480-627-2700. Regional Office: 12976 St. Charles Rock Road, Bridgeton, MO 63044, 314-739-5099.

Cottonwood Hills RDF

County	St. Clair
Municipality	Marissa
Location	10400 Hillstown Road
Location ☎	618-295-2809
Hours of operation	Sun.-Sat.: 3 a.m. - midnight
Waste accepted	Municipal, nonhazardous special
Tipping fee	\$27.50 per ton
Owner	Waste Management of Illinois Inc.**
Operator	Waste Management of Illinois Inc.**

Facility Facts

Identification number	1630755017
Design capacity, airspace cu.yds.	39,336,000
Total permitted landfill area, acres	437
Permitted disposal area, acres	206
Highest permitted elevation, feet (msl)	575
Leachate monitoring stations	10
Groundwater monitoring wells	10
Methane collection system	67 extraction wells
Years remaining, estimated by landfill	68
Date/year to open -- Date/year to close	11-1-00 - 2071*

*Permit Mod. #9 approved, on 8-26-02, the operation of Phase 1A South; on 11-20-03, the operation of Phase 1A North and on 3-8-04 Phase 1 East Slope/Southwest corner opened.

Waste Received: 2001, 2002, 2003

	TOTAL WASTE ACCEPTED			OUT-OF-STATE WASTE ACCEPTED		
	gate cu. yds	tons	tons/day	gate cu/yds.	tons	% of total
2001	940,191	284,906	1,096	613,782	185,995	65
2002	1,035,802	313,879	1,207	694,809	210,548	67
2003	1,269,306	384,638	1,479	949,515	287,732	75

2001 State of Origin: Illinois, Missouri 2002 State of Origin: Arkansas, Illinois, Kentucky, Missouri 2003 State of Origin: Arkansas, Illinois, Kentucky, Missouri

Remaining Capacities: Jan. 1, 2003 and Jan. 1, 2004

2003 certified gate cu. yds. (tons)	82,877,000	(25,114,000)
2004 certified gate cu. yds. (tons)	86,368,000	(26,172,000)

Capacity increase based upon using more alternative daily covers and less conventional soil daily/intermediate cover.

Audits and Inspections

Solid Waste Mgt. Fees paid in 2003	\$555,733
LF Paid Local SW Fees to County/City	St. Clair
Facility inspected by	Illinois EPA, Collinsville Regional Office & St. Clair County Health Department

Contacts

Owner	Operator
Waste Management of Illinois Inc.** 601 Madison Road East St. Louis, IL 62201 Contact: Ernest H. Dennison ☎ 618-271-6788 Ext. 122	Waste Management of Illinois Inc.** 601 Madison Road East St. Louis, IL 62201 Contact: Ernest H. Dennison ☎ 618-271-6788 Ext. 122

**A subsidiary of Waste Management of IL & Waste Management Inc. Midwest, 1001 Fannin, Suite 4000, Houston, TX 77002, 713-512-6200. Regional Office: Waste Management of Illinois Inc., 1411 Opus Place, Suite 400, Downers Grove, IL 60515, 630-724-8400.

Milam Recycling and Disposal Facility

County	St. Clair
Municipality	East St. Louis
Location	601 Madison Road
Location ☎	618-271-6788 Ext. 122
Hours of operation	Sun.-Sat.: 3 a.m. - midnight
Waste accepted	Municipal, nonhazardous special
Tipping fee	\$30.33 per ton
Owner	Waste Management of Illinois Inc.**
Operator	Waste Management of Illinois Inc.**

Facility Facts

Identification number	1630450001
Design capacity, airspace cu.yds.	19,450,000
Total permitted landfill area, acres	208
Permitted disposal area, acres	176
Highest permitted elevation, feet (msl)	630
Leachate monitoring stations	1
Groundwater monitoring wells	26
Methane collection system	Gas-to-energy
Years remaining, estimated by landfill	5
Date/year to open -- Date/year to close	1974 - 2009*

*Permit Mod. #26, approved on 2-25-03 the operation of Phase IV Northwest expansion. Permit #2002-095-SM27 allowed a 4.75 million cu. yd. vertical expansion to be permitted on 10-16-03, that changed design capacity and elevation. Permit Mod. #28, approved on 01-26-04 the operation of Phase IV Northeast expansion.

Waste Received: 2001, 2002, 2003

	TOTAL WASTE ACCEPTED			OUT-OF-STATE WASTE ACCEPTED		
	gate cu. yds	tons	tons/day	gate cu/yds.	tons	% of total
2001	2,742,205	830,971	3,196	1,577,620	478,067	58
2002	3,975,535	1,204,708	4,633	2,389,397	724,060	60
2003	4,205,148	1,274,287	4,901	2,418,457	732,866	58

2001 State of Origin: Illinois, Indiana, Missouri 2002 State of Origin: Illinois, Indiana, Missouri, Tennessee 2003 State of Origin: Georgia, Illinois, Iowa, Kansas, Missouri

Remaining Capacities: Jan. 1, 2003 and Jan. 1, 2004

2003 certified gate cu. yds. (tons)	11,867,000	(3,596,000)
2004 certified gate cu. yds. (tons)	20,663,000	(6,262,000)

Audits and Inspections

Solid Waste Mgt. Fees paid in 2003	\$1,440,167
LF Paid Local SW Fees to County/City	St. Clair
Facility inspected by	Illinois EPA, Collinsville Regional Office & St. Clair County Health Department

Contacts

Owner

Waste Management of Illinois Inc.**
601 Madison Road
East St. Louis, IL 62201
Contact: Ernest H. Dennison
☎ 618-271-6788 Ext. 122

Operator

Waste Management of Illinois Inc.**
601 Madison Road
East St. Louis, IL 62201
Contact: Ernest H. Dennison
☎ 618-271-6788 Ext. 122

**A subsidiary of Waste Management of IL & Waste Management Inc. Midwest, 1001 Fannin, Suite 4000, Houston, TX 77002, 713-512-6200. Regional Office: Waste Management of Illinois Inc., 1411 Opus Place, Suite 400, Downers Grove, IL 60515, 630-724-8400.

Roxana Landfill Inc.

County	Madison
Municipality	Roxana
Location	4600 Cahokia Road, P.O. Box 97
Location ☎	618-656-6912
Hours of operation	Mon.-Sat.: 3 a.m. - midnight
Waste accepted	Municipal, nonhazardous special, C & D debris
Tipping fee	\$35.35 per ton
Owner	Roxana Landfill Authority Inc.**
Operator	Roxana Landfill Authority Inc.**

Facility Facts

Identification number	1190900002
Design capacity, airspace cu.yds.	9,790,000
Total permitted landfill area, acres	104
Permitted disposal area, acres	72.4
Highest permitted elevation, feet (msl)	592
Leachate monitoring stations	1
Groundwater monitoring wells	14
Methane collection system	Flares & gas-to-energy
Years remaining, estimated by landfill	3
Date/year to open -- Date/year to close	1975 - 2007

Module 6A (4.5 ac.) approved on 4-8-02; Module 5A-South approved on 9-25-02; Module 5A-North; southern half of Module 3B approved on 11-18-02; Module 8A (4.8 ac.) approved on 9-8-03; Module 9A (5 ac.) & Module 10A (1.8 ac) approved 1-21-04; southern half of Module 10A approved 6-24-04. Vertical and horizontal expansion application of 39 million in-place cu. yds. pending as of 6-30-04, Log #2002-341. (Available airspace would be approximately 20 million cu. yds.)

Waste Received: 2001, 2002, 2003

	TOTAL WASTE ACCEPTED			OUT-OF-STATE WASTE ACCEPTED		
	gate cu. yds	tons	tons/day	gate cu/yds.	tons	% of total
2001	1,068,491	323,785	1,245	26,099	7,909	2
2002	2,477,125	750,644	2,887	761,646	230,802	31
2003	3,120,712	945,670	3,637	963,461	291,958	31

2001 State of Origin: Illinois, Missouri 2002 State of Origin: Illinois, Missouri 2003 State of Origin: Illinois, Missouri

Remaining Capacities: Jan. 1, 2003 and Jan. 1, 2004

2003 certified gate cu. yds. (tons)	8,651,000	(2,622,000)
2004 certified gate cu. yds. (tons)	8,220,000	(2,491,000)

Audits and Inspections

Solid Waste Mgt. Fees paid in 2003	\$1,053,726
LF Paid Local SW Fees to County/City	Madison
Facility inspected by	Illinois EPA, Collinsville Regional Office & Madison County Planning & Development

Contacts

Owner

Roxana Landfill Authority Inc.**
4600 Cahokia Creek Road, P. O. Box 97
Roxana, IL 62084-0097
Contact: Jay Ross
☎ 618-656-6912

Operator

Roxana Landfill Authority Inc.**
4600 Cahokia Creek Road, P.O. Box 97
Roxana, IL 62084-0097
Contact: Jay Ross
☎ 618-656-6912

**A subsidiary of Allied Waste Industries Inc., 15880 N. Greenway-Hayden Loop, Suite 100, Scottsdale, AZ 85260, 480-627-2700. Regional Office: 12976 St. Charles Rock Road, Bridgeton, MO 63044, 314-739-5099.

Salem Municipal Landfill #2

County	Marion
Municipality	Salem
Location	900 E. Lake St.
Location ☎	618-548-2222
Hours of operation	Mon.-Fri.: 7:30 a.m. - 4 p.m.
Waste accepted	Municipal
Tipping fee	\$7.50 per cubic yard
Owner	City of Salem, Mayor's Office
Operator	City of Salem, Public Works Office

Facility Facts

Identification number	1218130007
Design capacity, airspace cu.yds.	457,000
Total permitted landfill area, acres	49
Permitted disposal area, acres	22
Highest permitted elevation, feet (msl)	574
Leachate monitoring stations	2
Groundwater monitoring wells	12
Methane collection system	None
Years remaining, estimated by landfill	6
Date/year to open -- Date/year to close	1977 – 2010*

*Permit Mod. #15, approved on 8-22-03 the renewal of the permit for five more years. Mod. #16 approved operation of east half of Phase 2 on 9-24-03. South Unit certified closed on 5-10-04.

Waste Received: 2001, 2002, 2003

	TOTAL WASTE ACCEPTED			OUT-OF-STATE WASTE ACCEPTED		
	gate cu. yds	tons	tons/day	gate cu/yds.	tons	% of total
2001	64,858	19,654	76	0	0	0
2002	73,819	22,369	86	0	0	0
2003	77,047	23,348	90	0	0	0

2001 State of Origin: Illinois only 2002 State of Origin: Illinois only 2003 State of Origin: Illinois only

Remaining Capacities: Jan. 1, 2003 and Jan. 1, 2004

2003 certified gate cu. yds. (tons)	551,000	(167,000)
2004 certified gate cu. yds. (tons)	475,000	(144,000)

Audits and Inspections

Solid Waste Mgt. Fees paid in 2003	\$17,545
LF Paid Local SW Fees to County/City	False
Facility inspected by	Illinois EPA, Collinsville Regional Office

Contacts

Owner

City of Salem, Mayor's Office
101 S. Broadway
Salem, IL 62881
Contact: Roger D. Kinney
☎ 618-548-2222

Operator

City of Salem, Public Works Office
101 S. Broadway
Salem, IL 62881
Contact: John Pruden
☎ 618-548-2222

South Chain of Rocks RDF-Phase II

County	Madison
Municipality	Granite City
Location	3399 W. Chain of Rocks Road
Location ☎	618-797-0405
Hours of operation	Sun.-Sat.: 3 a.m. - 12 p.m.
Waste accepted	Municipal, nonhazardous special
Tipping fee	\$30.33 per ton
Owner	Waste Management of Illinois Inc.**
Operator	Waste Management of Illinois Inc.**

Facility Facts

Identification number	1198010002
Design capacity, airspace cu.yds.	2,767,100
Total permitted landfill area, acres	102
Permitted disposal area, acres	64
Highest permitted elevation, feet (msl)	500
Leachate monitoring stations	2
Groundwater monitoring wells	16
Methane collection system	Active
Years remaining, estimated by landfill	< 1
Date/year to open -- Date/year to close	1978 - 8-2004*

*Site expects to close in August 2004.

Waste Received: 2001, 2002, 2003

	TOTAL WASTE ACCEPTED			OUT-OF-STATE WASTE ACCEPTED		
	gate cu. yds	tons	tons/day	gate cu/yds.	tons	% of total
2001	1,194,946	362,105	1,393	808,360	244,958	68
2002	378,319	114,642	441	301,888	91,481	80
2003	178,496	54,090	208	163,442	49,528	92
2001 State of Origin: Illinois, Missouri 2002 State of Origin: Illinois, Missouri 2003 State of Origin: Illinois, Missouri						

Remaining Capacities: Jan. 1, 2003 and Jan. 1, 2004

2003 certified gate cu. yds. (tons)	73,000	(22,000)
2004 certified gate cu. yds. (tons)	127,000	(38,000)

Slight increase is due to settlement of the landfill.

Audits and Inspections

Solid Waste Mgt. Fees paid in 2003	\$49,263
LF Paid Local SW Fees to County/City	Madison
Facility inspected by	Illinois EPA, Collinsville Regional Office & Madison County Planning & Development

Contacts

Owner

Waste Management of Illinois Inc.**
601 Madison Road
East St. Louis, IL 62201
Contact: Ernest H. Dennison
☎ 618-271-6788 Ext. 122

Operator

Waste Management of Illinois Inc.**
601 Madison Road
East St. Louis, IL 62201
Contact: Ernest H. Dennison
☎ 618-271-6788 Ext. 122

**A subsidiary of Waste Management of IL & Waste Management Inc. Midwest, 1001 Fannin, Suite 4000, Houston, TX 77002, 713-512-6200. Regional Office: Waste Management of Illinois Inc., 1411 Opus Place, Suite 400, Downers Grove, IL 60515, 630-724-8400.

Bethalto Waste Transfer Facility (Active)

County	Madison
Municipality	Bethalto
Location	Albers Lane & Culp Lane
Location ☎	608-377-8013
Hours of operation	By appointment
Waste accepted	Bulk municipal
Tipping fee	N/A
Owner	Village of Bethalto, Public Works
Operator	Village of Bethalto, Public Works

Facility Facts

Identification number	1190150006
Opened, year	1991
Facility acreage	16

Waste Received: 2001, 2002, 2003

	<u>Tons per year</u>	<u>Tons per day (average)</u>
2001	0	0
2002	0	0
2003	0	0

Tons per year and average tons per day not available.

Inspections

Facility inspected by	Illinois EPA, Collinsville Regional Office & Madison County Planning & Development
------------------------------	--

Contacts

Owner

Village of Bethalto, Public Works
213 N. Prairie
Bethalto, IL 62010
☎ 618-377-8013

Operator

Village of Bethalto, Public Works
213 N. Prairie
Bethalto, IL 62010
☎ 618-377-8013

D & L Disposal Transfer Station (Active)

County	Bond
Municipality	Greenville
Location	815 Willard St.
Location ☎	618-664-3185
Hours of operation	Mon. - Sat.: 5 a.m. - 8 p.m.
Waste accepted	Municipal
Tipping fee	N/A
Owner	D & L Disposal LLC**
Operator	D & L Disposal LLC**

Facility Facts

Identification number	0050055049
Opened, year	1994
Facility acreage	<1

Waste Received: 2001, 2002, 2003

	<u>Tons per year</u>	<u>Tons per day (average)</u>
2001	0	0
2002	44,872	157
2003	30,471	117

Tons per year and average tons per day not available for 2001.

Inspections

Facility inspected by	Illinois EPA, Collinsville Regional Office
------------------------------	--

Contacts

Owner

D & L Disposal LLC**
Scott Fennewald
900 Willard St.; P.O. Box 405
Greenville, IL 62231
☎ 618-664-3185 Ext. 106

Operator

D & L Disposal LLC**
Scott Fennewald
900 Willard St.; P.O. Box 405
Greenville, IL 62231
☎ 618-664-3185 Ext. 106

**A subsidiary of Allied Waste Industries Inc., 15880 N. Greenway-Hayden Loop, Suite 100, Scottsdale, AZ 85260, 480-627-2700. Regional Office: 12976 St. Charles Rock Road, Bridgeton, MO 63044, 314-739-5099.

Granite City Landscape Transfer (Active)

County	Madison
Municipality	Granite City
Location	800 25th St.
Location ☎	618-452-6222
Hours of operation	Mon.: 8:15 a.m.-3:30 p.m.; Tues.-Fri: 8:15 a.m.-8:30 p.m.; Sat.: 1 p.m.-8:30 p.m.; Sun: noon-6 p.m.
Waste accepted	Landscape waste only
Tipping fee	N/A
Owner	City of Granite City, City Hall
Operator	City of Granite City, Street Department
Winter (January 1 to March 31) hours Mon.-Fri.: 8 a.m. - 4 p.m.	

Facility Facts

Identification number	1190405136
Opened, year	1997
Facility acreage	5.2

Waste Received: 2001, 2002, 2003

	<u>Tons per year</u>	<u>Tons per day (average)</u>
2001	8,320	40
2002	0	0
2003	0	0

Tons per year and average tons per day not available for 2002 and 2003.

Inspections

Facility inspected by	Illinois EPA, Collinsville Regional Office & Madison County Planning & Development
------------------------------	--

Contacts

Owner

City of Granite City, City Hall
Rick Fancher
2000 Edison Ave.
Granite City, IL 62040
☎ 618-452-6214

Operator

City of Granite City, Street Department
Rick Fancher
2301 Adams St.
Granite City, IL 62040
☎ 618-452-6222

Keller Excavating Transfer Station (New)

County	Madison
Municipality	Edwardsville
Location	6507 Centergrove Road
Location 📍	N/A
Hours of operation	Mon. - Fri. 8 a.m. - 5 p.m.
Waste accepted	C & D Debris*
Tipping fee	\$0
Owner	Keller Construction Company Inc.
Operator	Keller Construction Company Inc.

*Waste accepted from their own company only.

Facility Facts

Identification number	1190255081
Opened, year	2003*
Facility acreage	11.54

*Permitted to develop and operate on 4-2-03.

Waste Received: 2001, 2002, 2003

	<u>Tons per year</u>	<u>Tons per day (average)</u>
2001	0	0
2002	0	0
2003	104	0

Average tons per day is less than one for 2003.

Inspections

Facility inspected by	Illinois EPA, Collinsville Regional Office & Madison County Planning & Devel. Dept.
------------------------------	---

Contacts

Owner

Keller Construction Company Inc.
Tom Lavelle/Dale V. Keller
13 Cougar Dr.
Glen Carbon, IL 62034
☎ 618-656-0033

Operator

Keller Construction Company Inc.
Tom Lavelle/Dale V. Keller
13 Cougar Dr.
Glen Carbon, IL 62034
☎ 618-656-0033

Midwest Waste Industrial Inc. (Under Development)*

County	St. Clair
Municipality	Cahokia
Location	3950 Mississippi Ave.
Location ☎	618-337-6455
Hours of operation	Mon. - Sat.: 24 hours/day
Waste accepted	N/A
Tipping fee	N/A
Owner	Midwest Land Development Corp.**
Operator	Midwest Waste RDF Inc.

*Under development during 2001, 2002, and 2003.

Facility Facts

Identification number	1630200019
Opened, year	UD
Facility acreage	N/A

Permit #1994-224-DE to develop was issued in 1994. Permit application to operate not yet received.

Waste Received: 2001, 2002, 2003

	<u>Tons per year</u>	<u>Tons per day (average)</u>
2001	0	0
2002	0	0
2003	0	0

Inspections

Facility inspected by	Illinois EPA, Collinsville Regional Office & St. Clair Co. Health Dept.
-----------------------	---

Contacts

Owner

Midwest Land Development Corp.**
Patrick Heraty
3950 Mississippi Ave.
Cahokia, IL 62206
☎ 618-337-6455

Operator

Midwest Waste RDF Inc.
Patrick Heraty
3950 Mississippi Ave.
Cahokia, IL 62206
☎ 618-337-6455

**A subsidiary of Allied Waste Industries Inc., 15880 N. Greenway-Hayden Loop, Suite 100, Scottsdale, AZ 85260, 480-627-2700. Regional Office: 12976 St. Charles Rock Road, Bridgeton, MO 63044, 314-739-5099.

Nameoki Township Transfer Station (Active)

County	Madison
Municipality	Granite City
Location	4250 Highway 162
Location ☎	618-931-1290
Hours of operation	First Monday of the month, twice per year
Waste accepted	Bulk Municipal
Tipping fee	N/A
Owner	Nameoki Township Highway Department
Operator	Nameoki Township Highway Department

Facility Facts

Identification number	1198130023
Opened, year	1992
Facility acreage	N/A

Waste Received: 2001, 2002, 2003

	<u>Tons per year</u>	<u>Tons per day (average)</u>
2001	0	0
2002	0	0
2003	20	0

Average tons per day is unknown for 2003.

Inspections

Facility inspected by	Illinois EPA, Collinsville Regional Office & Madison County Planning & Development
------------------------------	--

Contacts

Owner

Nameoki Township Highway Department
Otis O'Brien
4250 Highway 162
Granite City, IL 62040
☎ 618-931-1290

Operator

Nameoki Township Highway Department
Otis O'Brien
4250 Highway 162
Granite City, IL 62040
☎ 618-931-1290

Randolph County Transfer Station (Active)

County	Randolph
Municipality	Sparta
Location	8384 Valley Steel Road
Location ☎	618-443-2802
Hours of operation	Mon. - Fri.: 7 a.m. - 4 p.m.; Sat.: 7 a.m. - noon
Waste accepted	Municipal, recyclables
Tipping fee	N/A
Owner	Larry Henderson
Operator	Continental Waste Industries of Illinois Inc.**

Facility Facts

Identification number	1570600020
Opened, year	1994
Facility acreage	26.5

Waste Received: 2001, 2002, 2003

	<u>Tons per year</u>	<u>Tons per day (average)</u>
2001	0	0
2002	28,734	95
2003	29,614	103

Inspections

Facility inspected by	Illinois EPA, Collinsville Regional Office
-----------------------	--

Contacts

Owner

Larry Henderson
102 Patricia Lane
Sparta, IL 62286
☎ N/A

Operator

Continental Waste Industries of Illinois Inc.**
Gary Pearson
1540 Landfill Road
DeSoto, IL 62924
☎ 618-867-2356

**A subsidiary of Republic Services Inc., 110 SE 6th St., Suite 2800, Ft. Lauderdale, FL 33301, 954-769-2400.

BFI Modern Landfill Compost Facility Site #2 (Inactive, Now Active)

County	St. Clair
Municipality	Belleville
Location	3521 Centerville Ave.
Location ☎	618-656-6912
Hours of operation	Mon. - Sat.: 5:30 a.m. - 5:30 p.m.
Waste accepted	Grass, leaves, brush*
Owner	BFI Waste Systems of N. America Inc.**
Operator	St. Louis Composting Inc.

*Maximum amounts accepted 354,000 cu. yds. per year.

Facility Facts

Identification number	1630100022
Date/Year Open - Date/Year Closed	5-2-96 - Site 1 - 5-2-96
Permit Expires	Site 1 - 3-22-03; Site 2 - 12-15-07*
Facility Inspected By	Illinois EPA, Collinsville Regional Office & St. Clair County Health Department

*Permit renewed on 10-20-03, under new operator, St. Louis Composting Inc. Expansion of composting operations to encompass former compost site.

Landscape Waste Received (cu. yds): 2001, 2002 & 2003

	Grass cu. yds.	Leaves cu. yds.	Brush cu. yds.
2001	0	0	0
2002	0	0	0
2003	0	39,173	3,407

Total Landscape Waste Received (tons): 2001, 2002 & 2003

2001 tons per year	7,218
2002 tons per year	0
2003 tons per year	8,346

2003 Amounts Used/Sold (cubic yards)

	Composted	Chipped/Shredded
Land Reclamation	0	0
Daily Landfill Cover	0	0
Final Landfill Cover	0	0
Landscaping	605	4
Land Application at Agronomic Rates	0	0
Other	0	0
TOTAL	605	4

Contacts

Owner

BFI Waste Systems of N. America Inc.**
 Tim Curry
 3521 Centerville Ave.
 Belleville, IL 62223
 ☎ 618-656-6912

Operator

St. Louis Composting Inc.
 Patrick Geraty, President
 39 Old Elam Ave.
 Valley Park, MO 63088
 ☎ 636-861-3344

**A subsidiary of Allied Waste Industries Inc., 15880 N. Greenway-Hayden Loop, Suite 100, Scottsdale, AZ 85260, 480-627-2700. Regional Office: 12976 St. Charles Rock Road, Bridgeton, MO 63044, 314-739-5099.

Centralia Landscape & Waste Recycling* (Active, Now Inactive)

County	Marion
Municipality	Centralia
Location	300 E & 200 N Township Road
Location 📍	N/A
Hours of operation	N/A
Waste accepted	Grass, leaves
Owner	City of Centralia, Public Works
Operator	City of Centralia, Public Works

*Site plans to close after 8-1-04.

Facility Facts

Identification number	1218020012
Date/Year Open - Date/Year Closed	2-28-90 - *
Permit Expires	7-14-03
Facility Inspected By	Illinois EPA, Collinsville Regional Office

*Certificate of Closure pending as of 7-26-04

Landscape Waste Received (cu. yds): 2001, 2002 & 2003

	Grass cu. yds.	Leaves cu. yds.	Brush cu. yds.
2001	150	60	0
2002	160	70	0
2003	1,278	3,835	0

Total Landscape Waste Received (tons): 2001, 2002 & 2003

2001 tons per year	72
2002 tons per year	78
2003 tons per year	1,278

2003 Amounts Used/Sold (cubic yards)

	Composted	Chipped/Shredded
Land Reclamation	0	0
Daily Landfill Cover	0	0
Final Landfill Cover	0	0
Landscaping	18	0
Land Application at Agronomic Rates	0	0
Other	0	90
TOTAL	18	90

Other: Mulch is used on city property, none sold to the public.

Contacts

Owner

City of Centralia, Public Works
 Shirley Jones
 222 S. Poplar St.
 Centralia, IL 62801
 ☎ 618-533-7640

Operator

City of Centralia, Public Works
 Shirley Jones
 222 S. Poplar St.
 Centralia, IL 62801
 ☎ 618-533-7640

Cottonwood Hills Compost Facility (Under Development)

County	St. Clair
Municipality	Marissa
Location	10400 Hillstown Road
Location ☎	618-271-6788 Ext. 122
Hours of operation	N/A
Waste accepted	Grass, leaves, brush, tree limbs*
Owner	Waste Management of Illinois Inc.**
Operator	Waste Management of Illinois Inc.**

*Maximum amounts accepted 36,000 cu. yds. per year.

Facility Facts

Identification number	1630755017
Date/Year Open - Date/Year Closed	UD* -
Permit Expires	11-15-06
Facility Inspected By	Illinois EPA, Collinsville Regional Office & St. Clair County Health Department

*Permit 2001-244-DE/OP to develop and operate issued 11-21-01, expected to open Fall 2004.

Landscape Waste Received (cu. yds): 2001, 2002 & 2003

	Grass cu. yds.	Leaves cu. yds.	Brush cu. yds.
2001	0	0	0
2002	0	0	0
2003	0	0	0

Total Landscape Waste Received (tons): 2001, 2002 & 2003

2001 tons per year	0
2002 tons per year	0
2003 tons per year	0

2003 Amounts Used/Sold (cubic yards)

	Composted	Chipped/Shredded
Land Reclamation	0	0
Daily Landfill Cover	0	0
Final Landfill Cover	0	0
Landscaping	0	0
Land Application at Agronomic Rates	0	0
Other	0	0
TOTAL	0	0

Contacts

Owner

Waste Management of Illinois Inc.**
Ernest Dennison
601 Madison Road
East St. Louis, IL 62201
☎ 618-271-6788 Ext. 122

Operator

Waste Management of Illinois Inc.**
Ernest H. Dennison
601 Madison Road
East St. Louis, IL 62201
☎ 618-271-6788 Ext. 122

**A subsidiary of Waste Management Inc. Midwest, 1001 Fannin, Suite 4000, Houston, TX 77002, 713-512-6200.

D & L Landfill Compost Facility* (Inactive, Now Closed)

County	Bond
Municipality	Greenville
Location	825 Willard St., Rural Route 3
Location ☎	618-664-2587
Hours of operation	N/A
Waste accepted	N/A
Owner	D & L Landfill Inc.
Operator	D & L Landfill Inc.

*Inactive 1994-2003

Facility Facts

Identification number	0050050007
Date/Year Open - Date/Year Closed	N/A - *
Permit Expires	6-23-03
Facility Inspected By	Illinois EPA, Collinsville Regional Office

*Letter of closure submitted 4-27-04.

Landscape Waste Received (cu. yds): 2001, 2002 & 2003

	Grass cu. yds.	Leaves cu. yds.	Brush cu. yds.
2001	0	0	0
2002	0	0	0
2003	0	0	0

Total Landscape Waste Received (tons): 2001, 2002 & 2003

2001 tons per year	0
2002 tons per year	0
2003 tons per year	0

2003 Amounts Used/Sold (cubic yards)

	Composted	Chipped/Shredded
Land Reclamation	0	0
Daily Landfill Cover	0	0
Final Landfill Cover	0	0
Landscaping	0	0
Land Application at Agronomic Rates	0	0
Other	0	0
TOTAL	0	0

Contacts

Owner

D & L Landfill Inc.
 Lee Roy McCray
 825 Willard St., Rural Route 3
 Greenville, IL 62246
 ☎ 618-664-2587

Operator

D & L Landfill Inc.
 Lee Roy McCray
 825 Willard St., Rural Route 3
 Greenville, IL 62246
 ☎ 618-664-2587

Milam RDF Compost Facility Site #3

County	St. Clair
Municipality	East St. Louis
Location	601 Madison Road
Location ☎	618-271-6788 Ext. 124
Hours of operation	Mon. - Sun.: 3 a.m. - 12 midnight
Waste accepted	Grass, leaves, brush*
Owner	Waste Management of Illinois Inc.**
Operator	Waste Management of Illinois Inc.**

*Maximum amounts accepted 160,000 cu. yds. per year.

Facility Facts

Identification number	1630450001
Date/Year Open - Date/Year Closed	4-22-96 - Site 1 - 5/94; Site 2 - 1999*
Permit Expires	4-1-06
Facility Inspected By	Illinois EPA, Collinsville Regional Office & St. Clair County Health Department

*The old compost area has been completely closed as of 7-17-02. Cert. closed 7-17-02 and 7-18-02.

Landscape Waste Received (cu. yds): 2001, 2002 & 2003

	Grass cu. yds.	Leaves cu. yds.	Brush cu. yds.
2001	32,134	16,067	32,134
2002	41,130	41,130	20,565
2003	47,922	47,922	23,960

Estimated to be 40% grass, 40% leaves and 20% brush.

Total Landscape Waste Received (tons): 2001, 2002 & 2003

2001 tons per year	17,906
2002 tons per year	22,394
2003 tons per year	26,690

2003 Amounts Used/Sold (cubic yards)

	Composted	Chipped/Shredded
Land Reclamation	0	0
Daily Landfill Cover	119,804	0
Final Landfill Cover	0	0
Landscaping	0	0
Land Application at Agronomic Rates	0	0
Other	0	0
TOTAL	119,804	0

Contacts

Owner

Waste Management of Illinois Inc.**
Ernest Dennison
601 Madison Road
East St. Louis, IL 62201
☎ 618-271-6788 Ext. 122

Operator

Waste Management of Illinois Inc.**
Ernest H. Dennison
601 Madison Road
East St. Louis, IL 62201
☎ 618-271-6788 Ext. 122

**A subsidiary of Waste Management Inc. Midwest, 1001 Fannin, Suite 4000, Houston, TX 77002, 713-512-6200.

Nashville Municipal Compost Facility

County	Washington
Municipality	Nashville
Location	9384 N. Washington Road
Location ☎	N/A
Hours of operation	Wed.-Sat.: 8 a.m. - 4 p.m.
Waste accepted	Grass, leaves
Owner	City of Nashville
Operator	City of Nashville

*Maximum amounts accepted 5,300 cu. yds. per year.

Facility Facts

Identification number	1890300009
Date/Year Open - Date/Year Closed	6-11-90 -
Permit Expires	7-1-07*
Facility Inspected By	Illinois EPA, Collinsville Regional Office

*Permit was renewed on 8-6-02 for five more years.

Landscape Waste Received (cu. yds): 2001, 2002 & 2003

	Grass cu. yds.	Leaves cu. yds.	Brush cu. yds.
2001	368	736	0
2002	306	606	0
2003	422	932	0

Total Landscape Waste Received (tons): 2001, 2002 & 2003

2001 tons per year	294
2002 tons per year	244
2003 tons per year	355

2003 Amounts Used/Sold (cubic yards)

	Composted	Chipped/Shredded
Land Reclamation	0	0
Daily Landfill Cover	0	0
Final Landfill Cover	135	0
Landscaping	120	0
Land Application at Agronomic Rates	0	0
Other	185	0
TOTAL	440	0

Other: mixed with dirt for backfill.

Contacts

Owner

City of Nashville
 Mayor Raymond Kolweier
 190 N. East Court St.
 Nashville, IL 62263
 ☎ 618-327-5058

Operator

City of Nashville
 Tom McFeron
 190 N. East Court St.
 Nashville, IL 62263
 ☎ 618-327-8918

Roxana Landfill Compost Site*

County	Madison
Municipality	Roxana
Location	4600 Cahokia Creek Road
Location ☎	618-656-6912
Hours of operation	Mon. - Sat.: 5 a.m. - 7 p.m.
Waste accepted	Grass, leaves, brush
Owner	Laidlaw Waste Systems Inc.**
Operator	Laidlaw Waste Systems Inc.**

*AKA Laidlaw Waste Systems Cahokia Road Composting Facility. Maximum amount accepted 42,300 cu. yds. per year.

Facility Facts

Identification number	1190250011
Date/Year Open - Date/Year Closed	5-1-90 -
Permit Expires	5-1-08*
Facility Inspected By	Illinois EPA, Collinsville Regional Office & Madison County Planning & Development

*Permit renewed for five more years on 10-2-03. Compost site expansion approved as of 3-8-04.

Landscape Waste Received (cu. yds): 2001, 2002 & 2003

	Grass cu. yds.	Leaves cu. yds.	Brush cu. yds.
2001	49,043	39,234	9,809
2002	18,859	14,668	8,384
2003	18,740	14,574	8,327

Total Landscape Waste Received (tons): 2001, 2002 & 2003

2001 tons per year	26,422
2002 tons per year	10,531
2003 tons per year	8,368

2003 Amounts Used/Sold (cubic yards)

	Composted	Chipped/Shredded
Land Reclamation	0	0
Daily Landfill Cover	41,641	0
Final Landfill Cover	0	0
Landscaping	0	0
Land Application at Agronomic Rates	0	0
Other	0	0
TOTAL	41,641	0

Contacts

Owner

Laidlaw Waste Systems Inc.**
Jay Ross
4600 Cahokia Creek Road, P.O. Box 97
Roxana, IL 62084
☎ 618-656-6912

Operator

Laidlaw Waste Systems Inc.**
Jay Ross
4600 Cahokia Creek Road, P.O. Box 97
Roxana, IL 62084
☎ 618-656-6912

**A subsidiary of Allied Waste Industries Inc., 15880 N. Greenway-Hayden Loop, Suite 100, Scottsdale, AZ 85260, 480-627-2700. Regional Office: 12976 St. Charles Rock Road, Bridgeton, MO 63044, 314-739-5099.

Salem Municipal Landfill #2 Compost Facility

County	Marion
Municipality	Salem
Location	900 E. Lake St.
Location ☎	618-548-2222
Hours of operation	Mon. - Fri.: 8 a.m. - 4 p.m.
Waste accepted	Grass, leaves, brush*
Owner	City of Salem, Public Works
Operator	City of Salem, Public Works

*Maximum amounts accepted 2,000 cu. yds. per year.

Facility Facts

Identification number	1218130007
Date/Year Open - Date/Year Closed	5-16-90 -
Permit Expires	7-30-08*
Facility Inspected By	Illinois EPA, Collinsville Regional Office

*Permit renewed for five more years on 6-15-04.

Landscape Waste Received (cu. yds): 2001, 2002 & 2003

	Grass cu. yds.	Leaves cu. yds.	Brush cu. yds.
2001	670	1,282	134
2002	555	2,867	22
2003	621	2,363	107

Total Landscape Waste Received (tons): 2001, 2002 & 2003

2001 tons per year	545
2002 tons per year	798
2003 tons per year	737

2003 Amounts Used/Sold (cubic yards)

	Composted	Chipped/Shredded
Land Reclamation	0	0
Daily Landfill Cover	800	0
Final Landfill Cover	0	0
Landscaping	0	0
Land Application at Agronomic Rates	0	0
Other	0	0
TOTAL	800	0

Contacts

Owner

City of Salem, Public Works
John Pruden
101 S. Broadway
Salem, IL 62881
☎ 618-548-2222 Ext. 232

Operator

City of Salem, Public Works
John Pruden
101 S. Broadway
Salem, IL 62881
☎ 618-548-2222 Ext. 232

South Chain of Rocks RDF-Phase 2 Compost Facility (Closed)

County	Madison
Municipality	Granite City
Location	3399 W. Chain of Rocks Road
Location ☎	618-797-0405
Hours of operation	N/A
Waste accepted	N/A
Owner	Waste Management of Illinois Inc.**
Operator	Waste Management of Illinois Inc.**

Facility Facts

Identification number	1198010002
Date/Year Open - Date/Year Closed	4-17-90 - 1995; Site 2 - 10-01*
Permit Expires	N/A
Facility Inspected By	Illinois EPA, Collinsville Regional Office & Madison County Planning & Development

*Certificates of Closure approved on 3-6-02 for Site 2 & on 4-17-02 for Site 1.

Landscape Waste Received (cu. yds): 2001, 2002 & 2003

	Grass cu. yds.	Leaves cu. yds.	Brush cu. yds.
2001	7,884	3,942	7,884
2002	0	0	0
2003	0	0	0

Total Landscape Waste Received (tons): 2001, 2002 & 2003

2001 tons per year	4,664
2002 tons per year	0
2003 tons per year	0

2003 Amounts Used/Sold (cubic yards)

	Composted	Chipped/Shredded
Land Reclamation	0	0
Daily Landfill Cover	0	0
Final Landfill Cover	0	0
Landscaping	0	0
Land Application at Agronomic Rates	0	0
Other	0	0
TOTAL	0	0

Contacts

Owner

Waste Management of Illinois Inc.**
Ernest Dennison
601 Madison Road
East St. Louis, IL 62201
☎ 618-271-6788 Ext. 122

Operator

Waste Management of Illinois Inc.**
Ernest H. Dennison
601 Madison Road
East St. Louis, IL 62201
☎ 618-271-6788 Ext. 122

**A subsidiary of Waste Management Inc. Midwest, 1001 Fannin, Suite 4000, Houston, TX 77002, 713-512-6200.

Region Seven: Southern Illinois

Landfills Transfer Stations Compost Facilities

Trash Could Ruin Us All!

Dirty roads and messy streets,
How will we survive?
Air is dirty,
Waters black,
The trees are going to cry.

The air is filled with gas and oil,
There are tires in the streets,
And leaks in tanks go washing down,
Quickly through the streams.

Birds are dying,
Fish are too.
It's time to clean up,
So how about you?

Does it seem like a lot?
What can you do?
Recycle clean up,
And there's more you can do.

I don't have time to name them all,
But if nobody helps,
TRASH COULD RUIN US ALL!

Kelsey Swindle - Lisle Junior High School, Lisle

2003-2004 Winner of Illinois EPA's School Poetry, Prose and Poster Contest for 5th and 6th graders

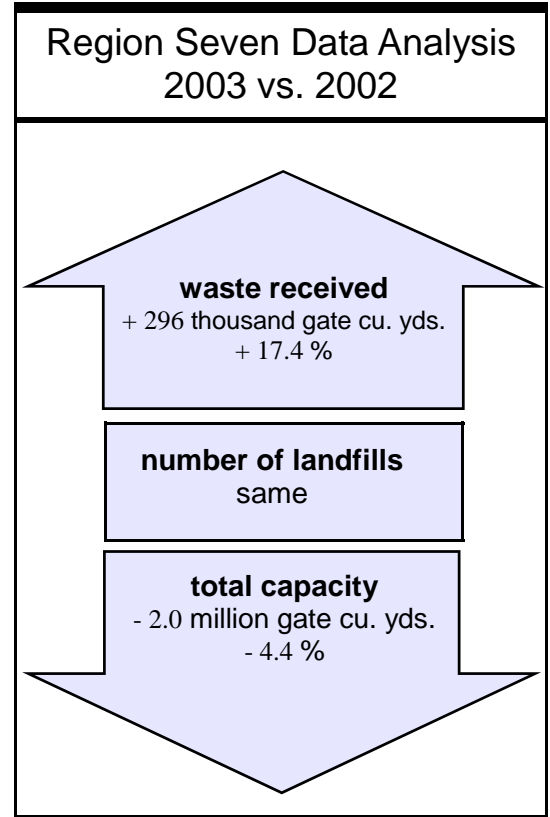
REGION SEVEN'S FIVE ACTIVE LANDFILLS ACCEPTED almost 2.0 million gate cubic yards of waste during 2003. This volume was up 17.4 percent, or about 296 thousand gate cubic yards more than 2002's total.

In terms of capacity share statewide, Region Seven had the least: 6.5 percent of 2003's total volume. Region Three (Peoria/Quad Cities) had the most at 26.7 percent.

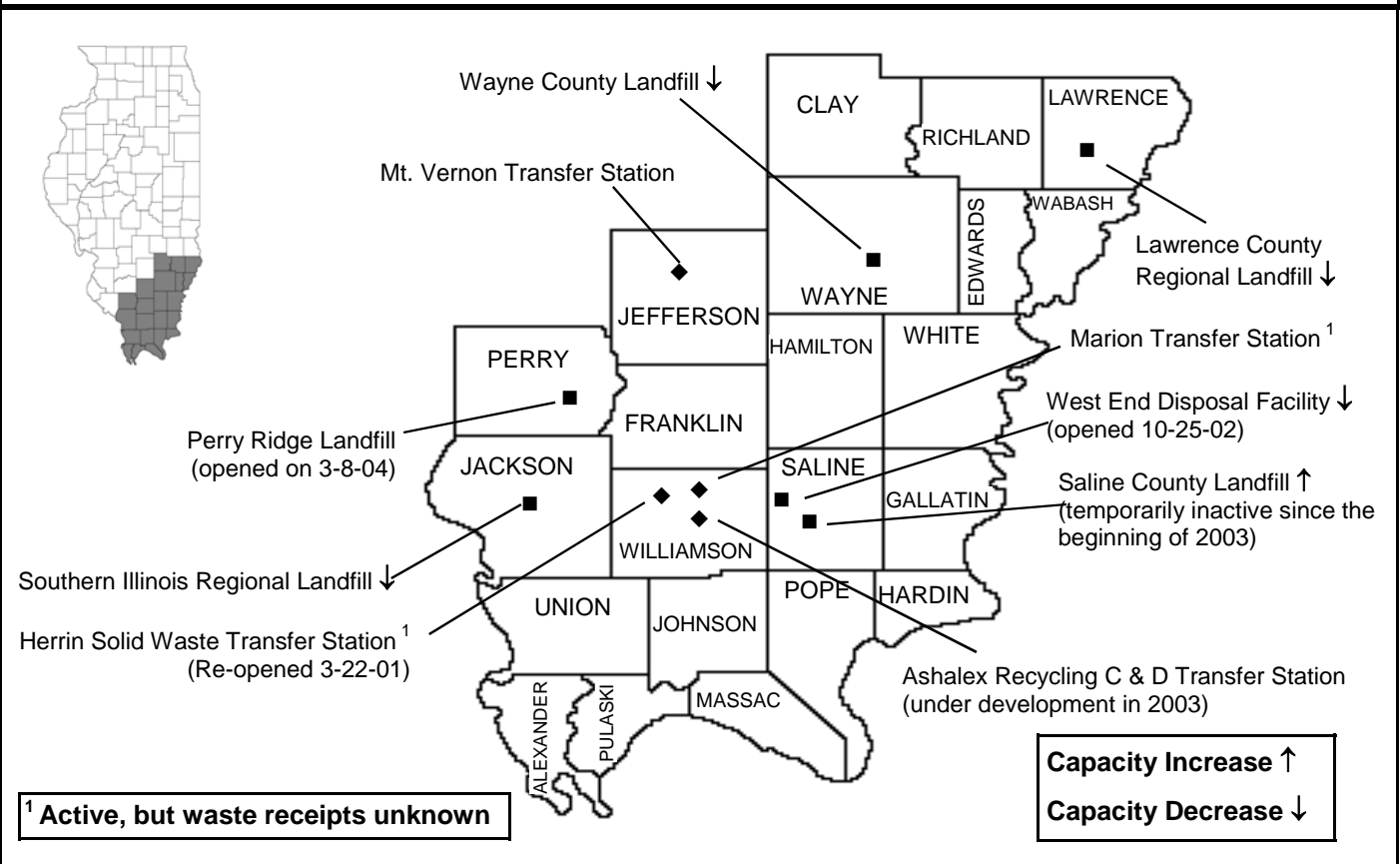
Southern Illinois Regional Landfill, near DeSoto, stayed at 11th place in waste disposal ranking in 2003, and accounted for nearly 59.8 percent of the waste landfilled in the region during the year.

Of the 1.2 million gate cubic yards of waste received by Southern Illinois Regional Landfill in 2003, 452 thousand gate cubic yards, or 38 percent, came from Kentucky and Missouri. In comparison, Lawrence County Regional Landfill, Sumner, accepted about 11 percent of its waste in 2003 from Indiana. West End Disposal Facility, accepted four percent from Kentucky.

The regional percentage of imported waste is 23.9 percent, considerably less than Region Six (Metropolitan East St. Louis), where out-of-state waste comprised 49.1 percent of total waste landfilled. The state-wide average of imported waste is 11 percent.



Landfills and Transfer Stations: Active, Inactive & Under Development in 2003



Region Seven Solid Waste Statistics

Counties	22
Area (square miles)	8,421
Population (est.)	434,527

Landfill life expectancy	
Years remaining	22 *

Landfills	
Active in 2003	5
Open past 2003	5
New in 2002	1
(plus one in 2004)	

Transfer Stations	
Active in 2003	3
Re-opened in 2001	1
Under Dvpt. in 2003	1

Compost facilities	
Active in 2003	1

* Total remaining capacity (from table below) divided by total waste accepted. Tells how long the region may be served by local landfills at current disposal rates, barring capacity adjustments, until capacity is depleted.

Half of capacity available is at West End Disposal Facility

As of Jan. 1, 2004, the Region's landfills reported a total capacity of 43.8 million gate cubic yards. The region and State's newest landfill, West End Disposal Facility, contains 52.4 percent of the capacity available in the region for waste disposal. That capacity helps elevate it to number six in the State.

In addition, next year more capacity will be reported at Southern Illinois Regional Landfill because of the proposed expansion of the south unit approved on July 2, 2004.

New landfills proposed in Perry and Saline Counties

The need for more capacity in Region Seven is appeased for the time being by the opening of two landfills: West End Disposal Facility, Galatia, in October 2002 and Perry Ridge Landfill, DuQuoin on March 8, 2004.

West End Disposal Facility expects to operate for 38 years. The landfill has an initial design capacity of 14.5 million airspace cubic yards. The site was permitted to operate on Oct. 24, 2002.

Perry Ridge Landfill expects to operate for 20 years. This landfill has an initial design capacity of 14.9 million airspace cubic yards. It received its operating permit on Dec. 12, 2003, but did not open until Spring 2004 (March 8).

An expansion was denied as of June 30, 2004

Saline County Landfill has been inactive because its permit to expand vertically and horizontally has been denied by Illinois EPA. The Illinois Pollution Control Board is handling the appeal.

Landfills: Waste Accepted 2003; Remaining Capacities Jan. 1, 2004

	Municipality	County	Wastes		Capacity		Disp. Area Acres	Close Year
			Cu. Yds.	Rank ¹	Cu. Yds.	Rank ²		
Lawrence County Regional LF *	Sumner	Lawrence	180,172	41	9,320,000	17	42	2055
UD Perry Ridge Landfill ⁴	DuQuoin	Perry	0	N/A	0	N/A	141	2024
Saline County Landfill	Harrisburg	Saline	45	49	85,000	48	20.5	2006
Southern Illinois Regional Landfill ⁵ *	DeSoto	Jackson	1,190,007	11	3,668,000	32	113.4	2006
Wayne County Regional Landfill	Fairfield	Wayne	496,317	26	7,760,000	23	82.93	2020
West End Disposal Facility ⁶ *	Thompsonville	Saline	123,651	45	22,958,000	6	125	2042
Totals			1,990,192		43,791,000			

* Three landfills accepted out-of-state waste from Indiana, Kentucky and Missouri during 2003, totaling 475,528 gate cubic yards, or 23.9% of the region's total.

¹ Standing among 50 landfills that accepted waste during 2003.

² Standing among 49 landfills that reported capacity as of Jan. 1, 2004.

³ Operation of Cell 3 approved 11-26-02.

⁴ Permit to develop granted 9-28-01; to operate on 12-12-03. Opened for business 3-8-04.

⁵ Permit to operate Phase II side-slope cell approved as of 11-27-02; south unit expansion approved on 7-2-04.

⁶ Permit to develop granted 5-16-01; site opened 10-24-02.

UD = Under Development during all of 2003.

County agencies inspect facilities; investigate dumping

The Illinois EPA has delegated inspection authority to health departments in Jackson, Perry and Wayne counties. A multiple county delegated agent is Ambraw Valley Solid Waste Agency inspecting Lawrence County Regional Landfill and several closed sites in Crawford, Lawrence and Richland counties.

Delegation agreements authorize these agencies to conduct many of the duties that would otherwise have to be performed by the Illinois EPA field office: investigating and enforcing suspected violations of land pollution laws and reports of open dumping, and inspecting landfills, transfer stations and compost facilities permitted through the Agency's Bureau of Land. (Inspections also include industrial landfills, or monofills, and landfills that closed prior to 2001; none of which are included in this report.)

Transfer station's activity is underrepresented

In 2003, even though active transfer stations number only three, they nevertheless play an important role in such a large region having only five landfills. During 2003, two of the three facilities voluntarily reported handling 60,256 tons of municipal waste, an amount equal to about 10 percent of waste landfilled in Region Seven that year. But since reporting is voluntary, the actual amount of waste received at one active facility in 2003 is unknown.

Transfer Stations: Waste Handled 2003				
	Municipality	County	Tons	
UD	Ashalex Recycling C & D	Marion	Williamson	0
	Herrin Solid Waste ¹	Herrin	Williamson	0
	Marion Transfer Station	Marion	Williamson	32,928
	Mt. Vernon TS	Mt. Vernon	Jefferson	27,328
	Total			60,256

¹ Active, but waste receipts unknown.
UD = Under Development

New Earth: Region Seven's only compost site

The Region's one compost facility reported handling less than 1,557 tons of landscape waste, which is negligible compared to the municipal waste that entered Region Seven's landfills in 2003, and up 47 percent from the amount accepted the year before.

Ashalex Recycling Compost Site is under development as of April 4, 2002, and has not yet been authorized to open.

Compost Facility: Waste Accepted 2003				
	Municipality	County	Tons	
	New Earth	Carterville	Williamson	1,557
	Total			1,557

Questions and Complaints

Illinois EPA Region Seven field office personnel investigate reports of suspected illegal waste disposal, and inspect the region's landfills, transfer stations and compost facilities, except in **Crawford, Jackson, Perry, Lawrence, Richland and Wayne counties**, where joint responsibility has been delegated to local authorities.

Questions or complaints concerning pollution control facilities, open dumping or other incidents should be directed to the office having jurisdiction over the site:

Illinois EPA

2309 W. Main St., Suite 116
Marion, IL 62959
Phone: 618-993-7200
Fax: 618-997-1281

Ambraw Valley Solid Waste Agency for Crawford, Lawrence & Richland counties

777th and State St., P.O. Box 62
Bridgeport, IL 62417
Phone: 618-945-7707
Fax: 618-945-7118

Jackson County Health Department

415 Health Dept. Road
P.O. Box 307
Murphysboro, IL 62966-0307
Phone: 618-684-3143, Ext. 136
Fax: 618-684-6023

Perry County Solid Waste

Perry County Government Bldg.
3764 State Rt. 13/127, Room 103
Pinckneyville, IL 62274-1700
Phone: 618-357-3267
Fax: 618-357-3190

Wayne County Health Department

405 N. Basin Road, P.O. Box 645
Fairfield, IL 62837
Phone: 618-842-5166
Fax: 618-842-3305

Municipal Waste Management Plans

The Solid Waste Planning and Recycling Act requires all Illinois counties and the city of Chicago to develop, adopt and implement 20-year municipal waste management plans.

Plans include programs and recommendations to achieve solid waste management goals, which typically include waste reduction, recycling, incineration and landfilling as program options.

The law requires each plan to include a program designed to recycle 15 percent of municipal waste by the end of the third year of the program and 25 percent of municipal waste by the end of the fifth year, depending upon the availability of markets.

Every five years, each plan must identify changes in planning areas, evaluate progress in plan implementation and, if necessary, revise plan recommendations and goals. The county also has the option of updating its solid waste generation rate. The plan is then submitted to the Illinois EPA for review and comment.

Five year plan updates have been adopted by Clay, Edwards, Franklin, Gallatin, Hardin, Jackson, Jefferson, Lawrence, Massac, Perry, Pope, Richland, Saline, Union, Wabash, Wayne, and White Counties.

No ten year plan updates have been completed.

Questions concerning these plans and their availability should be directed to the appropriate local administrators listed in Appendix K of this report.

Details concerning Region Seven landfills, transfer stations and compost facilities follow on pages R7.5 through R7.16.

Average recycling rate is 14.5 percent

The Agency does not regulate recycling nor does it possess any mechanism to compel county recycling coordinators to respond to Agency surveys seeking current recycling rates, or otherwise attest to the viability of local recycling programs.

Recycling rates in Southern Illinois were the lowest of all seven regions, probably because of not being close enough to markets for recyclable materials. Rates ranged from 2.8 to a high of 3.5 percent, yielding a multi-year average of 14.5 percent.

Eight of 22 counties in the region offered data for 2003. ♦

Municipal Waste Recycled

County	Estimated Population	Waste Generated		Waste Recycled	
		Tons	PCD	Tons	Percent
Alexander	9,590	10,151	5.8	463	4.6
Clay	14,450	12,778	4.8	2,989	23.4
Edwards	6,950	7,823	6.2	2,735	35.0
Franklin	40,679	30,940	4.2	4,700	15.2
Gallatin	6,191	6,666	5.9	800	12.0
Hamilton ¹	8,621	N/A	N/A	N/A	N/A
Hardin	5,189	5,487	5.8	226	4.1
Jackson ²	59,612	62,351	5.7	14,499	23.3
Jefferson	38,966	36,800	5.2	9,680	26.3
Johnson	12,878	12,926	5.5	484	3.7
Lawrence	15,287	12,833	4.6	800	6.2
Massac	15,161	15,218	5.5	642	4.2
Perry	21,368	16,430	4.2	1,847	11.2
Pope	4,681	6,826	8.0	191	2.8
Pulaski	7,348	7,644	5.7	328	4.3
Richland	16,042	13,467	4.6	1,800	13.4
Saline	26,080	23,798	5.0	2,856	12.0
Union	18,293	18,362	5.5	766	4.2
Wabash	12,731	14,518	6.2	2,955	20.4
Wayne	17,151	11,581	3.7	1,479	12.8
White	16,096	15,275	5.2	1,932	12.6
Williamson	61,163	47,595	4.3	4,465	9.4
Totals	434,527	389,469	4.9	56,637	14.5% ³

¹ Hamilton County has not collected any data and has not adopted a plan.

² Has residential and commercial recycling ordinances.

³ Regional average.

Lawrence County Regional Landfill

County	Lawrence
Municipality	Sumner
Location	Illinois Route 250, Road 550 East, Rte. 3, P.O. Box 892
Location ☎	618-936-9035
Hours of operation	Mon.-Sat.: 6 a.m. - 6 p.m.
Waste accepted	Municipal, nonhazardous special
Tipping fee	\$31.50 per ton
Owner	Waste Management of Illinois Inc.**
Operator	Waste Management of Illinois Inc.**

**Permit modification #9 and #10 shows new owner and operator as of March 28, 2002 and July 9, 2002.

Facility Facts

Identification number	1010100002
Design capacity, airspace cu.yds.	4,788,000
Total permitted landfill area, acres	75
Permitted disposal area, acres	42*
Highest permitted elevation, feet (msl)	620
Leachate monitoring stations	1
Groundwater monitoring wells	23
Methane collection system	None
Years remaining, estimated by landfill	52
Date/year to open -- Date/year to close	4-1-98 - 2055

*Permit Mod. #11 on 11-26-02, approved the operation of Cell 3.

Waste Received: 2001, 2002, 2003

	TOTAL WASTE ACCEPTED			OUT-OF-STATE WASTE ACCEPTED		
	gate cu. yds	tons	tons/day	gate cu/yds.	tons	% of total
2001	228,677	69,296	267	55,981	16,964	24
2002	268,977	81,508	313	55,012	16,670	20
2003	180,172	54,598	210	19,336	5,859	11

2001 State of Origin: Illinois, Indiana 2002 State of Origin: Illinois, Indiana 2003 State of Origin: Illinois, Indiana

Remaining Capacities: Jan. 1, 2003 and Jan. 1, 2004

2003 certified gate cu. yds. (tons)	9,614,000	(2,913,000)
2004 certified gate cu. yds. (tons)	9,320,000	(2,824,000)

Gate cubic yards increased due to increased compaction for 2003.

Audits and Inspections

Solid Waste Mgt. Fees paid in 2003	\$76,316
LF Paid Local SW Fees to County/City	Ambrav Valley Solid Waste Agency
Facility inspected by	Illinois EPA, Marion Regional Office & Ambrav Valley Solid Waste Agency

Contacts

Owner

Waste Management of Illinois Inc.**
601 Madison Road
East St. Louis, IL 62201
Contact: Ernest H. Dennison
☎ 618-271-6788 Ext. 122

Operator

Waste Management of Illinois Inc.**
601 Madison Road
East St. Louis, IL 62201
Contact: Ernest H. Dennison
☎ 618-271-6788 Ext. 122

**A subsidiary of Waste Management of IL & Waste Management Inc. Midwest, 1001 Fannin, Suite 4000, Houston, TX 77002, 713-512-6200. Regional Office: Waste Management of Illinois Inc., 1411 Opus Place, Suite 400, Downers Grove, IL 60515, 630-724-8400.

Perry Ridge Landfill

County	Perry
Municipality	DuQuoin
Location	6305 Sacred Heart Drive
Location ☎	618-357-5577
Hours of operation	Mon.-Fri.: 7 a.m. - 5 p.m.; Sat.: 7 a.m. - noon
Waste accepted	N/A
Tipping fee	N/A
Owner	GERE Properties Inc.
Operator	Perry Ridge Landfill Inc.

Facility Facts

Identification number	1450105039
Design capacity, airspace cu.yds.	14,872,900
Total permitted landfill area, acres	373
Permitted disposal area, acres	141
Highest permitted elevation, feet (msl)	516
Leachate monitoring stations	4
Groundwater monitoring wells	31
Methane collection system	Planned
Years remaining, estimated by landfill	20
Date/year to open -- Date/year to close	UD* - 2024

*Permit 2000-064-LF Mod. #1 issued 12-12-03 to operate site. Started accepting waste 3-8-04.

Waste Received: 2001, 2002, 2003

	TOTAL WASTE ACCEPTED			OUT-OF-STATE WASTE ACCEPTED		
	gate cu. yds	tons	tons/day	gate cu/yds.	tons	% of total
2001	0	0	0	0	0	0
2002	0	0	0	0	0	0
2003	0	0	0	0	0	0

2001 State of Origin: N/A 2002 State of Origin: N/A 2003 State of Origin: N/A

Remaining Capacities: Jan. 1, 2003 and Jan. 1, 2004

2003 certified gate cu. yds. (tons)	0	(0)
2004 certified gate cu. yds. (tons)	0	(0)

Audits and Inspections

Solid Waste Mgt. Fees paid in 2003	\$0
LF Paid Local SW Fees to County/City	False
Facility inspected by	Illinois EPA, Marion Regional Office & Perry County

Contacts

Owner

GERE Properties Inc.
290 S. Main Place
Carol Stream, IL 60188
Contact: Jane G. Witheridge
☎ 630-933-9200

Operator

Perry Ridge Landfill Inc.
290 S. Main Place
Carol Stream, IL 60188
Contact: Jane G. Witheridge
☎ 630-933-9200

Saline County Landfill (Active, Now Inactive)

County	Saline
Municipality	Harrisburg
Location	5000 Whitesville Road
Location ☎	618-252-0237
Hours of operation	Mon.-Fri.: 7 a.m. - 4 p.m.; Sat.: 8 a.m. - 11 a.m.*
Waste accepted	Municipal, nonhazardous special
Tipping fee	N/A
Owner	Saline County Landfill IL Inc.**
Operator	Saline County Landfill IL Inc.**

*Site inactive in 2003, as it appeals denial of permit (see below).

Facility Facts

Identification number	1658080001
Design capacity, airspace cu.yds.	2,115,000
Total permitted landfill area, acres	29.2
Permitted disposal area, acres	20.5
Highest permitted elevation, feet (msl)	478
Leachate monitoring stations	6
Groundwater monitoring wells	35
Methane collection system	In-place active system, 9 wells
Years remaining, estimated by landfill	3
Date/year to open -- Date/year to close	9-15-83 - 2006*

*Illinois EPA permit pending per Log #2001-362 for lateral (Unit 2) and vertical expansions. Log #2003-113 was denied by Illinois EPA on 12-05-03, and is being appealed to IL Pollution Control Board. Site became inactive 2-11-04.

Waste Received: 2001, 2002, 2003

	TOTAL WASTE ACCEPTED			OUT-OF-STATE WASTE ACCEPTED		
	gate cu. yds	tons	tons/day	gate cu/yds.	tons	% of total
2001	177,803	53,880	207	22,402	6,788	13
2002	19,593	5,937	23	0	0	0
2003	45	14	0	0	0	0

2001 State of Origin: Illinois, Kentucky 2002 State of Origin: Illinois only 2003 State of Origin: Illinois only

Remaining Capacities: Jan. 1, 2003 and Jan. 1, 2004

2003 certified gate cu. yds. (tons)	67,000	(20,000)
2004 certified gate cu. yds. (tons)	85,000	(26,000)

Audits and Inspections

Solid Waste Mgt. Fees paid in 2003	\$0
LF Paid Local SW Fees to County/City	Saline
Facility inspected by	Illinois EPA, Marion Regional Office

Contacts

Owner

Saline County Landfill IL Inc.**
5000 Whitesville Road
Harrisburg, IL 62946
Contact: Kenneth Wuehler
☎ 618-842-4294

Operator

Saline County Landfill IL Inc.**
5000 Whitesville Road
Harrisburg, IL 62946
Contact: Kenneth Wuehler
☎ 618-842-4294

**A subsidiary of Allied Waste Industries Inc., 15880 N. Greenway-Hayden Loop, Suite 100, Scottsdale, AZ 85260, 480-627-2700. Regional Office: 12976 St. Charles Rock Road, Bridgeton, MO 63044, 314-739-5099.

Southern Illinois Regional Landfill

County	Jackson
Municipality	DeSoto
Location	1540 Landfill Road
Location ☎	618-867-2356
Hours of operation	Mon.-Fri.: 6 a.m. - 6 p.m.; Sat.: 6 a.m. - 5 p.m.
Waste accepted	Municipal, nonhazardous special
Tipping fee	\$7.50 per cubic yard
Owner	Southern Illinois Regional Landfill Inc.**
Operator	Southern Illinois Regional Landfill Inc.**

Facility Facts

Identification number	0770200002
Design capacity, airspace cu.yds.	4,400,000
Total permitted landfill area, acres	147 (290.5 pending)*
Permitted disposal area, acres	113.4
Highest permitted elevation, feet (msl)	520
Leachate monitoring stations	6
Groundwater monitoring wells	51
Methane collection system	Gas-to-energy (planned)
Years remaining, estimated by landfill	3
Date/year to open -- Date/year to close	1975 - 2006

*Log #2002-280 (South Unit expansion) will expand the landfill footprint by 143.5 acres and add about 22.9 million cubic yards of airspace, and 29 more years of landfill life. This permit application was approved 7-2-04.

Waste Received: 2001, 2002, 2003

	TOTAL WASTE ACCEPTED			OUT-OF-STATE WASTE ACCEPTED		
	gate cu. yds	tons	tons/day	gate cu/yds.	tons	% of total
2001	1,135,200	344,000	1,323	346,540	105,012	31
2002	1,117,400	338,606	1,302	356,561	108,049	32
2003	1,190,007	360,608	1,387	451,695	136,877	38

2001 State of Origin: Illinois, Kentucky, Missouri
Illinois, Kentucky, Missouri

2002 State of Origin: Illinois, Kentucky, Missouri

2003 State of Origin:

Remaining Capacities: Jan. 1, 2003 and Jan. 1, 2004

2003 certified gate cu. yds. (tons)	3,793,000	(1,149,000)
2004 certified gate cu. yds. (tons)	3,668,000	(1,112,000)

Audits and Inspections

Solid Waste Mgt. Fees paid in 2003	\$493,880
LF Paid Local SW Fees to County/City	Jackson
Facility inspected by	Illinois EPA, Marion Regional Office & Jackson County Health Department

Contacts

Owner

Southern Illinois Regional Landfill Inc.**
1540 Landfill Road
DeSoto, IL 62924
Contact: Gary Pearson
☎ 618-867-2356

Operator

Southern Illinois Regional Landfill Inc.**
1540 Landfill Road
DeSoto, IL 62924
Contact: Gary Pearson
☎ 618-867-2356

**A subsidiary of Republic Services Inc., 110 SE 6th St., Suite 2800, Ft. Lauderdale, FL 33301, 954-769-2400.

Wayne County Regional Landfill

County	Wayne
Municipality	Fairfield
Location	State Route 15 West, RR 1, Box 214
Location ☎	618-842-4294
Hours of operation	Mon.-Fri.: 7 a.m. - 3 p.m.; Sat.: 7 a.m. - 11 a.m.
Waste accepted	Municipal, nonhazardous special
Tipping fee	\$26 per ton
Owner	Wayne County Regional Landfill**
Operator	Wayne County Regional Landfill**

Facility Facts

Identification number	1918040003
Design capacity, airspace cu.yds.	6,239,276.5
Total permitted landfill area, acres	182.7
Permitted disposal area, acres	82.93*
Highest permitted elevation, feet (msl)	530
Leachate monitoring stations	4
Groundwater monitoring wells	32
Methane collection system	Flares (planned)
Years remaining, estimated by landfill	16
Date/year to open -- Date/year to close	1989 - 2020

*Permit Mod. #16 on 12-12-02 approved Area IIC to operate.

Waste Received: 2001, 2002, 2003

	TOTAL WASTE ACCEPTED			OUT-OF-STATE WASTE ACCEPTED		
	gate cu. yds	tons	tons/day	gate cu/yds.	tons	% of total
2001	448,161	135,806	522	0	0	0
2002	278,880	84,509	325	0	0	0
2003	496,317	150,399	578	0	0	0
2001 State of Origin: Illinois only 2002 State of Origin: Illinois only 2003 State of Origin: Illinois only						

Remaining Capacities: Jan. 1, 2003 and Jan. 1, 2004

2003 certified gate cu. yds. (tons)	8,031,000	(2,434,000)
2004 certified gate cu. yds. (tons)	7,760,000	(2,352,000)

Audits and Inspections

Solid Waste Mgt. Fees paid in 2003	\$202,164
LF Paid Local SW Fees to County/City	Wayne
Facility inspected by	Illinois EPA, Marion Regional Office & Wayne County Health Department

Contacts

Owner

Wayne County Regional Landfill**
 State Route 15 West, RR #1, Box 214
 Fairfield, IL 62837
 Contact: Kenneth Wuehler
 ☎ 618-842-4294

Operator

Wayne County Regional Landfill**
 State Route 15 West, RR #1, Box 214
 Fairfield, IL 62837
 Contact: Kenneth Wuehler
 ☎ 618-842-4294

**A subsidiary of Allied Waste Industries Inc., 15880 N. Greenway-Hayden Loop, Suite 100, Scottsdale, AZ 85260, 480-627-2700. Regional Office: 13832 S. Kostner, Crestwood, IL 60445, 708-824-3060.

West End Disposal Facility

County	Saline
Municipality	Thompsonville
Location	1710 McFarland Road
Location ☎	618-268-9412
Hours of operation	Mon.-Fri.: 6 a.m. - 4 p.m.; Sat.: 7 a.m. - 3 p.m.
Waste accepted	Municipal, nonhazardous special
Tipping fee	Upon request
Owner	Landfill L.L.C.
Operator	Landfill L.L.C.

Facility Facts

Identification number	1650155005
Design capacity, airspace cu.yds.	14,464,000
Total permitted landfill area, acres	252
Permitted disposal area, acres	125
Highest permitted elevation, feet (msl)	505
Leachate monitoring stations	5
Groundwater monitoring wells	33
Methane collection system	None
Years remaining, estimated by landfill	38
Date/year to open -- Date/year to close	10-25-02 - 2042*

*Permit to develop granted May 16, 2001 and to operate on Oct. 25, 2002. Phase 2 opened 2-18-04.

Waste Received: 2001, 2002, 2003

	TOTAL WASTE ACCEPTED			OUT-OF-STATE WASTE ACCEPTED		
	gate cu. yds	tons	tons/day	gate cu/yds.	tons	% of total
2001	0	0	0	0	0	0
2002	9,657	2,926	11	0	0	0
2003	123,651	37,470	144	4,497	1,363	4
2001 State of Origin: N/A 2002 State of Origin: Illinois only 2003 State of Origin: Illinois, Kentucky						

Remaining Capacities: Jan. 1, 2003 and Jan. 1, 2004

2003 certified gate cu. yds. (tons)	24,289,000	(7,360,000)
2004 certified gate cu. yds. (tons)	22,958,000	(6,957,000)

Audits and Inspections

Solid Waste Mgt. Fees paid in 2003	\$17,920
LF Paid Local SW Fees to County/City	Saline
Facility inspected by	Illinois EPA, Marion Regional Office

Contacts

Owner

Landfill L.L.C.
105 S. Commercial St., P.O. Box 544
Harrisburg, IL 62946
Contact: Robert C. Wilson or Rick Lane
☎ 618-252-5302

Operator

Landfill L.L.C.
P.O. Box 544, 105 S. Commercial St.
Harrisburg, IL 62946
Contact: Robert C. Wilson or Rick Lane
☎ 618-252-5302

Ashalex Recycling C & D Transfer Station (Under Development)

County	Williamson
Municipality	Marion
Location	Abandoned county road near Skyline Road
Location 📍	N/A
Hours of operation	Mon. - Fri.: 7 a.m. - 5 p.m.
Waste accepted	Waste wood, C & D debris recycling*
Tipping fee	N/A
Owner	McVicker Farms
Operator	McVicker Excavating Inc.

*Maximum volume of C & D debris stored shall not exceed 80 cu. yds. Waste wood storage volume should not exceed 750 cu. yds.

Facility Facts

Identification number	1990555107
Opened, year	2004*
Facility acreage	2.5

*Permit 2001-136-DE issued on 2-19-02 to develop site; operating permit granted 6-8-04.

Waste Received: 2001, 2002, 2003

	<u>Tons per year</u>	<u>Tons per day (average)</u>
2001	0	0
2002	0	0
2003	0	0

Site was not open in 2003.

Inspections

Facility inspected by	Illinois EPA, Marion Regional Office
------------------------------	--------------------------------------

Contacts

Owner

McVicker Farms
 Jim McVicker
 111 S. McVicker Dr.
 Energy, IL 62933
 ☎ 618-942-3880

Operator

McVicker Excavating Inc.
 Jim McVicker
 111 S. McVicker Dr.
 Energy, IL 62933
 ☎ 618-942-3880

Herrin Solid Waste Transfer Station* (Active)

County	Williamson
Municipality	Herrin
Location	Cemetery Road & College Street
Location 📍	N/A
Hours of operation	Mon. - Sat.: 5 a.m. - 8 p.m.
Waste accepted	Municipal
Tipping fee	N/A
Owner	City of Herrin
Operator	Allied Waste Transportation Inc.

*Re-opened in March 2001. New operator as of 4-22-04.

Facility Facts

Identification number	1990400014
Opened, year	Re-opened 2001*
Facility acreage	3.4

*Supplemental permit approved waste acceptance on 3-22-01.

Waste Received: 2001, 2002, 2003

	<u>Tons per year</u>	<u>Tons per day (average)</u>
2001	0	0
2002	0	0
2003	0	0

Tons per year and average tons per day are unavailable.

Inspections

Facility inspected by	Illinois EPA, Marion Regional Office
------------------------------	--------------------------------------

Contacts

Owner	Operator
City of Herrin Victor M. Ritter, Mayor 300 N. Park Ave. Herrin, IL 62948 ☎ 618-942-6166	Allied Waste Transportation Inc. Ken Miller 716 Skyline Drive Marion, IL 62959 ☎ 618-997-9561

**A subsidiary of Allied Waste Industries Inc., 15880 N. Greenway-Hayden Loop, Suite 100, Scottsdale, AZ 85260, 480-627-2700. Regional Office: 12976 St. Charles Rock Road, Bridgeton, MO 63044, 314-739-5099.

Marion Transfer Station (Active)

County	Williamson
Municipality	Marion
Location	1410 W. Longstreet Road
Location ☎	618-993-8029
Hours of operation	Mon. - Fri.: 8 a.m. - 4 p.m.; Sat.: 8 a.m. - noon
Waste accepted	Municipal
Tipping fee	N/A
Owner	City of Marion
Operator	Continental Waste Industries of Illinois Inc.**

Facility Facts

Identification number	1998560011
Opened, year	1987
Facility acreage	2.9

Waste Received: 2001, 2002, 2003

	<u>Tons per year</u>	<u>Tons per day (average)</u>
2001	0	0
2002	35,783	115
2003	32,928	115

Tons per year and average tons per day not available for 2001.

Inspections

Facility inspected by	Illinois EPA, Marion Regional Office
------------------------------	--------------------------------------

Contacts

Owner

City of Marion
100 Tower Square Plaza
Marion, IL 62959
☎ 618-997-2592

Operator

Continental Waste Industries of Illinois Inc.**
Gary Pearson
1540 Landfill Road
DeSoto, IL 62924
☎ 618-867-2356

**A subsidiary of Republic Services Inc., 110 SE 6th St., Suite 2800, Ft. Lauderdale, FL 33301, 954-769-2400.

Mt. Vernon Transfer Station (Active)

County	Jefferson
Municipality	Mt. Vernon
Location	1106 Rackaway
Location ☎	618-242-3654
Hours of operation	Mon. - Fri.: 8 a.m. - 4 p.m.; Sat.: 8 a.m. - noon
Waste accepted	Municipal*
Tipping fee	N/A
Owner	Republic Services Inc.
Operator	Continental Waste Industries of Illinois Inc.**

*Restricted to wastes generated within Mt. Vernon's city limits.

Facility Facts

Identification number	0818100011
Opened, year	1985
Facility acreage	7.8

Waste Received: 2001, 2002, 2003

	<u>Tons per year</u>	<u>Tons per day (average)</u>
2001	0	0
2002	22,296	75
2003	27,328	95

Inspections

Facility inspected by	Illinois EPA, Marion Regional Office
------------------------------	--------------------------------------

Contacts

Owner

Republic Services Inc.
Will Flower
110 S.E. 6th St., 28th Floor
Ft. Lauderdale, FL 33301
☎ 954-769-2400

Operator

Continental Waste Industries of Illinois Inc.**
Gary Pearson
1540 Landfill Road
DeSoto, IL 62924
☎ 618-867-2356

**A subsidiary of Republic Services Inc., 110 SE 6th St., Suite 2800, Ft. Lauderdale, FL 33301, 954-769-2400.

Ashalex Recycling Compost Site (Under Development)

County	Williamson
Municipality	Marion
Location	N. Skyline Drive
Location ☎	N/A
Hours of operation	Mon.-Fri.: 8 a.m. - 5 p.m.
Waste accepted	Grass, leaves, brush*
Owner	McVicker Farms
Operator	McVicker Excavating Inc.

*Maximum amounts accepted 1,500 cu. yds. per year.

Facility Facts

Identification number	1990555107
Date/Year Open - Date/Year Closed	UD - *
Permit Expires	4-1-07
Facility Inspected By	Illinois EPA, Marion Regional Office

*Development and construction permit 2001-175-DE issued 4-4-02. Permit to operate withdrawn on 5-24-04.

Landscape Waste Received (cu. yds): 2001, 2002 & 2003

	Grass cu. yds.	Leaves cu. yds.	Brush cu. yds.
2001	0	0	0
2002	0	0	0
2003	0	0	0

Total Landscape Waste Received (tons): 2001, 2002 & 2003

2001 tons per year	0
2002 tons per year	0
2003 tons per year	0

2003 Amounts Used/Sold (cubic yards)

	Composted	Chipped/Shredded
Land Reclamation	0	0
Daily Landfill Cover	0	0
Final Landfill Cover	0	0
Landscaping	0	0
Land Application at Agronomic Rates	0	0
Other	0	0
TOTAL	0	0

Contacts

Owner

McVicker Farms
 Jim McVicker
 111 S. McVicker Dr.
 Energy, IL 62933
 ☎ 618-942-3880

Operator

McVicker Excavating Inc.
 Jim McVicker
 111 S. McVicker Dr.
 Energy, IL 62933
 ☎ 618-942-3880

New Earth

County	Williamson
Municipality	Carterville
Location	11189 Samuel Road
Location ☎	618-985-5007
Hours of operation	Wed. & Sun: Noon to 4 p.m.; by appointment 8 a.m. - 6 p.m. seven days a week
Waste accepted	Grass, leaves, brush
Owner	Joseph Groskind
Operator	Joseph Groskind

*Maximum amounts accepted 15,000 cu. yds. per year.

Facility Facts

Identification number	1998520006
Date/Year Open - Date/Year Closed	4-4-90 -
Permit Expires	4-1-08*
Facility Inspected By	Illinois EPA, Marion Regional Office

*Permit renewed on 7-30-03 for five more years.

Landscape Waste Received (cu. yds): 2001, 2002 & 2003

	Grass cu. yds.	Leaves cu. yds.	Brush cu. yds.
2001	580	4,427	1,265
2002	300	3,837	1,120
2003	265	5,013	1,276

Total Landscape Waste Received (tons): 2001, 2002 & 2003

2001 tons per year	1,287
2002 tons per year	1,059
2003 tons per year	1,557

2003 Amounts Used/Sold (cubic yards)

	Composted	Chipped/Shredded
Land Reclamation	0	0
Daily Landfill Cover	0	0
Final Landfill Cover	0	0
Landscaping	255	0
Land Application at Agronomic Rates	0	0
Other	0	0
TOTAL	255	0

Contacts

Owner

Joseph Groskind
11189 Samuel Road
Carterville, IL 62918
☎ 618-985-5007

Operator

Joseph Groskind
11189 Samuel Road
Carterville, IL 62918
☎ 618-985-5007

Solid Waste Landfills

Appendices A, B, C & D



Re-opening Sangamon Valley Landfill required the efforts of many people with talents in engineering design, development and construction. A new landfill cell is being prepared. The closed portion of the landfill shows erosion that required additional attention.

**Solid Waste Landfill
Owners and Operators
Alphabetic by Facility**

Landfill Name	Municipality	Owner	Operator	Status	Page
ADS/McLean County Landfill #2	Bloomington	American Disposal Services of Illinois ¹	American Disposal Services of Illinois	A	R4.5
Bond County Landfill Inc.	Greenville	Bond County Landfill Inc. ¹	Bond County Landfill Inc. ¹	A	R6.5
Brickyard Disp. and Recyc. Inc.	Danville	Brickyard Disposal and Recycling Inc. ¹	Brickyard Disposal and Recycling Inc. ¹	A	R4.6
CID RDF	Calumet City	Waste Management of Illinois Inc. ²	Waste Management of Illinois Inc. ²	A	R2.9
Clinton Landfill #2	Clinton	Clinton Landfill Inc. ³	Clinton Landfill Inc. ³	A	R4.7
Community Landfill	Morris	City of Morris	Community Landfill Co.	IA	R2.10
Congress Development Company	Hillside	Congress Development Co.	John Sexton Sand & Gravel Corp.	A	R2.11
Cottonwood Hills RDF	Marissa	Waste Management of Illinois Inc. ²	Waste Management of Illinois Inc. ²	A	R6.6
Countryside Landfill Inc.	Grayslake	Countryside Landfill Inc. ²	Countryside Landfill Inc. ²	A	R2.12
DeKalb County Landfill	DeKalb	Waste Management of Illinois Inc. ²	Waste Management of Illinois Inc. ²	A	R1.5
Envirofil of Illinois Inc.	Macomb	Waste Management of Illinois Inc. ²	Waste Management of Illinois Inc. ²	A	R3.5
Environtech Inc.	Morris	Environtech Inc. ¹	Environtech Inc. ¹	A	R2.13
Envotech-Illinois LLC	Litchfield	Envotech-Illinois LLC ¹	Envotech-Illinois LLC ¹	A	R5.5
ERC Coles County Landfill	Charleston	Environmental Reclamation Co. ¹	Environmental Reclamation Co. ¹	A	R4.8
Five Oaks Recyc. and Disp. Facility	Taylorville	Waste Management of Illinois Inc. ²	Waste Management of Illinois Inc. ²	A	R5.6
Freeport Municipal Landfill #4 ⁶	Freeport	City of Freeport	City of Freeport	A	R1.6
Illinois Landfill	Hoopeston	Illinois Landfill Inc. ¹	Illinois Landfill Inc. ¹	A	R4.9
Indian Creek Landfill No. 2	Hopedale	Tazewell County Landfill Inc. ³	Tazewell County Landfill Inc. ³	UD	R3.6
Kankakee Recyc. and Disp. Facility	Chebanse	Waste Management of Illinois Inc. ²	Waste Management of Illinois Inc. ²	A	R2.14
Knox County Landfill #3	Oneida	Knox County Landfill Committee	Knox County Landfill #3	A	R3.7
LandComp Landfill	Ottawa	LandComp Corp. ¹	LandComp Corp. ¹	A	R1.7
Landfill 33 Ltd.	Effingham	Wendt Family Trust, Landfill 33 Ltd.	Landfill 33 Ltd.	A	R4.10
Laraway Recyc. and Disp. Facility	Elwood	Waste Management of Illinois Inc. ²	Waste Management of Illinois Inc. ²	A	R2.15
Lawrence County Regional LF	Sumner	Waste Management of Illinois Inc. ²	Waste Management of Illinois Inc. ²	A	R7.5
Lee County Landfill Inc.	Dixon	Lee County Landfill Inc. ¹	Lee County Landfill Inc. ¹	A	R1.8
Livingston Landfill	Pontiac	American Disposal Services of Illinois ¹	American Disposal Services of Illinois	A	R4.11
Milam Recyc. and Disp. Facility	East St. Louis	Waste Management of Illinois Inc. ²	Waste Management of Illinois Inc. ²	A	R6.7
Onyx Orchard Hills Landfill	Davis Junction	Onyx Orchard Hills Landfill Inc. ⁴	Onyx Orchard Hills Landfill Inc. ⁴	A	R1.9
Onyx Valley View Landfill Inc.	Decatur	Onyx Valley View Landfill Inc. ⁴	Onyx Valley View Landfill Inc. ⁴	A	R4.12
Onyx Zion Landfill	Zion	Onyx Zion Landfill Inc. ⁴	Onyx Zion Landfill Inc. ⁴	A	R2.16
Peoria City/County Landfill #2	Brimfield	Joint City and County of Peoria	Waste Management of Illinois Inc. ²	A	R3.8
Peoria Disposal Co. Inc.	Peoria	Peoria Disposal Co.	Peoria Disposal Co.	A	R3.9
Perry Ridge Landfill	DuQuoin	GERE Properties Inc.	Perry Ridge Landfill Inc.	UD	R7.6
Pike County Landfill	Baylis	Pike County Landfill Inc. ³	Pike County Landfill Inc. ³	A	R5.7
Prairie Hill Recyc. and Disp. Facility	Morrison	Whiteside County	Waste Management of Illinois Inc. ²	A	R1.10
Prairie View Recyc. and Disp. Facility	Wilmington	Will County Land Use Department	Waste Management of Illinois Inc. ²	UD	R2.17
Quad Cities Landfill, Phase IV	Milan	Millennium Waste Inc.	Millennium Waste Inc.	A	R3.10
RCS Inc. Landfill	Jerseyville	RCS Inc. Landfill ¹	RCS Inc. Landfill ¹	A	R5.8
River Bend Prairie Landfill	Dolton	Land & Lakes Co.	Land & Lakes Co.	A	R2.18
Rochelle Municipal Landfill No. 2	Rochelle	City of Rochelle	Rochelle Waste Disposal LLC	A	R1.11
Roxana Landfill Inc.	Roxana	Roxana Landfill Authority Inc. ¹	Roxana Landfill Authority Inc. ¹	A	R6.8
Salem Municipal Landfill #2	Salem	City of Salem, Mayor's Office	City of Salem, Public Works Office	A	R6.9
Saline County Landfill	Harrisburg	Saline County Landfill IL Inc. ¹	Saline County Landfill IL Inc. ¹	A	R7.7
Sangamon Valley Landfill	Springfield	Sangamon Valley Landfill Inc. ¹	Sangamon Valley Landfill Inc. ¹	A	R5.9
Settler's Hill Recyc. and Disp. Facility	Batavia	Kane Co. Dept. of Environmental Mgt.	Waste Management of Illinois Inc. ²	A	R2.19
South Chain of Rocks RDF-Phase II ⁷	Granite City	Waste Management of Illinois Inc. ²	Waste Management of Illinois Inc. ²	A	R6.10
Southern Illinois Regional Landfill	DeSoto	Southern Illinois Regional Landfill Inc. ⁵	Southern Illinois Regional Landfill Inc. ⁵	A	R7.8
Spoon Ridge Landfill	Fairview	BFI Wst. Stms. of North America Inc. ¹	BFI Wst. Stms. of North America Inc. ¹	A	R3.11
Streator Area Landfill #3	Streator	Streator Area Landfill Inc. ¹	Streator Area Landfill Inc. ¹	A	R4.13

Landfill Name	Municipality	Owner	Operator	Status	Page
Tazewell Recyc. and Disp. Facility ⁷	East Peoria	Waste Management of Illinois Inc. ²	Waste Management of Illinois Inc. ²	A	R3.12
Upper Rock Island County Landfill	East Moline	Upper Rock Island County Landfill Inc. ¹	Upper Rock Island County Landfill Inc. ¹	A	R3.13
Wayne County Regional Landfill	Fairfield	Wayne County Regional Landfill ¹	Wayne County Regional Landfill ¹	A	R7.9
West End Disposal Facility ⁸	Thompsonville	Landfill L.L.C.	Landfill L.L.C.	A	R7.10
Wheatland Prairie RDF ⁹	Plainfield	Waste Management of Illinois Inc. ²	Waste Management of Illinois Inc. ²	C	R2.20
Winnebago Reclamation Service	Rockford	Winnebago Reclamation Service Inc.	Winnebago Reclamation Service Inc.	A	R1.12
Woodland Recyc. & Disp. Facility ¹⁰	South Elgin	Waste Management of Illinois Inc. ²	Waste Management of Illinois Inc. ²	C	R2.21

¹ A subsidiary of Allied Waste Industries Inc.
² A subsidiary of Waste Management Inc. Midwest
³ A separately incorporated affiliate of Peoria Disposal Co.
⁴ An affiliate of Onyx North America and a subsidiary of Veolia Environnement, France
⁵ A subsidiary of Republic Services Inc.
⁶ Ceased accepting waste 4-5-03
⁷ Site expects to close in August 2004
⁸ Permit to develop 5-16-01; permit to operate 10-25-02; Phase 2 opened 2-18-04
⁹ Closed in June 18, 2001; cert. closed 9-19-02
¹⁰ Ceased accepting waste 11-5-02; certified closed 8-6-03

Status: A = Active C = Closed IA = Inactive UD = Under Development

**Solid Waste Landfill
Owners and Operators
Alphabetic by County**

County Municipality	Facility Identification No.	Owner	Operator
Bond Greenville	Bond County Landfill Inc. 0050055055 (New owner, 2-11-04)	Bond County Landfill Inc. 825 Willard St. Greenville, IL 62246 Contact: Tim Johnson 618-664-2587	Bond County Landfill Inc. 825 Willard St. Greenville, IL 62246 Contact: Tim Johnson 618-664-2587
Christian Taylorville	Five Oaks Recycling and Disposal Facility 0218160006	Waste Management of Illinois Inc. 890 East 1500 North Road Taylorville, IL 62568 Contact: Mark Baccadutre 217-824-3942	Waste Management of Illinois Inc. 890 East 1500 North Road Taylorville, IL 62568 Contact: Mark Baccadutre 217-824-3942
Coles Charleston	ERC Coles County Landfill 0298050007 (Expansions approved 6-14-01, 5-13-02, 9-10-02)	Environmental Reclamation Co. 6351 W. State St., P.O. Box 137 Charleston, IL 61920 Contact: Rich Galloway 217-345-7404	Environmental Reclamation Co. 6351 W. State St., P.O. Box 137 Charleston, IL 61920 Contact: Rich Galloway 217-345-7404
Cook Calumet City	CID Recycling and Disposal Facility 0310390001 (Area #3 closed 12-31-03)	Waste Management of Illinois Inc. 138th and Interstate 94, P.O. Box 1309 Calumet City, IL 60409-1309 Contact: Scott Combis 773-646-3099 Ext. 109	Waste Management of Illinois Inc. 138th and Interstate 94, P.O. Box 1309 Calumet City, IL 60409-1309 Contact: Scott Combis 773-646-3099 Ext. 109
Cook Hillside	Congress Development Company 0318170002	Congress Development Co. 4415 W. Harrison Street, Suite 535 Hillside, IL 60162-1900 Contact: James Butler 708-547-3703	John Sexton Sand & Gravel Corp. 4415 W. Harrison Street, Suite 535 Hillside, IL 60162-1900 Contact: James Butler 708-547-3703
Cook Dolton	River Bend Prairie Landfill 0310690003	Land & Lakes Co. 123 N. Northwest Highway, P.O. Box 778 Park Ridge, IL 60068 Contact: James J. Cowhey, Jr. 847-825-5000	Land & Lakes Co. 123 N. Northwest Highway, P.O. Box 778 Park Ridge, IL 60068 Contact: James J. Cowhey, Jr. 847-825-5000
DeKalb DeKalb	DeKalb County Landfill 0378020001 (County wastes only)	Waste Management of Illinois Inc. 18370 Somonauk Road DeKalb, IL 60115-8738 Contact: Dale Hoekstra 815-758-6906	Waste Management of Illinois Inc. 18370 Somonauk Road DeKalb, IL 60115-8738 Contact: Dale Hoekstra 815-758-6906
DeWitt Clinton	Clinton Landfill #2 0398080007 (New cell 3-04)	Clinton Landfill Inc. 4700 N. Sterling Ave., P.O. Box 9071 Peoria, IL 61612-9071 Contact: Ron L. Edwards 309-676-4893 Ext. 204	Clinton Landfill Inc. 4700 N. Sterling Ave., P.O. Box 9071 Peoria, IL 61612-9071 Contact: Ron L. Edwards 309-676-4893 Ext. 204
Effingham Effingham	Landfill 33 Ltd. 0498100007 (Expansion approved 6-28-02)	Wendt Family Trust, Landfill 33 Ltd., R. Deibel 1713 S. Willow St., P.O. Box 703 Effingham, IL 62401 Contact: Brian Hayes and Richard Deibel 217-342-3747	Landfill 33 Ltd. 1713 S. Willow St., P.O. Box 703 Effingham, IL 62401 Contact: Brian Hayes 217-342-3747
Fulton Fairview	Spoon Ridge Landfill 0578080002	BFI Waste Systems of North America Inc. Route 1, Highway 97 North Fairview, IL 61432 Contact: Beau Harp 309-778-2787	BFI Waste Systems of North America Inc. Route 1, Highway 97 North Fairview, IL 61432 Contact: Beau Harp 309-778-2787
Grundy Morris	Community Landfill (Assumed Inactive) 0630600001	City of Morris 320 Wauponsee St. Morris, IL 60450 Contact: Mayor Richard Kopczick 815-942-0103	Community Landfill Co. 13903 S. Ashland Ave. Riverdale, IL 60827 Contact: Robert J. Pruim 708-489-1900

County Municipality	Facility Identification No.	Owner	Operator
Grundys Morris	Envirotech Inc. 0638140002 (Permit renewed 2-04)	Envirotech Inc. 13832 S. Kostner Ave. Crestwood, IL 60445 Contact: Beau Harp 708-824-3060	Envirotech Inc. 1800 N. Ashley Road Morris, IL 60450 Contact: Mark Dykema 815-942-1800
Jackson DeSoto	Southern Illinois Regional Landfill 0770200002 (Expansion permit approved 7-2-04)	Southern Illinois Regional Landfill Inc. 1540 Landfill Road DeSoto, IL 62924 Contact: Gary Pearson 618-867-2356	Southern Illinois Regional Landfill Inc. 1540 Landfill Road DeSoto, IL 62924 Contact: Gary Pearson 618-867-2356
Jersey Jerseyville	RCS Inc. Landfill 0830250012	RCS Inc. Landfill 23407 W. Crystal Lake Road Jerseyville, IL 62052 Contact: Jay Ross 618-498-2024	RCS Inc. Landfill 23407 W. Crystal Lake Road Jerseyville, IL 62052 Contact: Jay Ross 618-498-2024
Kane Batavia	Settler's Hill Recycling and Disposal Facility 0890100009	Kane County Dept. of Environmental Management 719 S. Batavia Ave. Geneva, IL 60134 Contact: Tim Harbaugh 630-208-5173	Waste Management of Illinois Inc. 1031 E. Fabyan Parkway Batavia, IL 60510 Contact: Ian Johnson or Dale Hoekstra 630-232-7664
Kane South Elgin	Woodland Recycling and Disposal Facility (Closed) 0894830005 (Closed 10-5-02 & certified closed 8-6-03)	Waste Management of Illinois Inc. N 96 W 13600 County Line Rd. Germantown, WI 53022 Contact: Michael Peterson 262-253-8626 Ext. 115	Waste Management of Illinois Inc. N 96 W 13600 County Line Rd. Germantown, WI 53022 Contact: Michael Peterson 262-253-8626 Ext. 115
Kankakee Chebanse	Kankakee Recycling and Disposal Facility 0910550006 (County wastes only)	Waste Management of Illinois Inc. 6259 S. Route 45 & 52 Chebanse, IL 60922 Contact: Mark Batherson 815-937-5539	Waste Management of Illinois Inc. 6259 S. Route 45 & 52 Chebanse, IL 60922 Contact: Mark Batherson 815-937-5539
Knox Oneida	Knox County Landfill #3 0958160003 (LF expansion 11-21-01)	Knox County Landfill Committee Knox County Courthouse Galesburg, IL 61401 Contact: Larry Larson 309-341-0901	Knox County Landfill #3 P.O. Box 407 Wataga, IL 61448 Contact: Greg Ingle 309-375-6795
Lake Grayslake	Countryside Landfill Inc. 0970250003 (New cell 5-03)	Countryside Landfill Inc. 31725 N. Route 83 Grayslake, IL 60030 Contact: Chris Rubak 847-223-2722	Countryside Landfill Inc. 31725 N. Route 83 Grayslake, IL 60030 Contact: Chris Rubak 847-223-2722
Lake Zion	Onyx Zion Landfill 0978020002	Onyx Zion Landfill Inc. 701 N. Green Bay Road Zion, IL 60099 Contact: James A. Lewis 847-599-5910	Onyx Zion Landfill Inc. 701 N. Green Bay Road Zion, IL 60099 Contact: James A. Lewis 847-599-5910
LaSalle Ottawa	LandComp Landfill 0990808103	LandComp Corp. 13832 S. Kostner Ave. Crestwood, IL 60445 Contact: Brian Holcomb 708-824-3060	LandComp Corp. P.O. Box 520 Ottawa, IL 61350 Contact: Mark Dykema 815-434-1808
Lawrence Sumner	Lawrence County Regional Landfill 1010100002 (New owner & operator, 2002; new cell 11-26-02)	Waste Management of Illinois Inc. 601 Madison Road East St. Louis, IL 62201 Contact: Ernest H. Dennison 618-271-6788 Ext. 122	Waste Management of Illinois Inc. 601 Madison Road East St. Louis, IL 62201 Contact: Ernest H. Dennison 618-271-6788 Ext. 122

County Municipality	Facility Identification No.	Owner	Operator
Lee Dixon	Lee County Landfill Inc. 1030205110 (New cells opened 10-03 & 11-03)	Lee County Landfill Inc. 13832 S. Kostner Ave. Crestwood, IL 60445 Contact: Brian Holcomb 708-824-3060	Lee County Landfill Inc. 1214 S. Bataan Road Dixon, IL 61021 Contact: Dave Geier 815-288-4607
Livingston Pontiac	Livingston Landfill 1058210002 (New cell 12-30-03; pending expansion)	American Disposal Services of Illinois Inc. 13832 S. Kostner Ave. Crestwood, IL 60445 Contact: Brian Holcomb 708-824-3060	American Disposal Services of Illinois Inc. 14206 East 2100 North Road, P.O. Box 646 Pontiac, IL 61764 Contact: Dave Bryant 815-844-3054
Livingston Streator	Streator Area Landfill #3 1054900003 (Expansion approved 6-4-03)	Streator Area Landfill Inc. 13832 S. Kostner Avenue Crestwood, IL 60445 Contact: Brian Holcomb 708-824-3060	Streator Area Landfill Inc. 2111 Coalville Road, P.O. Box 755 Streator, IL 61364 Contact: Dave Bryant 815-672-0097
Macon Decatur	Onyx Valley View Landfill Inc. 1158040008 (New owners & operators)	Onyx Valley View Landfill Inc. 1363 Bear Road Decatur, IL 62522 Contact: Chris Peters 217-963-2976	Onyx Valley View Landfill Inc. 1363 Bear Road Decatur, IL 62522 Contact: Chris Peters 217-963-2976
Madison Roxana	Roxana Landfill Inc. 1190900002 (New cells opened in 2002, 2003 & 2004)	Roxana Landfill Authority Inc. 4600 Cahokia Creek Road, P. O. Box 97 Roxana, IL 62084-0097 Contact: Jay Ross 618-656-6912	Roxana Landfill Authority Inc. 4600 Cahokia Creek Road, P.O. Box 97 Roxana, IL 62084-0097 Contact: Jay Ross 618-656-6912
Madison Granite City	South Chain of Rocks RDF-Phase II 1198010002 (Expects to close 8-04)	Waste Management of Illinois Inc. 601 Madison Road East St. Louis, IL 62201 Contact: Ernest H. Dennison 618-271-6788 Ext. 122	Waste Management of Illinois Inc. 601 Madison Road East St. Louis, IL 62201 Contact: Ernest H. Dennison 618-271-6788 Ext. 122
Marion Salem	Salem Municipal Landfill #2 1218130007 (Permit renewed 8-22-03; new cell 9-24-03)	City of Salem, Mayor's Office 101 S. Broadway Salem, IL 62881 Contact: Roger D. Kinney 618-548-2222	City of Salem, Public Works Office 101 S. Broadway Salem, IL 62881 Contact: John Pruden 618-548-2222
McDonough Macomb	Envirofil of Illinois Inc. 1098100003 (Permit application for expansion approved 4-20-04)	Waste Management of Illinois Inc. 13998 E. 1400th St., P.O. Box 375 Macomb, IL 61455 Contact: Steve Harenberg 309-694-0295	Waste Management of Illinois Inc. 13998 E. 1400th St., P.O. Box 375 Macomb, IL 61455 Contact: Steve Harenberg 309-694-0295
McLean Bloomington	ADS/McLean County Landfill #2 1130200042	American Disposal Services of Illinois Inc. 4340 Acer Grove Dr., Suite B Springfield, IL 62707 Contact: Randy Salmich 217-787-6079	American Disposal Services of Illinois Inc. Rural Route 3, P.O. Box 145 Bloomington, IL 61704 Contact: Dan Winters 309-827-8631
Montgomery Litchfield	Envotech-Illinois LLC 1358150007 (New cells opened 5-22-02 & 12-22-03)	Envotech-Illinois LLC 2782 Landfill Trail, P.O. Box 97 Litchfield, IL 62056 Contact: Tim Johnson 217-324-2811	Envotech-Illinois LLC 2782 Landfill Trail, P.O. Box 97 Litchfield, IL 62056 Contact: Tim Johnson 217-324-2811
Ogle Davis Junction	Onyx Orchard Hills Landfill 1410175005 (Permit application under review for expansion)	Onyx Orchard Hills Landfill Inc. 8290 Highway 251 South Davis Junction, IL 61020 Contact: Chris Peters 815-874-9000	Onyx Orchard Hills Landfill Inc. 8290 Highway 251 South Davis Junction, IL 61020 Contact: Chris Peters 815-874-9000

County Municipality	Facility Identification No.	Owner	Operator
Ogle Rochelle	Rochelle Municipal Landfill No. 2 1418030020 (Permit renewed 2-03)	City of Rochelle 420 N. 6th St. (6th St. & 5th Ave.) Rochelle, IL 61068 Contact: Joe Salitros 815-561-2000	Rochelle Waste Disposal LLC 5450 Wansford Way, Ste. 201B Rockford, IL 61109 Contact: Clyde Gelderloos 815-562-6718
Peoria Brimfield	Peoria City/County Landfill #2 1438165003	Joint City and County of Peoria, Solid Waste Disposal Board 419 Fulton St., Room 307 Peoria, IL 61602 Contact: Stephen Van Winkle 309-494-8800	Waste Management of Illinois Inc. 11501 W. Cottonwood Road Brimfield, IL 61517 Contact: Steve Harenberg 309-565-4282
Peoria Peoria	Peoria Disposal Co. Inc. 1438120003 (Hazardous wastes also)	Peoria Disposal Co. 4700 N. Sterling Ave., P.O. Box 9071 Peoria, IL 61614 Contact: Ron L. Edwards 309-676-4893 Ext. 204	Peoria Disposal Co. 4700 N. Sterling Ave., P.O. Box 9071 Peoria, IL 61614 Contact: Ron L. Edwards 309-676-4893 Ext. 204
Perry DuQuoin	Perry Ridge Landfill (Under Development) 1450105039 (Opened 3-8-04)	GERE Properties Inc. 290 S. Main Place Carol Stream, IL 60188 Contact: Jane G. Witheridge 630-933-9200	Perry Ridge Landfill Inc. 290 S. Main Place Carol Stream, IL 60188 Contact: Jane G. Witheridge 630-933-9200
Pike Baylis	Pike County Landfill 1498160001 (New cells on 1-16-04)	Pike County Landfill Inc. 4700 Sterling Ave., P.O. Box 9071 Peoria, IL 61612-9071 Contact: Ron L. Edwards 309-676-4893 Ext. 204	Pike County Landfill Inc. 4700 Sterling Ave., P.O. Box 9071 Peoria, IL 61612-9071 Contact: Ron L. Edwards 309-676-4893 Ext. 204
Rock Island Milan	Quad Cities Landfill, Phase IV 1610400018 (56% out-of-state waste)	Millennium Waste Inc. 13606 Knoxville Road Milan, IL 61264 Contact: Dominic J. Remmes 309-787-2303	Millennium Waste Inc. 13606 Knoxville Road Milan, IL 61264 Contact: Dominic J. Remmes 309-787-2303
Rock Island East Moline	Upper Rock Island County Landfill 1618100014 (New cell 2-9-04)	Upper Rock Island County Landfill Inc. 17201 20th Avenue North, P.O. Box 159 East Moline, IL 61244 Contact: Dave Geier 309-496-2396	Upper Rock Island County Landfill Inc. 17201 20th Avenue North, P.O. Box 159 East Moline, IL 61244 Contact: Dave Geier 309-496-2396
Saline Harrisburg	Saline County Landfill (Active, Now Inactive) 1658080001 (Expansion denied)	Saline County Landfill IL Inc. 5000 Whitesville Road Harrisburg, IL 62946 Contact: Kenneth Wuehler 618-842-4294	Saline County Landfill IL Inc. 5000 Whitesville Road Harrisburg, IL 62946 Contact: Kenneth Wuehler 618-842-4294
Saline Thompsonville	West End Disposal Facility 1650155005 (Opened 10-25-02)	Landfill L.L.C. 105 S. Commercial St., P.O. Box 544 Harrisburg, IL 62946 Contact: Robert C. Wilson or Rick Lane 618-252-5302	Landfill L.L.C. P.O. Box 544, 105 S. Commercial St. Harrisburg, IL 62946 Contact: Robert C. Wilson or Rick Lane 618-252-5302
Sangamon Springfield	Sangamon Valley Landfill (Inactive, Now Active) 1678220037 (Permitted to re-open 7-7-03)	Sangamon Valley Landfill Inc. 4340 Acer Grove Dr., Suite B Springfield, IL 62707 Contact: Randy Salmich 217-787-6079	Sangamon Valley Landfill Inc. 2565 Sand Hill Road Springfield, IL 62707 Contact: Tim Johnson 217-528-9256
St. Clair Marissa	Cottonwood Hills RDF 1630755017 (75% out-of-state waste; new cells in 8-26-02, 11-20-03 & 3-8-04)	Waste Management of Illinois Inc. 601 Madison Road East St. Louis, IL 62201 Contact: Ernest H. Dennison 618-271-6788 Ext. 122	Waste Management of Illinois Inc. 601 Madison Road East St. Louis, IL 62201 Contact: Ernest H. Dennison 618-271-6788 Ext. 122

County Municipality	Facility Identification No.	Owner	Operator
St. Clair East St. Louis	Milam Recycling and Disposal Facility 1630450001 (58% out-of-state waste, expansion approved 2-25-03, 10-16-03 & 1-26-04)	Waste Management of Illinois Inc. 601 Madison Road East St. Louis, IL 62201 Contact: Ernest H. Dennison 618-271-6788 Ext. 122	Waste Management of Illinois Inc. 601 Madison Road East St. Louis, IL 62201 Contact: Ernest H. Dennison 618-271-6788 Ext. 122
Stephenson Freeport	Freeport Municipal Landfill #4 (Active, Now Inactive) 1770200015 (Ceased accepting waste 4-5-03)	City of Freeport 230 W. Stephenson St. Freeport, IL 61032 Contact: Reggie A. Taylor 815-235-8221	City of Freeport 230 W. Stephenson St. Freeport, IL 61032 Contact: Reggie A. Taylor 815-235-8221
Tazewell Hopedale	Indian Creek Landfill No. 2 (Under Development) 1790305011 (Permit to operate 6-30-04)	Tazewell County Landfill Inc. 4700 W. Sterling Ave., P.O. Box 9071 Peoria, IL 61612-9071 Contact: Ron L. Edwards 309-676-4893 Ext. 204	Tazewell County Landfill Inc. 4700 W. Sterling Ave., P.O. Box 9071 Peoria, IL 61612-9071 Contact: Ron L. Edwards 309-676-4893 Ext. 204
Tazewell East Peoria	Tazewell Recycling and Disposal Facility 1798060004 (Expects to close 8-04)	Waste Management of Illinois Inc. 3550 E. Washington St. East Peoria, IL 61611 Contact: Steve Harenberg 309-694-0295	Waste Management of Illinois Inc. 3550 E. Washington St. East Peoria, IL 61611 Contact: Steve Harenberg 309-694-0295
Vermilion Danville	Brickyard Disposal and Recycling Inc. 1838040029 (New cells in 2001 & 2003)	Brickyard Disposal and Recycling Inc. 601 E. Brickyard Road, P.O. Box 985 Danville, IL 61834-0985 Contact: Randy Salmich 217-443-3128	Brickyard Disposal and Recycling Inc. 601 E. Brickyard Road, P.O. Box 985 Danville, IL 61834-0985 Contact: Randy Salmich 217-431-3272
Vermilion Hoopeston	Illinois Landfill 1830450009 (Permit renewed)	Illinois Landfill Inc. 16310 E. 4000 North Road, P.O. Box 29 Hoopeston, IL 60942 Contact: Kenny Samet 217-283-5968	Illinois Landfill Inc. 16310 E. 4000 North Road, P.O. Box 29 Hoopeston, IL 60942 Contact: Kenny Samet 217-283-5968
Wayne Fairfield	Wayne County Regional Landfill 1918040003 (New cell in 12-02)	Wayne County Regional Landfill State Route 15 West, RR #1, Box 214 Fairfield, IL 62837 Contact: Kenneth Wuehler 618-842-4294	Wayne County Regional Landfill State Route 15 West, RR #1, Box 214 Fairfield, IL 62837 Contact: Kenneth Wuehler 618-842-4294
Whiteside Morrison	Prairie Hill Recycling and Disposal Facility 1950350014	Whiteside County Whiteside County Courthouse, 200 E. Knox St. Morrison, IL 61270 Contact: Peter Petrowsky 815-772-7651	Waste Management of Illinois Inc. 18762 Lincoln Road Morrison, IL 61270 Contact: Ian Johnson 630-232-7664
Will Elwood	Laraway Recycling and Disposal Facility 1970450002 (Permit renewed 9-03)	Waste Management of Illinois Inc. 21101 W. Laraway Road Elwood, IL 60421 Contact: Scott Combis 815-727-6148	Waste Management of Illinois Inc. 21101 W. Laraway Road Elwood, IL 60421 Contact: Scott Combis 815-727-6148
Will Wilmington	Prairie View Recycling and Disposal Facility (Under Development) 1971105050 (Opened 1-19-04)	Will County Land Use Department, Waste Services Div. 58 E. Clinton St., Suite 500 Joliet, IL 60432 Contact: Dean Olson 815-774-7891	Waste Management of Illinois Inc. 29755 S. Prairie View Dr. Wilmington, IL 60481 Contact: Ian Johnson 630-232-7664

County Municipality	Facility Identification No.	Owner	Operator
Will Plainfield	Wheatland Prairie Recycling and Disposal Facility (Closed) 1978200004 (Closed 6-18-01; Cert. of Closure 9-19-02)	Waste Management of Illinois Inc. N 96 W 13600 County Line Rd. Germantown, WI 53022 Contact: Michael Peterson 262-253-8626 Ext. 115	Waste Management of Illinois Inc. N 96 W 13600 County Line Rd. Germantown, WI 53022 Contact: Michael Peterson 262-253-8626 Ext. 115
Winnebago Rockford	Winnebago Reclamation Service Inc. 2018080001 (Expansion not permitted until 4-04)	Winnebago Reclamation Service Inc. 4920 Forest Hill Road Loves Park, IL 61103 Contact: Gary L. Marzorati 815-654-4779	Winnebago Reclamation Service Inc. 8403 Lindenwood Road Rockford, IL 61109 Contact: John Lichty 815-874-4806

**Solid Waste Landfills
Ranked by
Waste Received**

2003

Landfill Name	Municipality	County	Gate Cu. Yds.	Calculated Tons	Rank	Remarks	Page
Livingston Landfill	Pontiac	Livingston	10,550,336	3,197,072	1	Pending expansion	R4.11
Onyx Orchard Hills Landfill	Davis Junction	Ogle	4,928,362	1,493,443	2	Expansion under review	R1.9
Settler's Hill Recyc. and Disp. Facility	Batavia	Kane	4,766,833	1,444,495	3		R2.9
Lee County Landfill Inc.	Dixon	Lee	4,337,507	1,314,396	4	Cells opened 10-03 & 11-03	R1.8
Milam Recyc. and Disp. Facility	East St. Louis	St. Clair	4,205,148	1,274,287	5	58% out-of-state waste	R6.7
Roxana Landfill Inc.	Roxana	Madison	3,120,712	945,670	6	Cells opened 2002/2003/2004	R6.8
Onyx Zion Landfill	Zion	Lake	2,661,210	806,427	7		R2.16
Countryside Landfill Inc.	Grayslake	Lake	1,796,279	544,327	8	New cell 5-03	R2.12
Envirotech Inc.	Morris	Grundy	1,346,988	408,178	9	Permit renewed 2-04	R2.13
Cottonwood Hills RDF	Marissa	St. Clair	1,269,306	384,638	10	75% out-of-state waste	R6.6
Southern Illinois Regional Landfill	DeSoto	Jackson	1,190,007	360,608	11	Expn. permit aprv. 7-2-04	R7.8
Winnebago Reclamation Service	Rockford	Winnebago	1,106,058	335,169	12	Expn. permit aprv. 4-04	R1.12
Upper Rock Island County Landfill	East Moline	Rock Island	942,310	285,548	13	New cell 2-9-04	R3.13
Tazewell Recyc. and Disp. Facility	East Peoria	Tazewell	921,317	279,187	14	Expects to close 8-04	R3.12
Quad Cities Landfill, Phase IV	Milan	Rock Island	917,857	278,138	15	56% out-of-state waste	R3.10
Brickyard Disp. and Recyc. Inc.	Danville	Vermilion	917,086	277,905	16	New cells in 2001 & 2003	R4.6
Clinton Landfill #2	Clinton	DeWitt	907,068	274,869	17	New cell 3-04	R4.7
Prairie Hill Recyc. and Disp. Facility	Morrison	Whiteside	900,600	272,909	18		R1.10
Five Oaks Recyc. and Disp. Facility	Taylorville	Christian	765,270	231,900	19		R5.6
LandComp Landfill	Ottawa	LaSalle	740,227	224,311	20		R1.7
River Bend Prairie Landfill	Dolton	Cook	663,684	201,116	21		R2.8
Peoria City/County Landfill #2	Brimfield	Peoria	624,804	189,335	22		R3.8
Onyx Valley View Landfill Inc.	Decatur	Macon	591,235	179,162	23	New owners & operators	R4.12
ADS/McLean County Landfill #2	Bloomington	McLean	546,582	165,631	24		R4.5
Knox County Landfill #3	Oneida	Knox	518,000	156,970	25	LF expansion 11-21-01	R3.7
Wayne County Regional Landfill	Fairfield	Wayne	496,317	150,399	26	New cell in 12-02	R7.9
Envotech-Illinois LLC	Litchfield	Montgomery	405,365	122,838	27	New cells 5-22-02/12-22-03	R5.5
Congress Development Company	Hillside	Cook	387,266	117,353	28		R2.11
CID RDF	Calumet City	Cook	380,256	115,229	29	Area #3 closed 12-31-03	R2.9
Kankakee Recyc. and Disp. Facility	Chebanse	Kankakee	380,117	115,187	30	County wastes only	R2.14
Streator Area Landfill #3	Streator	Livingston	369,803	112,062	31	Expansion approved 6-4-03	R4.13
Pike County Landfill	Baylis	Pike	340,583	103,207	32	New cells on 1-16-04	R5.5
Rochelle Municipal Landfill No. 2	Rochelle	Ogle	327,000	99,091	33	Permit renewed 2-03	R1.11
ERC Coles County Landfill	Charleston	Coles	322,086	97,602	34	Expansions approved 2002	R4.8
Bond County Landfill Inc.	Greenville	Bond	314,357	95,260	35	New owner, 2-11-04	R6.5
Envirofil of Illinois Inc.	Macomb	McDonough	291,823	88,431	36	Expn. approved 4-20-04	R3.5
DeKalb County Landfill	DeKalb	DeKalb	274,838	83,284	37	County wastes only	R1.5
Landfill 33 Ltd.	Effingham	Effingham	225,000	68,182	38	Expn. approved 6-28-02	R4.10
Illinois Landfill	Hoopeston	Vermilion	224,563	68,049	39	Permit renewed	R4.9
Sangamon Valley Landfill	Springfield	Sangamon	193,379	58,600	40	Permitted to re-open 7-7-03	R5.9
Lawrence County Regional LF	Sumner	Lawrence	180,172	54,598	41	New cell 11-26-02	R7.5
South Chain of Rocks RDF-Phase II	Granite City	Madison	178,496	54,090	42	Expects to close 8-04	R6.10
RCS Landfill	Jerseyville	Jersey	144,513	43,792	43		R5.8
Peoria Disposal Co. Inc.	Peoria	Peoria	141,584	42,904	44	Hazardous wastes also	R3.9
West End Disposal Facility	Thompsonville	Saline	123,651	37,470	45	Opened 10-25-02	R7.10
Salem Municipal Landfill #2	Salem	Marion	77,047	23,348	46	New cell 9-24-03	R6.9
Laraway Recyc. and Disp. Facility	Elwood	Will	19,688	5,966	47	Permit renewed 9-03	R2.15
Freeport Municipal Landfill #4	Freeport	Stephenson	17,048	5,166	48	Closed 4-5-03	R1.6
Saline County Landfill	Harrisburg	Saline	45	14	49	Expansion denied	R7.7
Spoon Ridge Landfill	Fairview	Fulton	10	3	50		R3.11
Totals			57,049,793	17,287,813			
Averages			1,140,996	345,756			

**Solid Waste Landfills
Ranked by
Remaining Capacities**

as of Jan. 1, 2004

Landfill Name	Municipality	County	Gate	Calculated	Rank	Remarks	Page
			Cu. Yds.	Tons			
Spoon Ridge Landfill	Fairview	Fulton	130,465,000	39,535,000	1		R3.11
Cottonwood Hills RDF	Marissa	St. Clair	86,368,000	26,172,000	2	75% out-of-state waste	R6.6
Onyx Orchard Hills Landfill	Davis Junction	Ogle	57,054,000	17,289,000	3	Expansion under review	R1.9
Prairie Hill Recyc. and Disp. Facility	Morrison	Whiteside	45,581,000	13,812,000	4		R1.10
Five Oaks Recyc. and Disp. Facility	Taylorville	Christian	29,729,000	9,009,000	5		R5.6
West End Disposal Facility	Thompsonville	Saline	22,958,000	6,957,000	6	Opened 10-25-02	R7.10
Illinois Landfill	Hoopeston	Vermilion	21,952,000	6,652,000	7	Permit renewed	R4.9
Countryside Landfill Inc.	Grayslake	Lake	21,830,000	6,615,000	8	New cell 5-03	R2.12
Milam Recyc. and Disp. Facility	East St. Louis	St. Clair	20,663,000	6,262,000	9	58% out-of-state waste	R6.7
LandComp Landfill	Ottawa	LaSalle	20,407,000	6,184,000	10		R1.7
Brickyard Disp. and Recyc. Inc.	Danville	Vermilion	19,699,000	5,969,000	11	New cells in 2001 & 2003	R4.6
Onyx Zion Landfill	Zion	Lake	17,222,000	5,219,000	12		R2.16
Lee County Landfill Inc.	Dixon	Lee	17,133,000	5,192,000	13	Cells opened 10-03 & 11-03	R1.8
Quad Cities Landfill, Phase IV	Milan	Rock Island	16,669,000	5,051,000	14	56% out-of-state waste	R3.10
Upper Rock Island County Landfill	East Moline	Rock Island	15,367,000	4,657,000	15	New cell 2-9-04	R3.13
Peoria City/County Landfill #2	Brimfield	Peoria	9,738,000	2,951,000	16		R3.8
Lawrence County Regional LF	Sumner	Lawrence	9,320,000	2,824,000	17	New cell 11-26-02	R7.5
Sangamon Valley Landfill	Springfield	Sangamon	9,082,000	2,752,000	18	Permitted to re-open 7-7-03	R5.9
Bond County Landfill Inc.	Greenville	Bond	8,296,000	2,514,000	19	New owner, 2-11-04	R6.5
Roxana Landfill Inc.	Roxana	Madison	8,220,000	2,491,000	20	Cells opened 2002/2003/2004	R6.8
Pike County Landfill	Baylis	Pike	8,171,000	2,476,000	21	New cells on 1-16-04	R5.7
Settler's Hill Recyc. and Disp. Facility	Batavia	Kane	8,015,000	2,429,000	22		R2.19
Wayne County Regional Landfill	Fairfield	Wayne	7,760,000	2,352,000	23	New cell in 12-02	R7.9
River Bend Prairie Landfill	Dolton	Cook	7,399,000	2,242,000	24		R2.18
Livingston Landfill	Pontiac	Livingston	7,301,000	2,212,000	25	Pending expansion	R4.11
Knox County Landfill #3	Oneida	Knox	5,780,000	1,752,000	26	LF expansion 11-21-01	R3.7
Winnebago Reclamation Service	Rockford	Winnebago	4,723,000	1,431,000	27	Expn. permit aprv. 4-04	R1.12
Clinton Landfill #2	Clinton	DeWitt	4,429,000	1,342,000	28	New cell 3-04	R4.7
Envotech-Illinois LLC	Litchfield	Montgomery	4,023,000	1,219,000	29	New cells 5-22-02/12-22-03	R5.5
DeKalb County Landfill	DeKalb	DeKalb	3,982,000	1,207,000	30	County wastes only	R1.5
Onyx Valley View Landfill Inc.	Decatur	Macon	3,765,000	1,141,000	31	New owners & operators	R4.12
Southern Illinois Regional Landfill	DeSoto	Jackson	3,668,000	1,112,000	32	Expn. permit aprv. 7-2-04	R7.8
Envirotech Inc.	Morris	Grundy	3,550,000	1,076,000	33	Permit renewed 2-04	R2.13
Landfill 33 Ltd.	Effingham	Effingham	3,426,000	1,038,000	34	Expn. approved 6-28-02	R4.10
RCS Landfill	Jerseyville	Jersey	2,919,000	885,000	35		R5.8
ERC Coles County Landfill	Charleston	Coles	1,496,000	453,000	36	Expansions approved 2002	R4.8
Rochelle Municipal Landfill No. 2	Rochelle	Ogle	1,139,000	345,000	37	Permit renewed 2-03	R1.11
Congress Development Company	Hillside	Cook	896,000	272,000	38		R2.11
Peoria Disposal Co. Inc.	Peoria	Peoria	744,000	225,000	39	Hazardous wastes also	R3.9
Kankakee Recyc. and Disp. Facility	Chebanse	Kankakee	718,000	218,000	40	County wastes only	R2.14
Streator Area Landfill #3	Streator	Livingston	713,000	216,000	41	Expansion approved 6-4-03	R4.13
Envirofil of Illinois Inc.	Macomb	McDonough	582,000	176,000	42	Expn. approved 4-20-04	R3.5
Tazewell Recyc. and Disp. Facility	East Peoria	Tazewell	530,000	161,000	43	Expects to close 8-04	R3.12
Salem Municipal Landfill #2	Salem	Marion	475,000	144,000	44	New cell 9-24-03	R6.9
ADS/McLean County Landfill #2	Bloomington	McLean	347,000	105,000	45		R4.5
South Chain of Rocks RDF-Phase II	Granite City	Madison	127,000	38,000	46	Expects to close 8-04	R6.10
CID RDF	Calumet City	Cook	102,000	31,000	47	Area #3 closed 12-31-03	R2.9
Saline County Landfill	Harrisburg	Saline	85,000	26,000	48	Expansion denied	R7.7
Laraway Recyc. and Disp. Facility	Elwood	Will	23,000	7,000	49	Permit renewed 9-03	R2.15
Totals			674,641,000	204,438,000			
Averages			13,768,184	4,172,204			

Solid Waste Transfer Stations

Appendices E, F, & G



At Waste Management/Springfield Transfer Station recyclable waste is separated from the rest of the waste stream. Waste is taken to a landfill and processing of recyclables occurs.

**Solid Waste
Transfer Station
Owners and Operators**

Alphabetic by Facility

Transfer Station Name	Municipality	Owner	Operator	Status	Page
34th Street Mat'l. Recov. & Recyc. ^a	Chicago	Chicago Department of Sts. & San.	Allied Waste Transportation Inc. ¹	A	R2.22
American Disp. Serv. TS	Bloomington	American Disposal Services of Illinois ¹	American Disposal Services of Illinois ¹	A	R4.14
American Wood Recycling TS	Hoffman Estates	American Wood Recycling Inc.	American Wood Recycling Inc.	A	R2.23
Apollo Disposal Service TS	Momence	Allied Waste Transportation Inc. ¹	Allied Waste Transportation Inc. ¹	A	R2.24
ARC Disposal & Recycling	Mt. Prospect	ARC Disposal & Recycling ²	ARC Disposal & Recycling ²	A	R2.25
Area Disposal Transfer Station	Lincoln	Area Disposal Co. ³	Area Disposal Co. ³	A	R5.10
Ashalex Recycling C & D TS ^b	Marion	McVicker Farms	McVicker Excavating Inc.	UD	R7.11
Banner-Western Trans. & Recyc.	Rockdale	Waste Management of Illinois Inc. ⁴	Waste Management of Illinois Inc. ⁴	A	R2.26
Best Lawns Trans. Stn.	Streamwood	Best Lawns Inc.	Best Lawns Inc.	A	R2.27
Bethalto Waste Transfer Facility	Bethalto	Village of Bethalto, Public Works	Village of Bethalto, Public Works	A	R6.11
Bloomington Bulk Transfer Station	Bloomington	City of Bloomington, Public Service	City of Bloomington, Public Service	A	R4.15
C & L LSW Trans. Stn.	Chicago Heights	C & L LLC	Skyline Disposal Co. Inc.	A	R2.28
Calumet Transfer Station	Chicago	Liberty Waste Services of Illinois LLC ¹	Liberty Waste Services of Illinois LLC ¹	A	R2.29
CID Transfer Station	Chicago	Waste Management of Illinois Inc. ⁴	Waste Management of Illinois Inc. ⁴	A	R2.30
Citiwaste Transfer Station	Joliet	Citiwaste Inc. ¹	Citiwaste Inc. ¹	A	R2.31
City Waste Transfer ^c	Chicago	American Disposal Transfer Services ¹	United Transfer Inc.	A	R2.32
Clinton Transfer Station	Clinton	Clinton Landfill Inc. ³	Clinton Landfill Inc. ³	IA	R4.16
Cloverleaf Farms Transfer	Elgin	Midwest Compost LLC	Midwest Compost LLC	A	R2.33
D & D Loop Transfer-Laflin ^d	Chicago	Allied Waste North America Inc. ¹	Allied Waste Transportation Inc. ¹	A	R2.34
D & L Disposal Trans. Stn.	Greenville	D & L Disposal LLC ¹	D & L Disposal LLC ¹	A	R6.12
Des Plaines LSW Trans. Stn.	Des Plaines	City of Des Plaines, City Hall	City of Des Plaines, Public Works	A	R2.35
DK Transfer Station	Lake Bluff	Scott Byron & Co.	DK Organics LLC	A	R2.36
DuKane Transfer Facility	West Chicago	Groot Industries Inc.	Crown Recycling & Waste Services Inc.	A	R2.37
DuPage Yard Waste Trans. Stn.	West Chicago	Midwest Compost LLC	Midwest Compost LLC	A	R2.38
E.C. Rizzi & Assoc.	Bolingbrook	Joan Tamelung	E.C. Rizzi & Assoc. Inc.	A	R2.39
EMCO Spec. Waste T.S.	North Chicago	EMCO Chemical Distributors Inc.	EMCO Chemical Distributors Inc.	C	R2.40
Evans Recycling Inc.	Quincy	Evans Recycling Inc.	Evans Recycling Inc.	A	R5.11
Glencoe Water Tower Site	Glencoe	Village of Glencoe, Public Works Dept.	Village of Glencoe, Public Works Dept.	A	R2.41
Gonzales Transfer Station	Chicago	LaSalle National Bank	Gonzales Construction Co.	UD	R2.42
Granite City Landscape Transfer	Granite City	City of Granite City, City Hall	City of Granite City, Street Department	A	R6.13
Great Lakes Disposal Svs. TS	Blue Island	Great Lakes Disposal Inc. ¹	Great Lakes Disposal Inc. ¹	IA	R2.43
Groen Waste Services/Crestwood	Crestwood	Allied Waste Transportation Inc. ¹	Groen Waste Services	A	R2.44
Groot Industries/Chicago TS	Chicago	Groot Industries Inc.	Groot Industries Inc.	A	R2.45
Groot Industries/McCook TS	McCook	Groot Industries Inc.	Groot Industries Inc.	A	R2.46
Harvey Transfer Station	Harvey	J & L Enterprises	Contractors Recycling Service	A	R2.47
Herrin Solid Waste Trans. Stn.	Herrin	City of Herrin	Allied Waste Transportation Inc. ¹	A	R7.12
Highland Park Trans. Stn.	Highland Park	City of Highland Park, Public Services	City of Highland Park, Public Services	A	R2.48
Homewood Scavenger Service TS	East Hazel Crest	Homewood Scavenger Service Inc.	Homewood Scavenger Service Inc.	A	R2.49
Hooker Street TS	Chicago	Waste Management of Illinois Inc. ⁴	Waste Management of Illinois Inc. ⁴	A	R2.50
JKS Ventures	Melrose Park	LaSalle National Trust, Trust #117478	JKS Ventures, Inc.	A	R2.51
Keller Excavating TS ^e	Edwardsville	Keller Construction Company Inc.	Keller Construction Company Inc.	A	R6.14
Kewanee Solid Waste Trans. Stn.	Kewanee	City of Kewanee	City of Kewanee	A	R3.14
Kucera Disposal Company	Cicero	Frank F. Kucera Co.	Frank F. Kucera Co.	A	R2.52

Transfer Station Name	Municipality	Owner	Operator	Status	Page
Lake Forest Transfer Facility	Lake Forest	City of Lake Forest	DK Organics LLC	A	R2.53
Land & Lakes/Willow Ranch TS	Romeoville	LaSalle Bank National Association	Land and Lakes Yard Waste Reclamation	A	R2.54
Land Restoration Products TS	Lake Bluff	MBL Development	DK Recycling Systems Inc.	C	R2.55
Lee Co. LF LSW TF	Dixon	Lee County Landfill Inc. ¹	Lee County Landfill Inc. ¹	A	R1.13
Liberty Waste/McCook Trans. Stn.	McCook	Liberty Waste Services of Illinois LLC ¹	Liberty Waste Services of McCook LLC ¹	A	R2.56
Loop Transfer-64th Street	Chicago	Allied Waste North America Inc. ¹	Loop Transfer Inc.	A	R2.57
Macon County Composting Facility	Decatur	Edward Larry Garver, Jr.	Evans Recycling Inc.	N	R4.17
Marion Transfer Station	Marion	City of Marion	Continental Waste Industries of Illinois ²	A	R7.13
MDI Environmental Systems TS	Lanark	Moring Disposal Inc.	MDI Environmental Systems	A	R1.14
Medill Mat'l. Recov. & Recyc. ^a	Chicago	Chicago Department of Sts. & San.	Allied Waste Transportation Inc. ¹	A	R2.58
Mendota Solid Waste Trans. Stn.	Mendota	City of Mendota	Waste Management of Illinois Inc. ⁴	IA	R1.15
Midtown Transfer	Chicago	BFI Wst. Stms. of North America Inc. ¹	BFI Wst. Stms. of North America Inc. ¹	A	R2.59
Midwest Waste Ind. Inc.	Cahokia	Midwest Land Development Corp. ¹	Midwest Waste RDF Inc.	UD	R6.15
Monmouth Municipal Trans. Stn.	Monmouth	City of Monmouth	City of Monmouth	A	R3.15
Montgomery Landscape Wst. Coll.	Montgomery	Village of Montgomery, Public Works	Village of Montgomery, Public Works	A	R2.60
Montgomery Trucking	Elizabeth	Montgomery Trucking	Montgomery Trucking	A	R1.16
Monticello Transfer Station	Monticello	City of Monticello	City of Monticello	A	R4.18
Mr. K's Garden & Mat'l. Center TS	Park Ridge	Mr. K's Garden & Material Center	Mr. K's Garden & Material Center	A	R2.61
Mt. Vernon Transfer Station	Mt. Vernon	Republic Services Inc.	Continental Waste Industries of Illinois ²	A	R7.14
Nameoki Township Transfer Station	Granite City	Nameoki Township Highway Dept.	Nameoki Township Highway Dept.	A	R6.16
Northwest Mat'l. Recov. & Recyc. ^a	Chicago	Chicago Department of Sts. & San.	Allied Waste Transportation Inc. ¹	A	R2.62
Onyx Wst. Svs./Evanston Trans.	Evanston	Onyx Waste Services Inc. ⁶	Onyx Waste Services Inc. ⁶	A	R2.63
Onyx Wst. Svs./Melrose Park Trans.	Melrose Park	Onyx Waste Services Inc. ⁶	Onyx Waste Services Inc. ⁶	A	R2.64
Onyx Wst. Svs./Northbrook Transfer	Northbrook	Onyx Waste Services Inc. ⁶	Onyx Waste Services Inc. ⁶	A	R2.65
Paris Transfer Station	Paris	City of Paris	Ingrum Waste Disposal ¹	A	R4.19
Peoria City/Co. Comp. LSW TS ^f	Brimfield	Joint City and County of Peoria	Waste Management of Illinois Inc. ⁴	A	R3.16
Peoria Recycl. & Trans. Facility ^g	Peoria	Peoria Disposal Co.	Peoria Disposal Co.	UD	R3.17
Planet Recovery Transfer Station	Chicago	Allied Waste North America Inc. ¹	Allied Waste Transportation Inc. ¹	A	R2.66
Princeton Solid Waste Trans. Stn.	Princeton	City of Princeton	City of Princeton	A	R1.17
Randolph County Trans. Stn.	Sparta	Larry Henderson	Continental Waste Industries of Illinois ²	A	R6.17
Ravenswood Disposal Service TS	Chicago	Ravenswood Disposal Service Inc.	Ravenswood Disposal Service Inc.	A	R2.67
River Bend Prairie Recyc. & Trans.	Chicago	Marina Developments Inc. ⁷	Land & Lakes Co.	A	R2.68
Riverdale Recycling	Riverdale	Riverdale Recycling Inc.	Tri-State Disposal Inc.	A	R2.69
Rocks-Ann Trucking Inc.	Waukegan	State Bank of the Lakes	Rocks-Ann Trucking Inc.	A	R2.70
Rolling Meadows Trans. Stn.	Rolling Meadows	City of Rolling Meadows	Onyx Waste Services Inc. ⁶	A	R2.71
Savanna Solid Waste Trans. Stn.	Savanna	City of Savanna	City of Savanna	A	R1.18
Shelbyville Disposal Service TS	Shelbyville	Shelbyville Disposal Service Inc.	Shelbyville Disposal Service Inc.	A	R4.20
Shred-All Recycling Systems TS	Chicago	Allied Waste North America Inc. ¹	Shred-All Recycling Systems Inc. ¹	A	R2.72
Skyline Disposal Co. Inc.	Chicago Heights	Skyline Disposal Co. Inc.	Skyline Disposal Co. Inc.	IA	R2.73
SRS North Lot	Chicago	E.L.K. Corporation	Shred-All Recycling Systems Inc. ¹	A	R2.74
Star Disposal Service TS	Park Forest	Homewood Scavenger Service Inc.	Homewood Scavenger Service Inc.	A	R2.75
Sullivan Transfer Station	Sullivan	Allied Waste Transportation Inc. ¹	Allied Waste Transportation Inc.	UD	R4.21

Transfer Station Name	Municipality	Owner	Operator	Status	Page
United Disposal of Bradley TS	Bradley	United Disposal of Bradley Inc.	United Disposal of Bradley Inc.	A	R2.76
Waste Management/Pana TS ^h	Pana	Waste Management of Illinois Inc. ⁴	Waste Management of Illinois Inc. ⁴	IA	R5.12
Waste Management/Rockford TS	Roscoe	Waste Management of Wisconsin Inc. ⁴	Waste Management of Wisconsin Inc. ⁴	A	R1.19
Waste Management/Springfield TS	Springfield	Waste Management of Illinois Inc. ⁴	Waste Management of Illinois Inc. ⁴	A	R5.13
Waste Management-Elburn ⁱ	Elburn	Waste Management of Illinois Inc. ⁴	Waste Management of Illinois Inc. ⁴	A	R2.77
Waste Management-Joliet TS ^j	Joliet	Waste Management of Illinois Inc. ⁴	Waste Management of Illinois Inc. ⁴	A	R2.78
Waste Mgt.-Metro/Stickney TS	Stickney	Waste Management of Illinois Inc. ⁴	Waste Management of Illinois Inc. ⁴	A	R2.79
Waste Mgt.-North/McHenry TS	McHenry	Waste Management of Illinois Inc. ⁴	Waste Management - North/McHenry ⁴	A	R2.80
Waste Mgt.-Northwest/Wheeling TS	Wheeling	Waste Management of Illinois Inc. ⁴	Waste Management of Illinois Inc. ⁴	A	R2.81
Waste Mgt.-So. Suburbs/Rec. Am.	Alsip	Waste Management of Illinois Inc. ⁴	Waste Management - Alsip Transfer ⁴	A	R2.82
Waste Transfer & Mat'l. Recovery	Champaign	U of I; Physical Plant Services Bldg.	U of I; Waste Transfer & MRF	A	R4.22
West Cook Transfer Station	Forest View	Town and Country Transfer LLC	Heartland Recycling LLC	A	R2.83
Wheeling Township Transfer Stn.	Glenview	Solid Wst. Agency of No. Cook Co.	Groot Industries Inc.	A	R2.84
Wigand Recycl. & Trans. Facility	Chillicothe	Wigand Disposal Co. ³	Wigand Disposal Co. ³	A	R3.18
Willow Ranch Composting Inc.	Romeoville	LaSalle Bank National Association	Land and Lakes Yard Waste Reclamation	A	R2.85
Wilmette Village Yard	Wilmette	Village of Wilmette	Village of Wilmette	A	R2.86
Winnetka Municipal LSW Trans.	Winnetka	Village of Winnetka, Public Works	Village of Winnetka, Public Works	A	R2.87
Woodland LSW Trans. Stn.	South Elgin	Oak Brook Bank, Trust #8-1735	Waste Management of Illinois Inc. ⁴	A	R2.88
Zion Municipal Trans. Stn.	Zion	City of Zion, Public Works Dept.	City of Zion, Public Works Dept.	A	R2.89

Owner/Operator Footnotes:

¹ A subsidiary of Allied Waste Industries Inc.

² A subsidiary of Republic Services Inc.

³ A subsidiary of Coulter Companies

⁴ A subsidiary of Waste Management Inc. Midwest

⁵ A subsidiary of Midwest Waste

⁶ An affiliate of Onyx/North America Inc. and a subsidiary of Veolia Environnement, France

⁷ An affiliate of Land & Lakes Co.

Site Information Footnotes:

a. 34th Street Mat'l. Recov. & Recyc./Medill Mat'l Recov. & Recyc./Northwest Mat'l. Recov. & Recyc. new operator as of 2-15-03

b. Ashalex Recycling C & D TS permit to develop issued 2-19-02; operating permit granted 6-8-04

c. AKA United Transfer

d. AKA Loop Transfer-Laflin

e. Keller Excavating TS opened 4-2-03

f. Peoria City/County Compost LSW TS open 12-2-02

g. Peoria Recycling & Transfer expected to operate late 2004

h. Waste Mgt/Pana TS inactive as of April 2002

i. Waste Mgt.-Elburn formerly Speedway Disposal and Recycling

j. Waste Mgt.-Joliet formerly CDT Transfer Material Recovery Facility

Status: A = Active C = Closed IA = Inactive N = New UD = Under Development

**Solid Waste
Transfer Station
Owners and Operators**

Alphabetic by County

County Municipality	Facility Identification No.	Owner	Operator
Adams Quincy	Evans Recycling Inc. (New) 0010655258 (Open, 3-21-03)	Evans Recycling Inc. Rex D. Evans 1868 Midway Road Murrayville, IL 62688 217-882-2081	Evans Recycling Inc. Rex D. Evans 1868 Midway Road Murrayville, IL 62668 217-882-2081
Bond Greenville	D & L Disposal Transfer Station (Active) 0050055049	D & L Disposal LLC Scott Fennewald 900 Willard St.; P.O. Box 405 Greenville, IL 62231 618-664-3185 Ext. 106	D & L Disposal LLC Scott Fennewald 900 Willard St.; P.O. Box 405 Greenville, IL 62231 618-664-3185 Ext. 106
Bureau Princeton	Princeton Solid Waste Transfer Station (Active) 0110850012 (New operator for 2004)	City of Princeton Steve Wright 2 S. Main St. Princeton, IL 61356 815-875-2631	City of Princeton Steve Wright 2 S. Main St. Princeton, IL 61356 815-875-2631
Carroll Lanark	MDI Environmental Systems Transfer Station (Active) 0150100001	Moring Disposal Inc. Dennis R. Pate 306 E. Main Forreston, IL 61030 815-938-3602	MDI Environmental Systems Dennis R. Pate P.O. Box 158 Forreston, IL 61030 815-493-6331
Carroll Savanna	Savanna Solid Waste Transfer Station (Active) 0150250005	City of Savanna 101 Main St. Savanna, IL 61074 815-273-2251	City of Savanna 101 Main St. Savanna, IL 61074 815-273-2251
Champaign Champaign	Waste Transfer & Material Recovery Facility (Active) 0190105219	University of Illinois; Physical Plant Services Bldg. Tim Hoss 1501 S. Oak St. Champaign, IL 61820 217-244-7283	University of Illinois; Waste Transfer & MRF Tim Hoss 1501 S. Oak St. Champaign, IL 61820 217-244-7283
Christian Pana	Waste Management/Pana Transfer Station (Inactive) 0218100002 (Inactive, 4-02 and in 2003)	Waste Management of Illinois Inc. Mark Baccadutre 890 E. 1500 N. Road Taylorville, IL 62568 217-824-3942 Ext. 115	Waste Management of Illinois Inc. Mark Baccadutre 890 E. 1500 N. Road Taylorville, IL 62658 217-824-3942 Ext. 115
Cook Chicago	34th Street Material Recovery & Recycling Facility (Active) 0316300004 (New operator, 2-15-03)	Chicago Department of Streets & Sanitation Al Sanchez 121 N. LaSalle St., Room 704 Chicago, IL 60602 312-744-4611	Allied Waste Transportation Inc. James Lanenga 2400 S. Loomis St. Chicago, IL 60608 312-492-0014
Cook Hoffman Estates	American Wood Recycling Transfer Station (Active) 0314490002	American Wood Recycling Inc. 2560 Beverly Rd. Hoffman Estates, IL 60192 847-426-6354	American Wood Recycling Inc. 16077 Depot Place Prairie View, IL 60069 847-426-6354
Cook Mt. Prospect	ARC Disposal & Recycling (Active) 0318040001	ARC Disposal & Recycling Dan Bulthuis, Operations Manager 2101 S. Busse Road Mt. Prospect, IL 60056 847-981-0091	ARC Disposal & Recycling Dan Bulthuis, Operations Manager 2101 S. Busse Road Mt. Prospect, IL 60056 847-981-0091
Cook Streamwood	Best Lawns Transfer Station (Active) 0313065042	Best Lawns Inc. 1435 Yorkshire Drive Streamwood, IL 60137 630-213-7900	Best Lawns Inc. 1435 Yorkshire Drive Streamwood, IL 60107 630-213-7900

County Municipality	Facility Identification No.	Owner	Operator
Cook Chicago Heights	C & L Landscape Waste Transfer Station (Active) 0310455101	C & L LLC Clem DeLuca 66 E. 24th St. Chicago Heights, IL 60411 630-879-3006	Skyline Disposal Co. Inc. Gary Blue 66 E. 24th St. Chicago Heights, IL 60411 708-754-5460
Cook Chicago	Calumet Transfer Station (Active) 0316005603 (AKA Liberty Waste)	Liberty Waste Services of Illinois LLC James Lanenga 2400 S. Loomis Street Chicago, IL 60608 312-492-0014	Liberty Waste Services of Illinois LLC James Lanenga 2400 S. Loomis St. Chicago, IL 60608 312-492-0014
Cook Chicago	CID Transfer Station (Active) 0310395011 (New name 5-20-04)	Waste Management of Illinois Inc. Scott Combis 13707 S. Jeffrey Chicago, IL 60633 773-646-3099	Waste Management of Illinois Inc. Scott Combis 13707 S. Jeffrey Chicago, IL 60633 773-646-3099
Cook Chicago	City Waste Transfer (Active) 0316310003 (AKA United Transfer)	American Disposal Transfer Services James Lanenga 2400 S. Loomis Street Chicago, IL 60608 312-492-0014	United Transfer Inc. Javier d'Escoto 2464 S. Laflin Chicago, IL 60608 312-491-1154
Cook Elgin	Cloverleaf Farms Transfer (Active) 0314385091 (Open, 4-24-01)	Midwest Compost LLC Charles J. Murphy 1320 Spaulding Road Elgin, IL 60120 847-931-2900	Midwest Compost LLC Charles J. Murphy 1320 Spaulding Road Elgin, IL 60120 847-931-2900
Cook Chicago	D & D Loop Transfer-Lafin (Active) 0316310014 (AKA Loop Transfer-Lafin)	Allied Waste North America Inc. James Lanenga 2400 S. Loomis St. Chicago, IL 60608 312-492-0014	Allied Waste Transportation Inc. James Lanenga 2400 S. Loomis St. Chicago, IL 60608 312-492-0014
Cook Des Plaines	Des Plaines Landscape Waste Trans. Stn. (Active) 0310630073	City of Des Plaines, City Hall 1420 Miner St. Des Plaines, IL 60016 847-391-5300	City of Des Plaines, Public Works Christine W. Bajor 1111 Joseph Schwab Road Des Plaines, IL 60016 847-391-5464
Cook Glencoe	Glencoe Water Tower Site & Material Storage Facility (Active) 0310995024 (Open, 9-26-02)	Village of Glencoe, Public Works Dept. David C. Mau 675 Village Court Glencoe, IL 60022 847-835-4111	Village of Glencoe, Public Works Dept. David C. Mau 675 Village Court Glencoe, IL 60022-1369 847-835-4111
Cook Chicago	Gonzales Transfer Station (Under Development) 0316585166	LaSalle National Trust, North America Nancy A. Stack 135 S. LaSalle St., Suite 1840 Chicago, IL 60603 312-904-2000	Gonzales Construction Co. Alphonse Gonzales 3725 S. Maplewood Chicago, IL 60632 N/A
Cook Blue Island	Great Lakes Disposal Services Transfer Station (Inactive) 0310240023 (Temporarily closed indefinitely)	Great Lakes Disposal Inc. Brian Holcomb 13832 S. Kostner Ave. Crestwood, IL 60445 708-824-3060	Great Lakes Disposal Inc. Brian Holcomb 13832 S. Kostner Ave. Crestwood, IL 60445 708-824-3060
Cook Crestwood	Groen Waste Services/Crestwood Transfer Station (Active) 0310600001	Allied Waste Transportation Inc. Brian Holcomb 13832 S. Kostner Ave. Crestwood, IL 60445 708-824-3060	Groen Waste Services Zaied Aballah 13701 S. Kostner Ave. Crestwood, IL 60445 708-385-8252

County Municipality	Facility Identification No.	Owner	Operator
Cook Chicago	Groot Industries/Chicago Transfer Station (Active) 0316760001	Groot Industries Inc. Bob Cordell 2500 Landmeier Road Elk Grove Village, IL 60007 847-734-6400	Groot Industries Inc. Bob Cordell 2500 Landmeier Road Elk Grove Village, IL 60007 847-734-6400
Cook McCook	Groot Industries/McCook Transfer Station (Active) 0311740016	Groot Industries Inc. Neil Andersen 2500 Landmeier Road Elk Grove Village, IL 60007 847-734-6400	Groot Industries Inc. Neil Andersen 2500 Landmeier Road Elk Grove Village, IL 60007 847-734-6400
Cook Harvey	Harvey Transfer Station (Active) 0311110039 (New, 3-26-02)	J & L Enterprises Louis Meneghin 298 E. 152nd St.; P. O. Box 2308 Harvey, IL 60426 N/A	Contractors Recycling Service Don Stienstra P.O. Box 1426 South Holland, IL 60473 708-331-6066
Cook East Hazel Crest	Homewood Scavenger Service Transfer Station (Active) 0310750002	Homewood Scavenger Service Inc. 17415 S. Ashland Ave. East Hazel Crest, IL 60429 708-798-1004	Homewood Scavenger Service Inc. 17415 S. Ashland Ave. East Hazel Crest, IL 60429 708-798-1004
Cook Chicago	Hooker Street Transfer Station (Active) 0316000052 (New name 4-13-04)	Waste Management of Illinois Inc. Dean Van der Baan 1411 Opus Place, Suite 400 Downers Grove, IL 60515 630-724-8400	Waste Management of Illinois Inc. Henry Parker 1500 N. Hooker St. Chicago, IL 60622 312-915-4780
Cook Melrose Park	JKS Ventures Inc. (Active) 0311860039	LaSalle National Trust, North America Nancy A. Stack 135 S. LaSalle St., Suite 1840 Chicago, IL 60603 312-904-2000	JKS Ventures Inc. Josephine DiFronzo 8601 W. Bryn Mawr, Suite 116 Chicago, IL 60631 773-714-9330
Cook Cicero	Kucera Disposal Company (Active) 0310510004	Frank F. Kucera Co. 1800 S. Laramie Ave. Cicero, IL 60850 708-652-0025	Frank F. Kucera Co. 1800 S. Laramie Ave. Cicero, IL 60850 708-652-0025
Cook McCook	Liberty Waste/McCook Transfer Station (Active) 0311745027	Liberty Waste Services of Illinois LLC James Lanenga 2400 S. Loomis Street Chicago, IL 60608 312-492-0014	Liberty Waste Services of McCook LLC James Lanenga 2400 S. Loomis St. Chicago, IL 60608 312-492-0014
Cook Chicago	Loop Transfer - 64th Street (Active) 0316680003	Allied Waste North America Inc. James Lanenga 2400 S. Loomis St. Chicago, IL 60608 312-492-0014	Loop Transfer Inc. James Lanenga 2400 S. Loomis St. Chicago, IL 60608 312-492-0014
Cook Chicago	Medill Material Recovery & Recycling Facility (Active) 0316075074 (Blue Bag program; New operator 5-22-03)	Chicago Department of Streets & Sanitation Al Sanchez 121 N. LaSalle St., Room 704 Chicago, IL 60602 312-744-4611	Allied Waste Transportation Inc. James Lanenga 2400 S. Loomis St. Chicago, IL 60608 312-492-0014
Cook Chicago	Midtown Transfer (Active) 0316280008 (Formerly BFI -Midtown)	BFI Waste Systems of North America Inc. James Lanenga 1220 W. Carroll Ave. Chicago, IL 60607 312-492-0014	BFI Waste Systems of North America Inc. James Lanenga 1220 W. Carroll Ave. Chicago, IL 60607 312-492-0014

County Municipality	Facility Identification No.	Owner	Operator
Cook Park Ridge	Mr. K's Garden & Material Center Transfer Station (Active) 0312460019	Mr. K's Garden & Material Center Mark Kowalski 1440 W. Higgins Road Park Ridge, IL 60068 847-692-2118	Mr. K's Garden & Material Center Mark Kowalski 1440 W. Higgins Road Park Ridge, IL 60068 847-692-2118
Cook Chicago	Northwest Material Recovery & Recycling Facility (Active) 0316265018 (Blue Bag program; New operator as of 2-15-03)	Chicago Department of Streets & Sanitation Al Sanchez 121 N. LaSalle St., Room 704 Chicago, IL 60602 312-744-4611	Allied Waste Transportation Inc. James Lanenga 2400 S. Loomis St. Chicago, IL 60608 312-492-0014
Cook Evanston	Onyx Waste Services/Evanston Transfer (Active) 0310810003	Onyx Waste Services Inc. Jeff Hayes 2800 Shermer Road Northbrook, IL 60062 847-272-4145	Onyx Waste Services Inc. Jeff Hayes 1712 Church St. Evanston, IL 60201 847-328-5100
Cook Melrose Park	Onyx Waste Services/Melrose Park Transfer (Active) 0311865053	Onyx Waste Services Inc. Mike Fenwick 4700 W. Lake St. Melrose Park, IL 60160 708-345-7735	Onyx Waste Services Inc. Mike Fenwick 4700 W. Lake St. Melrose Park, IL 60160 708-345-7735
Cook Northbrook	Onyx Waste Services/Northbrook Transfer (Active) 0312073004	Onyx Waste Services Inc. Jeff Hayes 2800 Shermer Road Northbrook, IL 60062 847-272-4145	Onyx Waste Services Inc. Jeff Hayes 2750 Shermer Road Northbrook, IL 60062 847-272-4145
Cook Chicago	Planet Recovery Transfer Station (Active) 0316280012 (New building, 11-13-02)	Allied Waste North America Inc. James Lanenga 2400 S. Loomis St. Chicago, IL 60608 312-492-0014	Allied Waste Transportation Inc. James Lanenga 2400 S. Loomis St. Chicago, IL 60608 312-492-0014
Cook Chicago	Ravenswood Disposal Service Transfer Station (Active) 0316270011	Ravenswood Disposal Service Inc. Branko Vardijan 221 N. Washtenaw Chicago, IL 60612 773-638-7676	Ravenswood Disposal Service Inc. Branko Vardijan 200 N. Talman Ave. Chicago, IL 60612 773-638-7676
Cook Chicago	River Bend Prairie Recycling & Transfer Facility (Active) 0316550016 (AKA Land & Lakes TS)	Marina Developments Inc. James J. Cowhey, Jr. 123 N. Northwest Highway; P.O. Box 778 Park Ridge, IL 60068 847-825-5000	Land & Lakes Co. James J. Cowhey, Jr. 123 N. Northwest Hwy., P.O. Box 778 Park Ridge, IL 60068 847-825-5000
Cook Riverdale	Riverdale Recycling (Active) 0312580014	Riverdale Recycling Inc. Kristi Vorderer 13901 S. Ashland Ave. Riverdale, IL 60827 708-489-1900	Tri-State Disposal Inc. Sheryl Germany 13903 S. Ashland Ave. Riverdale, IL 60827 708-388-9910
Cook Rolling Meadows	Rolling Meadows Transfer Station (Active) 0312730009	City of Rolling Meadows 3900 Berdnick St. Rolling Meadows, IL 60008 847-963-0500	Onyx Waste Services Inc. Marc Moxon 3851 Berdnick St. Rolling Meadows, IL 60008 847-776-7529
Cook Chicago	Shred-All Recycling Systems Transfer Station (Active) 0316610042 (Assoc. with SRS North Lot)	American Disposal Services of Illinois Inc. James Lanenga 2400 S. Loomis St. Chicago, IL 60608, IL 60608 312-492-0014	Shred-All Recycling Systems Inc. James Lanenga 2400 S. Loomis St. Chicago, IL 60608 312-492-0014

County Municipality	Facility Identification No.	Owner	Operator
Cook Chicago Heights	Skyline Disposal Co. Inc. (Closed) 0310453006 (Certificate of Closure filed 1-11-01)	Skyline Disposal Co. Inc. Gary Blue 66 E. 24th St. Chicago Heights, IL 60411 708-754-5460	Skyline Disposal Co. Inc. Gary Blue 66 E. 24th St. Chicago Heights, IL 60411 708-754-5460
Cook Chicago	SRS North Lot (Active) 0316595045 (Associated with Shred-All Rec. Sys.)	E.L.K. Corporation Eugene Kohn 4230 S. Racine Ave. Chicago, IL 60609 773-523-1566	Shred-All Recycling Systems Inc. James Lanenga 2400 S. Loomis St. Chicago, IL 60608 312-492-0014
Cook Park Forest	Star Disposal Service Transfer Station (Active) 0314740001	Homewood Scavenger Service Inc. 17415 S. Ashland Ave. East Hazel Crest, IL 60429 708-798-1004	Homewood Scavenger Service Inc. 17415 S. Ashland Ave. East Hazel Crest, IL 60429 708-798-1004
Cook Stickney	Waste Mgt.-Metro/Stickney Transfer Station (Active) 0313000001	Waste Management of Illinois Inc. Dean Van der Baan 1411 Opus Place, Suite 400 Downers Grove, IL 60515 630-724-8400	Waste Management of Illinois Inc. Tim Kuerschner 3815 S. Laramie Ave. Stickney, IL 60650 708-656-5350 or 217-222-5031
Cook Wheeling	Waste Mgt.-Northwest/Wheeling Transfer Station (Active) 0313240004	Waste Management of Illinois Inc. Dean Van der Baan 1411 Opus Place, Suite 400 Downers Grove, IL 60515 630-724-8400	Waste Management of Illinois Inc. John Gerger 1021 E. Green St., P.O. Box 278 Franklin Park, IL 60131 847-520-0059 Ext. 16
Cook Alsip	Waste Mgt.-South Suburbs/Recycle America (Active, Now Closed) 0310030003 (Certified closed 7-15-03)	Waste Management of Illinois Inc. Dean Van der Baan 1411 Opus Place, Suite 400 Downers Grove, IL 60515 630-724-8400	Waste Management - Alsip Transfer Jeff Mack 11601 S. Austin Ave. Alsip, IL 60803 708-388-8855
Cook Forest View	West Cook Transfer Station (Active) 0310930005	Town and Country Transfer LLC Loretta F. Volini 6201 W. Canal Bank Road Forest View, IL 60402 708-458-9800	Heartland Recycling LLC Loretta F. Volini 6201 W. Canal Bank Road Forest View, IL 60402 708-458-9800
Cook Glenview	Wheeling Township Transfer Station (Active) 0310630059	Solid Waste Agency of Northern Cook Co. C. Brooke Beal 2700 Patriot Blvd., Ste. 110 Glenview, IL 60026 847-724-9205	Groot Industries Inc. Fred Folkerts 2500 Landmeier Road Elk Grove Village, IL 60007 847-734-6400
Cook Wilmette	Wilmette Village Yard (Active) 0313305030	Village of Wilmette Ken Kennedy 1200 Wilmette Ave. Wilmette, IL 60091-0400 847-251-2700	Village of Wilmette Ken Kennedy 1200 Wilmette Ave. Wilmette, IL 60091-0400 847-251-2700
Cook Winnetka	Winnetka Municipal Landscape Waste Transfer Facility (New) 0313330001 (Permitted to operate, 4-30-01)	Village of Winnetka, Public Works Steven Saunders 510 Green Bay Road Winnetka, IL 60093 847-501-6051	Village of Winnetka, Public Works Steven Saunders 510 Green Bay Road Winnetka, IL 60093 847-501-6051
DeWitt Clinton	Clinton Transfer Station (Inactive) 0398080006 (Inactive in 2001-2003)	Clinton Landfill Inc. Ron Edwards P.O. Box 9071 Peoria, IL 61612-9071 309-676-4893	Clinton Landfill Inc. Ron Edwards P.O. Box 9071 Peoria, IL 61612-9071 309-676-4893

County Municipality	Facility Identification No.	Owner	Operator
DuPage West Chicago	DuKane Transfer Facility (Active) 0430905819	Groot Industries Inc. Neil Andersen 2500 Landmeier Road Elk Grove Village, IL 60007 847-734-6400	Crown Recycling & Waste Services Inc. Neil Andersen 2500 Landmeier Road Elk Grove Village, IL 60007 847-734-6400
DuPage West Chicago	DuPage Yard Waste Transfer Station (Active) 0430905794 (New owner/operator, 11-01)	Midwest Compost LLC Charles J. Murphy 1195 W. Washington St. West Chicago, IL 60185 630-876-8900	Midwest Compost LLC Charles Murphy 1195 W. Washington St. West Chicago, IL 60185 630-876-8900
Edgar Paris	Paris Transfer Station (Active) 0458080003	City of Paris City Building Paris, IL 61944 217-465-7601	Ingrum Waste Disposal Scott Ingrum 501 Grandview Ave., P.O. Box 1088 Paris, IL 61944 217-465-3335
Henry Kewanee	Kewanee Solid Waste Transfer Station (Active) 0730650023	City of Kewanee Kip Spear 401 E. Third St. Kewanee, IL 61443 309-852-2611	City of Kewanee Kip Spear 401 E. Third St. Kewanee, IL 61443 309-852-2611
Jefferson Mt. Vernon	Mt. Vernon Transfer Station (Active) 0818100011	Republic Services Inc. Will Flower 110 S.E. 6th St., 28th Floor Ft. Lauderdale, FL 33301 954-769-2400	Continental Waste Industries of Illinois Inc. Gary Pearson 1540 Landfill Road DeSoto, IL 62924 618-867-2356
JoDaviess Elizabeth	Montgomery Trucking (Active) 0850155009	Montgomery Trucking 929 Fulton St. Galena, IL 61036 815-777-0672	Montgomery Trucking 929 Fulton St. Galena, IL 61036 815-777-0672
Kane Montgomery	Montgomery Landscape Waste Collection Site (Active) 0894690004	Village of Montgomery, Public Works Dept. Mike Pubentz 1300 S. Broadway Montgomery, IL 60538 630-896-1354	Village of Montgomery, Public Works Dept. Mike Pubentz 1300 S. Broadway Montgomery, IL 60538 630-896-1354
Kane Elburn	Waste Management-Elburn Transfer (Active) 0898030004 (AKA Speedway Disp. & Recyc.)	Waste Management of Illinois Inc. Doug Hopkins 1 N. 138 Linlar Dr. Elburn, IL 60119 630-232-4390	Waste Management of Illinois Inc. Doug Hopkins 1 N. 138 Linlar Dr. Elburn, IL 60119 630-232-4390
Kane South Elgin	Woodland RDF Landscape Waste Transfer Area (Active) 0894830005 (New loc. 5-22-02)	Oak Brook Bank, Trust #8-1735 Kathy Blumenthal or Adriana Rodek 1400 W. 16th St. Oak Brook, IL 60521 630-571-1050	Waste Management of Illinois Inc. Ian Johnson or Michael J. Wiersema 7 N. 500 Route 25, P.O. Box 364 South Elgin, IL 60177 630-232-7664
Kankakee Momence	Apollo Disposal Service Transfer Station (Active) 0910650003	Allied Waste Transportation Inc. Steven Smith 120 E. Industrial Dr. Momence, IL 60954 815-472-3332	Allied Waste Transportation Inc. Scott Evenhouse 120 E. Industrial Dr. Momence, IL 60954 815-472-3332
Kankakee Bradley	United Disposal of Bradley Transfer Station (Active) 0910200013	United Disposal of Bradley Inc. Mike Watson 1000 E. Liberty, P.O. Box 179 Bradley, IL 60915 815-933-0081	United Disposal of Bradley Inc. Mike Watson 1000 E. Liberty, P.O. Box 179 Bradley, IL 60915 815-933-0017

County Municipality	Facility Identification No.	Owner	Operator
Lake Lake Bluff	DK Transfer Station (Active) 0970750009 (Open, 10-1-02; new operator 8-18-03)	Scott Byron & Co. Scott Byron 30088 N. Skokie Hwy. Lake Bluff, IL 60044 847-689-0266	DK Organics LLC David Gorter 725 N. Skokie Highway, P.O. Box 412 Lake Bluff, IL 60044 847-234-5499
North Chicago	EMCO Special Waste Transfer Station (Now Closed) 0971255088 (Certified Closed, 10-1-02)	EMCO Chemical Distributors Inc. Jerry Fabian 9114 58th Place, Ste. 900 Kenosha, WI 53144 262-658-4000	EMCO Chemical Distributors Inc. Jerry Fabian 9114 58th Place, Ste. 900 Kenosha, WI 53144 262-658-4000
Lake Highland Park	Highland Park LSW Transfer Station (Active) 0970500007 (Open, 12-13-01; services only Highland Park)	City of Highland Park, Public Services Center Bob McCraren, Facilities Manager 1150 Half Day Road Highland Park, IL 60035 847-432-0807	City of Highland Park, Public Services Center Bob McCraren 1150 Half Day Road Highland Park, IL 60035 847-432-0807
Lake Lake Forest	Lake Forest Transfer Facility (Active) 0970805082 (New operator, 8-18-03; services only Lake Forest)	City of Lake Forest 220 E. Deer Path Lake Forest, IL 60045 847-615-4218	DK Organics LLC David Gorter 725 N. Skokie Highway, P.O. Box 412 Lake Bluff, IL 60044 847-234-5499
Lake Lake Bluff	Land Restoration Products Transfer Station (Active, Now Closed) 0970750013 (Closed, 1-15-03)	MBL Development Robert Lenzini 1950 Beverly Highland Park, IL 60035 847-634-9561	DK Recycling Systems Inc. Thomas Scheidt P.O. Box 412 Lake Bluff, IL 60044 847-234-5499
Lake Waukegan	Rocks-Ann Trucking Inc. (New) 0971900053 (Opened 6-30-03)	State Bank of the Lakes Carolyn J. Blanchette 400 Lake Street Antioch, IL 60002-1406 630-223-0414	Rocks-Ann Trucking Inc. Ann Slayton 3030 10th St. Waukegan, IL 60085 847-249-9120
Lake Zion	Zion Municipal Transfer Station (Active) 0972005048 (Opened, 8-27-01; services only Zion)	City of Zion, Public Works Dept. Ron Colangelo or Charlie Fisher 2828 Sheridan Road Zion, IL 60099 847-746-4054	City of Zion, Public Works Dept. Ron Colangelo or Charlie Fisher 2828 Sheridan Road Zion, IL 60099 847-746-4054
LaSalle Mendota	Mendota Solid Waste Transfer Station (Inactive) 0990550013 (Planned to close late summer 2004)	City of Mendota 607 Eighth Ave. Mendota, IL 61342 815-539-7459	Waste Management of Illinois Inc. Dean Van der Baan 1411 Opus Place, Suite 400 Downers Grove, IL 60525 630-724-8400
Lee Dixon	Lee Co. Landfill LSW Transfer Facility (Active) 1030205110 (Open, 4-26-02)	Lee County Landfill Inc. Steve Smith 13832 S. Kostner Crestwood, IL 60445 708-824-3060	Lee County Landfill Inc. Dave Geier 1214 S. Bataan Road Dixon, IL 61021 815-288-4607
Logan Lincoln	Area Disposal Transfer Station (Active) 1078160001	Area Disposal Co. Ron Edwards P.O. Box 9071 Peoria, IL 61612-9071 309-676-4893	Area Disposal Co. Ron Edwards P.O. Box 9071 Peoria, IL 61612-9071 309-676-4893
Macon Decatur	Macon County Composting Facility (LSW Transfer Station) (New) 1150150066 (Open 12-12-03)	Edward Larry Garver, Jr. 3455 N. Bearsdale Road Decatur, IL 62526 217-428-1039	Evans Recycling Inc. Rex D. Evans 1868 Midway Road Murrayville, IL 62668 217-882-2081

County Municipality	Facility Identification No.	Owner	Operator
Madison Bethalto	Bethalto Waste Transfer Facility (Active) 1190150006	Village of Bethalto, Public Works 213 N. Prairie Bethalto, IL 62010 618-377-8013	Village of Bethalto, Public Works 213 N. Prairie Bethalto, IL 62010 618-377-8013
Madison Granite City	Granite City Landscape Transfer (Active) 1190405136	City of Granite City, City Hall Rick Fancher 2000 Edison Ave. Granite City, IL 62040 618-452-6214	City of Granite City, Street Department Rick Fancher 2301 Adams St. Granite City, IL 62040 618-452-6222
Madison Edwardsville	Keller Excavating Transfer Station (New) 1190255081 (Open, 4-2-03)	Keller Construction Company Inc. Tom Lavelle/Dale V. Keller 13 Cougar Dr. Glen Carbon, IL 62034 618-656-0033	Keller Construction Company Inc. Tom Lavelle/Dale V. Keller 13 Cougar Dr. Glen Carbon, IL 62034 618-656-0033
Madison Granite City	Nameoki Township Transfer Station (Active) 1198130023	Nameoki Township Highway Department Otis O'Brien 4250 Highway 162 Granite City, IL 62040 618-931-1290	Nameoki Township Highway Department Otis O'Brien 4250 Highway 162 Granite City, IL 62040 618-931-1290
McHenry McHenry	Waste Mgt.-North/McHenry Transfer Station (Active) 1110605043	Waste Management of Illinois Inc. Norm Lewis 2233 W. Highway 173 Antioch, IL 60002 847-395-2020	Waste Management - North/McHenry Norm Lewis 1713 S. Route 31 McHenry, IL 60050 847-395-2020
McLean Bloomington	American Disposal Services of Bloomington Transfer Stn. (Active) 1138040002	American Disposal Services of Illinois Inc. Randy Salmich 4340 Acer Grove Dr., Suite B Springfield, IL 62707 217-787-6079	American Disposal Services of Illinois Inc. Dan Winters Rural Route #3, Box 145 Bloomington, IL 61704 309-827-8631
McLean Bloomington	Bloomington Bulk Transfer Station (Active) 1130200073	City of Bloomington, Public Service Department 109 E. Olive St., P.O. Box 3157 Bloomington, IL 61701 309-434-2220	City of Bloomington, Public Service Department 109 E. Olive St., P.O. Box 3157 Bloomington, IL 61701 309-434-2220
Moultrie Sullivan	Sullivan Transfer Station (Under Development) 1390300009 (Permit to operate not yet granted)	Allied Waste Transportation Inc. Rich Galloway P.O. Box 137 Charleston, IL 61920 217-345-7404	Allied Waste Transportation Inc. Rich Galloway P.O. Box 137 Charleston, IL 61920 217-345-7404
Peoria Brimfield	Peoria City/County Compost LSW Transfer Station (New) 1438165005 (Open, 12-2-02)	Joint City and County of Peoria Solid Waste Disposal Board Steve Van Winkle 419 Fulton Peoria, IL 61602 309-494-8800	Waste Management of Illinois Inc. Steve Harenberg 11501 W. Cottonwood Brimfield, IL 61517 309-565-4281
Peoria Peoria	Peoria Recycling and Transfer (Under Development) 1438075007 (To open in 2004)	Peoria Disposal Co. Ron Edwards 4700 N. Sterling Ave. Peoria, IL 61615 309-676-4893	Peoria Disposal Co. Ron Edwards 4700 N. Sterling Ave. Peoria, IL 61615 309-676-4893
Peoria Chillicothe	Wigand Recycling & Transfer Facility (Active) 1430205031	Wigand Disposal Co. Ron Edwards P.O. Box 9071 Peoria, IL 61612-9071 309-676-4893	Wigand Disposal Co. Ron Edwards P.O. Box 9071 Peoria, IL 61612-9071 309-676-4893

County Municipality	Facility Identification No.	Owner	Operator
Piatt Monticello	Monticello Transfer Station (Active) 1478040003	City of Monticello Floyd L. Allsop 210 N. Hamilton, P.O. Box 437 Monticello, IL 61856 217-762-2583	City of Monticello Floyd L. Allsop 210 N. Hamilton, P.O. Box 437 Monticello, IL 61856 217-762-2583
Randolph Sparta	Randolph County Transfer Station (Active) 1570600020	Larry Henderson 102 Patricia Lane Sparta, IL 62286 N/A	Continental Waste Industries of Illinois Inc. Gary Pearson 1540 Landfill Road DeSoto, IL 62924 618-867-2356
Sangamon Springfield	Waste Management/Springfield Transfer Station (Active) 1671200127	Waste Management of Illinois Inc. Roy Whittinghill 3000 E. Ash St. Springfield, IL 62703 217-523-5498 Ext. 102	Waste Management of Illinois Inc. Roy Whittinghill 3000 E. Ash St. Springfield, IL 62703 217-523-5498 Ext. 102
Shelby Shelbyville	Shelbyville Disposal Service Transfer Station (Active) 1738170003	Shelbyville Disposal Service Inc. Marsha L. Grubb West Route 16, P.O. Box 143 Shelbyville, IL 62565 217-774-5625	Shelbyville Disposal Service Inc. Marsha L. Grubb West Route 16, P.O. Box 143 Shelbyville, IL 62565 217-774-5625
St. Clair Cahokia	Midwest Waste Industrial Inc. (Under Development) 1630200019	Midwest Land Development Corp. Patrick Heraty 3950 Mississippi Ave. Cahokia, IL 62206 618-337-6455	Midwest Waste RDF Inc. Patrick Heraty 3950 Mississippi Ave. Cahokia, IL 62206 618-337-6455
Warren Monmouth	Monmouth Municipal Transfer Station (Active) 1878080001	City of Monmouth Andrew Jackson 100 E. Broadway Monmouth, IL 61462 309-734-2141	City of Monmouth Andrew Jackson 100 E. Broadway Monmouth, IL 61462 309-734-2141
Will Rockdale	Banner - Western Transfer & Recycling Center (Active) 1970850012	Waste Management of Illinois Inc. Dean Van der Baan 1411 Opus Place, Suite 400 Downers Grove, IL 60515 630-724-8400	Waste Management of Illinois Inc. Pat McDowell 2100 Moen Ave. Rockdale, IL 60436 815-773-1166
Will Joliet	Citiwaste Transfer Station (Active) 1978093002	Citiwaste Inc. 808 S. Joliet St. Joliet, IL 60436 815-723-3200	Citiwaste Inc. 808 S. Joliet St. Joliet, IL 60436 815-723-3200
Will Bolingbrook	E.C. Rizzi & Assoc. (Active) 1974155082	Joan Tameling 7500 S. Madison St. Willowbrook, IL 60521 630-323-7171	E.C. Rizzi & Assoc. Inc. 31 W. 310 Schoger Drive Naperville, IL 60564 630-898-3333
Will Romeoville	Land & Lakes/Willow Ranch Transfer Station (New) 1978030003 (Opened 5-22-03)	LaSalle Bank National Association Dorothy Denning 2355 S. Arlington Heights Road Arlington Heights, IL 60005 N/A	Land and Lakes Yard Waste Reclamation Inc. James J. Cowhey, Jr. 123 N. Northwest Hwy., P.O. Box 778 Park Ridge, IL 60068 847-825-5000
Will Joliet	Waste Management-Joliet Transfer Station (Active) 1970450096 (AKA CDT Transfer MRF)	Waste Management of Illinois Inc. Pat McDowell 2100 Moen Ave. Rockdale, IL 60634 815-773-1166	Waste Management of Illinois Inc. Pat McDowell 2100 Moen Ave. Rockdale, IL 60436 815-773-1166

County Municipality	Facility Identification No.	Owner	Operator
Will Romeoville	Willow Ranch Composting Inc. Landscape Waste Transfer Facility (New) 1970100001 (New, 5-23-03)	LaSalle Bank National Association Dorothy Denning 2355 S. Arlington Heights Road Arlington Heights, IL 60005 N/A	Land and Lakes Yard Waste Reclamation Inc. James J. Cowhey, Jr. 123 N. Northwest Hwy., P.O. Box 778 Park Ridge, IL 60068 847-825-5000
Williamson Marion	Ashalex Recycling C & D Transfer Station (Under Development) 1990555107 (Operating permit, 6-8-04)	McVicker Farms Jim McVicker 111 S. McVicker Dr. Energy, IL 62933 618-942-3880	McVicker Excavating Inc. Jim McVicker 111 S. McVicker Dr. Energy, IL 62933 618-942-3880
Williamson Herrin	Herrin Solid Waste Transfer Station (Active) 1990400014 (New operator 4-22-04)	City of Herrin Victor M. Ritter, Mayor 300 N. Park Ave. Herrin, IL 62948 618-942-6166	Allied Waste Transportation Inc. Ken Miller 716 Skyline Drive Marion, IL 62959 618-997-9561
Williamson Marion	Marion Transfer Station (Active) 1998560011	City of Marion 100 Tower Square Plaza Marion, IL 62959 618-997-2592	Continental Waste Industries of Illinois Inc. Gary Pearson 1540 Landfill Road DeSoto, IL 62924 618-867-2356
Winnebago Roscoe	Waste Management/Rockford Transfer Station (Active) 2010400008	Waste Management of Wisconsin Inc. West 124 North, 8925 Boundary Road Menomonee Falls, WI 53051 262-251-4000	Waste Management of Wisconsin Inc. Carol Casey Kubley 13125 N. 2nd St. Roscoe, IL 61073 815-389-6180

**Solid Waste
Transfer Stations
Ranked by
Waste Received**

2003

Transfer Station Name	Municipality	County	Tons	Tons Per Day ¹	Rank	Remarks	Page
DuKane Transfer Facility	West Chicago	DuPage	518,053	1,733	1		R2.37
Onyx Wst. Svs./Melrose Park Trans.	Melrose Park	Cook	505,000	1,942	2		R2.64
Groot Industries/Chicago TS	Chicago	Cook	502,161	1,931	3		R2.45
Ravenswood Disposal Service TS	Chicago	Cook	355,430	0	4		R2.67
Waste Mgt.-Northwest/Wheeling TS	Wheeling	Cook	344,813	1,326	5		R2.81
ARC Disposal & Recycling	Mt. Prospect	Cook	331,741	1,084	6		R2.25
Waste Mgt.-Metro/Stickney TS	Stickney	Cook	315,477	1,008	7		R2.79
Wheeling Township Transfer Stn.	Glenview	Cook	302,504	1,164	8		R2.84
West Cook Transfer Station	Forest View	Cook	275,000	1,100	9		R2.83
Rolling Meadows Trans. Stn.	Rolling Meadows	Cook	254,320	850	10		R2.71
Groot Industries/McCook TS	McCook	Cook	195,411	752	11		R2.46
Waste Management-Joliet TS	Joliet	Will	188,748	640	12	AKA CDT Transfer	R2.78
Waste Mgt.-So. Suburbs/Rec. Am.	Alsip	Cook	169,566	652	13	Certified closed 7-15-03	R2.82
Waste Management/Springfield TS	Springfield	Sangamon	165,000	500	14		R5.13
Banner-Western Trans. & Recyc.	Rockdale	Will	153,238	563	15		R2.26
Onyx Wst. Svs./Northbrook Transfer	Northbrook	Cook	130,000	500	16		R2.65
Waste Management-Elburn	Elburn	Kane	107,572	0	17	AKA Speedway Disp.	R2.77
Waste Management/Rockford TS	Roscoe	Winnebago	76,362	294	18		R1.19
MDI Environmental Systems TS	Lanark	Carroll	49,000	190	19		R1.14
Citiwaste Transfer Station	Joliet	Will	46,244	178	20		R2.31
Marion Transfer Station	Marion	Williamson	32,928	115	21		R7.13
D & L Disposal Trans. Stn.	Greenville	Bond	30,471	117	22		R6.12
Randolph County Trans. Stn.	Sparta	Randolph	29,614	103	23		R6.17
Mt. Vernon Transfer Station	Mt. Vernon	Jefferson	27,328	95	24		R7.14
Apollo Disposal Service TS	Momence	Kankakee	23,220	90	25		R2.24
CID Transfer Station	Chicago	Cook	22,462	46	26	New name 5-20-04	R2.30
Princeton Solid Waste Trans. Stn.	Princeton	Bureau	19,781	72	27	New Op. for 2004	R1.17
American Wood Recycling TS	Hoffman Estates	Cook	18,692	87	28		R2.23
Harvey Transfer Station	Harvey	Cook	12,500	50	29	New, 3-26-02	R2.47
DK Transfer Station	Lake Bluff	Lake	11,189	0	30	New operator 8-18-03	R2.36
Kewanee Solid Waste Trans. Stn.	Kewanee	Henry	10,050	41	31		R3.14
Wilmette Village Yard	Wilmette	Cook	9,800	245	32		R2.86
Waste Transfer & Mat'l. Recovery	Champaign	Champaign	8,000	31	33		R4.22
Onyx Wst. Svs./Evanston Trans.	Evanston	Cook	5,000	750	34		R2.63
Peoria City/Co. Comp. LSW TS	Brimfield	Peoria	3,400	12	35	Open, 12-2-02	R3.16
Monmouth Municipal Trans. Stn.	Monmouth	Warren	2,175	9	36		R3.15
Glencoe Water Tower Site	Glencoe	Cook	1,909	0	37	Open, 9-26-02	R2.41
Monticello Transfer Station	Monticello	Piatt	1,400	0	38		R4.18
Zion Municipal Trans. Stn.	Zion	Lake	1,289	0	39	Opened, 8-27-01	R2.89
Lee Co. LF LSW TF	Dixon	Lee	1,073	4	40	Open, 4-26-02	R1.13
Waste Mgt.-North/McHenry TS	McHenry	McHenry	160	0	41		R2.80
Keller Excavating TS	Edwardsville	Madison	104	0	42	Open, 4-2-03	R6.14
Highland Park LSW Trans. Stn.	Highland Park	Lake	50	1	43	Open, 12-13-01	R2.48
Nameoki Township Transfer Station	Granite City	Madison	20	0	44		R6.16
34th Street Mat'l. Recov. & Recyc.	Chicago	Cook	N/A	N/A	N/A	New operator, 2-15-03	R2.22
American Disp. Serv. TS	Bloomington	McLean	N/A	N/A	N/A		R4.14
Area Disposal Transfer Station	Lincoln	Logan	N/A	N/A	N/A		R5.10

Transfer Station Name	Municipality	County	Tons	Tons Per Day ¹	Rank	Remarks	Page
Best Lawns Trans. Stn.	Streamwood	Cook	N/A	N/A	N/A		R2.27
Bethalto Waste Transfer Facility	Bethalto	Madison	N/A	N/A	N/A		R6.11
Bloomington Bulk Transfer Station	Bloomington	McLean	N/A	N/A	N/A		R4.15
C & L LSW Trans. Stn.	Chicago Heights	Cook	N/A	N/A	N/A		R2.28
Calumet Transfer Station	Chicago	Cook	N/A	N/A	N/A	AKA Liberty Waste	R2.29
City Waste Transfer	Chicago	Cook	N/A	N/A	N/A	AKA United Transfer	R2.32
Cloverleaf Farms Transfer	Elgin	Cook	N/A	N/A	N/A	Open, 4-24-01	R2.33
D & D Loop Transfer-Lafin	Chicago	Cook	N/A	N/A	N/A	AKA Loop Transfer-Lafin	R2.34
Des Plaines LSW Trans. Stn.	Des Plaines	Cook	N/A	N/A	N/A		R2.35
DuPage Yard Waste Trans. Stn.	West Chicago	DuPage	N/A	N/A	N/A	New O/O, 11-01	R2.38
E.C. Rizzi & Assoc.	Bolingbrook	Will	N/A	N/A	N/A		R2.39
Evans Recycling Inc.	Quincy	Adams	N/A	N/A	N/A	Open, 3-21-03	R5.11
Granite City Landscape Transfer	Granite City	Madison	N/A	N/A	N/A		R6.13
Groen Waste Services/Crestwood TS	Crestwood	Cook	N/A	N/A	N/A		R2.44
Herrin Solid Waste Trans. Stn.	Herrin	Williamson	N/A	N/A	N/A	New operator 4-22-04	R7.12
Homewood Scavenger Service TS	East Hazel Crest	Cook	N/A	N/A	N/A		R2.49
Hooker Street TS	Chicago	Cook	N/A	N/A	N/A	New name 4-13-04	R2.50
JKS Ventures Inc.	Melrose Park	Cook	N/A	N/A	N/A		R2.51
Kucera Disposal Company	Cicero	Cook	N/A	N/A	N/A		R2.52
Lake Forest Transfer Facility	Lake Forest	Lake	N/A	N/A	N/A	New operator, 8-18-03	R2.53
Land & Lakes/Willow Ranch TS	Romeoville	Will	N/A	N/A	N/A	Opened 5-22-03	R2.54
Liberty Waste/McCook Trans. Stn.	McCook	Cook	N/A	N/A	N/A		R2.56
Loop Transfer - 64th Street	Chicago	Cook	N/A	N/A	N/A		R2.57
Macon County Composting	Decatur	Macon	N/A	N/A	N/A	Open 12-12-03	R4.17
Medill Mat'l. Recov. & Recyc.	Chicago	Cook	N/A	N/A	N/A	New operator 5-22-03	R2.58
Midtown Transfer	Chicago	Cook	N/A	N/A	N/A	Formerly BFI -Midtown	R2.59
Montgomery Landscape Wst. Coll.	Montgomery	Kane	N/A	N/A	N/A		R2.60
Montgomery Trucking	Elizabeth	JoDavie	N/A	N/A	N/A		R1.16
Mr. K's Garden & Mat'l. Center TS	Park Ridge	Cook	N/A	N/A	N/A		R2.61
Northwest Mat'l. Recov. & Recyc.	Chicago	Cook	N/A	N/A	N/A	New operator, 2-15-03	R2.62
Paris Transfer Station	Paris	Edgar	N/A	N/A	N/A		R4.19
Planet Recovery Transfer Station	Chicago	Cook	N/A	N/A	N/A	New building, 11-13-02	R2.66
River Bend Prairie Recyc. & Trans.	Chicago	Cook	N/A	N/A	N/A	AKA Land & Lakes TS	R2.68
Riverdale Recycling	Riverdale	Cook	N/A	N/A	N/A		R2.69
Rocks-Ann Trucking Inc.	Waukegan	Lake	N/A	N/A	N/A	Opened 6-30-03	R2.70
Savanna Solid Waste Trans. Stn.	Savanna	Carroll	N/A	N/A	N/A		R1.18
Shelbyville Disposal Service TS	Shelbyville	Shelby	N/A	N/A	N/A		R4.20
Shred-All Recycling Systems TS	Chicago	Cook	N/A	N/A	N/A	Assoc. with SRS	R2.72
SRS North Lot	Chicago	Cook	N/A	N/A	N/A	Assoc. with Shred-All	R2.74
Star Disposal Service TS	Park Forest	Cook	N/A	N/A	N/A		R2.75
United Disposal of Bradley TS	Bradley	Kankakee	N/A	N/A	N/A		R2.76
Wigand Recycl. & Trans. Facility	Chillicothe	Peoria	N/A	N/A	N/A		R3.18
Willow Ranch Composting Inc.	Romeoville	Will	N/A	N/A	N/A	New, 5-23-03	R2.85
Winnetka Municipal LSW Trans.	Winnetka	Cook	N/A	N/A	N/A	Permitted to op., 4-30-01	R2.87
Woodland RDF LSW Trans.	South Elgin	Kane	N/A	N/A	N/A	New loc. 5-22-02	R2.88
Totals			5,258,255	18,275			

¹ Based upon 261 operating days per year

N/A = Did not voluntarily report the amount accepted in 2003

Landscape Waste Compost Facilities

Appendices H, I & J



Grass clippings and leaves generated at the State Capitol complex are hauled to a property on Dirksen Parkway in Springfield near to the Secretary of State's Headquarters, to be processed into compost.

**Landscape Waste
Compost Facility
Owners and Operators
Alphabetic by Facility**

Compost Facility Name	Municipality	Owner	Operator	Status	Page
Ashalex Recycling Compost Site	Marion	McVicker Farms	McVicker Excavating Inc.	UD	R7.15
BFI Modern Landfill	Belleville	BFI Wst. Stms. of N. America Inc. ¹	St. Louis Composting Inc.	A	R6.18
Brickyard Disp. & Recy. Compost	Danville	Brickyard Disposal & Recycling Inc. ¹	City of Danville	A	R4.23
CDT Landfill Corp.	Joliet	CDT Landfill Corp.	CDT Landfill Corp.	A	R2.90
Centralia Landscape & Waste Recyc.	Centralia	City of Centralia, Public Works	City of Centralia, Public Works	A	R6.19
Chicago Botanic Garden ^a	Glencoe	Cook County Forest Preserve Dist.	Chicago Botanic Garden	IA	R2.91
CID RDF #4 Compost Facility	Chicago	Waste Management of Illinois Inc. ²	Waste Management of Illinois Inc. ²	C	R2.92
Coles County Landfill ^b	Charleston	Environmental Reclamation Co. ¹	Environmental Reclamation Co. ¹	C	R4.24
Cottonwood Hills Compost Fac.	Marissa	Waste Management of Illinois Inc. ²	Waste Management of Illinois Inc. ²	UD	R6.20
Crystal Lake Composting	Crystal Lake	City of Crystal Lake, Engineering Dept.	City of Crystal Lake, Engineering Dept.	A	R2.93
D & L Landfill ^c	Greenville	D & L Landfill Inc.	D & L Landfill Inc.	IA	R6.21
DeKalb County Landfill	DeKalb	Waste Management of Illinois Inc. ²	Waste Management of Illinois Inc. ²	A	R1.20
Des Plaines Compost Fac. ^d	Des Plaines	City of Des Plaines	City of DesPlaines, Public Works	IA	R2.94
Dirksen Parkway Compost Facility	Springfield	Secretary of State, Physical Services	Secretary of State, Physical Services	A	R5.14
Dixon/GROP Landfill #2 ^e	Dixon	City of Dixon	Allied Waste Industries of Illinois ¹	IA	R1.21
DK-Lake Bluff	Lake Bluff	Village of Lake Bluff	DK Organics LLC	A	R2.95
Elgin Compost Facility	Elgin	City of Elgin	City of Elgin	C	R2.96
Envirofil Compost Facility	Macomb	Envirofil Inc.	Envirofil Inc.	IA	R3.19
Freeport Municipal Landfill #4 ^f	Freeport	City of Freeport	City of Freeport	IA	R1.22
Fulton County Landfill #2 Composting ^g	Cuba	Fulton County	Fulton County, Public Works Dept.	IA	R3.20
Green Organics Inc.	Bristol	Aurora Blacktop Inc.	Green Organics Inc.	A	R2.97
Harbor View Compost Facility #1 & #2	Chicago	Stony Island Reclamation Company	Land and Lakes Yd. Wst. Reclamation ³	IA	R2.98
Hazel Crest Composting	Hazel Crest	Village of Hazel Crest	Village of Hazel Crest	A	R2.99
James Park Leaf Compost	Evanston	City of Evanston	City of Evanston	A	R2.100
Joyce Farms Recycling Inc.	Essex	Home Star Bank, Land Trust #883	Joyce Farms Recycling Inc.	A	R2.101
Knox County Landfill Compost Site	Wataga	Knox County Landfill Committee Dept.	Knox County Landfill Committee Dept.	A	R3.21
Lake Bluff Municipal #2 Compost Fac.	Lake Bluff	Village of Lake Bluff	DK Organics LLC	A	R2.102
Lake Forest Recycling Center	Lake Forest	City of Lake Forest	DK Organics LLC	A	R2.103
Land & Lakes #1 & #2	Chicago	MCM Land Co.	Land and Lakes Yd. Wst. Reclamation ³	IA	R2.104
Land & Lakes Wheeling	Deerfield	Prairie Recreational Development Inc.	Land and Lakes Yd. Wst. Reclamation ³	A	R2.105
Land & Lakes/Willow Ranch	Romeoville	LaSalle Bank National Association	Land and Lakes Yd. Wst. Reclamation ³	A	R2.106
LDK Compost ^h	Lake Bluff	MBL Development	DK Recycling Systems Inc.	C	R2.107
LHF Compost Inc.	Peoria	Anna L. Pille	LHF Compost Inc.	N/A	R3.22
Macon County Composting Facility	Decatur	Edward Larry Garver, Jr.	Evans Recycling Inc.	A	R4.25
Milam RDF	East St. Louis	Waste Management of Illinois Inc. ²	Waste Management of Illinois Inc. ²	A	R6.22
Monmouth Municipal	Monmouth	City of Monmouth, Public Works	City of Monmouth, Public Works	A	R3.23
Nashville Municipal	Nashville	City of Nashville	City of Nashville	A	R6.23
New Earth	Carterville	Joseph Groskind	Joseph Groskind	A	R7.16
Onyx Valley View Landfill	Decatur	Onyx Valley View Landfill Inc. ⁴	Onyx Valley View Landfill Inc. ⁴	IA	R4.26
Pekin Composting Facility	Pekin	D. J. Mahoney Inc.	City of Pekin	A	R3.24
Peoria City/Co. LF #1 Compost Site	Brimfield	City of Peoria/County of Peoria	Waste Management of Illinois Inc. ²	A	R3.25
Peru Municipal Landfill #2	Peru	City of Peru	City of Peru	A	R1.23
Quincy Compost Facility ⁱ	Quincy	City of Quincy	City of Quincy	IA	R5.15
River Bend Prairie ^j	Dolton	Land & Lakes Yd. Wst. Reclamation ³	Land & Lakes Co.	IA	R2.108
Rockford Composting/Cherry Valley	Cherry Valley	City of Rockford, Public Works Dept.	Rock River Disposal Services Inc.	A	R1.24

Compost Facility Name	Municipality	Owner	Operator	Status	Page
Rockford Composting/Rockford	Rockford	Woodcycle Inc.	Woodcycle Inc.	A	R1.25
Roxana Landfill Compost Site	Roxana	Laidlaw Waste Systems Inc. ¹	Laidlaw Waste Systems Inc. ¹	A	R6.24
Salem Municipal Landfill #2	Salem	City of Salem, Public Works	City of Salem, Public Works	A	R6.25
Sangamon One	Springfield	City of Springfield	City of Springfield	C	R5.16
South Chain of Rocks RDF-Phase 2 ^k	Granite City	Waste Management of Illinois Inc. ²	Waste Management of Illinois Inc. ²	C	R6.26
Starlight Drive-in Compost Facility	Kankakee	City of Kankakee, Public Works	City of Kankakee, Public Works	A	R2.109
States Land Improve. LSW Proc.	Ottawa	States Land Improvement Corp. ¹	States Land Improvement Corp. ¹	A	R1.26
Thelen Sand & Gravel #1	Antioch	Thelen Sand & Gravel	Thelen Sand & Gravel	A	R2.110
Upper Rock Island County Landfill	East Moline	Upper Rock Island County Landfill ¹	Upper Rock Island County Landfill ¹	A	R3.26
Urbana Municipal Landscape Recyc.	Urbana	City of Urbana, Public Works Dept.	City of Urbana, Public Works Dept.	A	R4.27
Van Drunen Farms	Momence	Edward Van Drunen	Edward Van Drunen	A	R2.111
Waukegan LSW Compost Facility ¹	Waukegan	City of Waukegan, Public Works	City of Waukegan, Public Works	N	R2.112
Willow Ranch Composting Facility	Romeoville	LaSalle Bank National Association	Land and Lakes Yd. Wst. Reclamation ³	A	R2.113
Winnetka Municipal	Winnetka	Village of Winnetka Public Works	Village of Winnetka Public Works	IA	R2.114

¹ A subsidiary of Allied Waste Industries Inc.

² A subsidiary of Waste Management Inc. Midwest

³ An affiliate of Land and Lakes Co.

⁴ An affiliate of Onyx Waste Services Inc., which is a subsidiary of Veolia Environnement, France

Footnotes

- a. Site closed in 2003, Certificate of Closure approved 7-7-03.
- b. Now closed in 2003.
- c. Letter of closure submitted 4-27-04
- d. Certified closed as of 4-9-03
- e. Certificate of closure approved 4-22-03
- f. Certified closed as of 1-04
- g. Certified closed 8-4-03
- h. Site closed in Oct. 2002; Certificate of Closure issued 1-31-03.
- i. Certificate of Closure issued 7-30-03.
- j. Certified closed 3-10-03
- k. Certificate of Closure issued 3-6-02 & 4-17-02.
- l. Open, 4-28-03

Status: A = Active C = Closed EP = Expired Permit IA = Inactive UD = Site has permit but has not been developed

**Landscape Waste
Compost Facility
Owners and Operators
Alphabetic by County**

County Municipality	Facility Identification No.	Owner	Operator
Adams Quincy	Quincy Compost Facility (Inactive, Now Closed) 0010650038 (Cert. of Closure issued 7-30-03)	City of Quincy Rod Davis 730 Maine St., Suite 215 Quincy, IL 62301 217-430-9535	City of Quincy Rod Davis 730 Maine St., Suite 215 Quincy, IL 62301 217-430-9535
Bond Greenville	D & L Landfill Compost Facility (Inactive, Now Closed) 0050050007 (Letter of closure 4-27-04)	D & L Landfill Inc. Lee Roy McCray 825 Willard St., Rural Route 3 Greenville, IL 62246 618-664-2587	D & L Landfill Inc. Lee Roy McCray 825 Willard St., Rural Route 3 Greenville, IL 62246 618-664-2587
Champaign Urbana	Urbana Municipal Landscape Recycling Center 0198270001	City of Urbana, Public Works Dept. Michael J. Brunk 706 S. Glover Ave. Urbana, IL 61802-4427 217-384-2393	City of Urbana, Public Works Dept. Michael J. Brunk 706 S. Glover Ave. Urbana, IL 61802-4427 217-384-2393
Coles Charleston	Coles County Landfill Compost Facility (Closed) 0298050007 (Discontinued accepting waste in 2002)	Environmental Reclamation Co. Randy Salmich P.O. Box 137 Charleston, IL 61920 217-345-7404	Environmental Reclamation Co. Rich Galloway P.O. Box 137 Charleston, IL 61920 217-345-7404
Cook Glencoe	Chicago Botanic Garden (Inactive, Now Closed) 0310990003 (Certified closed, 7-7-03)	Cook County Forest Preserve Dist. 536 N. Harlem Ave. River Forest, IL 60305 847-835-8300	Chicago Botanic Garden Tom Nissly P.O. Box 400 Glencoe, IL 60022 847-835-8300
Cook Chicago	CID RDF #4 Compost Facility (Closed) 0310390001 (Certified closed 5-11-01)	Waste Management of Illinois Inc. Scott Combis 138th & Interstate St. Calumet City, IL 60409 773-646-3099	Waste Management of Illinois Inc. Scott Combis P.O. Box 1309 Calumet City, IL 60409 773-646-3099
Cook Des Plaines	Des Plaines Compost Facility (Inactive, Now Closed) 0310630003 (Certified closed as of 4-9-03)	City of Des Plaines Mayor 1420 Miner St. Des Plaines, IL 60016 847-391-5300	City of Des Plaines, Public Works Matt Dusckett 1111 Joseph Schwab Road Des Plaines, IL 60016 847-391-5464
Cook Chicago	Harbor View Compost Facility #1 & #2 (Inactive) 0316000034 (Inactive in 2003)	Stony Island Reclamation Company James Cowhey Jr. 123 N. Northwest Highway, P.O. Box 778 Park Ridge, IL 60068 847-825-5000	Land and Lakes Yard Waste Reclamation, Inc. James J. Cowhey, Jr. 123 N. Northwest Highway, P.O. Box 778 Park Ridge, IL 60068-0778 847-825-5000
Cook Hazel Crest	Hazel Crest Composting (Active) 0311170002 (Permit renewed 5-11-04)	Village of Hazel Crest Robert L. Palmer 3000 W. 170th Place Hazel Crest, IL 60429 708-335-9600	Village of Hazel Crest Timothy G. Fassnacht 3000 W. 170th Place Hazel Crest, IL 60429 708-335-9600

County Municipality	Facility Identification No.	Owner	Operator
Cook Evanston	James Park Leaf Compost (Active) 0310810013	City of Evanston David Jennings 2100 Ridge Ave. Evanston, IL 60201 847-328-2100	City of Evanston David Jennings 2020 Asbury Ave. Evanston, IL 60201 847-866-2922
Cook Chicago	Land & Lakes #1 & #2 Compost Facility (Inactive, Now Active) 0316000005 (Inactive in 2001 to first half of 2003)	MCM Land Co. James Cowhey, Jr. 123 N. Northwest Highway, P.O. Box 778 Park Ridge, IL 60068 847-825-5000	Land and Lakes Yard Waste Reclamation, Inc. James J. Cowhey, Jr. 123 N. Northwest Highway, P.O. Box 778 Park Ridge, IL 60068-0778 847-825-5000
Cook Dolton	River Bend Prairie Compost Facility (Inactive, Now closed) 0310690003 (Certified closed 3-10-03)	Land & Lakes Yard Waste Reclamation Inc. James J. Cowhey, Jr. 123 N. Northwest Highway, P.O. Box 778 Park Ridge, IL 60068 708-720-7028	Land & Lakes Co. James J. Cowhey, Jr. 123 N. Northwest Highway, P.O. Box 778 Park Ridge, IL 60068 708-720-7028
Cook Winnetka	Winnetka Municipal Landfill Compost Facility (Inactive) 0313330001	Village of Winnetka Public Works Steven M. Saunders 510 Green Bay Road Winnetka, IL 60093 847-501-6000 Ext. 3534	Village of Winnetka Public Works Steven M. Saunders 510 Green Bay Road Winnetka, IL 60093 847-501-6000 Ext. 3534
DeKalb DeKalb	DeKalb County Landfill Compost Facility (Active) 0378020001	Waste Management of Illinois Inc. Dale Hoekstra 18370 Somonauk Road DeKalb, IL 60115-8738 815-758-6906	Waste Management of Illinois Inc. Dale Hoekstra 18370 Somonauk Road DeKalb, IL 60115-8738 815-758-6906
Fulton Cuba	Fulton County Landfill #2 Composting Facility (Inactive, Now Closed) 0578200003 (Cert. of Closure 8-4-03)	Fulton County 100 N. Main St. Lewistown, IL 61542 309-647-0351	Fulton County, Public Works Dept. Samuel C. Swickard 430 E. Oak St. Canton, IL 61520-3155 309-785-5123
Kane Elgin	Elgin Compost Facility (Closed) 0894380047 (Cert. closed 11-7-01)	City of Elgin Tish Powell 150 Dexter Court Elgin, IL 60120 847-931-5980	City of Elgin Tish Powell 150 Dexter Court Elgin, IL 60120 847-931-5980
Kankakee Essex	Joyce Farms Recycling Inc. (Active) 0910355001	Home Star Bank, Land Trust #883 Kathryn Fritz 308 Section Line Road Manteno, IL 60950 815-468-2265	Joyce Farms Recycling Inc. Patrick J. Joyce P.O. Box 129 Essex, IL 60935 815-426-2133
Kankakee Kankakee	Starlight Drive-in Compost Facility 0918045001	City of Kankakee, Public Works Leroy Smith 401 W. Oak St. Kankakee, IL 60901 815-933-8472	City of Kankakee, Public Works Leroy Smith 401 W. Oak St. Kankakee, IL 60901 815-933-8472
Kankakee Momence	Van Drunen Farms (New) 0910655024 (New, 9-29-03)	Edward Van Drunen 214 Mechanic Street Momence, IL 60954 815-472-3080	Edward Van Drunen 214 Mechanic Street Momence, IL 60954 815-472-3080

County Municipality	Facility Identification No.	Owner	Operator
Kendall Bristol	Green Organics Inc. 0938010005	Aurora Blacktop Inc. David Leifheit 1065 Sand Ave. Montgomery, IL 60538 630-892-9389	Green Organics Inc. Joe Mazza 290 S. Main Place Carol Stream, IL 60188-2476 630-588-0993
Knox Wataga	Knox County Landfill Compost Site 0950600001 (Permit renewed on 11-26-03)	Knox County Landfill Committee Dept. Larry Larson 1361 W. Fremont St. Galesburg, IL 61401 309-341-0901	Knox County Landfill Committee Dept. Larry Larson 1361 W. Fremont St. Galesburg, IL 61401 309-341-0901
Lake Lake Bluff	DK-Lake Bluff (Active) 0970750012 (New operator as of 5-1-03)	Village of Lake Bluff Kent S. Street 40 E. Center Ave. Lake Bluff, IL 60044 847-234-0774	DK Organics LLC Tom Scheidt 725 N. Skokie Highway Lake Bluff, IL 60044 847-234-5499
Lake Lake Bluff	Lake Bluff Municipal #2 Compost Facility (Active) 0970750002 (New operator as of 5-1-03)	Village of Lake Bluff Kent S. Street 40 E. Center Ave. Lake Bluff, IL 60044 847-234-0774	DK Organics LLC Tom Scheidt 725 N. Skokie Highway Lake Bluff, IL 60044 847-234-5499
Lake Lake Forest	Lake Forest Recycling & Compost Center (Active) 0970800005 (New operator as of 5-1-03)	City of Lake Forest Tom Naatz 220 E. Deer Path Lake Forest, IL 60045 847-615-4218	DK Organics LLC Tom Scheidt 725 N. Skokie Highway Lake Bluff, IL 60044 847-234-5499
Lake Deerfield	Land & Lakes/Wheeling 0978120004 (AKA Land & Lakes #5)	Prairie Recreational Development Inc. James J. Cowhey, Jr. 123 N. Northwest Highway, P.O. Box 778 Park Ridge, IL 60068 847-825-5000	Land and Lakes Yard Waste Reclamation, Inc. James J. Cowhey, Jr. 123 N. Northwest Highway, P.O. Box 778 Park Ridge, IL 60068-0778 847-825-5000
Lake Lake Bluff	LDK Compost (Closed) 0971250014 (Site closed 10-02; Cert. closed 1-31-03)	MBL Development L. Robert Lenzini 200 Industrial Drive Lincolnshire, IL 60069 847-634-9561	DK Recycling Systems Inc. Thomas R. Scheidt 21 N. Skokie Hwy. 105 Lake Bluff, IL 60044 847-234-5499
Lake Waukegan	Waukegan Landscape Waste Compost Facility (New) 0971905407 (New, 4-28-03)	City of Waukegan, Dept. of Public Works Thomas Hagerty 1700 McAree Road Waukegan, IL 60085 847-360-0944	City of Waukegan, Dept. of Public Works Thomas Hagerty 1700 McAree Road Waukegan, IL 60085 847-360-0944
LaSalle Peru	Peru Municipal Landfill #2 Compost Facility (Active) 0990850002	City of Peru Stephen L. Kowalczyk 1727 4th Street Peru, IL 61354 815-223-2962	City of Peru Stephen L. Kowalczyk 1727 4th Street Peru, IL 61354 815-223-2962

County Municipality	Facility Identification No.	Owner	Operator
LaSalle Ottawa	States Land Improvement LSW Processing and Composting Facility (Active) 0990800040	States Land Improvement Corp. Paul DeGroot P.O. Box 520 Ottawa, IL 61350 815-434-1808	States Land Improvement Corp. Mark Dykema P.O. Box 520 Ottawa, IL 61350 815-434-1808
Lee Dixon	Dixon/GROP Landfill #2 Compost Facility (Inactive, Now Closed) 1038010002 (Certificate of Closure 4-22-03)	City of Dixon Roy Bridgeman 121 W. Second St. Dixon, IL 61021 815-288-1485	Allied Waste Industries of Illinois Steve Smith 13832 Kostner Ave. Crestwood, IL 60445 708-824-3060
Macon Decatur	Macon County Composting Facility (Inactive, Now Active) 1150150066 (New operator in 12-12-03)	Edward Larry Garver, Jr. 3455 N. Bearsdale Rd. Decatur, IL 62526 217-428-1039	Evans Recycling Inc. Rex D. Evans 1868 Midway Road Murrayville, IL 62668 217-882-2081
Macon Decatur	Onyx Valley View Landfill Compost Facility (Inactive, Expired Permit) 1158040008 (Permit expired)	Onyx Valley View Landfill Inc. Chris Peters 1363 Bear Road Decatur, IL 62522 217-963-2976	Onyx Valley View Landfill Inc. Chris Peters 1363 Bear Road Decatur, IL 62522 217-963-2976
Madison Roxana	Roxana Landfill Compost Site 1190250011 (Permit renewed 10-2-03. Expansion appr. 3-8-04)	Laidlaw Waste Systems Inc. Jay Ross 4600 Cahokia Creek Road, P.O. Box 97 Roxana, IL 62084 618-656-6912	Laidlaw Waste Systems Inc. Jay Ross 4600 Cahokia Creek Road, P.O. Box 97 Roxana, IL 62084 618-656-6912
Madison Granite City	South Chain of Rocks RDF-Phase 2 Compost Facility (Closed) 1198010002 (Cert. closed 3-6-02 & 4-17-02)	Waste Management of Illinois Inc. Ernest Dennison 601 Madison Road East St. Louis, IL 62201 618-271-6788 Ext. 122	Waste Management of Illinois Inc. Ernest H. Dennison 601 Madison Road East St. Louis, IL 62201 618-271-6788 Ext. 122
Marion Centralia	Centralia Landscape & Waste Recycling (Active, Now Inactive) 1218020012 (Closure pending)	City of Centralia, Public Works Shirley Jones 222 S. Poplar St. Centralia, IL 62801 618-533-7640	City of Centralia, Public Works Shirley Jones 222 S. Poplar St. Centralia, IL 62801 618-533-7640
Marion Salem	Salem Municipal Landfill #2 Compost Facility 1218130007 (Renewal issued 6-15-04)	City of Salem, Public Works John Pruden 101 S. Broadway Salem, IL 62881 618-548-2222 Ext. 232	City of Salem, Public Works John Pruden 101 S. Broadway Salem, IL 62881 618-548-2222 Ext. 232
McDonough Macomb	Envirofil Compost Facility (Inactive) 1098100003 (Permit expired 7-23-03)	Environfil Inc. Steve Harenberg 13998 E. 1400th St.-A Macomb, IL 61455 309-833-4779	Environfil Inc. Steve Harenberg 13998 E. 1400th St.-A Macomb, IL 61455 309-833-4779

County Municipality	Facility Identification No.	Owner	Operator
McHenry Crystal Lake	Crystal Lake Composting (Active) 1110150034	City of Crystal Lake, Engineering Dept. Clyde F. Wakefield P.O. Box 597 Crystal Lake, IL 60039-0597 815-459-2020	City of Crystal Lake, Engineering Dept. Clyde F. Wakefield P.O. Box 597 Crystal Lake, IL 60039-0597 815-459-2020
McHenry Antioch	Thelen Sand & Gravel #1 1114200001	Thelen Sand & Gravel Steve Thelen 28955 W. Route 173-B Antioch, IL 60002 847-395-3313	Thelen Sand & Gravel Steve Thelen 28955 W. Route 173-B Antioch, IL 60002 847-395-3313
Peoria Peoria	LHF Compost Inc. 1430655530 (Open, 6-24-02; mod. permit to an organic compost fac.)	Anna L. Pille 11510 W. Grub Rd. Mapleton, IL 61547 309-565-4826	LHF Compost Inc. Paul Rosenbohm 8412 W. Middle Rd. Peoria, IL 61547 309-697-0963
Peoria Brimfield	Peoria City/County Landfill #1 Compost Site 1438165005 (New operator in 2001)	City of Peoria/County of Peoria Joint Solid Waste Disposal Facility Board Stephen VanWinkle 419 Fulton St., Room 307 Peoria, IL 61602 309-494-8800	Waste Management of Illinois Inc. Steven R. Harenberg 11501 W. Cottonwood Road Brimfield, IL 61517 309-694-8772
Rock Island East Moline	Upper Rock Island County Landfill Compost Site #2 1618100014 (New operating permit issued 11-1-02)	Upper Rock Island County Landfill David Geier 17201 20th Ave., P.O. Box 159 East Moline, IL 61244 309-496-2396	Upper Rock Island County Landfill David Geier 17201 20th Ave., P.O. Box 159 East Moline, IL 61244 309-496-2396
Sangamon Springfield	Dirksen Parkway Compost Facility 1671200110 (Permit renewal pending)	Secretary of State, Physical Services Dave Rusciollelli Room 189, Howlett Building Springfield, IL 62756 217-782-6530	Secretary of State, Physical Services Dave Rusciollelli 107 1/2 E. Monroe Springfield, IL 62756 217-782-6530
Sangamon Springfield	Sangamon One (Closed) 1671200134 (Certificate of Closure 8-22-01)	City of Springfield Jim Reinhart Rm. 100 Municipal Bldg. Springfield, IL 62701 217-789-2255	City of Springfield Jim Reinhart Rm. 100 Municipal Bldg. Springfield, IL 62701 217-789-2255
St. Clair Belleville	BFI Modern Landfill Compost Facility Site #2 (Inactive, Now Active) 1630100022 (Re-activated, 10-20-03 & new operator)	BFI Waste Systems of N. America Inc. Tim Curry 3521 Centerville Ave. Belleville, IL 62223 618-656-6912	St. Louis Composting Inc. Patrick Geraty, President 39 Old Elam Ave. Valley Park, MO 63088 636-861-3344
St. Clair Marissa	Cottonwood Hills Compost Facility (Under Development) 1630755017 (Expected to open Fall 2004)	Waste Management of Illinois Inc. Ernest Dennison 601 Madison Road East St. Louis, IL 62201 618-271-6788 Ext. 122	Waste Management of Illinois Inc. Ernest H. Dennison 601 Madison Road East St. Louis, IL 62201 618-271-6788 Ext. 122

County Municipality	Facility Identification No.	Owner	Operator
St. Clair East St. Louis	Milam RDF Compost Facility Site #3 1630450001	Waste Management of Illinois Inc. Ernest Dennison 601 Madison Road East St. Louis, IL 62201 618-271-6788 Ext. 122	Waste Management of Illinois Inc. Ernest H. Dennison 601 Madison Road East St. Louis, IL 62201 618-271-6788 Ext. 122
Stephenson Freeport	Freeport Municipal Landfill #4 Compost Facility (Inactive, Now Closed) 1770200015 (Certified closed 1-9-04)	City of Freeport Reggie Taylor 230 W. Stephenson St. Freeport, IL 61032 815-235-8221	City of Freeport Reggie Taylor 230 W. Stephenson St. Freeport, IL 61032 815-235-8221
Tazewell Pekin	Pekin Composting Facility 1790600019 (Renewal pending)	D. J. Mahoney Inc. Jerry Mahoney 14379 Illinois Route 29 Pekin, IL 61554 309-347-7166	City of Pekin Lyn Howard 111 S. Capitol St. Pekin, IL 61554 309-477-2300
Vermilion Danville	Brickyard Disposal & Recycling Compost Facility 1838040029	Brickyard Disposal & Recycling Inc. Larry Shilling P.O. Box 985 Danville, IL 61834-0985 217-442-8139	City of Danville Timothy R. Smiley 17 W. Main St. Danville, IL 61832 217-431-2287
Warren Monmouth	Monmouth Municipal 1878080001 (Permit renewed 1-27-04)	City of Monmouth, Public Works Andrew Jackson 100 E. Broadway Monmouth, IL 61462 309-734-2141	City of Monmouth, Public Works Andrew Jackson 100 E. Broadway Monmouth, IL 61462 309-734-2141
Washington Nashville	Nashville Municipal Compost Facility 1890300009 (Permit renewed on 8-6-02)	City of Nashville Mayor Raymond Kolweier 190 N. East Court St. Nashville, IL 62263 618-327-5058	City of Nashville Tom McFeron 190 N. East Court St. Nashville, IL 62263 618-327-8918
Will Joliet	CDT Landfill Compost Facility (Active) 1978170005	CDT Landfill Corp. Dan Geiss 2851 Mound Road Joliet, IL 60436 815-741-0736	CDT Landfill Corp. Dan Geiss 2851 Mound Road Joliet, IL 60436 815-741-0736
Will Romeoville	Land & Lakes/Willow Ranch Compost Facility 1978030003	LaSalle Bank National Association, Trust #2624-EG Dorothy Denning 2355 S. Arlington Heights Road Arlington Heights, IL 60005 847-545-5480	Land and Lakes Yard Waste Reclamation, Inc. James J. Cowhey, Jr. 123 N. Northwest Highway, P.O. Box 778 Park Ridge, IL 60068-0778 847-825-5000
Will Romeoville	Willow Ranch Composting Facility 1970100001	LaSalle Bank National Association, Trust #2624-EG Dorothy Denning 2355 S. Arlington Heights Road Arlington Heights, IL 60005 847-545-5480	Land and Lakes Yard Waste Reclamation, Inc. James J. Cowhey, Jr. 123 N. Northwest Highway, P.O. Box 778 Park Ridge, IL 60068-0778 847-825-5000

County Municipality	Facility Identification No.	Owner	Operator
Williamson Marion	Ashalex Recycling Compost Site (Under Development) 1990555107 (Operating permit application withdrawn 5-24-04)	McVicker Farms Jim McVicker 111 S. McVicker Dr. Energy, IL 62933 618-942-3880	McVicker Excavating Inc. Jim McVicker 111 S. McVicker Dr. Energy, IL 62933 618-942-3880
Williamson Carterville	New Earth 1998520006 (Permit renewal 7-30-03)	Joseph Groskind 11189 Samuel Road Carterville, IL 62918 618-985-5007	Joseph Groskind 11189 Samuel Road Carterville, IL 62918 618-985-5007
Winnebago Cherry Valley	Rockford Composting Facility/Cherry Valley (Active) 2010301128	City of Rockford Douglas P. Scott 425 E. State St. Rockford, IL 61104 815-967-6737	Rock River Disposal Services Inc. Tom Hilbert 5450 Wansford Way, Ste. 201B Rockford, IL 61109 815-381-5646
Winnebago Rockford	Rockford Composting/Rockford (Active) 2010300109 (New owner/operator & name, 2003)	Woodcycle Inc. IL dba Rockford Composting Inc. Robert Markam 111 E. 3rd St., Ste. 515 Davenport, IA 52801 563-322-1783	Woodcycle Inc. IL dba Rockford Composting Inc. Robert Markman 111 E. 3rd St., Ste. 515 Davenport, IA 52801 563-322-1783

**Landscape Waste
Compost Facilities
Ranked by
Waste Received**

2003

Compost Facility Name	Municipality	County	Tons/Year	Rank	Remarks	Page
Thelen Sand & Gravel #1	Antioch	McHenry	44,616	1		R2.110
Joyce Farms Recycling Inc.	Essex	Kankakee	43,109	2		R2.101
Green Organics Inc.	Bristol	Kendall	31,533	3		R2.97
CDT Landfill Corp.	Joliet	Will	29,035	4		R2.90
Land & Lakes/Wheeling	Deerfield	Lake	28,562	5	AKA Land & Lakes #5	R2.105
Milam RDF	East St. Louis	St. Clair	26,690	6		R6.22
Rockford Composting/Cherry Valley	Cherry Valley	Winnebago	22,630	7		R1.24
Land & Lakes/Willow Ranch	Romeoville	Will	19,799	8		R2.106
DeKalb County Landfill	DeKalb	DeKalb	18,410	9		R1.20
Peoria City/Co. LF #1 Compost Site	Brimfield	Peoria	12,761	10	New operator in 2001	R3.25
Urbana Municipal Landscape Recycling	Urbana	Champaign	10,985	11		R4.27
Macon County Composting Facility	Decatur	Macon	9,280	12	New operator 12-12-03	R4.25
Roxana Landfill Compost Site	Roxana	Madison	8,368	13	Permit renewed 10-2-03	R6.24
BFI Modern Landfill	Belleville	St. Clair	8,346	14	Re-activated, 10-20-03	R6.18
Willow Ranch Composting Facility	Romeoville	Will	6,600	15		R2.113
Lake Forest Recycling Center	Lake Forest	Lake	4,405	16	New operator as 5-1-03	R2.103
Land & Lakes #1 & #2	Chicago	Cook	4,157	17	Inactive 2001 to 2003	R2.104
Knox County Landfill Compost Site	Wataga	Knox	3,555	18	Permit renewal 11-26-03	R3.21
Rockford Composting/Rockford	Rockford	Winnebago	3,226	19	New O/O & name, 2003	R1.25
Van Drunen Farms	Momence	Kankakee	3,200	20	New, 9-29-03	R2.111
Crystal Lake Composting	Crystal Lake	McHenry	3,122	21		R2.93
Monmouth Municipal	Monmouth	Warren	2,810	22	Permit renewed 1-27-04	R3.23
Waukegan LSW Compost Facility	Waukegan	Lake	2,731	23	New, 4-28-03	R2.112
Upper Rock Island County Landfill	East Moline	Rock Island	2,427	24	New op. permit 11-1-02	R3.26
Starlight Drive-in Compost Facility	Kankakee	Kankakee	2,278	25		R2.109
James Park Leaf Compost	Evanston	Cook	2,211	26		R2.100
Pekin Composting Facility	Pekin	Tazewell	1,854	27	Renewal pending	R3.24
States Land Improve. LSW Processing	Ottawa	LaSalle	1,580	28		R1.26
Brickyard Disp. & Recy. Compost Facility	Danville	Vermilion	1,565	29		R4.23
New Earth	Cartersville	Williamson	1,557	30	Permit renewal 7-30-03	R7.16
Peru Municipal Landfill #2	Peru	LaSalle	1,279	31		R1.23
Centralia Landscape & Waste Recycling	Centralia	Marion	1,278	32	Closure pending	R6.19
DK-Lake Bluff	Lake Bluff	Lake	801	33	New operator as 5-1-03	R2.95
Salem Municipal Landfill #2	Salem	Marion	737	34	Renewal issued 6-15-04	R6.25
Lake Bluff Municipal #2 Compost Fac.	Lake Bluff	Lake	701	35	New operator as 5-1-03	R2.102
Nashville Municipal	Nashville	Washington	355	36	Permit renewed 8-6-02	R6.23
Dirksen Parkway Compost Facility	Springfield	Sangamon	15	37	Permit renewal pending	R5.14
Hazel Crest Composting	Hazel Crest	Cook	3	38	Permit renewed 5-11-04	R2.99
Total			366,571			
Average			9,647			

Solid Waste Planning & Recycling

Appendices K, L & M



Children and their parents may recycle household paper, cardboard, and plastic at drop-off recycling centers like Springfield's Lake Area Recycling Center on weekdays or weekends.

**Contact List for
Solid Waste Planning
And Recycling
Alphabetic by County**

County	Organization	Contact	Phone	
Adams	Adams County Health Department	Mr. Leonard Schnellbecker	217-222-8440	Ext. 132
Alexander	Southern Five Regional Planning Commission	Ms. Susan Snow	618-634-2284	
Bond	Bond County Health Department	Mr. Tom Melvin	618-664-1442	Ext. 149
Boone	Boone County Government	Mr. Kenneth Terrinoni	815-547-4770	
Brown	Two Rivers Regional Council of Public Officials	Vacant	217-224-8171	Ext. 309
Bureau	Bureau County Courthouse	Ms. Kristine Donarski	815-875-2077	
Calhoun	Calhoun County	Mr. Vince Tepen	618-576-2666	
Carroll	JoDaviess/Carroll County Solid Waste Agency	Mr. Paul Hartman	815-273-2251	
Cass	Two Rivers Regional Council of Public Officials	Vacant	217-224-8171	Ext. 309
Champaign	Champaign County Administrator Services	Ms. Debra Busey	217-384-3776	
Christian	Christian Co. Solid Waste Management Dept.	Mr. Joe Stepping	217-287-2334	
Clark	Clark County Health Department	Ms. Cathy Hayden	217-382-4207	
Clay	Clay County Health Department	Mr. Bill Jay Bruce	618-662-4406	
Clinton	Clinton County Health Department	Mr. Mike McMillan	618-594-2723	
Coles	Coles Co. Reg. Planning and Devel. Commission	Mr. Jeff Lahr	217-348-0521	
Cook	Cook Co. Dept. of Environmental Control	Mr. Raymond Akers Jr.	312-603-8217	
	Chicago Department of Streets and Sanitation	Mr. Christopher Sauve	312-744-4616	
	South Suburban Mayors and Managers Assoc.	Mr. Marcus Arnold	708-206-1155	
	Solid Waste Agency of Northern Cook County	Mr. C. Brooke Beal	847-724-9205	
	West Cook County Solid Waste Agency	Vacant	708-450-0100	Ext. 249
Crawford	Ambraw Valley Solid Waste Management Agency	Mr. Richard A. (Dick) Ralston	618-544-7045	
Cumberland	Cumberland County Health Department	Ms. Janet Stierwalt	217-849-3211	
DeKalb	DeKalb County Health Department	Ms. Patricia Dashney	815-748-2451	
DeWitt	DeWitt County Courthouse	Mr. Andrew L. Killam	217-935-8391	
Douglas	Douglas County Health Department	Ms. Amanda Minor	217-253-4137	
DuPage	DuPage County Dept. of Dvpt. and Envl. Concerns	Ms. Joy Hinz	630-682-6753	
Edgar	Edgar County Health Dept.	Ms. Shannon Robison	217-465-2212	Ext. 238
Edwards	Edwards County Solid Waste Mgt.	Ms. Becky Alka	618-445-2818	
Effingham	Effingham County Health Department	Ms. Donna Overbeck	217-342-9237	
Fayette	Fayette County Health Department	Mr. Rodney Schultz	618-283-1044	
Ford	Ford County Board	Mr. Gene May	217-304-1381	
Franklin	Franklin County Courthouse	Mr. Keith Ward	618-439-4038	
Fulton	Fulton County Health Department	Ms. Rita Wilkinson	309-647-1134	Ext. 241
Gallatin	Egyptian Health Department	Mr. Danny January	618-273-3326	Ext. 455
Greene	Greene County Board	Mr. Joseph Nord	217-942-5443	
Grundy	Grundy County Office of Solid Waste Mgt.	Mr. Dean Reed	815-941-3214	
Hamilton	Hamilton County Courthouse	Ms. Lovella Craddock	618-643-2721	
Hancock	Hancock County Courthouse	Mr. Kenneth Nudd	217-453-6502	
Hardin	Hardin County Government	Ms. Mary Ellen Denton	618-287-2551	
Henderson	Henderson County Courthouse	Mr. John Carrier	309-867-2780	
Henry	Henry County Zoning/Building Office	Mr. William J. Philhower	309-937-3419	
Iroquois	Iroquois County Administrative Center	Mr. Brian Martell	815-683-2905	
Jackson	Jackson County Health Department	Mr. Bart Hagston	618-684-3143	Ext. 136
Jasper	Jasper County Highway Department	Mr. Richard Patterson	618-783-2915	
Jefferson	Jefferson County Health Department	Mr. Gary Ashby	618-244-7134	
Jersey	Jersey County Administrative Offices	Mr. David Isringhausen	618-498-5571	Ext. 145
JoDaviess	JoDaviess/Carroll County Solid Waste Agency	Mr. Paul Hartman	815-273-2251	
Johnson	Southern Five Regional Planning Commission	Ms. Susan Snow	618-634-2284	
Kane	Kane County Dept. of Environmental Mgt.	Mr. Gary Mielke	630-208-3841	
Kankakee	Kankakee County Planning Dept.	Ms. Donna Shehane	815-937-2940	Ext. 230
Kendall	Kendall County	Mr. Marlin Hartman	815-467-9201	
Knox	Knox County Landfill Department	Mr. Larry Larson	309-341-0901	
Lake	Solid Waste Agency of Lake County	Mr. Peter Adrian	847-336-9340	Ext. 3
LaSalle	LaSalle County Environmental Services & Development	Mr. Michael E. Harsted	815-434-8666	
Lawrence	Ambraw Valley Solid Waste Management Agency	Mr. Richard A. (Dick) Ralston	618-544-7045	

County	Organization	Contact	Phone
Lee	Lee County	Mr. David Anderson	815-284-1164
Livingston	Livingston County Zoning Department	Mr. Charles T. (Chuck) Schopp	815-844-7741
Logan	Logan County Joint Solid Waste Agency	Ms. Mitzi Rohlfs	217-732-9636
Macon	Macon County Solid Waste Management Dept.	Mr. Luis Perez, III	217-425-4512
Macoupin	Macoupin County	Mr. Richard Lounsbury	217-854-3717
Madison	Madison County Planning and Development	Ms. Denise McClearey	618-692-6200 Ext. 4666
Marion	Marion County Courthouse	Mr. Steve Bailey	618-548-3400
Marshall	Three County Recycling Program	Ms. Cassie Jeffery	815-875-3396
Mason	Two Rivers Regional Council of Public Officials	Vacant	217-224-8171 Ext. 309
Massac	Southern Five Regional Planning Commission	Ms. Susan Snow	618-634-2284
McDonough	Western Illinois Regional Council	Mr. Chad Braatz	309-837-3941
McHenry	McHenry County Planning & Development	Ms. Jean H. Niemann	815-334-4560
McLean	Ecology Action Center	Ms. Michelle Covi	309-454-3169
Menard	Menard County	Mr. Stephen T. Rozanski	217-632-5123
Mercer	Western Illinois Regional Council	Mr. Chad Braatz	309-837-3941
Monroe	Monroe-Randolph Bi-County Health Department	Mr. John Wagner	618-939-3871 Ext. 13
Montgomery	Montgomery Co. Coordinated Services Office	Ms. Christine Daniels	217-532-9577
Morgan	Morgan County Courthouse	Mr. Virgil Smith	217-243-4711
Moultrie	Moultrie County Health Dept.	Ms. Angie Hogan	217-728-4114
Ogle	Ogle Co. Solid Waste Management Dept.	Mr. Steve Rypkema	815-732-4020
Peoria	Peoria County SW Management	Ms. Karen Raitel	309-672-6932
Perry	Perry County Government Building	Mr. Danny Wildermuth	618-357-5144
Piatt	Piatt County Board	Mr. William John Lyons	217-578-3142
Pike	Pike County Cooperative Extension Service	Ms. Marianne M. Adams	217-285-5543
Pope	Pope County Courthouse	Mr. Larry Richards	618-683-8101
Pulaski	Southern Five Regional Planning Commission	Ms. Susan Snow	618-634-2284
Putnam	Three County Recycling Program	Ms. Cassie Jeffery	815-875-3396
Randolph	Randolph County	Mr. Mike Springston	618-443-4127
Richland	Ambraw Valley Solid Waste Management Agency	Mr. Richard A. (Dick) Ralston	618-544-7045
Rock Island	Rock Island County Solid Waste Mgt. Agency (RICWMA)	Mr. Mike Boesen	309-788-8925
Saline	Egyptian Health Department	Mr. Danny January	618-273-3326 Ext. 455
Sangamon	Sangamon County Department of Public Health	Ms. Natalie Albers	217-535-3100
Schuyler	Two Rivers Regional Council of Public Officials	Vacant	217-224-8171 Ext. 309
Scott	Two Rivers Regional Council of Public Officials	Vacant	217-224-8171 Ext. 309
Shelby	Shelby County Board	Mr. George Frazier	217-774-4534
St. Clair	St. Clair County Health Department	Mr. Greg James	618-233-7769
Stark	Three County Recycling Program	Ms. Cassie Jeffery	815-875-3396
Stephenson	Stephenson County Solid Waste Dept.	Mr. Chris L. Isbell	815-235-7497
Tazewell	Tazewell County Health Department	Mr. Ray Corey	309-925-5511 Ext. 226
Union	Southern Five Regional Planning Commission	Ms. Susan Snow	618-634-2284
Vermilion	Vermilion County Health Department	Ms. Lynn Wolgamot	217-431-2662 Ext. 249
Wabash	Wabash County Health Department	Ms. Marina Sample	618-263-3873
Warren	Western Illinois Regional Council	Mr. Chad Braatz	309-837-3941
Washington	Washington County Health Department	Ms. Jamie L. Guymon	618-327-3644
Wayne	Wayne County Health Department	Mr. Clark Griffith	618-842-5166
White	Egyptian Health Department	Mr. Danny January	618-273-3326 Ext. 455
Whiteside	Whiteside County Public Works Dept.	Mr. Peter A. Petrowsky	815-772-7651
Will	Will Co. Land Use Dept.	Mr. Dean Olson	815-774-7891
Williamson	Williamson County Courthouse	Ms. Saundra Jent	618-997-1301 Ext. 100
Winnebago	Winnebago County Administration Building	Mr. Steve Chapman	815-987-2590
Woodford	Association for the Developmentally Disabled (ADDWC)	Ms. Lisa Meads	309-467-3015

**Adoption Dates
And Updates for
Solid Waste
Management Plans
Alphabetic by County**

County	Organization	Original Plan		Five Year Plan Update	
		Adopted	Readopted	Due Date	Completed
Adams	Adams County Health Department	1-13-93	8-10-93	8-10-98	No
Alexander	Southern Five Regional Planning Commission	4-20-94	9-20-94	9-20-99	No
Bond	Bond County Health Department	2-7-95	1-2-96	1-2-01	2-7-01
Boone	Boone County Government	2-23-95		2-23-00	12-10-01
Brown	Two Rivers Regional Council of Public Officials	2-14-95	9-11-95	9-11-00	9-8-00
Bureau	Bureau County Courthouse	6-13-95		6-13-00	6-13-00
Calhoun	Calhoun County	6-6-96		6-6-01	4-5-01
Carroll	JoDaviess/Carroll County Solid Waste Agency	2-16-95		2-16-00	2-16-00
Cass	Two Rivers Regional Council of Public Officials	2-27-95	9-11-95	9-11-00	9-8-00
Champaign	Champaign County Administrator Services	2-19-91		2-19-96	11-19-96
Christian	Christian Co. Solid Waste Management Dept.	7-12-94	10-11-94	10-11-99	10-12-00
Clark	Clark County Health Department	7-12-96		7-12-01	1-11-02
Clay	Clay County Health Department	7-9-96		7-9-01	07-02-03
Clinton	Clinton County Health Department	3-20-95	1-15-96	1-15-01	8-1-01
Coles	Coles Co. Reg. Planning and Devel. Commission	7-9-96		7-9-01	No
Cook	Cook Co. Dept. of Environmental Control	5-7-96		5-7-00	10-6-00
	Chicago Department of Streets and Sanitation	3-25-92		3-25-97	12-1-97
	South Suburban Mayors and Managers Assoc.	5-2-91		N/A	N/A
	Solid Waste Agency of Northern Cook County	4-10-91		N/A	N/A
	West Cook County Solid Waste Agency	6-18-92	9-17-92	6-18-97	5-3-00
Crawford	Ambraw Valley Solid Waste Management Agency	1-13-95	10-13-95	10-13-00	10-6-00
Cumberland	Cumberland County Health Department	7-9-96		7-9-01	No
DeKalb	DeKalb County Health Department	3-15-95		3-15-00	4-19-00
DeWitt	DeWitt County Courthouse	1-12-95	9-14-95	9-14-00	5-17-01
Douglas	Douglas County Health Department	1-17-95	9-20-95	9-20-00	1-17-01
DuPage	DuPage County Dept. of Dvpt. and Envl. Concerns	2-26-91		2-26-96	11-12-96
Edgar	Edgar County Health Dept.	7-17-96		7-17-01	No
Edwards	Edwards County Solid Waste Mgt.	6-3-96		6-3-01	5-29-01
Effingham	Effingham County Health Department	12-19-94		12-19-99	12-22-99
Fayette	Fayette County Health Department	12-13-94		12-13-99	12-3-99
Ford	Ford County Board	1-17-95	9-12-95	9-12-00	No
Franklin	Franklin County Courthouse	8-20-95		8-20-00	11-20-01
Fulton	Fulton County Health Department	7-9-96		7-9-01	7-13-01
Gallatin	Egyptian Health Department	7-13-95		7-13-00	11-9-00
Greene	Greene County Board	6-12-96		6-12-01	12-6-01
Grundy	Grundy County Office of Solid Waste Mgt.	11-10-92	6-15-93	6-15-98	6-9-98
Hamilton	Hamilton County Courthouse	No	No	No	No
Hancock	Hancock County Courthouse	7-17-91		7-17-96	No
Hardin	Hardin County Government	4-20-94	9-6-94	9-6-99	3-17-99
Henderson	Henderson County Courthouse	9-13-94		9-13-99	4-4-00
Henry	Henry County Zoning/Building Office	10-13-92		10-13-97	5-12-98
Iroquois	Iroquois County Administrative Center	12-10-91		12-10-96	4-8-97
Jackson	Jackson County Health Department	8-14-96		8-14-01	8-8-01
Jasper	Jasper County Highway Department	12-14-94		12-14-99	10-5-99
Jefferson	Jefferson County Health Department	8-12-96		8-12-01	12-10-01
Jersey	Jersey County Administrative Offices	6-11-96		6-11-01	No
JoDaviess	JoDaviess/Carroll County Solid Waste Agency	2-14-95		2-14-00	2-16-00
Johnson	Southern Five Regional Planning Commission	4-20-94	9-9-94	9-9-99	No
Kane	Kane County Dept. of Environmental Mgt.	11-10-92		11-10-97	3-10-98
Kankakee	Kankakee County Planning Dept.	10-12-93	8-8-95	8-8-00	8-1-00
Kendall	Kendall County	5-16-95		5-16-00	7-00
Knox	Knox County Landfill Department	6-19-96		6-19-01	11-21-01
Lake	Solid Waste Agency of Lake County	9-12-89	9-1-91	9-1-96	9-13-94
LaSalle	LaSalle County Environmental Services and Development	11-7-91		11-7-96	11-7-96

County	Organization	Original Plan		Five Year Plan Update	
		Adopted	Readopted	Due Date	Completed
Lawrence	Ambraw Valley Solid Waste Management Agency	1-11-95	10-11-95	10-11-00	10-6-00
Lee	Lee County	8-18-93	9-18-93	9-18-98	10-20-98
Livingston	Livingston County Zoning Department	11-8-94		11-8-99	10-14-99
Logan	Logan County Joint Solid Waste Agency	1-17-95	9-19-95	9-19-00	9-19-00
Macon	Macon County Solid Waste Management Dept.	2-13-91		2-13-96	4-11-96
Macoupin	Macoupin County	6-10-96		6-10-01	5-14-02
Madison	Madison County Planning and Development	6-20-90	4-29-91	4-29-96	4-29-96
Marion	Marion County Courthouse	12-13-94		12-13-99	8-14-01
Marshall	Three County Recycling Program	6-8-95		6-8-00	6-8-00
Mason	Two Rivers Regional Council of Public Officials	2-14-95	10-10-95	10-10-00	9-8-00
Massac	Southern Five Regional Planning Commission	4-20-94	9-6-94	9-6-99	12-10-01
McDonough	Western Illinois Regional Council	2-14-95		2-14-00	4-12-00
McHenry	McHenry County Planning & Development	8-20-91		8-20-96	11-18-97
McLean	Ecology Action Center	10-15-91	10-20-92	10-20-97	12-16-97
Menard	Menard County	2-28-95		2-28-00	3-6-00
Mercer	Western Illinois Regional Council	2-15-95		2-15-00	5-9-00
Monroe	Monroe-Randolph Bi-County Health Department	6-20-90	4-29-91	4-29-96	7-16-96
Montgomery	Montgomery Co. Coordinated Services Office	6-11-96		6-11-01	1-9-02
Morgan	Morgan County Courthouse	2-14-95	9-25-95	9-25-00	9-25-00
Moultrie	Moultrie County Health Dept.	7-9-96		7-9-01	No
Ogle	Ogle Co. Solid Waste Management Dept.	11-17-92	6-15-93	6-15-98	6-16-98
Peoria	Peoria County SW Management	5-13-91	6-11-91	6-11-96	5-3-96
Perry	Perry County Government Building	8-27-96		8-27-01	11-27-01
Piatt	Piatt County Board	1-17-95	9-19-95	9-19-00	5-5-04
Pike	Pike County Cooperative Extension Service	2-17-95	9-26-95	9-26-00	9-8-00
Pope	Pope County Courthouse	4-20-94	9-6-94	9-6-99	5-25-01
Pulaski	Southern Five Regional Planning Commission	4-20-94	9-6-94	9-6-99	No
Putnam	Three County Recycling Program	6-12-95		6-12-00	6-12-00
Randolph	Randolph County	2-27-95	1-16-96	1-16-01	10-25-01
Richland	Ambraw Valley Solid Waste Management Agency	1-10-95	10-10-95	10-10-00	10-6-00
Rock Island	Rock Island County Solid Waste Mgt. Agency (RICWMA)	2-19-91		2-19-96	1-23-96
Saline	Egyptian Health Department	7-20-95		7-20-00	10-19-00
Sangamon	Sangamon County Department of Public Health	2-5-91	7-9-91	7-9-96	8-13-96
Schuyler	Two Rivers Regional Council of Public Officials	2-13-95	9-11-95	9-11-00	9-8-00
Scott	Two Rivers Regional Council of Public Officials	2-6-95	9-18-95	9-18-00	9-8-00
Shelby	Shelby County Board	7-10-96		7-10-01	04-19-04
St. Clair	St. Clair Co. Health Dept.	6-20-90	4-29-91	4-29-96	4-29-96
Stark	Three County Recycling Program	6-13-95		6-13-00	6-13-00
Stephenson	Stephenson County Solid Waste Dept.	11-9-94		11-9-99	10-12-99
Tazewell	Tazewell County Health Department	3-27-91	8-28-91	8-28-96	8-28-96
Union	Southern Five Regional Planning Commission	4-20-94	9-7-94	9-7-99	9-20-99
Vermilion	Vermilion County Health Department	11-15-94		11-15-99	10-12-99
Wabash	Wabash County Health Department	6-3-96		6-3-01	6-18-01
Warren	Western Illinois Regional Council	3-6-95		3-6-00	4-12-00
Washington	Washington County Health Department	3-14-95	3-5-96	3-5-01	5-13-01
Wayne	Wayne County Health Department	6-13-96		6-13-01	6-12-01
White	Egyptian Health Department	7-19-95		7-19-00	11-14-00
Whiteside	Whiteside County Public Works Dept.	9-18-91		9-18-96	11-19-96
Will	Will Co. Land Use Dept.	1-17-91		1-17-96	11-16-95
Williamson	Williamson County Courthouse	8-29-96		8-29-01	No
Winnebago	Winnebago County Administration Building	2-28-91		2-28-96	2-22-96
Woodford	Association for the Developmentally Disabled (ADDWC)	7-12-94	11-14-95	11-14-00	12-12-00

County	Organization	Ten Year Plan Update		Fifteen Year Plan Update	
		Due Date	Completed	Due Date	Completed
Adams	Adams County Health Department	8-10-03	No		
Alexander	Southern Five Regional Planning Commission	9-20-04			
Bond	Bond County Health Department	2-7-06			
Boone	Boone County Government	12-10-06			
Brown	Two Rivers Regional Council of Public Officials	9-8-05			
Bureau	Bureau County Courthouse	6-13-05			
Calhoun	Calhoun County	4-5-06			
Carroll	JoDavieess/Carroll County Solid Waste Agency	2-16-05			
Cass	Two Rivers Regional Council of Public Officials	9-8-05			
Champaign	Champaign County Administrator Services	11-19-01	1-23-02	1-23-07	
Christian	Christian Co. Solid Waste Management Dept.	10-12-05			
Clark	Clark County Health Department	1-11-07			
Clay	Clay County Health Department	07-02-08			
Clinton	Clinton County Health Department	8-1-06			
Coles	Coles Co. Reg. Planning and Devel. Commission	7-9-06			
Cook	Cook Co. Dept. of Environmental Control	10-6-05			
	Chicago Department of Streets and Sanitation	12-1-02	No		
	South Suburban Mayors and Managers Assoc.	N/A			
	Solid Waste Agency of Northern Cook County	N/A			
	West Cook County Solid Waste Agency	5-3-05			
Crawford	Ambraw Valley Solid Waste Management Agency	10-6-05			
Cumberland	Cumberland County Health Department	7-9-06			
DeKalb	DeKalb County Health Department	4-19-05			
DeWitt	DeWitt County Courthouse	5-17-06			
Douglas	Douglas County Health Department	1-17-06			
DuPage	DuPage County Dept. of Dvpt. and Envl. Concerns	11-12-01	4-23-02	4-23-07	
Edgar	Edgar County Health Dept.	7-17-06			
Edwards	Edwards County Solid Waste Mgt.	5-29-06			
Effingham	Effingham County Health Department	12-22-04			
Fayette	Fayette County Health Department	12-13-04			
Ford	Ford County Board	9-12-05			
Franklin	Franklin County Courthouse	11-20-06			
Fulton	Fulton County Health Department	7-13-06			
Gallatin	Egyptian Health Department	11-9-05			
Greene	Greene County Board	12-6-06			
Grundy	Grundy County Office of Solid Waste Mgt.	6-9-03	9-9-03	9-9-08	
Hamilton	Hamilton County Courthouse	No	No		
Hancock	Hancock County Courthouse	7-17-01	No		
Hardin	Hardin County Government	3-17-04	No		
Henderson	Henderson County Courthouse	4-4-05			
Henry	Henry County Zoning/Building Office	5-12-03	5-13-03	5-12-08	
Iroquois	Iroquois County Administrative Center	4-8-02	09-10-02	9-10-07	
Jackson	Jackson County Health Department	8-8-06			
Jasper	Jasper County Highway Department	10-5-04	5-18-04		
Jefferson	Jefferson County Health Department	12-10-06			
Jersey	Jersey County Administrative Offices	6-11-06			
JoDavieess	JoDavieess/Carroll County Solid Waste Agency	2-16-05			
Johnson	Southern Five Regional Planning Commission	9-9-04			
Kane	Kane County Dept. of Environmental Mgt.	3-10-03	05-11-04	05-11-09	
Kankakee	Kankakee County Planning Dept.	8-1-05			
Kendall	Kendall County	7-05			
Knox	Knox County Landfill Department	11-21-06			
Lake	Solid Waste Agency of Lake County	9-13-99	9-14-99	9-14-04	
LaSalle	LaSalle County Environmental Services and Development	11-7-01	10-29-01	10-29-06	
Lawrence	Ambraw Valley Solid Waste Management Agency	10-6-05			

County	Organization	Ten Year Plan Update		Fifteen Year Plan Update	
		Due Date	Completed	Due Date	Completed
Lee	Lee County	10-20-03	11-18-03	11-18-08	
Livingston	Livingston County Zoning Department	10-14-04			
Logan	Logan County Joint Solid Waste Agency	9-19-05			
Macon	Macon County Solid Waste Management Dept.	4-11-01	No		
Macoupin	Macoupin County	5-14-07			
Madison	Madison County Planning and Development	4-29-01	5-16-01	5-16-06	
Marion	Marion County Courthouse	8-14-06			
Marshall	Three County Recycling Program	6-8-05			
Mason	Two Rivers Regional Council of Public Officials	9-8-05			
Massac	Southern Five Regional Planning Commission	12-10-06			
McDonough	Western Illinois Regional Council	4-12-05			
McHenry	McHenry County Planning & Development	11-18-02	09-03-02	9-3-07	
McLean	Ecology Action Center	12-16-02	11-19-02	11-19-07	
Menard	Menard County	3-6-05			
Mercer	Western Illinois Regional Council	5-9-05			
Monroe	Monroe-Randolph Bi-County Health Department	7-16-01	5-23-01	5-23-06	
Montgomery	Montgomery Co. Coordinated Services Office	1-9-07			
Morgan	Morgan County Courthouse	9-25-05			
Moultrie	Moultrie County Health Dept.	7-9-06			
Ogle	Ogle Co. Solid Waste Management Dept.	6-16-03	12-08-03	12-08-08	
Peoria	Peoria County SW Management	5-3-01	4-12-01	4-12-06	
Perry	Perry County Government Building	11-27-06			
Piatt	Piatt County Board	9-19-05			
Pike	Pike County Cooperative Extension Service	9-8-05			
Pope	Pope County Courthouse	5-25-06			
Pulaski	Southern Five Regional Planning Commission	9-6-04			
Putnam	Three County Recycling Program	6-12-05			
Randolph	Randolph County	10-25-06			
Richland	Ambraw Valley Solid Waste Management Agency	10-6-05			
Rock Island	Rock Island County Solid Waste Mgt. Agency (RICWMA)	1-23-01	3-20-01	3-20-06	
Saline	Egyptian Health Department	10-19-05			
Sangamon	Sangamon County Department of Public Health	8-13-01	11-13-01	11-13-06	
Schuyler	Two Rivers Regional Council of Public Officials	9-8-05			
Scott	Two Rivers Regional Council of Public Officials	9-8-05			
Shelby	Shelby County Board	04-14-09			
St. Clair	St. Clair Co. Health Dept.	4-29-01	1-28-02	1-28-07	
Stark	Three County Recycling Program	6-13-05			
Stephenson	Stephenson County Solid Waste Dept.	10-12-04			
Tazewell	Tazewell County Health Department	8-28-01	6-27-01	6-27-06	
Union	Southern Five Regional Planning Commission	9-20-04			
Vermilion	Vermilion County Health Department	10-12-04			
Wabash	Wabash County Health Department	6-18-06			
Warren	Western Illinois Regional Council	4-12-05			
Washington	Washington County Health Department	5-13-06			
Wayne	Wayne County Health Department	6-12-06			
White	Egyptian Health Department	11-14-05			
Whiteside	Whiteside County Public Works Dept.	11-19-01	11-1-01	11-1-06	
Will	Will Co. Land Use Dept.	11-16-00	11-15-01	11-15-06	
Williamson	Williamson County Courthouse	8-29-06			
Winnebago	Winnebago County Administration Building	2-22-01	2-22-01	2-22-06	
Woodford	Association for the Developmentally Disabled (ADDWC)	12-12-05			

**Municipal Waste
Generation and Recycling
Alphabetic by County**

County	County Seat	Estimated Population	Waste Generated			Waste Recycled		
			Latest Data	Tons	PCD	Latest Data	Tons	Percent
Adams	Quincy	68,277	2001	74,763	6.0	2001	19,438	26.0
Alexander	Cairo	9,590	2001	10,151	5.8	2001	463	4.6
Bond	Greenville	17,070	2003	21,807	7.0	2003	1,789	8.2
Boone	Belvidere	41,786	2000	32,029	4.2	2000	8,802	27.5
Brown ¹	Mt. Sterling	6,345	1994	2,965	2.6	1994	90	3.0
Bureau	Princeton	35,503	2002	22,030	3.4	2002	2,678	12.2
Calhoun	Hardin	4,960	1996	2,879	3.2	1996	36	1.3
Carroll ¹	Mount Carroll	16,941	1998	10,231	3.3	1998	2,194	21.4
Cass ¹	Virginia	13,223	1993	7,245	3.0	1993	117	1.6
Champaign	Urbana	168,473	1995	194,569	6.3	1995	43,948	22.6
Christian	Taylorville	35,372	2003	23,994	3.7	2003	10,498	43.8
Clark	Marshall	17,572	2002	19,121	6.0	2002	1,544	8.1
Clay	Louisville	14,450	1994	12,778	4.8	1994	2,989	23.4
Clinton	Carlyle	34,777	1998	17,215	2.7	1998	3,000	17.4
Coles	Charleston	53,196	2003	70,870	7.3	2003	7,500	10.6
Cook	Chicago	620,000	1997	678,900	6.0	1998	175,400	25.8
Cook (City of Chicago) ^{1 & 2}		2,896,010	2003	5,110,974	9.7	2003	2,950,533	57.7
Cook (SSMMA)		637,628	2003	491,382	4.2	2003	109,564	22.3
Cook (SWANCC)		770,281	2003	1,120,392	8.0	2003	403,341	36.0
Cook (WCCSWA) ¹		566,948	2003	548,123	5.3	2003	170,193	31.1
Crawford	Robinson	20,251	2003	17,000	4.6	2003	2,700	15.9
Cumberland	Toledo	11,172	1994	12,860	6.3	1992	1,035	8.0
DeKalb	Sycamore	91,561	2003	92,855	5.6	2003	45,692	49.2
DeWitt	Clinton	16,516	2002	11,303	3.7	2002	999	8.8
Douglas	Tuscola	19,922	2003	13,200	3.6	2003	905	6.9
DuPage	Wheaton	904,161	2003	1,138,564	6.9	2003	115,255	10.1
Edgar	Paris	19,905	1994	22,339	6.1	1992	1,091	4.9
Edwards	Albion	6,950	2002	7,823	6.2	2002	2,735	35.0
Effingham	Effingham	33,700	2002	18,451	3.0	2002	4,925	26.7
Fayette	Vandalia	21,629	2003	19,736	5.0	2003	1,796	9.1
Ford	Paxton	14,049	1997	7,948	3.1	1997	468	5.9
Franklin	Benton	40,679	2003	30,940	4.2	2003	4,700	15.2
Fulton	Lewiston	38,250	2003	29,537	4.2	2003	4,116	13.9
Gallatin	Shawneetown	6,191	2003	6,666	5.9	2003	800	12.0
Greene	Carrollton	14,573	2001	10,904	4.1	2001	146	1.3
Grundy ¹	Morris	38,000	2003	42,124	6.1	2003	10,550	25.0
Hamilton ³	McLeansboro	8,621	N/A		.0	N/A		.0
Hancock	Carthage	21,146	1988	15,602	4.0	1988	280	1.8
Hardin	Elizabethtown	5,189	1998	5,487	5.8	1994	226	4.1
Henderson ^{1 & 2}	Oquawka	8,213	2002	7,494	5.0	2003	2,101	28.0
Henry ^{1 & 2}	Cambridge	51,020	2002	32,589	3.5	2003	3,842	11.8
Iroquois	Watseka	30,787	2002	28,093	5.0	2002	3,669	13.1
Jackson ^{1 & 2}	Murphysboro	59,612	2003	62,351	5.7	2003	14,499	23.3
Jasper	Newton	10,117	2002	3,323	1.8	2003	227	6.8
Jefferson	Mt. Vernon	38,966	1999	36,800	5.2	1999	9,680	26.3
Jersey	Jerseyville	23,018	2003	21,003	5.0	2003	1,120	5.3
JoDavies ¹	Galena	21,678	1998	12,697	3.2	1998	1,425	11.2
Johnson	Vienna	12,878	2001	12,926	5.5	2001	484	3.7
Kane ^{1 & 2}	Geneva	450,000	2003	630,193	7.7	2003	268,129	42.5
Kankakee ⁴	Kankakee	104,657	2003	170,686	8.9	2003	60,999	35.7
Kendall ¹	Yorkville	58,000	2003	61,056	5.8	2003	27,395	44.9
Knox ^{1 & 2}	Galesburg	56,100	2003	47,100	4.6	2003	13,400	28.5
Lake ¹	Waukegan	685,019	2003	891,364	7.1	2003	384,793	43.2
LaSalle	Ottawa	110,000	2003	147,626	7.4	2003	36,446	24.7
Lawrence	Lawrenceville	15,287	2003	12,833	4.6	2003	800	6.2
Lee	Dixon	36,062	2001	32,906	5.0	1996	8,029	24.4

County	County Seat	Estimated Population	Waste Generated			Waste Recycled		
			Latest Data	Tons	PCD	Latest Data	Tons	Percent
Livingston	Pontiac	39,678	2002	46,344	6.4	2002	8,800	19.0
Logan ^{1 & 2}	Lincoln	31,183	2002	20,500	3.6	2002	5,000	24.4
Macon	Decatur	114,706	2002	119,323	5.7	2003	45,786	38.4
Macoupin	Carlinville	49,019	2002	18,786	2.1	2002	3,243	17.3
Madison ¹	Edwardsville	258,941	2003	340,354	7.2	2003	103,354	30.4
Marion	Salem	41,691	2003	41,086	5.4	2003	6,840	16.6
Marshall ¹	Lacon	13,180	2001	9,621	4.0	2003	2,028	21.1
Mason ¹	Havana	16,885	1994	9,193	3.0	1994	242	2.6
Massac	Metropolis	15,161	2001	15,218	5.5	2001	642	4.2
McDonough ¹	Macomb	32,913	2002	8,429	1.4	2002	2,934	34.8
McHenry ^{1 & 5}	Woodstock	286,091	2003	316,903	6.1	2003	94,760	29.9
McLean	Bloomington	151,878	2003	217,735	7.9	2003	68,616	31.5
Menard	Petersburg	12,345	1992	6,485	2.9	1992	103	1.6
Mercer ¹	Aledo	16,957	2002	2,743	.9	2002	663	24.2
Monroe	Waterloo	29,500	2003	18,894	3.5	2003	2,194	11.6
Montgomery	Hillsboro	30,652	2003	17,341	3.1	2003	4,258	24.6
Morgan	Jacksonville	36,616	2003	28,734	4.3	2003	8,103	28.2
Moultrie	Sullivan	14,287	2003	16,426	6.3	1992	1,351	8.2
Ogle	Oregon	52,858	2003	40,516	4.2	2003	11,335	28.0
Peoria ²	Peoria	183,443	2003	344,535	10.3	2003	111,681	32.4
Perry	Pinckneyville	21,368	1995	16,430	4.2	1995	1,847	11.2
Piatt	Monticello	16,369	2002	8,595	2.9	2002	397	4.6
Pike ¹	Pittsfield	17,287	1994	9,709	3.1	1994	293	3.0
Pope	Golconda	4,681	1994	6,826	8.0	1994	191	2.8
Pulaski	Mound City	7,348	2001	7,644	5.7	2001	328	4.3
Putnam ¹	Hennepin	6,086	2001	4,332	3.9	2003	552	12.7
Randolph	Chester	33,893	2003	25,979	4.2	2003	2,698	10.4
Richland	Olney	16,042	2003	13,467	4.6	2003	1,800	13.4
Rock Island	Rock Island	149,374	2003	228,990	8.4	2003	59,224	25.9
Saline	Harrisburg	26,080	2003	23,798	5.0	2003	2,856	12.0
Sangamon	Springfield	188,951	2003	276,135	8.0	2003	28,848	10.4
Schuyler ¹	Rushville	7,625	1994	4,217	3.0	1994	112	2.7
Scott ¹	Winchester	5,591	1994	3,192	3.1	1993	85	2.7
Shelby	Shelbyville	22,893	2000	25,903	6.2	1992	2,159	8.3
St. Clair	Belleville	256,082	2002	140,205	3.0	2003	61,142	43.6
Stark ¹	Toulon	6,332	2001	3,467	3.0	2003	347	10.0
Stephenson	Freeport	48,979	2002	49,163	5.5	2002	2,190	4.5
Tazewell	Pekin	128,521	2002	148,936	6.3	2003	39,332	26.4
Union	Jonesboro	18,293	2001	18,362	5.5	2001	766	4.2
Vermilion	Danville	83,319	2002	98,837	6.5	2003	14,418	14.6
Wabash	Mt. Carroll	12,731	1995	14,518	6.2	1995	2,955	20.4
Warren ¹	Monmouth	18,735	2002	7,145	2.1	2002	1,995	27.9
Washington	Nashville	15,149	1990	6,912	2.5	1990	60	.9
Wayne	Fairfield	17,151	2000	11,581	3.7	2000	1,479	12.8
White	Carmi	16,096	2003	15,275	5.2	2003	1,932	12.6
Whiteside	Morrison	60,186	2003	42,763	3.9	2003	1,303	3.0
Will ^{1 & 2}	Joliet	559,861	2003	702,927	6.9	2003	246,417	35.1
Williamson	Marion	61,163	1995	47,595	4.3	1995	4,465	9.4
Winnebago	Rockford	286,000	2003	333,000	6.4	2003	70,249	21.1
Woodford	Eureka	35,960	2002	40,032	6.1	2003	1,065	2.7
Total		12,708,411		16,161,898	7.0		5,983,012	37.0⁶

¹ Has residential recycling ordinance (28).

² Has commercial recycling ordinance (9).

³ Did not adopt a plan, data unavailable.

⁴ Developing residential & commercial hauler reporting ordinance

⁵ Doesn't include all recycling (some done by private company)

⁶ Statewide weighted average.

REPORT DOCUMENTATION PAGE	1. REPORT NO. IEPA/BOL/04-021	2.	3. Recipient's Accession No.
4. Title and Subtitle Nonhazardous Solid Waste Management and Landfill Capacity in Illinois: 2003		5. Report Date October 2004	
7. Author(s) Ellen Robinson, Waste Reduction and Compliance Section		6.	
8. Performing Organization Rept. No.		7. Author(s)	
9. Performing Organization Name and Address Illinois Environmental Protection Agency Bureau of Land 1021 North Grand Ave. East, P.O. Box 19276 Springfield, Illinois 62794-9276		10. Project/Task/Work Unit No. IEPA/BOL/04-021	
11. Contract (C) or Grant (G) No. (C) (G)		12. Sponsoring Organization name and Address Illinois Environmental Protection Agency Bureau of Land 1021 North Grand Ave. East, P.O. Box 19276 Springfield, Illinois 62794-9276	
13. Type of Report & Period Covered Annual: 2003		14.	
15. Supplementary Notes			
16. Abstract (Limit 200 words) This 17th annual report on municipal solid waste disposal and remaining landfill capacity is arranged by Illinois EPA administrative regions. Featured are specification pages describing the chief characteristics of 56 municipal solid waste landfills; their status (active, inactive, closed, under development); locations and hours of operation; tipping fees; quantities of wastes received in 2001, 2002 and 2003; remaining capacities on Jan. 1, 2003, and Jan. 1, 2004; solid waste management fees paid in 2003; names, addresses and phone numbers of landfill owners and operators. Quantities reported by landfills are given in gate cubic yards; as a convenience to the reader, those volumes are divided by 3.3 to provide rough equivalents in tons. The report also includes scaled-down specifications for 111 municipal solid waste transfer stations and 59 compost facilities. During 2003, 50 landfills reported receiving 57.0 million gate cubic yards of waste. This volume was almost 2.4 million gate cubic yards more than the total received during 2002, a 4.4 percent increase. As of Jan. 1, 2004, 49 landfills reported remaining capacities totaling 674.6 million gate cubic yards, or 26 million gate cubic yards less than on Jan. 1, 2003, a decline of 3.7 percent. Dividing wastes disposed during 2003 by capacity remaining on Jan. 1, 2004, suggests a landfill life expectancy in Illinois of 12 years, at current (2003) disposal rates, barring capacity adjustments, until capacity is depleted.			
17. Document Analysis a. Descriptors municipal solid waste solid waste landfills solid waste transfer stations landscape waste compost facilities municipal waste planning and recycling b. Identifiers/Open-Ended Terms Illinois c. COSATI Field/Group			
18. Availability Statement Available from Illinois EPA or from NTIS		19. Security Class (This Report) Unclassified	21. No. of Pages 375
		20. Security Class (This Page) Unclassified	22. Price Free