



Illinois
Environmental
Protection Agency

Bureau of Land
1021 North Grand Avenue East
P.O. Box 19276
Springfield, IL 62794-9276

October 2003

IEPA/BOL/03-014

Nonhazardous Solid Waste Management and Landfill Capacity in Illinois



2002 Annual Report

Topics Covered

- Waste disposed in landfills, 2000-2002
- Remaining disposal capacity as of Jan. 1, 2002 and Jan. 1, 2003
- Specification pages for 57 landfills, 99 transfer stations and 54 compost sites
- Waste generated and recycled, 2002
- Waste handled by transfer stations, 2000-2002
- Waste composted, 2000-2002

Nonhazardous Solid Waste Management And Landfill Capacity In Illinois: 2002

Reporting period for waste disposal: Jan. 1 to Dec. 31, 2002
Reporting date for landfill capacity: Jan. 1, 2003

This report has been prepared for the Governor of the State of Illinois and the General Assembly
in accordance with Section 4 of the Illinois Solid Waste Management Act.

Illinois Environmental Protection Agency
Bureau of Land
Division of Land Pollution Control
Waste Reduction and Compliance Section

1021 North Grand Avenue East
P.O. Box 19276
Springfield, IL 62794-9276

This page left intentionally blank

Additional Information and Acknowledgements

How to Obtain Additional Information

To learn more about municipal solid waste landfills, transfer stations or compost facilities in Illinois, please call 217-785-8604, or write to:

Illinois Environmental Protection Agency
Division of Land Pollution Control
Bureau of Land
Waste Reduction and Compliance Section
P.O. Box 19276
Springfield, IL 62794-9276

Our Internet address is <http://www.epa.state.il.us>

When using courier services (UPS, Airborne, etc.), please use the following street address and zip code:

1021 North Grand Avenue East
Springfield, IL 62702

Acknowledgements

This document is produced by the Illinois Environmental Protection Agency, Renee Cipriano, Director, and is published by the Agency's Office of Public Information, Dennis McMurray, Manager. Primary Editor was Ellen Robinson of the Waste Reduction and Compliance Section.

The report is printed in the Agency's print shop. Many thanks to Tom Davis and Rusty Downs who provided publishing advice to the Primary Editor. Gary Steele provided editing. Excellent typing and design was provided by Judy Brubaker, the Section's clerical support. Photos were chosen by David Gambach, Ellen Robinson, Gary Steele and Robert Wiatrolik. Full length, fold-out State of Illinois and Chicago Metropolitan area maps using GIS software, were designed by Ted Prescott.

Illinois EPA Bureau of Land personnel contributed their time and expertise to the development of this publication. Computer data calculation was provided by Darrel Watkins, ensuring better data accuracy throughout the report. Assistance with compost site permitting and inspecting was provided by Gary Cima and Gary Steele. Neelu Reddy and Jody Kershaw of the Remedial Project Management Section provided information about our abandoned landfill program. Jim Moore explained closure procedures for landfills.

The Agency also wishes to thank the 18 delegated counties, plus Ambraw Valley Solid Waste Agency and the City of Chicago who inspect and have first-hand knowledge of approximately 50 percent of the landfills, transfer stations and compost sites covered in this report. Our seven regional offices and their regional managers are responsible for inspecting all Agency-permitted pollution control facilities.

Photo Credits

- Cover Photo:** Photo of Livingston Landfill, Pontiac, provided by Michael Friend, R. Russell and Associates, Pontiac and edited by Barbara Nowack of Andrews Environmental Engineering, Springfield
- Region 1:** Photo of Onyx Orchard Hills, Davis Junction, provided by Joy Bliton, Inspector, Ogle County Solid Waste Management Department, Oregon
- Region 2:** Photo of McHenry County Sanitary Landfill, Crystal Lake, taken by Thomas Rivera, Environmental Protection Specialist, Illinois Environmental Protection Agency, DesPlaines Regional Office
- Region 3:** Photo of Peoria City/County Landfill #2, Brimfield, by John Tripses, Regional Manager, Illinois Environmental Protection Agency, Peoria Regional Office
- Region 4:** Photo of Landfill 33 Ltd., Effingham, by Deanna Carlock, Environmental Protection Specialist, Illinois Environmental Protection Agency, Champaign Regional Office
- Region 5:** Photo of Litchfield-Hillsboro Landfill, Litchfield, by Bill Gonet, Inspector, Montgomery County Coordinated Services Office, Hillsboro
- Region 6:** Photo of Milam RDF, East St. Louis, by Chuck Schaeffer, Environmental Protection Program Specialist, St. Clair County Health Department, Belleville
- Region 7:** Photo of Southern Illinois Regional Landfill, DeSoto, by Bart Hagston, Solid Waste Coordinator, Jackson County Health Department, Murphysboro
- Landfills**
- Appendices A-D:** Photo of Laraway Recycling and Disposal Facility, Elwood, by David Hartke, Environmental Enforcement Officer, Will County Land Use Department, Waste Services Division, Joliet
- Transfer Stations**
- Appendices E-G:** Photo of Marion Transfer Station, Marion, by Sheila Williams, Environmental Protection Specialist, Illinois Environmental Protection Agency, Marion Regional Office
- Compost Sites**
- Appendices H-J:** Photo of Land and Lake #5 Compost Facility, Deerfield, by Ralph Pergams, Environmental Protection Specialist, Lake County Health Department and Community Health Center, Waukegan
- Solid Waste Planning & Recycling**
- Appendices K-M:** Photo of ribbon cutting at new “Recycled” Playground at Holy Family School, Granite City, by Ann Linenfelser, Recycling Education Coordinator, Madison County Planning & Development Department, Edwardsville

Although the capacity remaining in Illinois landfills declined slightly, the available space is still adequate and should serve our citizens for at least another 13 years. In this, the Agency's 16th annual report on landfill disposal and available landfill capacity in Illinois, we report to you not only the remaining capacity, but many other useful facts about landfills and pollution control facilities throughout the state.

Since its inception in 1970, the Illinois EPA has overseen the development and operation of a productive system of modern sanitary landfills. The Agency continues to ensure that these facilities meet the strictest disposal standards in history, and that they are engineered to be fully protective of human health and the environment, especially where it concerns any possibility of groundwater contamination.

In 2002, the number of active landfills in Illinois accepting waste was 51. Regional capacity, however, varied tremendously. The Chicago Metropolitan Region had only five years of landfill capacity remaining at the end of 2002 and Region 3, which includes Peoria and the Quad Cities, had about 44 remaining years.

New capacity is available in Southern Illinois at West End Disposal Facility, which opened for business in late 2002. Some remaining landfills (Landfill 33, Effingham and ERC/Coles County Landfill, Charleston) constructed expansions in 2002; in both cases there was sufficient acreage available through previous local siting approval. Roxana Landfill Authority, Roxana and Southern Illinois Regional Landfill, DeSoto opened new cells, areas or phases for waste disposal.

In 2002, there were additionally 86 active transfer stations and 40 active compost facilities to help manage the waste generated in Illinois.

The State of Illinois, seeking to avoid potential crises, asked all Illinois counties to adopt and update at the five, ten and fifteen year point well-conceived plans to accommodate their future waste disposal needs.

Additionally, the Illinois EPA's seven regional offices and 18 counties, the Ambraw Valley Solid Waste Agency and the City of Chicago have been delegated the authority to inspect landfills, transfer stations and compost sites in their jurisdictions, providing a needed service to the citizens of Illinois.

The Illinois EPA hopes you will find this information useful and instructive and welcomes your comments and suggestions as to how it may be improved.

Renee Cipriano
Director
Illinois EPA



How to Use Illinois EPA's Landfill Capacity Report

Nonhazardous Solid Waste Management and Landfill Capacity in Illinois is Illinois EPA's annual report describing the management of nonhazardous municipal solid waste by the State's solid waste landfills, transfer stations and compost facilities. The report is divided into sections representing Illinois EPA's administrative regions. Region 1 includes Northwestern Illinois counties; Region 2 includes Chicago Metropolitan counties; Region 3 includes Peoria/Quad Cities area counties; Region 4 includes East Central Illinois counties; Region 5 includes West Central Illinois counties; Region 6 includes Metropolitan East St. Louis area counties; and Region 7 includes Southern Illinois counties.

Each regional section includes newly designed specification pages describing the chief physical characteristics of each landfill.

Provided are: its location and hours of operation, tipping fee, quantities of wastes received for the last three years, the landfill's certified remaining capacity (in gate cubic yards) for the last two reporting dates, solid waste management fees paid in 2002, the Agency regional field office or delegated local authority that inspects the facility, and the name, address and phone number of the landfill's owner and operator. Similar but scaled down specification pages are included for each transfer station. In all, this report includes details of 57 landfills, 99 transfer stations and 54 compost facilities. Those sites included accepted some waste in 2000, 2001 and/or 2002.

Landfill details are found in Appendices A through D; transfer station details are found in Appendices E through G; landscape waste compost facility information is found in Appendices H through J; the contact list for local (county) solid waste planning and recycling coordinators is found in Appendix K; in Appendix L information is found about updated local (county) solid waste plans; and found in Appendix M is information about local municipal waste generation and recycling.

Additionally, this 16th edition of the report contains a state map designed with GIS software showing locations of Illinois landfills. A Chicago Metropolitan area map also shows the locations of transfer stations in addition to the location of landfills.



Contents

Additional Information and Acknowledgements	iii
Photo Credits	iv
Preface.....	v
How to Use Illinois EPA's Landfill Capacity Report	vi
Tables	viii
Executive Summary.....	xi
Introduction	1
Maps	17
Region One: Northwestern Illinois	R1.1
Region Two: Chicago Metropolitan	R2.1
Region Three: Peoria/Quad Cities	R3.1
Region Four: East Central Illinois	R4.1
Region Five: West Central Illinois	R5.1
Region Six: Metropolitan East St. Louis	R6.1
Region Seven: Southern Illinois	R7.1
Appendix A: Solid Waste Landfill's Owners and Operators: Alphabetic by Facility	A1
Appendix B: Solid Waste Landfill's Owners and Operators: Alphabetic by County.....	B1
Appendix C: Solid Waste Landfills Ranked by Wastes Received: 2002	C1
Appendix D: Solid Waste Landfills Ranked by Remaining Capacities; as of Jan. 1, 2003	D1
Appendix E: Solid Waste Transfer Station Owners and Operators: Alphabetic by Facility	E1
Appendix F: Solid Waste Transfer Station Owners and Operators: Alphabetic by County	F1
Appendix G: Solid Waste Transfer Stations Ranked by Wastes Received: 2002.....	G1
Appendix H: Landscape Waste Compost Facility Owners and Operators: Alphabetic by Facility	H1
Appendix I: Landscape Waste Compost Facility Owners and Operators: Alphabetic by County	I1
Appendix J: Landscape Waste Compost Facilities Ranked by Wastes Received: 2002.....	J1
Appendix K: Contact List for Solid Waste Planning and Recycling: Alphabetic by County	K1
Appendix L: Adoption Dates and Updates of Solid Waste Management Plans: Alphabetic by County.....	L1
Appendix M: Municipal Waste Generation and Recycling: Alphabetic by County.....	M1

Maps and Tables

USA's Top Waste Management Companies: 2002	2
National Figures for 2001 Reported by USEPA.....	4
State of Origin of Wastes Received at Illinois Landfills in 2002	5
Illinois Landfills: Wastes Accepted in 2002 Versus 2001	5
Illinois Landfills: Remaining Capacities Jan. 1, 2003 Versus Jan. 1, 2002	6
Wastes Disposed and Landfill Capacity Per Capita; Landfill Life Expectancy.....	6
New Facilities Permitted to be Developed or Constructed	7
Statewide Landfill Capacity Is Abundant Despite Same Number of Facilities	7
Municipal Waste Management in Illinois: 2002.....	8
Municipal Wastes Generated & Recycled.....	9
Compost Facilities: Wastes Handled 2002	10
Transfer Stations: Wastes Handled 2002	11
Local Agencies Delegated to Inspect Pollution Control Facilities for the Illinois EPA (map)	17
Illinois Landfills, 2002 (map).....	19
Landfills: Active, Closed, Under Development in 2002 (map).....	21
Landfills Receiving Waste from Other States in 2002 (map).....	23
Illinois Environmental Protection Agency Administrative Regions (map).....	25
Region One: Landfills and Transfer Stations in 2002 (map depicting capacity gains or losses).....	R1.1
Region One: Landfills: Wastes Accepted 2002; Remaining Capacities Jan. 1, 2003.....	R1.2
Region One: Transfer Stations: Wastes Handled 2002.....	R1.3
Region One: Compost Facilities: Wastes Accepted 2002	R1.4
Region One: Municipal Wastes Recycled.....	R1.4
Region Two: Chicago Metro Area Landfills and Transfer Stations 2002 (map).....	R2.0
Region Two: Landfills and Transfer Stations in 2002 (map depicting capacity gains or losses).....	R2.3
Region Two: Landfills: Wastes Accepted 2002; Remaining Capacities Jan. 1, 2003.....	R2.4
Region Two: Solid Waste Statistics	R2.4
Region Two: Transfer Stations: Wastes Handled 2002.....	R2.6
Region Two: Compost Facilities: Wastes Accepted 2002	R2.7
Region Two: Cook County's Inactive Compost Sites	R2.7
Region Two: Municipal Wastes Recycled.....	R2.8
Region Three: Landfills and Transfer Stations in 2002 (map depicting capacity gains or losses).....	R3.1
Region Three: Landfills: Wastes Accepted 2002; Remaining Capacities Jan. 1, 2003.....	R3.2
Region Three: Transfer Stations: Wastes Handled 2002	R3.3
Region Three: Compost Facilities: Wastes Accepted 2002	R3.4
Region Three: Municipal Wastes Recycled	R3.4
Region Four: Landfills and Transfer Stations in 2002 (map depicting capacity gains or losses)	R4.1
Region Four: Landfills: Wastes Accepted 2002; Remaining Capacities Jan. 1, 2003.....	R4.2
Region Four: Transfer Stations: Wastes Handled 2002	R4.3
Region Four: Compost Facilities: Wastes Accepted 2002	R4.3
Region Four: Municipal Wastes Recycled	R4.4

Tables

Region Five: Landfills and Transfer Stations in 2002 (map depicting capacity gains or losses).....	R5.1
Region Five: Landfills: Wastes Accepted 2002; Remaining Capacities Jan. 1, 2003.....	R5.2
Region Five: Transfer Stations: Wastes Handled 2002.....	R5.3
Region Five: Compost Facilities: Wastes Accepted 2002	R5.3
Region Five: Municipal Wastes Recycled.....	R5.4
Region Six: Landfills and Transfer Stations in 2002 (map depicting capacity gains or losses).....	R6.1
Region Six: Landfills: Wastes Accepted 2002; Remaining Capacities Jan. 1, 2003	R6.2
Region Six: Transfer Stations: Wastes Handled 2002.....	R6.3
Region Six: Compost Facilities: Wastes Accepted 2002.....	R6.4
Region Six: Municipal Wastes Recycled.....	R6.4
Region Seven: Landfills and Transfer Stations in 2002 (map depicting capacity gains or losses)	R7.1
Region Seven: Landfills: Wastes Accepted 2002; Remaining Capacities Jan. 1, 2003	R7.2
Region Seven: Transfer Stations: Wastes Handled 2002	R7.3
Region Seven: Compost Facilities: Wastes Accepted 2002.....	R7.3
Region Seven: Municipal Wastes Recycled	R7.4

This page left blank intentionally

Executive Summary

THIS IS THE ILLINOIS EPA'S 16TH ANNUAL REPORT describing the management of nonhazardous municipal solid waste by the state's solid waste landfills, transfer stations and compost facilities.

The report is divided into sections representing Illinois EPA administrative regions. Each regional section includes specification pages describing the chief physical characteristics of each landfill.

Provided in this report are each facility's location and hours of operation, tipping fee, quantities of wastes received for the last three years (2000, 2001 and 2002), in both gate cubic yards and gate tons; the landfill's certified remaining capacity for the last two reporting dates Jan. 1, 2003 and Jan. 1, 2002, in gate cubic yards; solid waste management fees paid to the State in 2002; the Agency Regional office or delegated local authority that inspects the facility; and the name, address and phone number of the landfill's owner and operator.

Similar but scaled down specification pages are included for each transfer station and compost facility. In all, this report includes details of 57 landfills, 99 transfer stations and 54 compost facilities. Any landfill, transfer station or compost site that accepted waste in 2000, 2001 and/or 2002 is included in the report. The list of active pollution control facilities during 2002 includes 51 landfills, 86 transfer stations and 40 compost sites.

Illinois municipal solid waste landfills are required to report to the Illinois EPA the quantities of solid waste they receive each year, and to calculate and report the amount of remaining capacity on the first day of the following year.

During 2002, 51 landfills reported receiving a total of 54.6 million gate cubic yards almost (16.6 million gate tons) of waste. This volume was two million gate cubic yards more than the total received during 2001, a 3.8 percent increase.

As of January 1, 2003, 51 landfills reported having a combined remaining capacity of 700.9 million gate cubic yards (almost 212.4 million tons), or 16.8 million gate cubic yards less than on January 1, 2002, a slight reduction of 2.3 percent.

Dividing wastes disposed during 2002 by capacity remaining on January 1, 2003, indicates an overall landfill life expectancy in Illinois of 13 years, at 2002 disposal rates and barring capacity adjustments.

Areas to watch and monitor are the Chicago Metropolitan Area and East Central Illinois area with five and six years of capacity remaining.

**Nonhazardous
Solid Waste Management
And Landfill Capacity**

2002

MUNICIPAL SOLID WASTE IS THE TERM USED TO DESCRIBE the garbage discarded by America's households, stores, offices, factories, restaurants, schools and other institutions. "Discarded" most often in Illinois means disposed of in Agency-permitted landfills. Waste is also handled through other alternative means of solid waste management: recycling and composting, after it is collected.

The U.S. EPA's *Municipal Solid Waste in the United States: 2000 Facts & Figures* says that nationwide 55.3 percent of solid waste was landfilled, 30.1 percent was recycled or composted and 14.5 percent was incinerated. National figures for 2002 were not yet published when this report was printed.

In 2002, Illinois landfills accepted more than 54.7 million gate cubic yards of solid waste. Most Illinois waste was discarded in landfills within our borders. Wastes entering or leaving Illinois are not believed to noticeably affect this equation. Of all solid waste landfilled in Illinois in 2002, 10 percent, or about 5.8 million cubic yards or 1.8 million tons, came from 12 other states. We know this because Illinois landfills have reported these quantities to the Illinois EPA since 1992. However, waste haulers are not required to report how much Illinois waste they transport to landfills in other states or from which counties in Illinois waste is transported. Some local solid waste coordinators may have this information. Their contact information is found in Appendix K, of this report.

Almost 25 percent of municipal waste is recycled

Much of Illinois is rural and far from recycling markets. However, most local governments have attempted to continue recycling education efforts, and to collect recycling data from haulers as a necessary public service.

Local recycling coordinators in Illinois claim that 5.1 million tons of municipal waste were recycled in 2002. Total municipal waste generated is 22.1 million tons. Dividing the amount recycled (5.1 million tons) by the amount generated 22.1 million tons equals a 24.9 percent recycling rate.

Most of the counties in Chicago Metropolitan area voluntarily report recycling and waste generation figures annually. In this area, there are adequate recycling markets and public interest and recycling is high. In general, the most populated areas of the State voluntarily report waste generation and recycling data annually to the Illinois EPA.

What's happening in the solid waste industry in Illinois?

- ❖ 51 active landfills in 2002, most with larger capacities
- ❖ In Southern Illinois, one new landfill is open, one is under development, and two plan to expand
- ❖ Five years ago, the consolidation of waste management companies resulted in many changes in ownership and operation of Illinois landfills
- ❖ Continued private ownership and operation of Illinois' landfills
- ❖ Transfer of waste out of metropolitan Chicago area into adjacent states, and to north and central Illinois counties continues
- ❖ More siting of transfer stations in Chicagoland suburbs and elsewhere in Illinois



2002 Annual Report

Topics Covered

- Waste disposed in landfills, 2000-2002 (in gate cubic yards and in gate tons)
- Remaining disposal capacity as of Jan. 1, 2002 and Jan. 1, 2003 (in gate cubic yards)
- Specification pages for 57 landfills, 99 transfer stations and 54 compost sites
- Waste generated and recycled, 2002 (in tons)
- Waste handled by transfer stations, 2000-2002 (in tons)
- Waste composted, 2000-2002 (in tons)

Burn Barrels - Your Questions Answered

Illinois EPA participates in the Great Lakes Bi-national Toxic Strategy efforts. Numerous emission sources were evaluated, including uncontrolled combustion of household waste in burn barrels. A study done for Two Rivers Regional Council, Quincy, by Patrick Engineering in June 1994, discovered that approximately 550 tons of household waste is burned each day, resulting in over 5,000 tons of emissions annually.

Low temperature burning, such as that in burn barrels is the last significant quantifiable source of dioxin into the Great Lakes. Additionally, ash contaminated with a variety of metals and semi-volatile organic compounds creates a potential for land and water pollution.

In partnership with USEPA, Illinois has developed a fact sheet to help educate residents who continue to utilize this method of disposal. The brochure, entitled "Burn Barrels - Your Questions Answered" explains the potential for adverse health effects from the practice of backyard burning. It is available on our web site www.epa.state.il.us/community-relations/fact-sheets.html. ♦

No municipal waste incinerated in 2002 at permitted facilities

In the year 2000, a small amount of suburban Chicago's waste was incinerated at Robbins Resource Recovery Facility. Because this site closed in November 2000 for business reasons, it was no longer available as an option for solid waste disposal in 2001 or 2002.

Ownership and operation of Illinois landfills

Demands for capital and increasing technology requirements are among the reasons for the increasing privatization of the solid waste industry. Of the 51 active landfills profiled in this report that accepted waste for disposal, 44 (86 percent) are privately owned and 47 (92 percent) are privately operated. Eight are owned and five are operated by city or county governments.

USA's Top Waste Management Companies: 2002

	WMI ¹	AW ²	Republic ³	Onyx/ Superior ⁴	Totals
Number of Waste Collection Companies	435	340	2	49	966
Number of Active Landfills	293	169	56	26	544
Number of Transfer Stations	346	175	90	30 ⁵	641
Number of Waste to Energy Facilities	16	0	0	0	16
Number of Recycling Companies	146	66	33	21 ⁵	266

Rankings:

- ¹ Waste Management Inc. (WMI) reports \$11.14 billion in 2002 revenue, covers 48 states, Canada and Puerto Rico
- ² Allied Waste Industries (AW) reports \$5.517 billion as of Dec. 31, 2002 revenue, covers 39 states
- ³ Republic Services (Republic) reports \$2,365.1 million in revenue as of Dec. 31, 2002, covers 22 states
- ⁴ Onyx/Superior covers 11 states, Bahamas and Mexico.
- ⁵ Data not confirmed.

Source: Company Annual Reports and Web Sites

Material Bans

Some material is banned from disposal in Illinois landfills. The type of material banned is indicated below and the date of its legislative ban is noted.

Landscape waste:	July 1, 1990	Whole used tires:	Jan. 1, 1995
Lead acid batteries:	Sept. 1, 1990	Used motor oil:	July 1, 1996
White goods components:	July 1, 1994		

Landfill operators and owners are responsible for ensuring that the wastes mentioned above are not accepted at their facilities. Inspectors from the Agency and/or delegated agencies check the landfills log sheets that indicate items not accepted at the gate, and were returned to the generator or transporter.

About \$1 million per acre

Developing a landfill requires enormous investments in land and equipment totaling millions of dollars, plus engineering expenses, fees to state and local governments, taxes, normal operating costs and additional millions set aside for post-closure care. One industry rule of thumb says it takes about \$1 million per acre to design, build, permit, operate and conduct post-closure care at a landfill today. Patrick Engineering Inc., Springfield, designed plans for several counties in Illinois in 1994, which included landfill economic studies, describing costs necessary to build 100 tons per day (TPD), 500 TPD and 1,000 TPD landfills.

These costs included pre-development stage, site development, site operation, closure costs, post-closure costs and financing issues.

Landfills are developed cell by cell

Landfills are divided into sections called cells, which are developed as needed, filled systematically so that specific loads of waste can be located weeks or months later, and covered with soil or other materials to prevent the spread of odors and vermin.

Trucks arriving at a landfill are inspected for prohibited nonhazardous wastes (Illinois bans landfilling of liquids, motor oil, whole tires and landscape wastes) and for hazardous wastes. Loads are weighed and details about them are recorded. They are then taken to the exposed portion of the active cell, which is known as the working face.

Trucks empty their loads at the working face, where specially modified bulldozers spread and compact the waste, crushing it to eliminate air pockets and squeezing it into the smallest space possible.

During 2002, 51 Illinois landfills reported receiving a total of 54.6 million gate cubic yards (16.6 million gate tons) of solid waste. A ranking of these facilities (Appendix C) finds the top five landfills received 47.1 percent of waste received in Illinois. This unequal distribution of waste creates a large difference between an *average* landfill, which would have accepted almost 1.1 million gate cubic yards (about 324.7 thousand gate tons) of waste and a *median* landfill, which would have received about 517.1 thousand gate cubic yards (almost 156.7 thousand gate tons).

Closings cut capacity

Two landfills closed their gates between 2000 and 2002. They were: Region 2: CDT Landfill (June 9, 2000) and Wheatland Prairie RDF (June 18, 2001).

Landfills projecting closure dates prior to the end of 2003 are as follows: Region 1: Freeport Municipal Landfill #4 (ceased accepting waste in April 2003); Region 3: Streator Area Landfill #3 (expansion under review); Region 6: South Chain of Rocks RDF (still open as of September 2003); and in Region 7: Saline County Landfill (temporarily closed).

Delegated Inspection Program

The Illinois EPA has delegated inspection authority to 18 county agencies, the Ambraw Valley Solid Waste Agency and Chicago. This program takes advantage of additional staff resources at the local level.

Delegation agreements authorize these agencies to conduct many of the duties that would otherwise be performed by an Illinois EPA field office: investigating suspected violations of land pollution laws and reports of open dumping, and inspecting landfills, transfer stations and compost facilities permitted through the Agency's Bureau of Land. Inspections can also include industrial landfills and monofills (private facilities that do not accept municipal solid waste).

Thousands of inspections of pollution control facilities and other sites were completed by delegated agencies during 2002. These efforts at the local level stimulate the regulated community to take all necessary steps to comply with environmental regulations. Also, prompt response by local authorities does much to curtail open dumping, unfortunately still a common practice throughout Illinois.

In 2003, a team of county and Agency staff developed a solid waste inspection training manual for its field operations personnel at the Agency's regional offices and for our delegated partners.◆

Average Illinois Landfill, 2002

Waste Disposed

1.1 million gate cu. yds. (324.7 thousand gate tons)

Capacity Available

13.7 million gate cu. yds. (4.2 million gate tons)

Gate Cubic Yards and Tons

Illinois landfills are required to report to the Illinois EPA the quantities of waste received during each calendar year. They must also calculate how much capacity remains available for future waste disposal.

These figures are submitted to the Agency in “gate cubic yards”, or the volume of waste entering the landfill’s gate. Remaining capacities are expressed as *certified* gate cubic yards, meaning that the calculations have been certified as true and accurate by a licensed professional engineer. These numbers are found in the landfill specification pages in each regional section of this report.

The term “in-place cubic yards” is used to indicate wastes that have been compressed to a half or a third or a quarter of their original volume, depending on the degree of compaction achieved by the landfill.

Gate cubic yards can be difficult to visualize. To aid the reader, we have divided gate cubic yards by an industry standard of 3.3 to achieve approximate tons. In other words **3.3 gate cubic yards = one ton.**

Acronyms Used in this Report

AKA	Also known as
CS	Compost site
LF	Landfill
LSW	Landscape waste
MRRF	Material Recycling and Recovery Facility
PPD/PCD	Pounds per person per day/Pounds per capita per day
RDF	Recycling and Disposal Facility
TPD	Tons per day
TPY	Tons per year
TS	Transfer station

Landfills seek to expand

One landfill in Region Four: ERC Coles County Landfill, Charleston, increased its permitted disposal areas in 2002. Streator Area Landfill #3, Streator and Saline County Landfill, Harrisburg plan to expand their disposal areas in the near future.

Additional capacity at Sangamon Valley Landfill in Region Five was unavailable in 2002, but by July 2003 the new owner remedied the site’s environmental issues and the Illinois EPA permitted it to re-open, but reduced its capacity.

Southern Illinois Regional Landfill, DeSoto, also has a permit application under review to expand.

USEPA’s MSW Report, 2000

National solid waste data are available in the report Municipal Solid Waste in the United States: 2000 Facts & Figures, published June 2002. To get a copy, contact USEPA at www.epa.gov/osw and search by report number EPA530-S-02-001. This report contains information about waste generation and categorizes the municipal solid waste stream by waste type. The executive summary is abstracted below.

National Figures for 2000 Reported by USEPA¹

Number of municipal solid waste landfills in the USA	1,967		
Average number of landfills per state	39		
	Million Tons	Percent	PPD²
Waste generated	231.9		4.5
Waste recycled and composted	69.9		
Waste recycled	53.4	30.1	
Waste composted	16.5		
Waste landfilled and combusted	162.0	70	
Waste landfilled	128.3	55.3	
Waste combusted	33.7	14.5	

¹ Source: Municipal Solid Waste in the United States: 2000 Facts & Figures, USEPA Office of Solid Waste and Emergency Response, June 2002

² PPD = Pounds Per Person Per Day

Waste imported and exported in 2002

Perhaps even more revealing state data show in the table on bottom of the next page, views of waste disposal and landfill capacities on a per capita basis. Chicago Metropolitan Region has lowest remaining capacity per capita. There is a moratorium against landfills within Chicago's city limits and land prices are high. Waste generated in a highly populated Chicago Metropolitan area, then becomes a state-wide problem.

Siting of new landfills or expansion of existing landfills in Northwest and Central Illinois might help alleviate this situation. Land pricing is more reasonable in these areas. Transfer of waste from the Chicago metropolitan area might also occur to other states (Wisconsin and Indiana).

Indiana Department of Environmental Management, Indianapolis reported in its "2002 Summary of Indiana Solid Waste Facility Data" that 88 percent of waste imports come from 29 Illinois counties. Almost 1.4 million tons of Illinois waste were imported into Indiana in 2002. Illinois waste was sent to 14 landfills in 12 Indiana counties for disposal: Fulton, Greene, Hendricks, Lake, LaPorte, Newton, Pike, Putnam, Vanderburgh, Vermilion, Vigo and White.

Cook County, Illinois (County Seat, Chicago) sent to Indiana almost 1.2 million tons of waste in 2002.

Any limits to out-of-state waste disposal in other states, or capacity shortages, would put pressure on the Chicago Metropolitan areas waste management systems and could cause a local shortage in landfill disposal capacity.

The tonnage of waste from Indiana counties that was sent to Illinois landfills in 2002 totaled 144,585 tons. Indiana's waste was managed by 14 Illinois landfills, located mostly in East Central Illinois.

State of Origin of Wastes Received at Illinois Landfills in 2002¹

Ten percent of all solid waste landfilled in Illinois in 2002 is 5.8 million gate cubic yards (1.8 million tons), which came from out-of-state. However, waste haulers do not report how much Illinois waste they transport to landfills in other states or from which counties in Illinois waste is transported.

Most importing states are neighbors to Illinois and share its borders.

State of Origin	Percent
Missouri	78.5%
Iowa	15.1%
Indiana	2.4%
Kentucky	< 1%
Wisconsin	3.4%
Other States ²	< 1%
Total	100%

¹ Twenty-six (26) Illinois landfills accepted waste from 12 other states in 2002.

² Arkansas, Georgia, Kansas, Michigan, Minnesota, Nebraska and Tennessee

Illinois Landfills: Waste Accepted in 2002 Versus 2001

Region	Landfills Accepting Waste 2002 ¹	Waste Accepted, Gate Cu. Yds.		Yearly Change		2002 Waste Share of State Total
		2002 ²	2001 ³	Cu. Yds.	Percent	
One: Northwestern Illinois	8	11,221,557	10,512,138	+ 709,419	+ 6.7	20.5
Two: Chicago Metropolitan	11	13,970,429	13,840,199	+ 130,230	+ .9	25.6
Three: Peoria/Quad Cities	8	4,036,121	4,357,297	- 321,176	- 7.4	7.4
Four: East Central Illinois	9	13,811,429	13,959,055	- 147,626	- 1.1	25.3
Five: West Central Illinois	4	1,747,874	1,778,379	- 30,505	- 1.7	3.2
Six: Metropolitan East St. Louis	6	8,168,149	6,212,813	+ 1,955,336	+ 31.5	14.9
Seven: Southern Illinois	5	1,694,507	1,989,841	- 295,334	- 14.8	3.1
Totals	51	54,650,066	52,649,722	+ 2,000,344	+ 3.8	100

¹ Includes facilities that accepted municipal waste for less than one full year.

² Includes 5,800,977 cubic yards of out-of-state waste (10% of state total) accepted by 26 Illinois landfills during 2002.

³ Includes 4,755,198 cubic yards of out-of-state waste (9% of state total) accepted by 30 Illinois landfills during 2001.

Illinois Landfills: Remaining Capacities Jan. 1, 2003 Versus Jan. 1, 2002

Region	Landfills Reporting Capacity 1-1-03	Reported Capacity, Gate Cu. Yds.		Yearly Change		Capacity Share of State Total
		1-1-03	1-1-02	Gate Cu. Yds.	Percent	
One: Northwestern Illinois	8	158,998,000	161,914,000	- 2,916,000	- 1.8	22.7
Two: Chicago Metropolitan	11	74,231,000	85,975,000	- 11,744,000	- 13.7	10.6
Three: Peoria/Quad Cities	8	177,195,000	180,064,000	- 2,869,000	- 1.6	25.3
Four: East Central Illinois	9	80,712,000	92,246,000	- 11,534,000	- 12.5	11.5
Five: West Central Illinois ¹	4	51,499,000	57,615,000	- 6,116,000	- 10.6	7.3
Six: Metropolitan East St. Louis	6	112,470,000	116,191,000	- 3,721,000	- 3.2	16.0
Seven: Southern Illinois	5	45,794,000	23,711,000	+ 22,083,000	+ 93.1	6.5
Totals	51	700,899,000	717,331,000	- 16,817,000	- 2.3	100

¹ Includes capacity at one inactive facility: Sangamon Valley Landfill which re-opened in July 2003.

Southern Illinois Capacity up 93% in 2002

The large increase in capacity of 93.1 percent in Region Seven, Southern Illinois, is caused by the opening of West End Disposal Facility, Thompsonville. Perry Ridge Landfill in DuQuoin (Perry County) shall also be operating in the near future. Saline County Landfill and Southern Illinois Regional Landfill also plan to expand in the near future, if permitted to do so by Illinois EPA. Marion Ridge, a new landfill proposed in Williamson County has a permit application under review.

Capacity decreases documented on Jan. 1, 2003

In a year that brought a 2.3 percent decline in landfill capacity, 42 of 51 Illinois landfills had less waste disposed in 2002 compared to 2001. Capacity was reduced under new owners at one landfill by permit action.

The table below compares landfill remaining capacities in "snapshots" taken Jan. 1, 2002, and Jan. 1, 2003. Total capacity dropped 16.8 million gate cubic yards from 2001 to 2002. New cells, areas, or phases opened at two landfills in 2002.

In Southern Illinois, however, landfill capacity increased 93.1 percent due to the opening of West End Disposal Facility. Three Regions: One, Three and Six reported very small declines in capacity.

Moderate declines (10.6 percent to 13.7 percent) are reported in Regions Two, Four and Five.

Waste Disposed and Landfill Capacity Per Capita; Landfill Life Expectancy

Region	Estimated Population	Waste Disposed, Cu. Yds. ¹		Remaining Capacity, Cu. Yds		Landfill Life Years ²
		2002	Per Capita	Jan. 1, 2003	Per Capita	
One: Northwestern Illinois	801,336	11,221,557	14.0	158,998,000	198.4	14
Two: Chicago Metropolitan	8,324,491	13,970,429	1.7	74,231,000	8.9	5
Three: Peoria/Quad Cities	758,984	4,036,121	5.3	177,195,000	233.5	44
Four: East Central Illinois	857,253	13,811,429	16.1	80,712,000	94.2	6
Five: West Central Illinois	560,176	1,747,874	3.1	51,499,000	91.9	29
Six: Metropolitan East St. Louis	705,844	8,168,149	11.6	112,470,000	159.3	14
Seven: Southern Illinois	436,414	1,694,507	3.9	45,794,000	104.9	27
Totals	12,444,498	54,650,066	4.4	700,899,000	56.3	13

¹ Amounts reported in gate cu. yds.

² Remaining capacity divided by waste disposed. Tells how long a region may be served by local landfills at current disposal rates, barring capacity adjustments, until capacity is depleted.

New Facilities in Southern Illinois Permitted to be Developed or Constructed

Region	Landfill	Municipality	County	Disposal Area (acres)	Design Acreage (cu. yds.) ¹
Seven: Southern Illinois	Perry Ridge ²	DuQuoin	Perry	141	14.8 million
Seven: Southern Illinois	West End Disp. Facility ³	Galatia	Saline	125	14.5 million
Total				266	29.3 million

¹ Includes space for waste, intermediate or daily cover and capacity (in-place cubic yards)

² Permit approved, site now being developed.

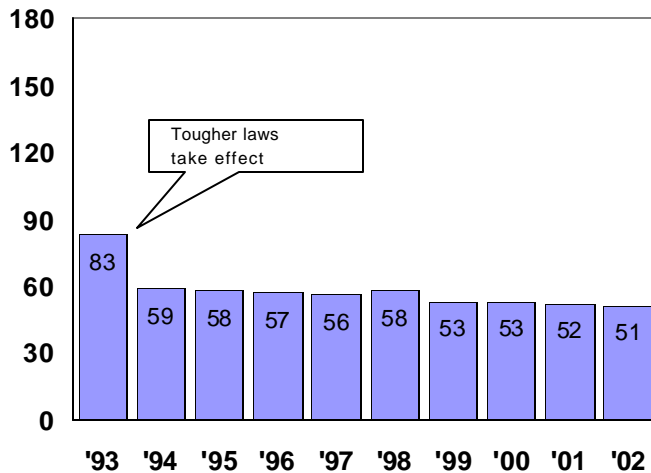
³ Site opened October 24, 2002.

Statewide Landfill Capacity Is Abundant Despite Same Number of Facilities

At the end of each year, Illinois landfill operators calculate how much waste they will be able to accept in the future. This volume is known as remaining or available capacity, and is expressed in gate cubic yards, meaning waste received at the landfill's gate, before it is compacted. One industry rule of thumb says 10 gate cubic yards of waste can be compressed into five compacted cubic yards. Obviously, the greater the compaction, the more waste can be buried.

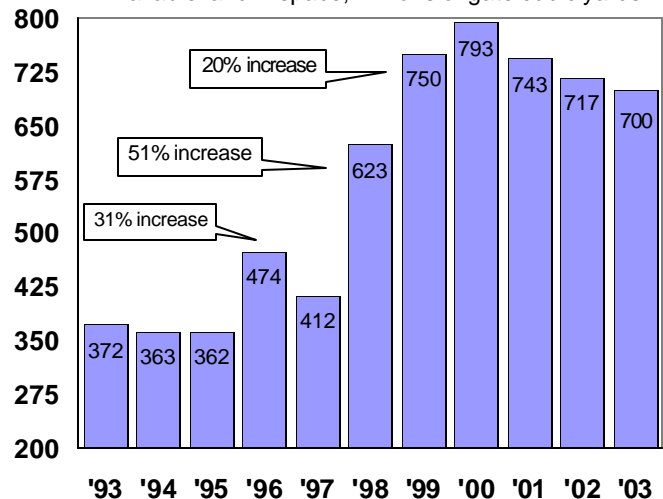
Tight Regulations Force Cutbacks

Active landfills accepting waste each year



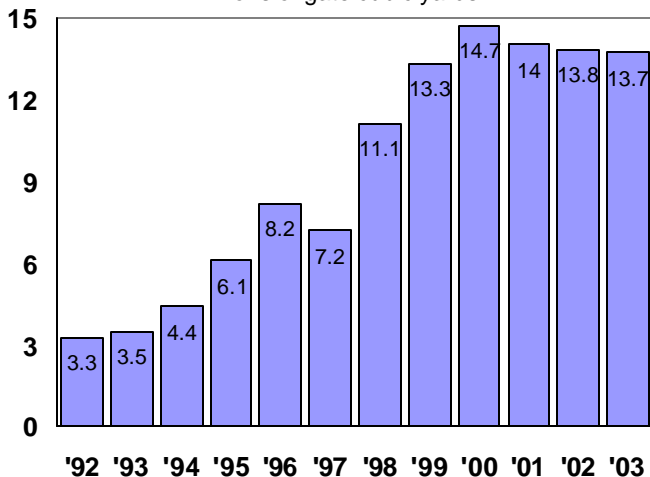
Pushing Survivors To Build Capacity

Available landfill space, millions of gate cubic yards



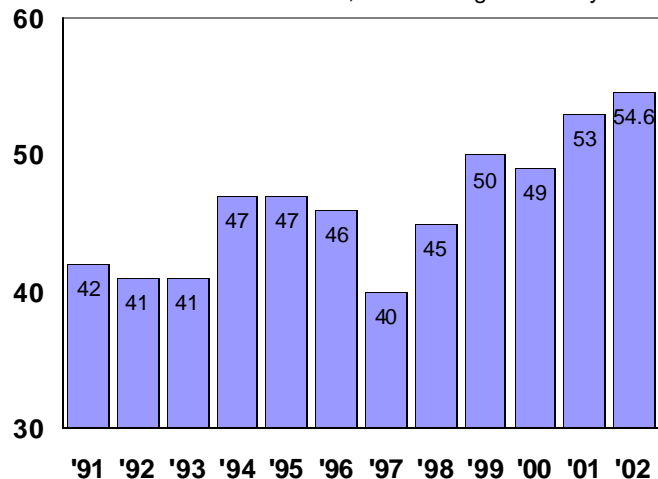
Average Landfill Capacity Steady

Millions of gate cubic yards



While Disposal Rates Remained Constant

Wastes landfilled, millions of gate cubic yards



Municipal Waste Management Plans and Plan Updates

The Solid Waste Planning and Recycling Act requires all Illinois counties and the city of Chicago to develop, adopt and implement 20-year municipal waste management plans.

Every five, 10 and 15 years, each plan must identify changes in planning areas, evaluate progress in the plan implementation and, if necessary, revise plan recommendations and goals. A county also has the option of updating its solid waste generation rate. The plan is then submitted to the Illinois EPA for review and comment.

Questions concerning these plans should be directed to the appropriate local administrators listed in Appendix K of this report. Due dates for plan updates are found in Appendix L.

Results of Illinois Recycling Economics Study

The National Recycling Economic Information Study, conducted by R.W. Beck¹ on behalf of the National Recycling Coalition² (NRC), and commissioned by the U.S. EPA, identified and documented the impact of the recycling/reuse industries in the United States. Illinois was among 12 states researched. Preliminary results show that Illinois hosts over 2,400 recycling and re-use establishments employing 56,000 people, generating a \$1.8 billion payroll and earning \$12 billion in annual revenues. Visit the NRC website at www.nrc-recycle.org for more details.

¹ R.W. Beck Inc. contact: Jonathan Burgiel at 407-422-4911 or jburgiel@rwbeck.com

² NRC contact: Kate Krebs at 202-347-0450 ext. 23 or KateK@nrc-recycle.org

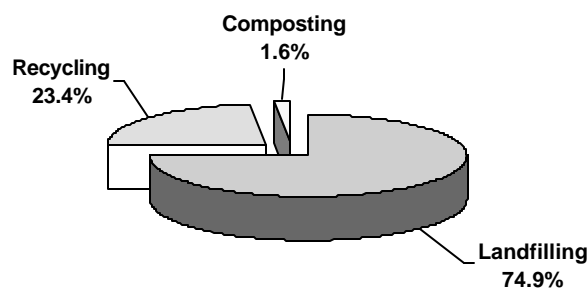
Municipal waste management in Illinois: 2002

Landfilling continues to play the largest role in the handling of municipal waste in Illinois. It is estimated that almost 75 percent was landfilled in 2002. The waste generation figure stands at 22.1 million tons. To arrive at this figure, the municipal data collected from landfills (16.1 million tons), the 354,000 tons composted, and the amount reported as recycled by local recycling coordinators (5.1 million tons) were added.

Waste generation does not include the amounts managed by homeowners, using either compost piles in their backyards or incineration for volume reduction using burn barrels. The waste generation data reported by local recycling coordinators might be 10 to 15 years out-of-date, and is based upon 1990 (or earlier) population figures. Until new studies are done locally and all populations are revised based upon 2000's census, 15.4 million tons of waste generated, as voluntarily reported by local recycling coordinators, might be 6.7 million tons too low.

Recycling, as calculated using the waste generation equation mentioned above, computes to the following rates: landfilling: 74.9 percent; recycling: 23.4 percent and composting: 1.6 percent. These figures outlined below in the pie chart might be the more accurate figures.

Municipal Waste Management in Illinois: 2002



Amount recycled

Solid waste coordinators have many priorities to balance. More pressing priorities of public health concern such as West Nile Virus and bioterrorism, plus limited funding for solid waste planning studies, have diverted the attention of many away from solid waste management issues during the past few years. Therefore, the 33.6 percent recycling rate reported should be considered an estimate. Actual figures may be lower or higher.



Municipal Wastes Generated & Recycled

Region	Estimated Population	Waste Generated		Waste Recycled	
		Tons	PCD ¹	Tons	Percent
One: Northwestern Illinois	801,336	829,823	5.7	228,411	27.5
Two: Chicago Metropolitan	8,324,491	11,051,943	7.3	4,132,633	37.4
Three: Peoria/Quad Cities	758,984	898,749	6.5	230,237	25.6
Four: East Central Illinois	857,253	963,560	6.2	196,788	20.4
Five: West Central Illinois	560,176	663,758	6.5	162,215	24.4
Six: Metropolitan East St. Louis	705,668	632,479	4.9	187,438	29.6
Seven: Southern Illinois	436,414	388,179	4.9	53,666	13.8
Total	12,444,322	15,428,491	6.8	5,191,388	33.6

¹ PCD = Pounds per capita per day.

State Solid Waste and Recycling Grants

The Department of Commerce and Economic Opportunity (DCEO), Bureau of Energy and Recycling issues a number of grants to governments, not-for-profit organizations and businesses.

For information about grant programs promoting recycling efforts, contact these DCEO staff members.

<u>Division and Contact Person</u>	<u>Phone</u>
◆ Recycling & Waste Reduction Division Reg Willis, Manager	217-782-7887
◆ Resource Recovery Section	217-524-0933
◆ Resource Development Section	217-785-2006
◆ Education, Research and Development Ron Swager, Manager	217-785-3498

For information about recycling publications, contact the Solid Waste Clearinghouse at 800-252-8955 (Illinois only) or 217-785-0211 (out-of-state).

For information regarding the U.S.EPA/National Recycling Coalition/R.W. Beck study on recycling economics, contact Ron Swager at the number above.

Who to Call for Help With Specific Problem Wastes

The Illinois EPA supports a number of waste disposal and recycling efforts aimed at helping households and selected institutions safely dispose of household hazardous waste, scrap tires, leftover paint, used motor oil, educational hazardous waste and more.

To obtain the latest information about these programs, or to learn the dates, times and locations of drop-off collections, please call one of the following:

- ◆ Dan Rion, at 217-782-9294, concerning scheduling of Household Hazardous Waste collections;
- ◆ Tap Hefley or Todd Marvel, at 217-785-8604, concerning scrap/used tire disposal;
- ◆ David Saladino, at 217/558-4115 concerning high school laboratory hazardous waste and used fluorescent and high intensity light bulb disposal;
- ◆ David Anderson, at 217/558-2574, concerning what to do with waste paint and used motor oil.

On-Farm Composting Facilities

In rural areas, farming provides an outlet for landscape waste management through the Illinois Environmental Protection Act's provisions for on-farm exemption and agronomic rate application, Section 830.106 a) and b). While the agronomic rate application has only one limit (20 tons per acre per year); other requirements that must be met to be permit exempt are that:

- The site and where the finished compost is to be used, must be on property operated by the farmer doing the composting. The property used for the composting process cannot be more than two percent of that farmer's total acreage.
- The compost site, and the land where the compost is to be used, shall be "principally and diligently devoted to the production of agricultural crops".
- The land used and the farmer shall not be connected to a waste hauling company, or a generator of non-agricultural compost materials (tree trimming businesses, nurseries, cemeteries and utility companies). If the farmer is paid to haul the landscape waste to the site, he would not be qualified for the exemption.
- The compost needs to be used within 18 months of the waste being brought to the site.
- The compost site and use area meet required setbacks from wells (200 feet), nearest residence (one-fourth mile) and groundwater (five feet). It cannot be within the 10-year flood plain, or have more than 10 occupied non-farm homes within one-half mile.
- The farmer registers the site with the Illinois EPA, and submits an annual report.

Composting is increasing by 5.8 percent

Landscape wastes were banned from Illinois landfills beginning July 1, 1990. The number of compost sites now stands at 40, three less than in 2001.

Compost facilities report to the Agency each year the quantities of wastes accepted. In 2002, the state's compost facilities processed more than 354,000 tons of landscape wastes, a 5.8 percent increase from 2001's total of 333,701 tons.

Chicago Metropolitan area compost sites take six of the top 10 spots in terms of waste accepted in 2002. Number one, two and three ranked sites, located in Kankakee, McHenry and Kendall counties, took in one-third of the wastes composted in Illinois in 2002. Number 10 ranked site in Quincy closed in 2003.

However, increasing amounts of landscape wastes in all parts of the State are being handled by permit-exempt farms, which are described next.

Compost Facilities: Wastes Handled 2002

Region	Active Facilities	Tons
One: Northwestern Illinois	6	45,252
Two: Chicago Metropolitan	16	220,799
Three: Peoria/Quad Cities	6	22,421
Four: East Central Illinois ¹	4	17,766
Five: West Central Illinois	2	12,991
Six: Metropolitan East St. Louis	5	34,045
Seven: Southern Illinois	1	1,059
Total	40	354,333

¹ One active site did not report amount accepted in 2002.

On-farm composting facilities

If the farmer meets the requirements shown in the adjacent table, then a composting permit is not needed. However, the sites are still subject to the minimum performance standards of Section 830.202 of the Act. These requirements include controlling odors, processing waste within five days, run-off and run-on control, and windrow construction. They must have written plans for the intended use and for odor control. The only minimum standards they are not required to meet are posting an entrance sign and record keeping of complaints. They are not subject to any of the standards for permitted compost sites.

Due to the limitations of the exemption, the finished compost may not be sold, given to others, or used as alternate daily cover at landfills.

Transfer station and recycling center regulations to be drafted in 2003

It is anticipated that draft regulations for recycling centers and transfer stations will be promulgated during 2003. You may check the Illinois Pollution Control Board web site www.ipcb.state.il.us if interested in the status of the rule-making process.

Transfer Stations: Wastes Handled in 2002

Region	Active Facilities	Tons
One: Northwestern Illinois	6	128,239
Two: Chicago Metropolitan	59	5,782,390
Three: Peoria/Quad Cities	4	10,055
Four: East Central Illinois	6	1,400
Five: West Central Illinois	3	167,696
Six: Metropolitan East St. Louis	5	73,606
Seven: Southern Illinois	3	58,079
Total	86	6,221,465

¹ Each region contains active sites that did not report amounts of waste accepted.

In 2002, 43 of 86 active transfer stations (45.7 percent) voluntarily reported handling nearly 6.2 million tons of trash, or nearly 11.2 percent of wastes landfilled statewide. If the number of active landfills falls from 51 in 2002, to the mid-40s, or even the upper-30s, over the next decade, the number of transfer stations can be expected to grow, as will the amount of wastes they will handle.

The Agency requested data from transfer stations, but not all of the facilities chose to voluntarily return the survey; so it is assumed that transferred amounts of waste are under-represented in this report.

We do know which transfer stations were accepting waste, because they are inspected on a regular basis by our Field Operations staff and the delegated agencies.

Project TREAD launched

See the sidebar for more information on Project TREAD (Tire Reduction, Education and Disposal), the Illinois EPA's outreach effort to increase the public's awareness and assistance for the Illinois EPA's Used Tire Program in response to the serious West Nile Virus situation in Illinois.

In addition, the Illinois EPA issued a fact sheet in early 2003 called "Used Tires and the West Nile Virus." This fact sheet identifies the link between improperly managed used and waste tires and the proliferation of disease-carrying mosquitoes that results in an increased risk and occurrence of West Nile Virus. The fact sheet is available on our web site at <http://www.epa.state.il.us/land/tires/images/project-tread.pdf>.

For further information on the Illinois EPA's Used Tire Program, go to <http://www.epa.state.il.us/land/tires/index.html>.

Project TREAD launched

Illinois Environmental Protection Agency Director Renee Cipriano announced on March 20, 2003 the launch of "Project TREAD" that will seek additional help from the public and local officials to identify and remove illegal tire dumps.

"Illinois EPA's Used Tire Management Program cleaned up more than 1.1 million waste tires last year that were potential breeding grounds for mosquitoes that may spread West Nile virus and other diseases," said Director Cipriano.

"Project TREAD (Tire Reduction, Education and Disposal) will urge citizens and local officials to report improperly discarded tires to the Illinois EPA and/or to local police," Director Cipriano added.

Fact sheets addressing the hazards posed by abandoned used tires will also be sent to local officials across the state.

Public Service Announcements will also be mailed to radio stations statewide and Illinois EPA will give special recognition to those officials and citizens who make outstanding contributions to Project TREAD.

"In addition to the more than 1,000 inspections done by our staff each year, we rely on tips from the public and local officials to track down renegade tires," noted Director Cipriano.

If mosquito larvae are found, the inspector applies a larvacide and takes immediate action to have the tires removed and disposed of properly.

Illinois EPA is part of the state's West Nile Virus Task Force and last year cleaned up more than 50,000 waste tires at the request of the Illinois Department of Public Health and local health departments.

Approximately 12 million used tires are generated each year in Illinois. While most are now managed properly as a result of oversight by the our Used Tire Management Unit, there are still hundreds of thousands of tires that need to be removed from illegal sites each year. ♦

Alternative re-use of Construction and Demolition Debris

The Illinois Environmental Protection Act was amended in July 2003 to increase the opportunities for beneficial reuse of clean construction and demolition debris. Clean construction or demolition debris includes uncontaminated concrete with no protruding metal bars, bricks, rock, stone; reclaimed asphalt pavement; and soil from construction or demolition activities.

Prior to July 2003, use of this material without being classified as disposal of solid waste was mainly limited projects where it was used "below grade." This meant the material was used to fill a quarry, borrow pit or other constructed excavation. It could also be used in engineered construction projects.

The changes to Section 3.160 of the Act removed the "below grade" requirement. It was replaced by the limitation that the fill is placed no higher than the existing elevation of the area immediately adjacent to the site prior to filling. With this change, leveling parking lots and filling in ravines can now be done without being part of an engineered project. Please refer to the whole text of Section 3.160 prior to beginning a project, as there are other limitations and conditions that must be taken into account before using the material.

The Illinois Environmental Protection Act and the Rules and Regulations of the Illinois Pollution Control Board are available on the Internet. Go to the Agency's web site, www.epa.state.il.us and choose "Rules and Regulations". This will provide links to the Illinois Pollution Control Board and Secretary of State web sites where this information is kept. ♦

Permitting requirements of Illinois EPA

New landfills or landfill expansions cannot be built unless the Bureau of Land issues a permit. Issuance of a Bureau of Air permit to a landfill identifying it as a potential new source of air pollution must also be obtained.

An initial completeness review of a permit application normally takes 30 days. If omissions are found, the application is rejected as incomplete. The applicant then has 35 days to provide additional information to make an application complete. Once an application is found to be complete, technical reviews are conducted.

Approval or denial of permit applications

During the review period, comments are solicited from Bureau of Land's Regional Office, Groundwater Assistance Unit and the Solid Waste Unit. After review of the application, the addenda, and comments from public officials, the general public and the regional office, final action is ready to be taken.

If the reviewers have found the application to completely adhere to applicable environmental regulations, then the permit is approved outright or with special conditions. If the application is deficient, then the Permit Section denies the permit.

Rather than sending out a formal denial letter, the reviewer prepares a draft denial letter which explains the areas in the application that are deficient. The applicant has a choice of either providing some additional information in the form of an addenda to the original application or asking the reviewer for a formal denial that could be appealed to the Illinois Pollution Control Board. Additional information is usually provided. Approval or denial of a permit application takes 180 days, unless an extension is granted.

If the application is denied, an owner/operator could submit a new application, appeal the Agency's denial of the permit through the Illinois Pollution Control Board or they could abandon the project. Most choose to submit a new application, starting the 180-day process over again.

Permits for landfills contain detailed requirements for the design, construction, capacity and operation of the landfills. They also contain stringent requirements for monitoring the groundwater beneath and around the landfill to detect releases from the landfill that would adversely impact the quality of the groundwater. Finally, the permit contains detailed requirements to properly "close" the landfill once it has been filled to permitted capacity and to provide for proper care of the landfill after it has been closed.

From time to time, the owner/operator of a landfill must modify the facility's permit. These modifications can address many things, including changes in construction and/or operational practices; construction of cells within the permitted landfill boundaries; and groundwater monitoring issues.

This report attempts to document significant permit actions. However, only those permits actions which change the items mentioned in "Facility Facts" section of the landfill specification pages are acknowledged. Pay close attention to the footnotes on each facility specification page for permit actions made during 2000, 2001 and 2002.

For more information about items discussed in this report, contact the Agency's Freedom of Information Officers at FOIA@epa.state.il.us. You may also fax requests on letterhead to 217/782-9290. Be very specific in your request for information and include the site number, if possible.

Closure and post-closure care period

Once a landfill has received its permitted volume of waste, it must be "closed" in accordance with an approved plan and with Illinois landfill regulations. Proper closure of a landfill includes establishing a proper grading plan to allow for precipitation to run off the landfill, constructing a final cover over the waste to minimize the amount of precipitation that can infiltrate the landfill, establishing a vegetative cover system over the final cover system to minimize erosion and finalizing the gas and leachate management systems to ensure that gas and leachate generated in the landfill after the landfill is closed are properly managed.

After a landfill has been properly closed, it must then receive at least 30 years of post-closure care. Proper post-closure care includes maintaining the vegetative cover to ensure it does not erode, monitoring the groundwater to ensure there have been no releases due to the landfill, and removing the gas and leachate generated in the landfill to ensure that they do not have adverse impacts on the area surrounding the landfill.

Closure activities, depending on the site, may include: capping the landfill; installing monitoring devices if they are not already in place; providing topsoil, seeding, and mulching as necessary; and possibly converting the land for follow-up use. Routine post-closure care continues for 30 years after a landfill ceases accepting waste and includes maintaining the surface cover, monitoring gas, flaring or collecting any gas, monitoring, pumping and transporting any leachate, and monitoring groundwater. Estimates for both closure and post-closure care costs must be based on an engineering estimate of the cost for a third party to perform the necessary work and maintenance. Financial assurance is also required for corrective action, such as remediation of groundwater contamination.

Financial Assurance Requirements

Funding for landfill closure, post-closure maintenance and corrective action must be provided by the landfill owners and operators, ensuring costs are not borne by taxpayers. Many different mechanisms are available to help landfill owners prove now that they will be able to pay later.

Financial assurance mechanisms for landfill closure and long-term care fall into three broad categories: cash-in-hand, in the form of trust funds or escrow accounts; third-party insurance, including letters of credit and surety bonds; and various types of self-insurance. Self-insurance can include a financial test, a guarantee by a parent corporation or government entity, or deferred funding in the form of pledge of revenues. The state can further determine which mechanisms are allowable for publicly and privately owned landfills and how landfill owners and operators must provide accounting.

Closure and long-term cost estimates are revisited annually for active landfills. For those which closed under Part 807 regulations, review takes place every two years. Costs are updated based on the remaining capacity in the landfill, the remaining post-closure care period, and adjusted for inflation. The funds available must be adequate to cover the projected costs.

For more information about Illinois regulations regarding financial assurance, contact Blake Harris, Bureau of Land, at 217-785-8604. ♦

Solid Waste Landfill Terms Defined

Closure: procedure that a solid or hazardous waste management facility undergoes to cease operations and ensure protection of human health and the environment for the future.

Final Cover System: the materials or layers (i.e., erosion/vegetative layer, infiltration/barrier layer, drainage layer) installed over the top of a closed landfill to minimize infiltration and erosion.

Leachate: any liquid, including any suspended components in the liquid, which percolated through or is drained from waste.

Operation & Maintenance: activities conducted at a site to ensure that the treatment and containment system is functioning properly. This may include: grading, seeding and mowing the vegetative layer, monitoring and repairing gas and leachate collection systems; treating collected leachate; groundwater monitoring and maintaining; and repairing the physical integrity of drainage control structures.

Response Action: an action taken to reduce or control risks to human health and the environment.

Site Investigation: a study designed to gather data needed to determine the nature and extent of contamination. ♦

Thirty-three abandoned landfills targeted for clean-up

In March 1999, the Illinois General Assembly appropriated \$50 million to clean up 33 abandoned landfills located in 21 counties throughout the state. Although these landfills stopped accepting waste, they were not properly closed. Resulting risks include contaminated drinking water, surface water pollution from run-off, odors and dead vegetation from methane accumulation, presence of vectors and other rodents, exposure to pathogens, exposure to hazardous materials present in exposed refuse, infectious wastes or hazardous substances present in the exposed refuse, and/or landslides due to differential settling or unstable slopes.

The corrective action at these landfills includes pumping of accumulated leachate, constructing an impermeable cover, grading and slope stabilization, and seeding of vegetation for erosion control. Several years post-corrective care will also be necessary for maintenance and monitoring.

After corrective action is complete, as many as 12 of these abandoned landfills may be available for use as green space using native vegetation, or serve municipal functions as city garages or parking lots.

Four years later, in 2002, 50 percent of the \$50 million available allotted to clean up the 33 abandoned landfills has been spent. In 2002, response actions were completed at the Waste Hauling Landfill, Decatur; Bi-State Landfill, Belleville; Bath Landfill, Decatur and Centralia Environmental Services, Inc., Centralia. Construction began at six landfills: Bath and Waste Hauling landfills, Decatur; Prior and Prior Blackwell landfills, Centralia; H & L Landfill, Danville; and Paxton I, Chicago. Site investigations were conducted at five landfills: Anna Landfill, Anna; Chicago Heights Refuse Depot and Triem, Chicago Heights; Delta Landfill, Mounds; and Lewis Landfill, Beardstown. Operation and maintenance activities continued at Carlinville Landfill, Carlinville; Steagall Landfill, Galesburg; Multi-County Landfill, Villa Grove; Western Lion and Service Disposal Landfill, Mattoon; and Paxton II, Chicago.

A separate appropriation totaling \$15 million was approved for stabilization and corrective action on what the Illinois EPA identified as the “worst” site, Paxton II in southeast Chicago, due to an imminent threat of a collapse of a portion of the landfill.

The Illinois EPA will make every effort to recover the State’s corrective action costs from responsible parties.

For more information: a report entitled [Illinois FIRST Abandoned Landfill Program](#) is available on our Bureau of Land website; (click on clean-up programs, state response program, publications) or contact State Response Action Program Acting Manager, Neelu Reddy at 217-782-6761.

Landfill liner study and continuing engineering education for Illinois EPA staff

Illinois EPA's Bureau of Land, Permit Section, wrote some recommendations in January 2003 for the 92nd General Assembly in fulfillment of House Resolution 715.

"A Study of the Merits and Effectiveness of Alternate Liner Systems at Illinois Landfills" is outlined on our web site. Methodology and conclusions reached, as well as the entire report, can be assessed at www.epa.state.il.us/land/publications/#solid-waste-permits.

In addition, Illinois EPA has provided civil engineering training for its staff. Topics have included landfill liquid management, landfill gas emissions, slope stability and slope failures, and geotechnical engineering analysis for its staff. These classes were taught by professors from Clemson University, Clemson, South Carolina and University of Illinois, Urbana.

Nonhazardous Solid Waste Management and Landfill Capacity in Illinois: 16th Annual Report (2002)

Section 4 of the Illinois Solid Waste Management Act requires the Agency to "publish a report regarding the projected disposal capacity available for solid waste in sanitary landfills. . . . Such reports shall present the data on an appropriate regional basis. . . [and] shall include an assessment of the life expectancy of each site."

This legislative mandate explains why the main body of this report is organized by seven Illinois EPA administrative regions, and why landfill capacity and life expectancy are emphasized in nearby tables and charts, and in text, tables, map symbology and landfill specification pages in the regional sections.

Other states which write a report similar to this are Florida, Indiana, Washington and Virginia. For more information contact Peter Gorer, Florida Dept. of Environmental Protection at 850-487-9532; Michelle Weddle, Indiana Dept. of Environmental Management at 317-233-4624; Ellen Caywood, Washington Dept. of Ecology at 206-459-6259; and John Ely, Virginia Dept. of Environmental Quality at 804-698-4249. Virginia's report is only available on the internet.

For more information about how Indiana's report pertains to Illinois see text on page 5 of this report.

Conclusion

Our state-wide analysis of solid waste management is now concluded.

For more details about solid waste management throughout the seven Illinois EPA administrative regions of Illinois see the body of the document on pages R1.1 through R7.16.

The Appendices also contains supporting documentation that may be useful. ♦♦

Case Study of Bath Landfill, Decatur

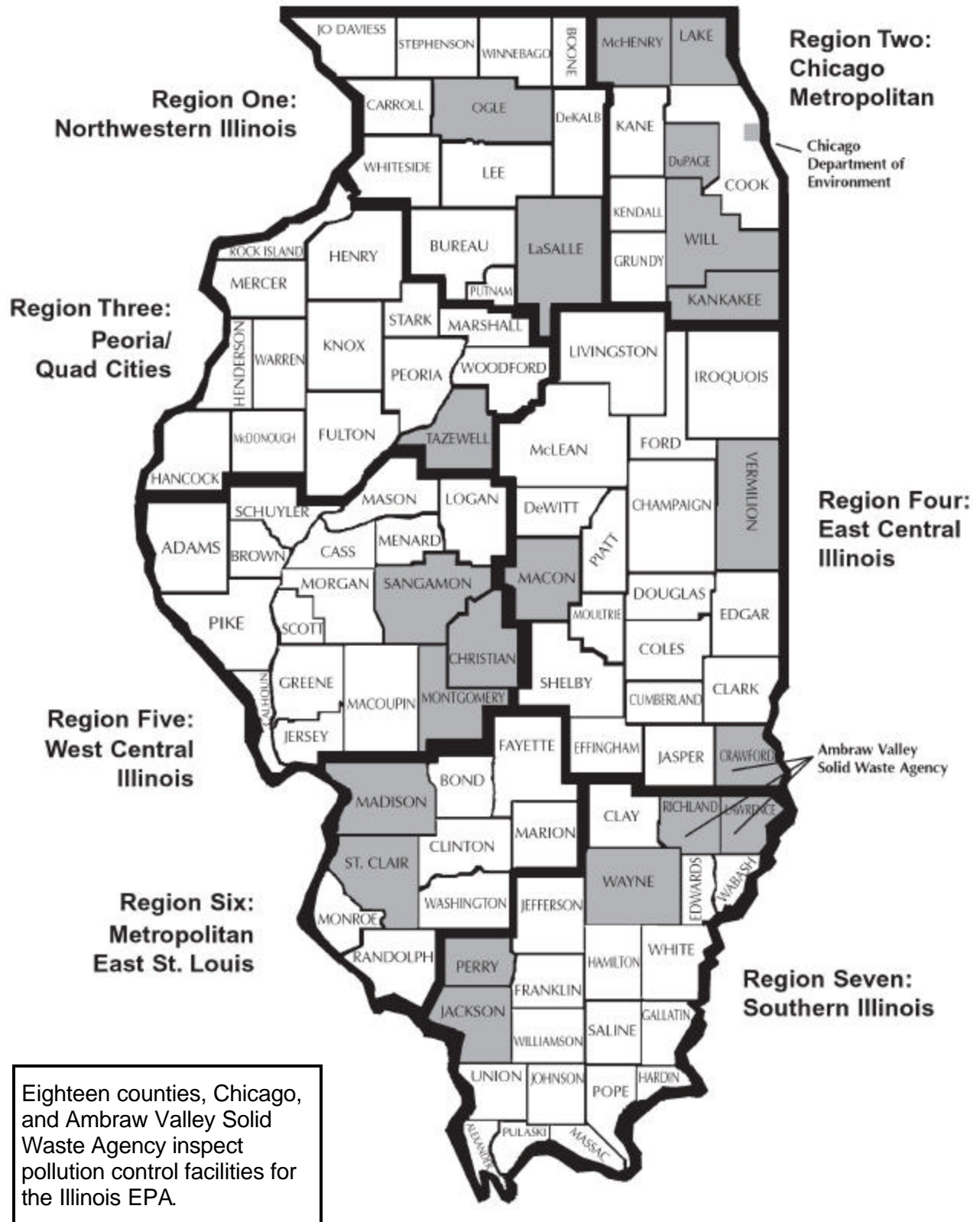
The Bath Landfill, Decatur is located adjacent to the Sangamon River and is one-quarter mile from Decatur's Lincoln Park. Residences are located approximately one-half mile to the north. This 17 acre landfill ceased accepting waste in 1991 due to a Consent Order from the Illinois Attorney General's Office. The site was never certified closed by the Illinois EPA.

Illinois EPA's 2001 investigation found that disposal of waste extended very close to the bank of the river. Debris, such as appliances, glass, metal and concrete, was present in the river. The landfill had erosion problems, uncovered refuse, and evidence of leaching into the Sangamon River. River sediment samples and one soil sample along the riverbank contained polynuclear aromatic hydrocarbons above the most stringent sediment quality objectives.

In August 2002, Illinois EPA began construction which included: regrading the landfill to improve drainage of steep slopes; removing and properly disposing of exposed waste; installing a landfill gas management system to protect the vegetation; adding a compacted clay cap to minimize infiltration and an additional layer of soil to support vegetation; establishing native prairie grasses to stabilize the soil; and stabilizing portions of the riverbank undergoing erosion using a turf reinforcement mat, native shrubs, and six-sided concrete anchoring devices called A-jacks. Construction was completed in December 2002. ♦

This page left blank intentionally

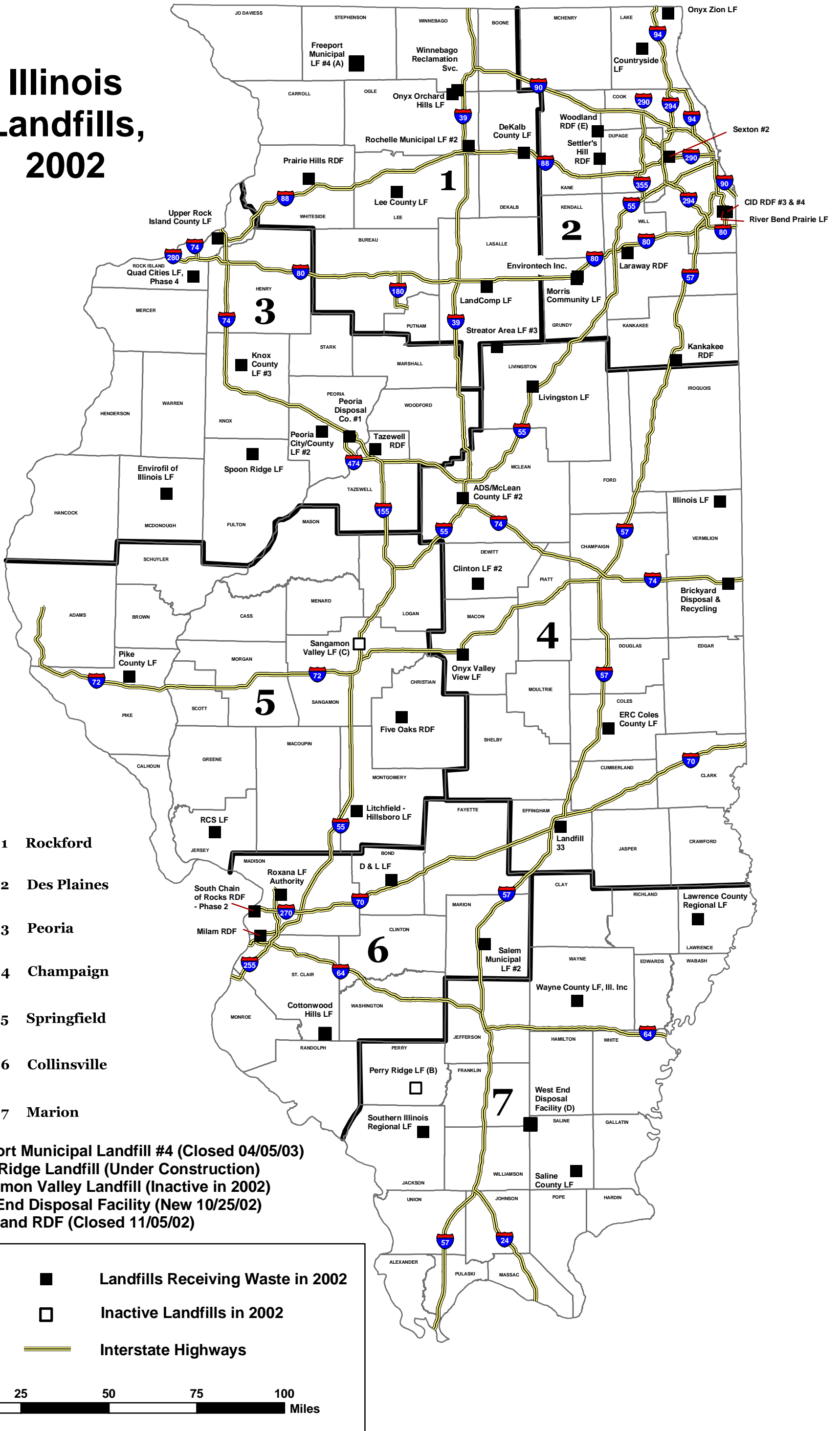
Local Agencies Delegated to Inspect Pollution Control Facilities for the Illinois EPA



Eighteen counties, Chicago, and Ambraw Valley Solid Waste Agency inspect pollution control facilities for the Illinois EPA.

This page left blank intentionally

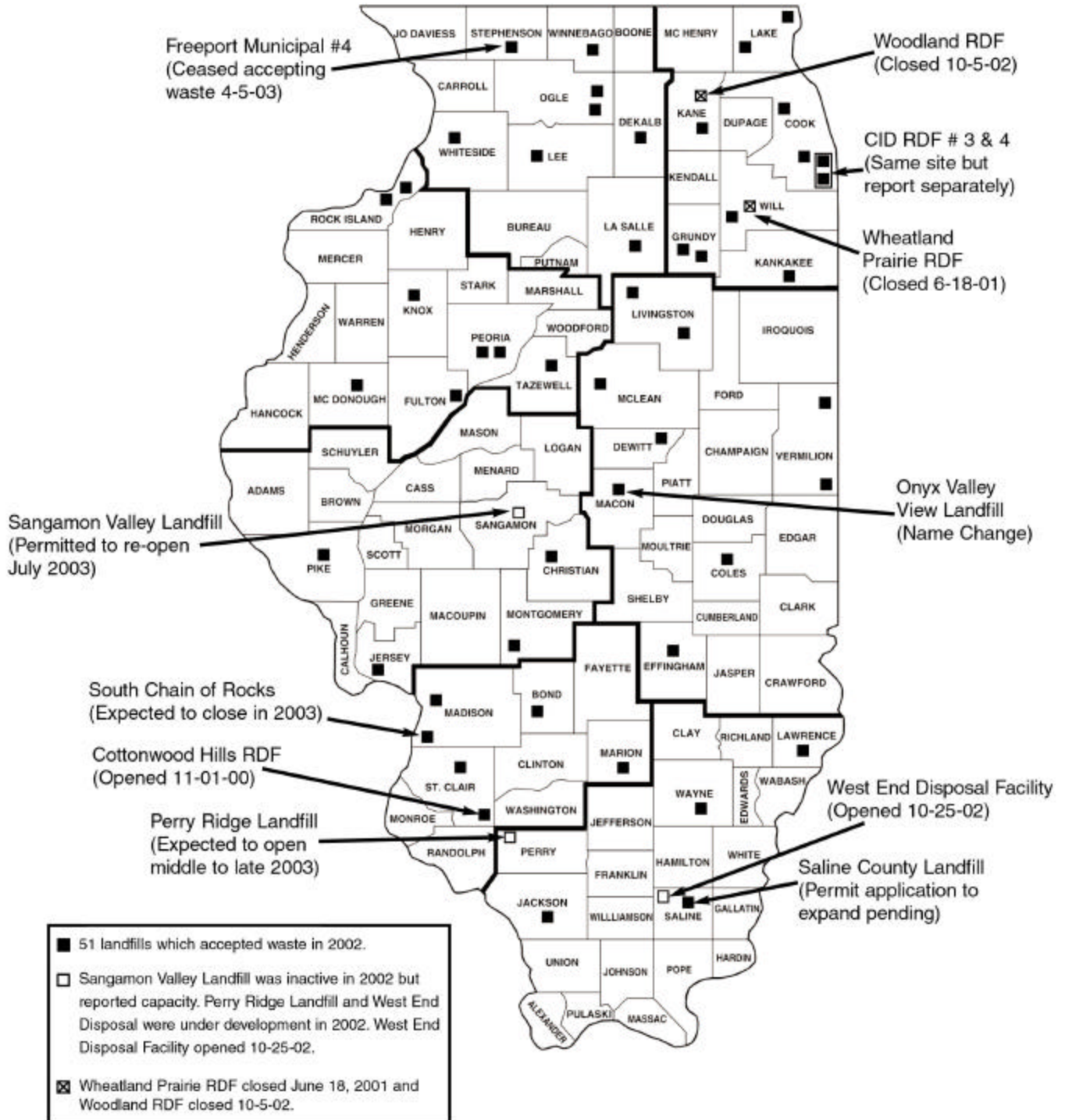
Illinois Landfills, 2002



- A. Freeport Municipal Landfill #4 (Closed 04/05/03)
- B. Perry Ridge Landfill (Under Construction)
- C. Sangamon Valley Landfill (Inactive in 2002)
- D. West End Disposal Facility (New 10/25/02)
- E. Woodland RDF (Closed 11/05/02)

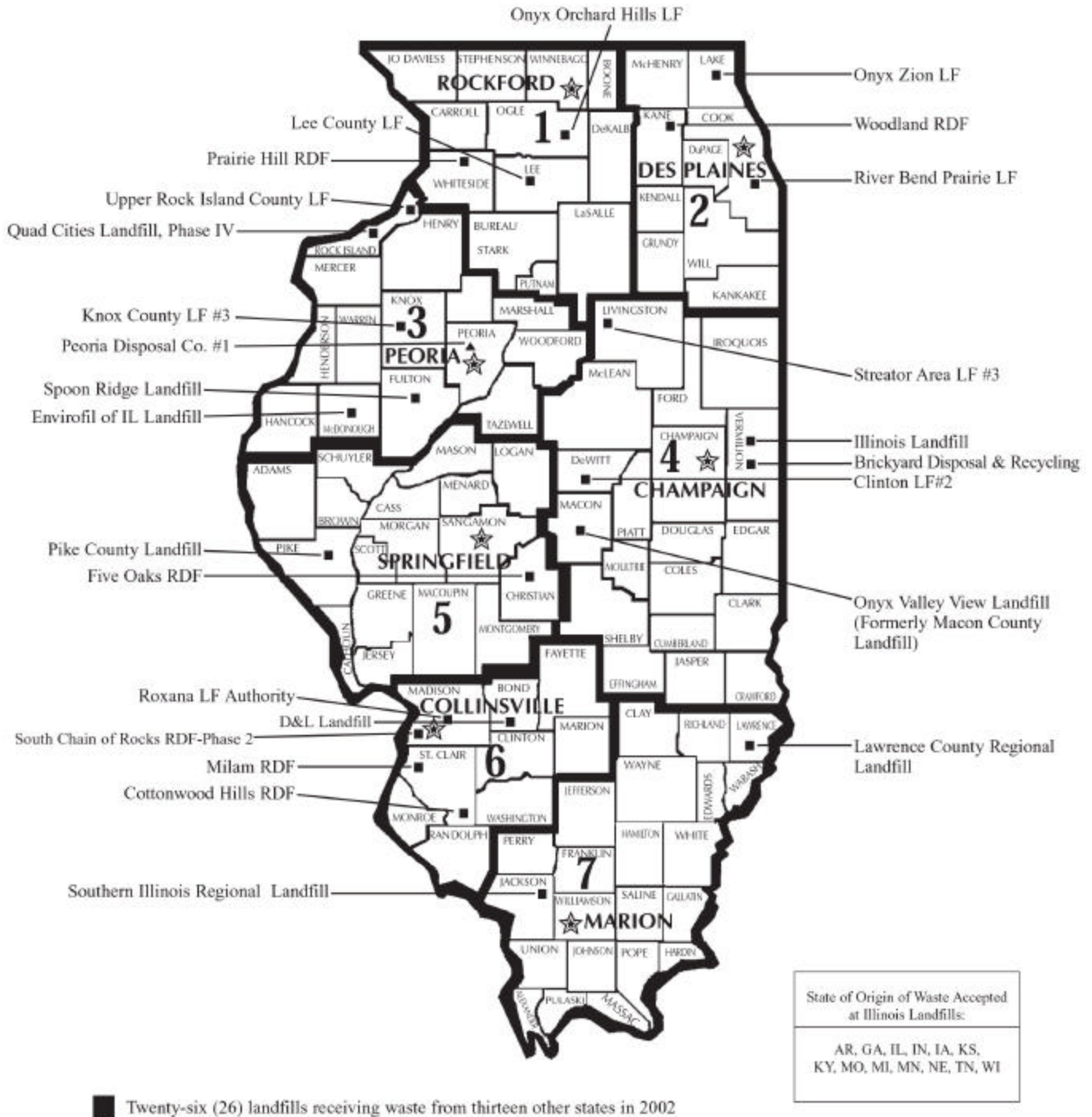
This page left blank intentionally

Landfills: Active, Closed, Under Development in 2002



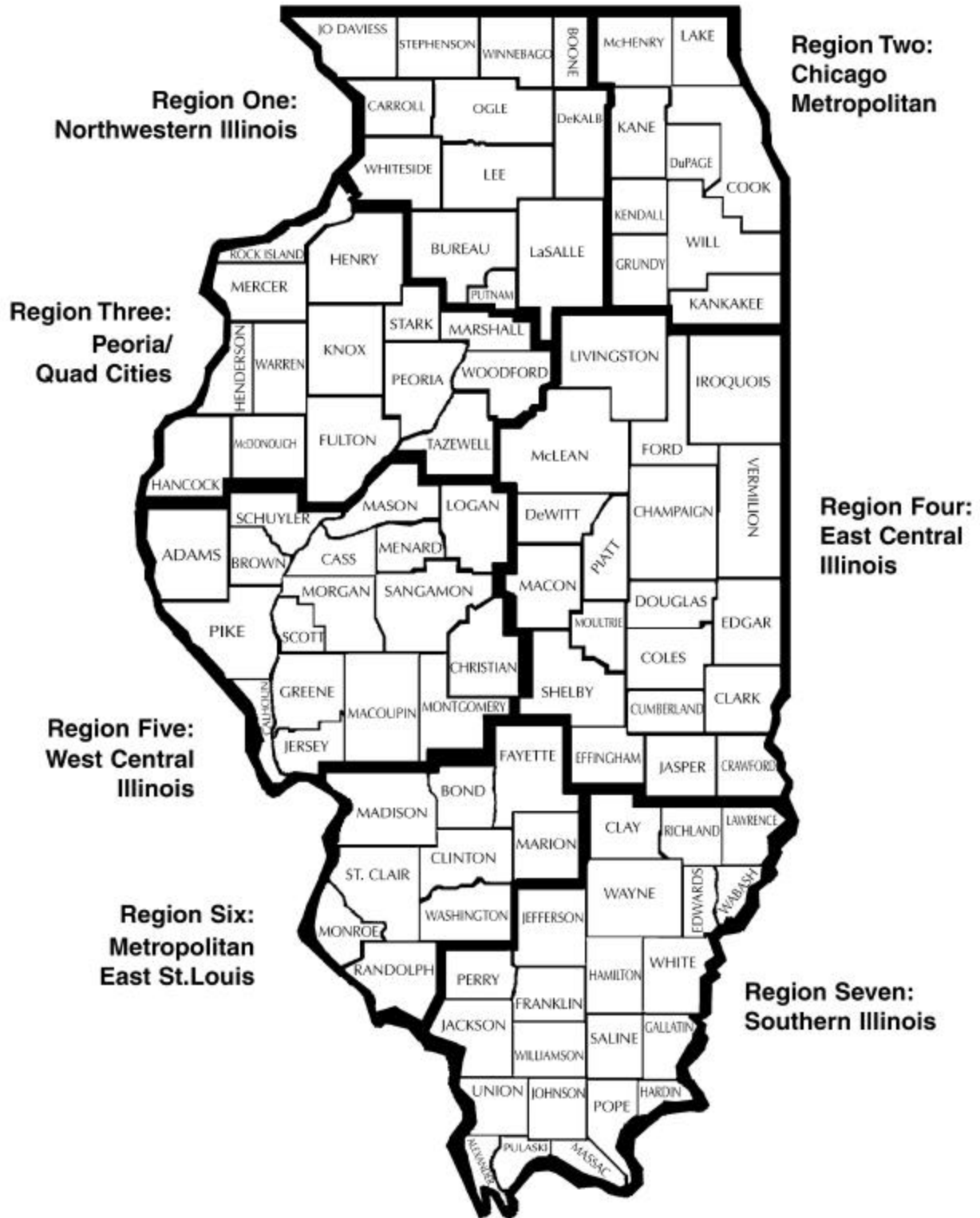
This page left blank intentionally

Landfills Receiving Waste from Other States in 2002



This page left blank intentionally

Illinois Environmental Protection Agency Administrative Regions



Regional offices are located in Rockford, Des Plaines, Peoria, Champaign, Springfield, Collinsville and Marion

Region One: Northwestern Illinois

Landfills Transfer Stations Compost Facilities



A new cell being developed at Onyx Orchard Hills Landfill. On an average, it costs one million dollars per acre from concept to operation, to completion of closure requirements.

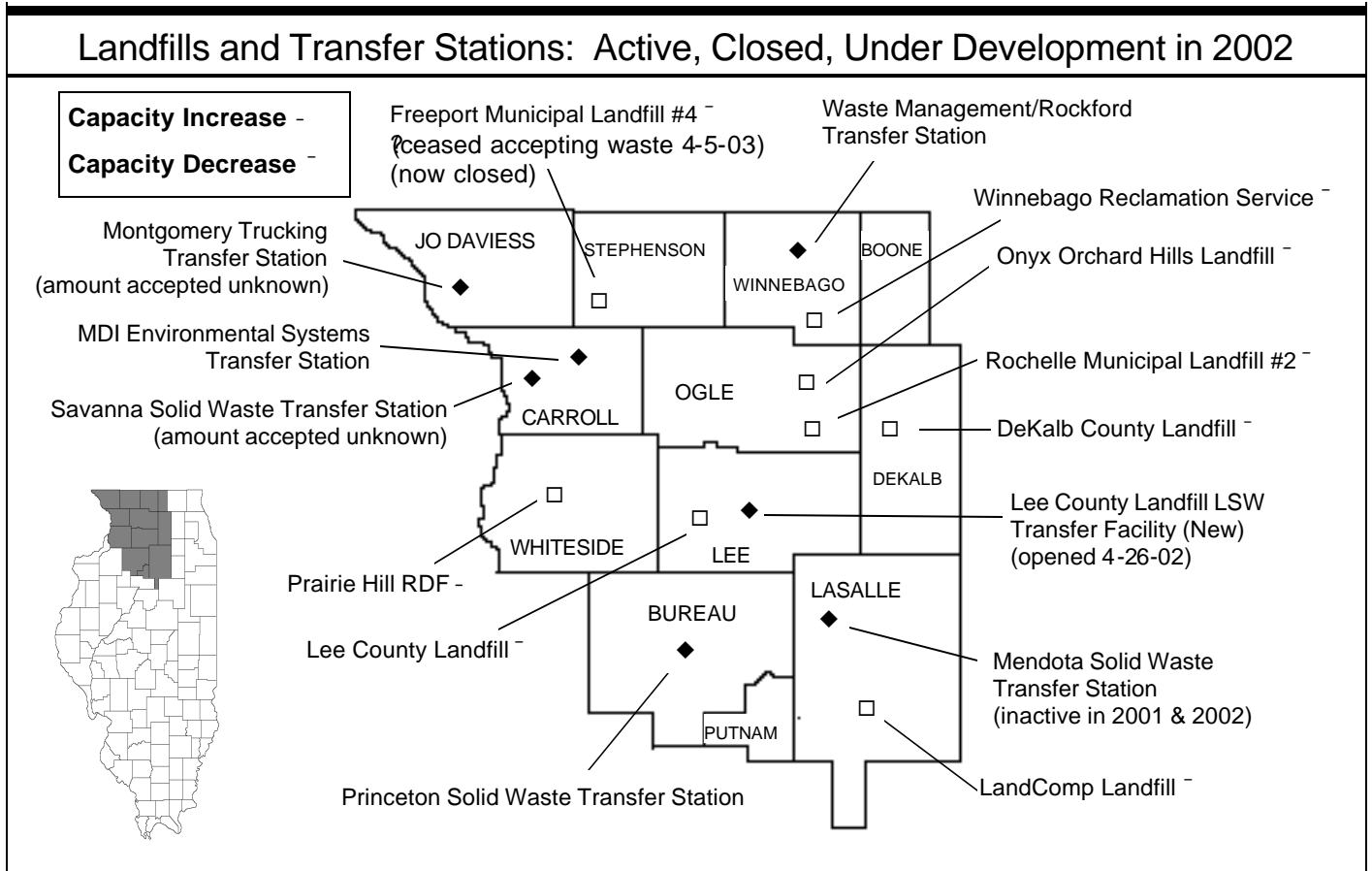
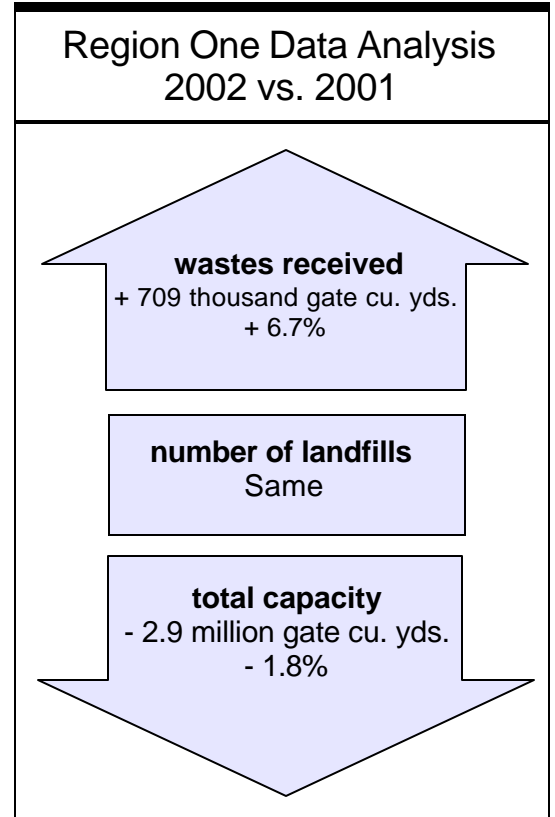
TWO NEW LANDFILLS DEVELOPED SINCE 1996 IN REGION ONE SHOW up in the top six ranking of all the State's landfills in terms of waste receipts. Onyx Orchard Hills Landfill, Davis Junction, ranks second in the state accepting 4.4 million gate cubic yards; Lee County Landfill, Dixon, is fifth with 3.4 million gate cubic yards received.

Region One's eight active facilities received more than 11.2 million gate cubic yards of wastes in 2002 — or 709 thousand gate cubic yards more than in 2001, a 6.7 percent increase.

Newer facilities accept some out-of-state wastes

Prairie Hill Recycling & Disposal Facility, Morrison, reports accepting nine percent of its waste from Iowa. Lee County Landfill accepted three percent from Iowa and Wisconsin. Onyx Orchard Hills Landfill accepted less than one percent of its waste from Wisconsin.

Most importing states share borders with the State of Illinois. Iowa sent Illinois 15.1 percent of the more than 5.8 million gate cubic yards received from other states in 2002. Wisconsin only sent Illinois landfills 3.4 percent of their waste. Waste imports from Missouri boosted the total of waste received from other states. More than 78.5 percent of the waste imports to Illinois came from Missouri in 2002.



Region One Solid Waste Statistics

Counties	12
Area (square miles)	7,371
Population (est.)	801,336

Landfill life expectancy

Years remaining **14***

Landfills

Active in 2002 **8**

Open past 2002 **7**

Transfer Stations

Active in 2002 **6**

Inactive in 2002 **1**

Compost facilities

Active in 2002 **6**

Inactive in 2002 **1**

♦ Total remaining capacity (from table below) divided by total wastes accepted. Tells how long the region may be served by local landfills at current disposal rates, barring capacity adjustments, until capacity is depleted.

Pending Expansions¹ Airspace

Onyx Orchard Hills	17.6 million
Winnebago Rec. Svs.	1.8 million

¹ Under Illinois EPA review.

Capacity decreased just under two percent as of Jan. 1, 2003

This region is second in the state, behind Peoria Quad Cities (Region Three), in remaining capacity. Onyx Orchard Hills Landfill reported 56.2 million gate cubic yards of space available as of Jan. 1, 2003, making it third in the state in capacity ranking on that date and second in waste receipts. Close behind is Prairie Hill RDF with 50 million gate cubic yards, which ranks fourth, in capacity remaining; opened a six acre cell (Phase 2, Cell 2) on July 20, 2000.

Total capacity for the Region's eight landfills, reporting on Jan. 1, 2003, was almost 159 million gate cubic yards, which is 2.9 million gate cubic yards less than the amount reported on Jan. 1, 2002, only a 1.8 percent decline.

Three landfills opening in the past five years help boost the State's capacity; one landfill closed in April 2003

Onyx Orchard Hills Landfill began taking wastes on Jan. 13, 1998. Later in November 1998, LandComp Landfill, Ottawa, opened. Lee County Landfill also opened at that time.

Most of these relatively newer landfills show up in the top five listing in terms of capacity remaining at the State's landfills as of Jan. 1, 2003.

Freeport Municipal Landfill #4, Freeport which ceased accepting waste in spring of 2003, shows up second from the bottom in terms of capacity remaining or available.

Winnebago Reclamation Services, Rockford and Onyx/Orchard Hills Landfill will expand if Illinois EPA approves permit applications.

Landfills: Wastes Accepted 2002; Remaining Capacities Jan. 1, 2003

	Municipality	County	Wastes		Capacity		Disp. Area Acres	Close Year
			Cu. Yds.	Rank ¹	Cu. Yds.	Rank ²		
DeKalb County Landfill	DeKalb	DeKalb	265,839	39	4,327,000	31	88	2018
Freeport Municipal Landfill #4 ³	Freeport	Stephenson	122,232	44	20,000	51	17	2003
LandComp Landfill	Ottawa	LaSalle	629,947	23	21,002,000	10	101.5	2036
Lee County Landfill ♦	Dixon	Lee	3,444,057	5	20,361,000	12	142	2014
Onyx Orchard Hills Landfill ♦	Davis Junction	Ogle	4,413,427	2	56,197,000	3	175	2014
Prairie Hill RDF ♦ ⁴	Morrison	Whiteside	648,129	22	50,005,000	4	226	2042
Rochelle Municipal Landfill #2	Dement Twp.	Ogle	328,000	33	1,270,000	38	80.6	2006
Winnebago Reclamation Service	Rockford	Winnebago	1,369,926	10	5,816,000	27	43	2006
Totals			11,221,557		158,998,000			

♦ Three landfills accepted out-of-state wastes from Indiana, Iowa & Wisconsin during 2002 totaling 175,801 gate cu. yds. or 1% of the region's total.

¹ Standing among 51 landfills that accepted wastes during 2002.

² Standing among 51 landfills that reported capacity as of Jan. 1, 2003.

³ Ceased accepting waste on April 5, 2003.

⁴ Operation of Phase 2, Cell 2 (6 ac.) on 7-20-00.

Closures

Lee County Landfill received an Agency permit allowing its owners to begin construction in the summer of 1998 and started accepting wastes by November 1998. This facility replaced Dixon/GROP Landfill #2, which was filled to capacity in December 1998.

Freeport Municipal Landfill #4 anticipated reaching capacity and closing by the end of 2002, but was still active into early spring 2003. The other seven landfills remained open past 2002.

Delegated inspections in LaSalle and Ogle counties

The Illinois EPA delegated inspection authority to the LaSalle County Department of Environmental Services and Development and to the Ogle County Solid Waste Management Department. Delegation agreements authorize these agencies to conduct many of the duties that would otherwise have to be performed by the Illinois EPA field office: investigating and enforcing suspected violations of land pollution laws and reports of open dumping, also inspecting landfills, transfer stations and compost facilities permitted through the Agency's Bureau of Land. (Inspections also include industrial landfills, or monofills, and landfills that closed prior to 2000; these facilities are not included in this report.)

Rockford dominated regional transfer station activity

An Agency voluntary survey determined Region One's transfer stations handled more than 128,000 gate tons of municipal wastes in 2002, an amount equivalent to one percent of the wastes landfilled in the region. Of those voluntarily reporting, Waste Management/Rockford processed 55.3 percent of the regional total.

Lee County Landfill Landscape Waste Transfer Facility, Dixon, was newly permitted as of April 26, 2002 and did not voluntarily report waste accepted. It was included in the active list of transfer facilities located in Northwestern Illinois.

Transfer Stations: Wastes Handled 2002

	Municipality	County	Tons
Lee Co. LF LSW TF ^{1 & 2}	Dixon	Lee	0
MDI Env. Systems	Lanark	Carroll	41,280
Montgomery Trucking ¹	Elizabeth	JoDaviess	0
Princeton Solid Waste	Princeton	Bureau	16,072
Savanna Solid Waste ¹	Savanna	Carroll	0
Waste Mgt./Rockford	Roscoe	Winnebago	70,887
Total			128,239

¹ Accepted an unknown amount of waste in 2002

² New as of 4-26-02

Questions and Complaints

Illinois EPA Region One field office personnel investigate reports of suspected illegal waste disposal, and inspect the region's landfills, transfer stations and compost facilities, except in **LaSalle and Ogle** counties, where some responsibility has been delegated to local authorities.

Questions or complaints concerning pollution control facilities, open dumping or other incidents should be directed to the office having jurisdiction over the site:

Illinois EPA
4302 N. Main St.
Rockford, IL 61103
Phone: 815-987-7760
Fax: 815-987-7005

LaSalle County Department of Environmental Services and Development
LaSalle County Courthouse
119 W. Madison, Room 400
Ottawa, IL 61350
Phone: 815-434-8666
Fax: 815-433-9303

Ogle County Solid Waste Management Department
909 W. Pines Road
Oregon, IL 61061
Phone: 815-732-4020
Fax: 815-732-3709

Municipal Waste Management Plans

The Solid Waste Planning and Recycling Act requires all Illinois counties and the city of Chicago to develop, adopt and implement 20-year municipal waste management plans.

Plans include programs and recommendations to achieve solid waste management goals, which typically include waste reduction, recycling, incineration and landfilling as program options.

The law requires each plan to include a program designed to recycle 15 percent of municipal wastes by the end of the third year of the program and 25 percent of municipal wastes by the end of the fifth year (1996), depending upon the availability of markets.

Every five years, each plan must identify changes in planning areas, evaluate progress in plan implementation and, if necessary, revise plan recommendations and goals. The county also has the option of updating its solid waste generation rate. The plan is then submitted to the Illinois EPA for review and comment.

Five year plan updates have been adopted by all counties in Region One.

Ten year plan updates have also been adopted by LaSalle, Whiteside and Winnebago counties.

Questions concerning these plans and their availability should be directed to the appropriate local administrators listed in Appendix K of this report.

Details concerning Region One landfills, transfer stations and compost facilities follow on pages R1.5 through R1.26.

Rockford Composting leads in composting

Region One's six active compost facilities reported processing more than 45,250 gate tons of landscape wastes in 2002. The two sites DeKalb County Landfill, DeKalb and Rockford Composting, Cherry Valley processed 77.2 percent of the region's total. Dixon/GROP Landfill #2 compost site was closed in 2002. Lee County Landfill, Dixon was issued a permit in April 2002 to operate a landscape waste transfer station, replacing the compost site. Several permits were renewed in 2002 and 2003.

Compost Facilities: Wastes Accepted 2002

	Municipality	County	Tons
DeKalb County Landfill	DeKalb	DeKalb	15,681
Freeport Municipal LF #4	Freeport	Stephenson	2,392
Peru Municipal Landfill #2	Peru	LaSalle	1,266
Rockford Composting	Cherry Valley	Winnebago	19,266
Rockford Composting	Rockford	Winnebago	5,037
States Land Improvement	Ottawa	LaSalle	1,610
Total			45,252

Average regional recycling rate remains healthy

The Agency does not regulate recycling nor is it required to obtain statistics. Nevertheless, as a public service, the Agency sought this information from county recycling coordinators, who reported recycling rates ranging from 3.3 to 59.8 percent.

Region One's overall recycling rate of 27.5 percent is a multi-year average rather than an average for 2002, because seven counties did not report new data in 2002 (see Appendix M for more details). ♦

Municipal Wastes Recycled

County	Estimated Population	Waste Generated		Waste Recycled	
		Tons	PCD	Tons	Percent
Boone	41,786	32,029	4.2	8,802	27.5
Bureau	35,503	22,030	3.4	2,678	12.2
Carroll ¹	16,941	10,231	3.3	2,194	21.4
DeKalb	89,743	120,975	7.4	72,327	59.8
JoDavies ¹	21,678	12,697	3.2	1,425	11.2
LaSalle	110,000	133,341	6.6	36,051	27.0
Lee	36,062	32,906	5.0	8,029	24.4
Ogle	52,129	39,957	4.2	13,260	33.2
Putnam ¹	6,086	4,332	3.9	437	10.1
Stephenson	48,052	37,616	4.3	1,244	3.3
Whiteside	60,186	54,000	4.9	15,694	29.1
Winnebago	283,170	329,709	6.4	66,270	20.1
Totals	801,336	829,823	5.7	228,411	27.5²

¹ Has residential recycling ordinance.

² Regional average

DeKalb County Landfill

County	DeKalb
Municipality	DeKalb
Location	18370 Somonauk Road
Location ☎	815-758-6906
Hours of operation	Mon.-Fri.:8 a.m. - 3:30 p.m.
Wastes accepted	Municipal, nonhazardous special*
Tipping fee	\$39 per ton
Owner	Waste Management of Illinois Inc.**
Operator	Waste Management of Illinois Inc.**

*Generated within county; does not accept out-of-county wastes.

Facility Facts

Identification number	0378020001
Design capacity, airspace cu.yds.	2,302,851
Total permitted landfill area, acres	245
Permitted disposal area, acres	88
Highest permitted elevation, feet (msl)	945
Leachate monitoring stations	4
Groundwater monitoring wells	28
Methane collection system	Yes
Years remaining, estimated by landfill	16
Date/year to open -- Date/year to close	1974 - 2018

Wastes Received: 2000, 2001, 2002

	TOTAL WASTES ACCEPTED			OUT-OF-STATE WASTES ACCEPTED		
	gate cu. yds	tons	tons/day	gate cu/yds.	tons	% of total
2000	245,694	74,453	286	0	0	0
2001	253,989	76,966	296	0	0	0
2002	265,839	80,557	310	0	0	0

2000 State of Origin: Illinois only 2001 State of Origin: Illinois only 2002 State of Origin: Illinois only

Remaining Capacities: Jan. 1, 2002 and Jan. 1, 2003

2002 certified gate cu. yds. (tons)	4,708,000	(1,427,000)
2003 certified gate cu. yds. (tons)	4,327,000	(1,311,000)

Audits and Inspections

Solid Waste Mgt. Fees paid in 2002	\$76,223
Last audited by Illinois EPA	5-30-00, 6-25-01 & 6-17-02
Facility inspected by	Illinois EPA, Rockford Regional Office

Contacts

Owner	Operator
Waste Management of Illinois Inc.**	Waste Management of Illinois Inc.**
18370 Somonauk Road	18370 Somonauk Road
DeKalb, IL 60115-8738	DeKalb, IL 60115-8738
Contact: Mike Wiersema or Dale Hoekstra	Contact: Mike Wiersema or Dale Hoekstra
☎ 630-232-7664	☎ 630-232-7664

**A subsidiary of Waste Management Inc. Midwest, 1001 Fannin, Suite 4000, Houston, TX 77002 * 713-512-6200. Regional Office: Waste Management of Illinois Inc., 720 Butterfield Road, Lombard, IL 60148 * 630-572-8800

Freeport Municipal Landfill #4 (Now Closed)

County	Stephenson
Municipality	Freeport
Location	2133 S. Walnut Road
Location ☎	815-232-3821
Hours of operation	Mon.-Fri.: 7 a.m. - 3 p.m.; Sat.: 7 a.m. - noon
Wastes accepted	Municipal, nonhazardous special*
Tipping fee	\$35 per ton
Owner	City of Freeport
Operator	City of Freeport

*Generated within county; does not accept out-of-county wastes.

Facility Facts

Identification number	1770200015
Design capacity, airspace cu.yds.	1,300,000
Total permitted landfill area, acres	33
Permitted disposal area, acres	17
Highest permitted elevation, feet (msl)	855
Leachate monitoring stations	2
Groundwater monitoring wells	9
Methane collection system	None
Years remaining, estimated by landfill	< 1 (4 months)
Date/year to open -- Date/year to close	1987 - 4-5-03

1995-281-LFM #9 approved 6-28-02 allowed 25,000 additional cu. yds. of trash to be landfilled.

Wastes Received: 2000, 2001, 2002

	TOTAL WASTES ACCEPTED			OUT-OF-STATE WASTES ACCEPTED		
	gate cu. yds	tons	tons/day	gate cu/yds.	tons	% of total
2000	123,690	37,482	144	0	0	0
2001	128,993	39,089	150	0	0	0
2002	122,232	37,040	142	0	0	0

2000 State of Origin: Illinois only 2001 State of Origin: Illinois only 2002 State of Origin: Illinois only

Remaining Capacities: Jan. 1, 2002 and Jan. 1, 2003

2002 certified gate cu. yds. (tons)	35,000	(11,000)
2003 certified gate cu. yds. (tons)	20,000	(6,000)

Estimated using calculation 5,000 cu. yds./month (used) times four months (life expectancy) equals 20,000 cu. yds. capacity remaining.

Audits and Inspections

Solid Waste Mgt. Fees paid in 2002	\$25,000
Last audited by Illinois EPA	12-5-00, 9-19-01 & 6-20-02
Facility inspected by	Illinois EPA, Rockford Regional Office

Contacts

Owner	Operator
City of Freeport	City of Freeport
230 W. Stephenson St.	230 W. Stephenson St.
Freeport, IL 61032	Freeport, IL 61032
Contact: Reggie A. Taylor	Contact: Reggie A. Taylor
☎ 815-599-5816	☎ 815-599-5816

LandComp Landfill

County	LaSalle
Municipality	Ottawa
Location	2840 E. 13th Road
Location ☎	815-434-1808
Hours of operation	Mon.-Fri.: 6 a.m. - 4 p.m.; Sat.: 6 a.m. - 11:30 a.m.
Wastes accepted	Municipal, nonhazardous special
Tipping fee	\$30 per ton
Owner	LandComp Corp.**
Operator	LandComp Corp.

Facility Facts

Identification number	0990808103
Design capacity, airspace cu.yds.	13,398,000
Total permitted landfill area, acres	188
Permitted disposal area, acres	101.5
Highest permitted elevation, feet (msl)	680
Leachate monitoring stations	13
Groundwater monitoring wells	38
Methane collection system	Gas-to-energy (planned)
Years remaining, estimated by landfill	33
Date/year to open -- Date/year to close	11-6-98 - 2036

Wastes Received: 2000, 2001, 2002

	TOTAL WASTES ACCEPTED			OUT-OF-STATE WASTES ACCEPTED		
	gate cu. yds	tons	tons/day	gate cu/yds.	tons	% of total
2000	587,393	177,998	685	0	0	0
2001	633,336	191,920	738	0	0	0
2002	629,947	190,893	734	0	0	0

2000 State of Origin: Illinois only 2001 State of Origin: Illinois only 2002 State of Origin: Illinois only

Remaining Capacities: Jan. 1, 2002 and Jan. 1, 2003

2002 certified gate cu. yds. (tons)	21,582,000	(6,540,000)
2003 certified gate cu. yds. (tons)	21,002,000	(6,364,000)

Audits and Inspections

Solid Waste Mgt. Fees paid in 2002	\$139,237
Last audited by Illinois EPA	11-14-00, 5-15-01 & 6-4-02
Facility inspected by	LaSalle Co. Dept. of Environmental Services & Development & Illinois EPA, Rockford Regional Office

Contacts

Owner	Operator
LandComp Corp.**	LandComp Corp.
13832 S. Kostner Ave.	P.O. Box 520
Crestwood, IL 60445	Ottawa, IL 61350
Contact: Brian Holcomb	Contact: Mark Dykema
☎ 708-824-3060	☎ 815-434-1808

**A subsidiary of Allied Waste Industries Inc., 15880 N. Greenway-Hayden Loop, Suite 100, Scottsdale, AZ 85260 * 480-627-2700. Regional Office: 13832 S. Kostner, Crestwood, IL 60445 * 708-824-3060

Lee County Landfill

County	Lee
Municipality	Dixon
Location	1214 S. Bataan Road
Location ☎	815-288-4607
Hours of operation	Mon.-Fri.: 6 a.m. - 6 p.m.
Wastes accepted	Municipal, nonhazardous special
Tipping fee	N/A
Owner	Lee County Landfill Inc.**
Operator	Lee County Landfill Inc.**

Facility Facts

Identification number	1030205110
Design capacity, airspace cu.yds.	17,000,000
Total permitted landfill area, acres	223
Permitted disposal area, acres	142
Highest permitted elevation, feet (msl)	869
Leachate monitoring stations	3
Groundwater monitoring wells	38
Methane collection system	Active System
Years remaining, estimated by landfill	6
Date/year to open -- Date/year to close	11-11-98 - 2014*

*As site capacity decreases, it is anticipated at the "gate" volume will also decrease, extending life of site.

Wastes Received: 2000, 2001, 2002

	TOTAL WASTES ACCEPTED			OUT-OF-STATE WASTES ACCEPTED		
	gate cu. yds	tons	tons/day	gate cu/yds.	tons	% of total
2000	3,052,273	924,931	3,557	0	0	0
2001	3,440,363	1,042,534	4,010	102,024	30,916	3
2002	3,444,057	1,043,654	4,014	91,022	27,582	3

2000 State of Origin: Illinois only 2001 State of Origin: Illinois, Iowa, Wisconsin 2002 State of Origin: Illinois, Iowa, Wisconsin

Remaining Capacities: Jan. 1, 2002 and Jan. 1, 2003

2002 certified gate cu. yds. (tons)	23,017,000	(6,975,000)
2003 certified gate cu. yds. (tons)	20,361,000	(6,170,000)

Audits and Inspections

Solid Waste Mgt. Fees paid in 2002	\$895,532
Last audited by Illinois EPA	3-7-01 & 5-7-02
Facility inspected by	Illinois EPA, Rockford Regional Office

Contacts

Owner	Operator
Lee County Landfill Inc.**	Lee County Landfill Inc.**
13832 S. Kostner	1214 S. Bataan Road
Crestwood, IL 60445	Dixon, IL 61021
Contact: Brian Holcomb	Contact: Dave Geier
☎ 708-824-3060	☎ 815-288-4607

**A subsidiary of Allied Waste Industries Inc., 15880 N. Greenway-Hayden Loop, Suite 100, Scottsdale, AZ 85260 * 480-627-2700. Regional Office: 13832 S. Kostner, Crestwood, IL 60445 * 708-824-3060

Onyx Orchard Hills Landfill*

County	Ogle
Municipality	Davis Junction
Location	8290 Highway 251
Location ☎	815-874-9000
Hours of operation	Mon.-Fri.: 6 a.m. - 4:30 p.m.; Sat.: 6 a.m. - 12 noon
Wastes accepted	Municipal, nonhazardous special
Tipping fee	\$45 per ton
Owner	Onyx Orchard Hills Landfill Inc.**
Operator	Onyx Orchard Hills Landfill Inc.**

*New name and owner/operator 10-6-00

Facility Facts

Identification number	1410175005
Design capacity, airspace cu.yds.	25,740,745
Total permitted landfill area, acres	333
Permitted disposal area, acres	175*
Highest permitted elevation, feet (msl)	881.5
Leachate monitoring stations	9
Groundwater monitoring wells	42
Methane collection system	Active
Years remaining, estimated by landfill	13
Date/year to open -- Date/year to close	1-13-98 - 2014

*Pending permit application (Log #2002-046) for 17,650,000 cu. yds. air space (vertical and horizontal expansion).

Wastes Received: 2000, 2001, 2002

	TOTAL WASTES ACCEPTED			OUT-OF-STATE WASTES ACCEPTED		
	gate cu. yds	tons	tons/day	gate cu/yds.	tons	% of total
2000	2,600,000	787,879	3,030	132	40	0
2001	3,515,139	1,065,194	4,097	15,138	4,587	0
2002	4,413,427	1,337,402	5,144	25,663	7,777	1

2000 State of Origin: Illinois, Wisconsin 2001 State of Origin: Illinois, Wisconsin 2002 State of Origin: Illinois, Wisconsin

Remaining Capacities: Jan. 1, 2002 and Jan. 1, 2003

2002 certified gate cu. yds. (tons)	56,879,000	(17,236,000)
2003 certified gate cu. yds. (tons)	56,197,000	(17,029,000)

Audits and Inspections

Solid Waste Mgt. Fees paid in 2002	\$918,614
Last audited by Illinois EPA	3-28-01 & 3-13-02
Facility inspected by	Ogle County Solid Waste Management Department & Illinois EPA, Rockford Regional Office

Contacts

Owner	Operator
Onyx Orchard Hills Landfill Inc.**	Onyx Orchard Hills Landfill Inc.**
8290 Highway 251 South	8290 Highway 251 South
Davis Junction, IL 61020	Davis Junction, IL 61020
Contact: Chris Peters, General Manager	Contact: Chris Peters, General Manager
☎ 815-874-9000	☎ 815-874-9000

**An affiliate of Onyx North America, 125 S. 84th St., Suite 200, Milwaukee, WI 53214 and a subsidiary of Vivendi Environmental, France * 414-479-7800 * Regional office: 1525 Kautz Road, Suite 1000, West Chicago, IL 60185 * 630-762-8000

Prairie Hill Recycling and Disposal Facility

County	Whiteside
Municipality	Morrison
Location	18762 Lincoln Road
Location ☎	815-772-7308
Hours of operation	Mon.-Fri.: 7 a.m. - 4 p.m.; Sat.: 7 a.m. - noon
Wastes accepted	Municipal only
Tipping fee	\$19 per ton
Owner	Whiteside County
Operator	Waste Management of Illinois Inc.**

Facility Facts

Identification number	1950350014
Design capacity, airspace cu.yds.	28,300,000*
Total permitted landfill area, acres	423
Permitted disposal area, acres	226*
Highest permitted elevation, feet (msl)	877
Leachate monitoring stations	12
Groundwater monitoring wells	41
Methane collection system	None
Years remaining, estimated by landfill	40
Date/year to open -- Date/year to close	8-26-96 - 2042

*Operation of Phase 2, Cell 2 (6.1 ac.) is permitted as of 7-20-00.

Wastes Received: 2000, 2001, 2002

	TOTAL WASTES ACCEPTED			OUT-OF-STATE WASTES ACCEPTED		
	gate cu. yds	tons	tons/day	gate cu/yds.	tons	% of total
2000	569,635	172,617	664	93,957	28,472	16
2001	704,830	213,585	821	61,444	18,619	9
2002	648,129	196,403	755	59,014	17,883	9

2000 State of Origin: Illinois, Iowa 2001 State of Origin: Illinois, Iowa 2002 State of Origin: Illinois, Iowa

Remaining Capacities: Jan. 1, 2002 and Jan. 1, 2003

2002 certified gate cu. yds. (tons)	48,153,000	(14,592,000)
2003 certified gate cu. yds. (tons)	50,005,000	(15,153,000)

Audits and Inspections

Solid Waste Mgt. Fees paid in 2002	\$159,821
Last audited by Illinois EPA	4-4-01 & 3-14-02
Facility inspected by	Illinois EPA, Rockford Regional Office

Contacts

Owner	Operator
Whiteside County	Waste Management of Illinois Inc.**
Whiteside County Courthouse, 200 E. Knox St.	18762 Lincoln Road
Morrison, IL 61270	Morrison, IL 61270
Contact: Peter Petrowsky	Contact: Ian Johnson
☎ 815-772-7651	☎ 630-232-7664

**A subsidiary of Waste Management Inc. Midwest, 1001 Fannin, Suite 4000, Houston, TX 77002 * 713-512-6200. Regional Office: Waste Management of Illinois Inc., 720 Butterfield Road, Lombard, IL 60148 * 630-572-8800

Rochelle Municipal Landfill #2

County	Ogle
Municipality	Dement Township
Location	6513 Mulford Road
Location ☎	815-384-4251
Hours of operation	Mon.-Fri.: 7 a.m. - 3:30 p.m.; Sat.: 7 a.m. - 11 am
Wastes accepted	Municipal, nonhazardous special
Tipping fee	\$45 per ton
Owner	City of Rochelle
Operator	Rochelle Waste Disposal

Facility Facts

Identification number	1418030020
Design capacity, airspace cu.yds.	1,827,900
Total permitted landfill area, acres	N/A
Permitted disposal area, acres	80.6
Highest permitted elevation, feet (msl)	876
Leachate monitoring stations	6
Groundwater monitoring wells	14
Methane collection system	Flares
Years remaining, estimated by landfill	4
Date/year to open -- Date/year to close	6-30-72 - 2006

Wastes Received: 2000, 2001, 2002

	TOTAL WASTES ACCEPTED			OUT-OF-STATE WASTES ACCEPTED		
	gate cu. yds	tons	tons/day	gate cu./yds.	tons	% of total
2000	288,000	87,273	336	0	0	0
2001	318,000	96,364	371	0	0	0
2002	328,000	99,394	382	0	0	0

2000 State of Origin: Illinois only 2001 State of Origin: Illinois only 2002 State of Origin: Illinois only

Remaining Capacities: Jan. 1, 2002 and Jan. 1, 2003

2002 certified gate cu. yds. (tons)	1,416,000	(429,000)
2003 certified gate cu. yds. (tons)	1,270,000	(385,000)

Audits and Inspections

Solid Waste Mgt. Fees paid in 2002	\$4,947
Last audited by Illinois EPA	8-14-00, 7-25-01 & 5-22-02
Facility inspected by	Ogle County Solid Waste Management Department & Illinois EPA, Rockford Regional Office

Contacts

Owner	Operator
City of Rochelle	Rochelle Waste Disposal
Sixth Street & Fifth Avenue	5450 Wansford Way, Ste. 201B
Rochelle, IL 61068	Rockford, IL 61109
Contact: Joe Salitros	Contact: Clyde Gelderloos
☎ 815-561-2000	☎ 815-562-6718

Winnebago Reclamation Service

County	Winnebago
Municipality	Rockford
Location	8403 Lindenwood Road
Location ☎	815-874-4806
Hours of operation	Mon.-Fri.: 6:30 a.m. - 3:30 p.m.; Sat.: 8 a.m. - 11 am
Wastes accepted	Municipal, nonhazardous special
Tipping fee	\$58 per ton
Owner	Winnebago Reclamation Service Inc.
Operator	Winnebago Reclamation Service Inc.

Facility Facts

Identification number	2018080001
Design capacity, airspace cu.yds.	21,012,300*
Total permitted landfill area, acres	235
Permitted disposal area, acres	43***
Highest permitted elevation, feet (msl)	865
Leachate monitoring stations	6
Groundwater monitoring wells	45
Methane collection system	Gas-to-energy
Years remaining, estimated by landfill	4
Date/year to open -- Date/year to close	4-30-72 - 2006

*After approval for Phase 2 cell of 12.1 million cu yds in 2000. ***Seeking expansion to 70 acres. Permit application (Log #2003-239) received 6-25-03 and is pending Illinois EPA approval. Potential capacity of 1,798,840 in-place cubic yards is not yet approved.

Wastes Received: 2000, 2001, 2002

	TOTAL WASTES ACCEPTED			OUT-OF-STATE WASTES ACCEPTED		
	gate cu. yds	tons	tons/day	gate cu/yds.	tons	% of total
2000	1,098,657	332,926	1,280	0	0	0
2001	1,517,488	459,845	1,769	0	0	0
2002	1,369,926	415,129	1,597	0	0	0

2000 State of Origin: Illinois only 2001 State of Origin: Illinois only 2002 State of Origin: Illinois only

Remaining Capacities: Jan. 1, 2002 and Jan. 1, 2003

2002 certified gate cu. yds. (tons)	6,124,000	(1,856,000)
2003 certified gate cu. yds. (tons)	5,816,000	(1,762,000)

Audits and Inspections

Solid Waste Mgt. Fees paid in 2002	\$227,481
Last audited by Illinois EPA	8-15-00, 7-26-01 & 5-23-02
Facility inspected by	Illinois EPA, Rockford Regional Office

Contacts

Owner	Operator
Winnebago Reclamation Service Inc.	Winnebago Reclamation Service Inc.
8403 Lindenwood Road	8403 Lindenwood Road
Rockford, IL 61109	Rockford, IL 61109
Contact: John Lichty	Contact: John Lichty
☎ 815-874-4806	☎ 815-874-4806

Lee Co. Landfill LSW Transfer Facility (New)

County	Lee
Municipality	Dixon
Location	1214 S. Bataan Road
Location ☎	815-288-4607
Hours of operation	Mon. - Sun. 24 hours per day
Wastes accepted	Landscape Waste Only
Tipping fee	N/A
Owner	Lee County Landfill Inc.**
Operator	Lee County Landfill Inc.**

Replaced Dixon/Grop #2 Compost Site (see p. R1-21)

Facility Facts

Identification number	1030205110
Opened, year	2002
Facility acreage	N/A

Opened on 4-26-02

Wastes Received: 2000, 2001, 2002

	<u>Tons per year</u>	<u>Tons per day (average)</u>
2000	0	0
2001	0	0
2002	0	0

Active, but waste receipts unknown.

Inspections

Facility inspected by	Illinois EPA, Rockford Regional Office
------------------------------	--

Contacts

Owner	Operator
Lee County Landfill Inc.**	Lee County Landfill Inc.**
Steve Smith	Dave Geier or Rick Humphrey
13832 S. Kostner	1214 S. Bataan Road
Crestwood, IL 60445	Dixon, IL 61021
☎ 708-824-3060	☎ 815-288-4607

**A subsidiary of Allied Waste Industries Inc., 15880 N. Greenway-Hayden Loop, Suite 100, Scottsdale, AZ 85260 * 480-627-2700. Regional Office: 13832 S. Kostner, Crestwood, IL 60445 * 708-824-3060

MDI Environmental Systems Transfer Station (Active)

County	Carroll
Municipality	Lanark
Location	Route 64 & Shannon Road
Location ☎	815-938-3602
Hours of operation	Mon. - Fri.: 7 a.m. - 3:30 p.m.
Wastes accepted	Municipal, recyclables
Tipping fee	\$40/ton
Owner	Moring Disposal Inc.
Operator	MDI Environmental Systems

Facility Facts

Identification number	0150100001
Opened, year	1994
Facility acreage	N/A

Wastes Received: 2000, 2001, 2002

	<u>Tons per year</u>	<u>Tons per day (average)</u>
2000	31,000	120
2001	36,400	140
2002	41,280	160

Inspections

Facility inspected by	Illinois EPA, Rockford Regional Office
------------------------------	--

Contacts

Owner	Operator
Moring Disposal Inc. Dennis R. Pate 306 E. Main Forreston, IL 61030 ☎ 815-938-3602	MDI Environmental Systems Dennis R. Pate P.O. Box 158 Forreston, IL 61030 ☎ 815-493-6331

Mendota Solid Waste Transfer Station (Inactive)

County	LaSalle
Municipality	Mendota
Location	First Avenue, behind fairgrounds
Location ☎	815-539-7459
Hours of operation	Mon. - Sat.: 6 a.m. - 4:30 p.m.
Wastes accepted	Municipal*
Tipping fee	N/A
Owner	City of Mendota
Operator	Waste Management of Illinois Inc.**

*City-generated wastes only

Facility Facts

Identification number	0990550013
Opened, year	1991
Facility acreage	5

Wastes Received: 2000, 2001, 2002

	<u>Tons per year</u>	<u>Tons per day (average)</u>
2000	0	0
2001	0	0
2002	0	0

Illinois EPA inspector said the site was inactive in 2001 and 2002.

Inspections

Facility inspected by	Illinois EPA, Rockford Regional Office & LaSalle Co. Dept. of Environmental Services & Development
------------------------------	--

Contacts

Owner	Operator
City of Mendota 607 Eighth Ave. Mendota, IL 61342 ☎ 815-539-7459	Waste Management of Illinois Inc.** 720 E. Butterfield Road Lombard, IL 60148 ☎ 630-572-8800

**A subsidiary of Waste Management Inc. Midwest, 1001 Fannin, Suite 4000, Houston, TX 77002 * 713-512-6200. Regional Office: Waste Management of Illinois Inc., 720 Butterfield Road, Lombard, IL 60148 * 630-572-8800

Montgomery Trucking (Active)

County	JoDaviess
Municipality	Elizabeth
Location	Route 20 West
Location ☎	815-777-0672
Hours of operation	Mon.-Fri.: 8 a.m. - 3 p.m.; Sat.: 8 a.m.-11 a.m.
Wastes accepted	Municipal, recyclables
Tipping fee	N/A
Owner	Montgomery Trucking
Operator	Montgomery Trucking

Facility Facts

Identification number	0850155009
Opened, year	1997
Facility acreage	1.32

Wastes Received: 2000, 2001, 2002

	<u>Tons per year</u>	<u>Tons per day (average)</u>
2000	0	0
2001	0	0
2002	0	0

Active, but waste receipts unknown.

Inspections

Facility inspected by	Illinois EPA, Rockford Regional Office
------------------------------	--

Contacts

Owner	Operator
Montgomery Trucking 929 Fulton St. Galena, IL 61036 ☎ 815-777-0672	Montgomery Trucking 929 Fulton St. Galena, IL 61036 ☎ 815-777-0672

Princeton Solid Waste Transfer Station (Active)

County	Bureau
Municipality	Princeton
Location	101 Peggy Lane
Location ☎	815-875-1682
Hours of operation	Mon. - Fri.: 7 a.m. - 3:30 p.m.; Sat.: 8 a.m. - noon
Wastes accepted	Municipal, recyclables
Tipping fee	N/A
Owner	City of Princeton
Operator	City of Princeton

Facility Facts

Identification number	0110850012
Opened, year	1993
Facility acreage	5

Wastes Received: 2000, 2001, 2002

	<u>Tons per year</u>	<u>Tons per day (average)</u>
2000	11,927	43
2001	0	0
2002	16,072	59

Inspections

Facility inspected by	Illinois EPA, Rockford Regional Office
------------------------------	--

Contacts

Owner	Operator
City of Princeton	City of Princeton
Steve Wright	Steve Wright
2 S. Main St.	2 S. Main St.
Princeton, IL 61356	Princeton, IL 61356
☎ 815-875-2631	☎ 815-875-2631

Savanna Solid Waste Transfer Station (Active)

County	Carroll
Municipality	Savanna
Location	Chamber of Commerce Industrial Park, Portland Avenue
Location ☎	815-273-2251
Hours of operation	Tue. - Wed.: 8 a.m. - 11:30 a.m.; Sat.: 8 a.m. - noon
Wastes accepted	Municipal, landscape waste, recyclables
Tipping fee	N/A
Owner	City of Savanna
Operator	City of Savanna

Facility Facts

Identification number	0150250005
Opened, year	1990
Facility acreage	1

Wastes Received: 2000, 2001, 2002

	<u>Tons per year</u>	<u>Tons per day (average)</u>
2000	0	0
2001	0	0
2002	0	0

Active, but waste receipts unknown

Inspections

Facility inspected by	Illinois EPA, Rockford Regional Office
------------------------------	--

Contacts

Owner	Operator
City of Savanna 101 Main St. Savanna, IL 61074 ☎ 815-273-2251	City of Savanna 101 Main St. Savanna, IL 61074 ☎ 815-273-2251

Waste Management/Rockford Transfer Station (Active)

County	Winnebago
Municipality	Roscoe
Location	13125 N. Second St.
Location ☎	815-389-6180
Hours of operation	Mon. - Sat.: 4:30 a.m. - 6 p.m.
Wastes accepted	Municipal, landscape waste
Tipping fee	N/A
Owner	Waste Management of Wisconsin Inc.**
Operator	Waste Management of Wisconsin Inc.**

Facility Facts

Identification number	2010400008
Opened, year	1984
Facility acreage	N/A

Wastes Received: 2000, 2001, 2002

	<u>Tons per year</u>	<u>Tons per day (average)</u>
2000	87,361	336
2001	85,049	300
2002	70,887	272

Inspections

Facility inspected by	Illinois EPA, Rockford Regional Office
------------------------------	--

Contacts

Owner	Operator
Waste Management of Wisconsin Inc.** West 124 North, 8925 Boundary Road Menomonee Falls, WI 53051 ☎ 262-251-4000	Waste Management of Wisconsin Inc.** Carol Casey Kubley 13125 N. 2nd St. Roscoe, IL 61073 ☎ 815-389-6180

**A subsidiary of Waste Management Inc. Midwest, 1001 Fannin, Suite 4000, Houston, TX 77002 * 713-512-6200.

DeKalb County Landfill Compost Facility

County	DeKalb
Municipality	DeKalb
Location	18370 Somonauk Road
Location ☎	815-758-6906
Hours of operation	Mon. - Fri.: 7 a.m. - 3:30 pm.
Wastes Accepted	Grass, Leaves, Brush, Vegetable Waste
Owner	Waste Management of Illinois Inc.**
Operator	Waste Management of Illinois Inc.**

Facility Facts

Identification number	0378020001
Date/Year Open - Date/Year Closed	2-8-90 -
Permit Expires	1-15-06
Facility Inspected By	Illinois EPA, Rockford Regional Office

Permit renewed on 1-26-01 for five more years

Landscape Waste Received (cu. yds): 2000, 2001 & 2002

	Grass cu. yds.	Leaves cu. yds.	Brush cu. yds.
2000	0	0	0
2001	0	0	0
2002	0	0	0

Records did not itemize landscape waste components.

Total Landscape Waste Received (tons): 2000, 2001 & 2002

2000 tons per year	12,618
2001 tons per year	13,585
2002 tons per year	15,681

2002 Amounts Used/Sold (cubic yards)

	Composted	Chipped/Shredded
Land Reclamation	0	0
Daily Landfill Cover	0	0
Final Landfill Cover	0	0
Landscaping	10,477	0
Land Application at Agronomic Rates	0	0
Other	0	0
TOTAL	10,477	0

Contacts

Owner

Waste Management of Illinois Inc.**
Dale Hoekstra
18370 Somonauk Road
DeKalb, IL 60115-8738
☎ 815-758-6906

Operator

Waste Management of Illinois Inc.**
Dale Hoekstra
18370 Somonauk Road
DeKalb, IL 60115-8738
☎ 815-758-6906

**A subsidiary of Waste Management Inc. Midwest, 1001 Fannin, Suite 4000, Houston, TX 77002 * 713-512-6200. Regional Office: Waste Management of Illinois Inc., 720 Butterfield Road, Lombard, IL 60148 * 630-572-8800

Dixon/GROP Landfill #2 Compost Facility (Inactive)

County	Lee
Municipality	Dixon
Location	1279 N. Bataan Road
Location ☎	815-288-4607
Hours of operation	N/A*
Wastes Accepted	N/A
Owner	City of Dixon
Operator	Allied Waste Industries of Illinois**

*Seek to close this site after Lee County Landfill's landscape waste transfer facility opened on 4-26-02.

Facility Facts

Identification number	1038010002
Date/Year Open - Date/Year Closed	12-20-89 - 2000
Permit Expires	2-8-03
Facility Inspected By	Illinois EPA, Rockford Regional Office

Certificate of Closure approved 4-22-03

Landscape Waste Received (cu. yds): 2000, 2001 & 2002

	Grass cu. yds.	Leaves cu. yds.	Brush cu. yds.
2000	0	0	0
2001	0	0	0
2002	0	0	0

Total Landscape Waste Received (tons): 2000, 2001 & 2002

2000 tons per year	973
2001 tons per year	0
2002 tons per year	0

2002 Amounts Used/Sold (cubic yards)

	Composted	Chipped/Shredded
Land Reclamation	0	0
Daily Landfill Cover	0	0
Final Landfill Cover	0	0
Landscaping	0	0
Land Application at Agronomic Rates	0	0
Other	0	0
TOTAL	0	0

Contacts

Owner

City of Dixon
 Director of Public Works or Mayor
 121 W. Second St.
 Dixon, IL 61021
 ☎ 815-288-1485

Operator

Allied Waste Industries of Illinois**
 Steve Smith
 13832 Kostner Ave.
 Crestwood, IL 60445
 ☎ 708-824-3060

**A subsidiary of Allied Waste Industries Inc., 15880 N. Greenway-Hayden Loop, Suite 100, Scottsdale, AZ 85260 * 480-627-2700. Regional Office: 13832 S. Kostner, Crestwood, IL 60445 * 708-824-3060

Freeport Municipal Landfill #4 Compost Facility

County	Stephenson
Municipality	Freeport
Location	2133 S. Walnut Road
Location ☎	815-232-3821
Hours of operation	Mon. - Fri.: 7 a.m. - 3 p.m.
Wastes Accepted	Grass, Leaves, Brush
Owner	City of Freeport
Operator	City of Freeport

Facility Facts

Identification number	1770200015
Date/Year Open - Date/Year Closed	3-23-90 -
Permit Expires	11-28-03
Facility Inspected By	Illinois EPA, Rockford Regional Office

Landscape Waste Received (cu. yds): 2000, 2001 & 2002

	Grass cu. yds.	Leaves cu. yds.	Brush cu. yds.
2000	5,458	3,023	331
2001	490	226	71
2002	322	246	53

Total Landscape Waste Received (tons): 2000, 2001 & 2002

2000 tons per year	2,670
2001 tons per year	2,829
2002 tons per year	2,392

2002 Amounts Used/Sold (cubic yards)

	Composted	Chipped/Shredded
Land Reclamation	0	0
Daily Landfill Cover	0	0
Final Landfill Cover	0	0
Landscaping	0	2,392
Land Application at Agronomic Rates	0	0
Other	0	0
TOTAL	0	2,392

Given away.

Contacts

Owner

City of Freeport
Reggie A. Taylor
230 W. Stephenson St.
Freeport, IL 61032
☎ 815-599-5816

Operator

City of Freeport
Reggie A. Taylor
230 W. Stephenson St.
Freeport, IL 61032
☎ 815-599-5816

Peru Municipal Landfill #2 Compost Facility

County	LaSalle
Municipality	Peru
Location	Route 251 & Ben Samek Road
Location ☎	N/A
Hours of operation	Mon. - Fri.: 7 a.m. - 4 p.m.
Wastes Accepted	Grass, Leaves, Brush
Owner	City of Peru
Operator	City of Peru

Facility Facts

Identification number	0990850002
Date/Year Open - Date/Year Closed	6-1-90 -
Permit Expires	4-1-08
Facility Inspected By	LaSalle Co. Dept. of Environmental Services & Development & Illinois EPA, Rockford Regional Office

Permit renewed for additional five years on 5-13-03

Landscape Waste Received (cu. yds): 2000, 2001 & 2002

	Grass cu. yds.	Leaves cu. yds.	Brush cu. yds.
2000	1,938	1,292	599
2001	1,992	1,612	472
2002	1,894	2,068	379

379 cu. yds. of wood chips were converted at 500 pounds per cu. yd.

Total Landscape Waste Received (tons): 2000, 2001 & 2002

2000 tons per year	1,183
2001 tons per year	1,237
2002 tons per year	1,266

2002 Amounts Used/Sold (cubic yards)

	Composted	Chipped/Shredded
Land Reclamation	0	0
Daily Landfill Cover	0	0
Final Landfill Cover	150	0
Landscaping	2,000	350
Land Application at Agronomic Rates	0	0
Other	0	0
TOTAL	2,150	350

Contacts

Owner

City of Peru
Stephen L. Kowalczyk
706 Putnam St.
Peru, IL 61354
☎ 815-448-2962

Operator

City of Peru
Steven L. Kowalczyk
706 Putnam St.
Peru, IL 61354
☎ 815-488-2962

Rockford Composting Facility/Cherry Valley

County	Winnebago
Municipality	Cherry Valley
Location	6200 Baxter Road
Location ☎	815-967-6737
Hours of operation	Mon. - Sat.: 8 a.m. - 3 p.m.
Wastes Accepted	Grass, Leaves, Brush
Owner	City of Rockford, Public Works Dept.
Operator	Rock River Disposal Services Inc.

New operator in January 2000

Facility Facts

Identification number	2010301128
Date/Year Open - Date/Year Closed	10-26-89 -
Permit Expires	10-15-04
Facility Inspected By	Illinois EPA, Rockford Regional Office

Landscape Waste Received (cu. yds): 2000, 2001 & 2002

	Grass cu. yds.	Leaves cu. yds.	Brush cu. yds.
2000	28,980	31,730	11,893
2001	30,250	35,860	8,827
2002	28,832	32,305	8,280

Total Landscape Waste Received (tons): 2000, 2001 & 2002

2000 tons per year	19,722
2001 tons per year	20,597
2002 tons per year	19,266

2002 Amounts Used/Sold (cubic yards)

	Composted	Chipped/Shredded
Land Reclamation	0	0
Daily Landfill Cover	0	0
Final Landfill Cover	0	0
Landscaping	1,965	0
Land Application at Agronomic Rates	0	0
Other	0	0
TOTAL	1,965	0

Contacts

Owner

City of Rockford, Public Works Dept.
Tom Tullock
425 E. State St.
Rockford, IL 61104
☎ 815-967-6737

Operator

Rock River Disposal Services Inc.
Larry W. Lyons
2652 Eastrock Drive, Suite 2B
Rockford, IL 61109
☎ 815-381-5641

Rockford Composting Facility/Rockford

County	Winnebago
Municipality	Rockford
Location	1800 S. Meridian Road
Location ☎	815-962-5919
Hours of operation	Mon. - Fri.: 6 a.m. - 5 p.m.; Sat. 6 a.m. - 2 p.m.
Wastes Accepted	Grass, Leaves, Brush
Owner	Woodcycle Inc. dba Rockford Composting Inc.
Operator	Woodcycle Inc. dba Rockford Composting Inc.

New owner and operator in 2003; new name in 2003

Facility Facts

Identification number	2010300109
Date/Year Open - Date/Year Closed	10-28-92 -
Permit Expires	1-1-08*
Facility Inspected By	Illinois EPA, Rockford Regional Office

*Log 2002-327, renewed the permit on Jan. 23, 2003

Landscape Waste Received (cu. yds): 2000, 2001 & 2002

	Grass cu. yds.	Leaves cu. yds.	Brush cu. yds.
2000	94,713	57,554	11,136
2001	5,815	29,075	23,260
2002	4,194	7,786	6,827

Total Landscape Waste Received (tons): 2000, 2001 & 2002

2000 tons per year	55,151
2001 tons per year	14,537
2002 tons per year	5,037

2002 Amounts Used/Sold (cubic yards)

	Composted	Chipped/Shredded
Land Reclamation	0	0
Daily Landfill Cover	0	0
Final Landfill Cover	0	0
Landscaping	4,924	0
Land Application at Agronomic Rates	0	0
Other	0	0
TOTAL	4,924	0

Contacts

Owner

Woodcycle Inc. dba Rockford Composting Inc.
Robert Markam
111 E. 3rd St., Ste. 515
Davenport, IA 52801
☎ 815-378-0967

Operator

Woodcycle Inc. dba Rockford Composting Inc.
Robert Markman
111 E. 3rd St., Ste. 515
Davenport, IA 52801
☎ 815-378-0967

States Land Improvement LSW Processing

County	LaSalle
Municipality	Ottawa
Location	North of Koenig Road
Location ☎	815-434-1808
Hours of operation	Mon - Fri.: 6:30 a.m. - 3:30 p.m.
Wastes Accepted	Grass, Leaves, Brush
Owner	States Land Improvement Corp.
Operator	States Land Improvement Corp.**

Facility Facts

Identification number	0990800040
Date/Year Open - Date/Year Closed	6-8-90 -
Permit Expires	2-22-03
Facility Inspected By	LaSalle Co. Dept. of Environmental Services & Development & Illinois EPA, Rockford Regional Office

Permit application pending as of Sept. 11, 2003 to renew permit for an additional five years

Landscape Waste Received (cu. yds): 2000, 2001 & 2002

	Grass cu. yds.	Leaves cu. yds.	Brush cu. yds.
2000	1,400	1,000	30
2001	800	820	500
2002	2,729	2,183	546

Total collected 5,458 cu. yds.

Total Landscape Waste Received (tons): 2000, 2001 & 2002

2000 tons per year	700
2001 tons per year	560
2002 tons per year	1,610

2002 Amounts Used/Sold (cubic yards)

	Composted	Chipped/Shredded
Land Reclamation	0	0
Daily Landfill Cover	3,274	0
Final Landfill Cover	0	0
Landscaping	0	0
Land Application at Agronomic Rates	0	0
Other	0	0
TOTAL	3,274	0

Contacts

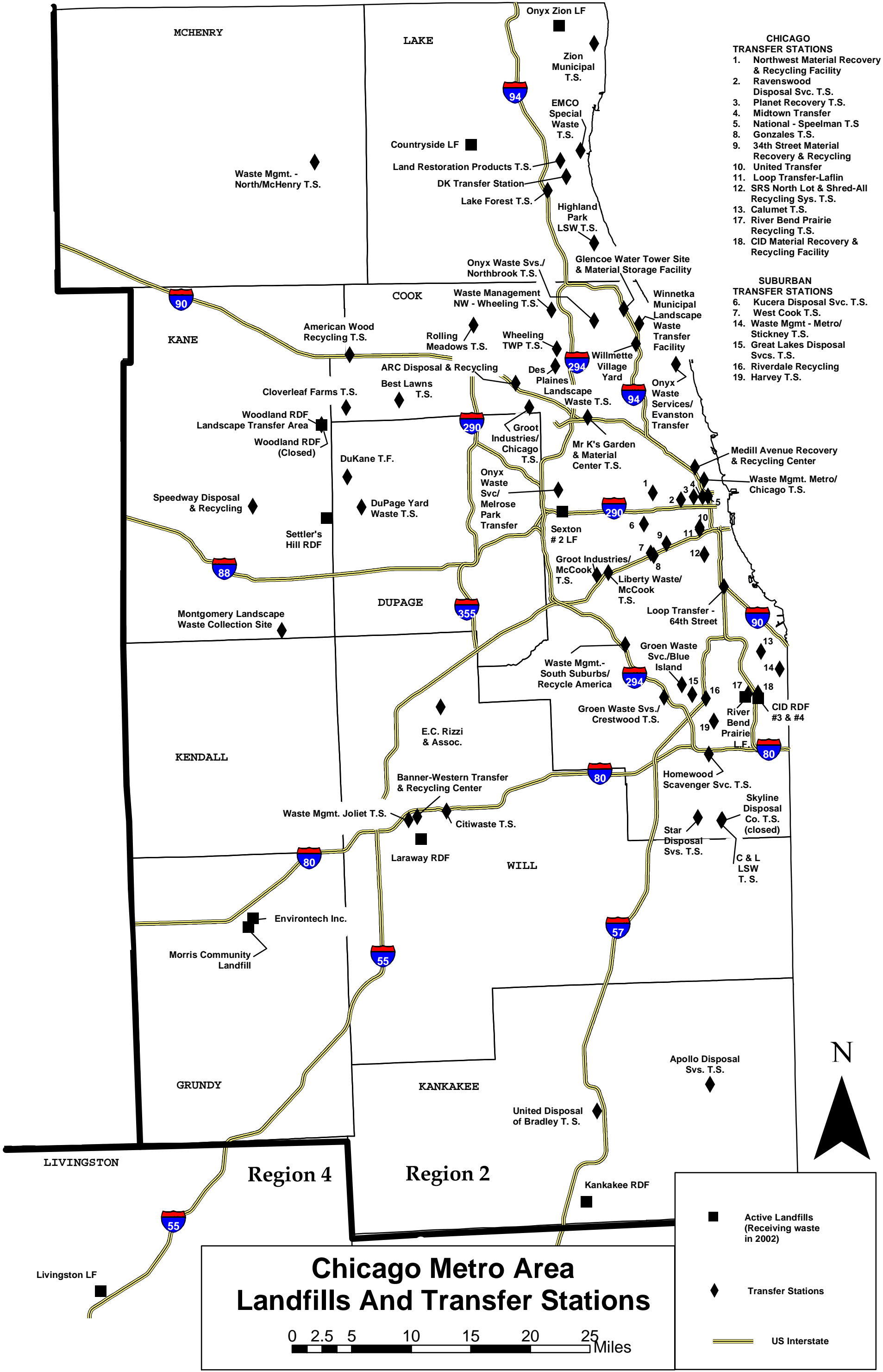
Owner	Operator
States Land Improvement Corp.	States Land Improvement Corp.**
Mark Dykema	Mark Dykema
P.O. Box 520	P.O. Box 520
Ottawa, IL 61350	Ottawa, IL 61350
☎ 815-434-1808	☎ 815-434-1808

**A subsidiary of Allied Waste Industries Inc., 15880 N. Greenway-Hayden Loop, Suite 100, Scottsdale, AZ 85260 * 480-627-2700. Regional Office: 13832 S. Kostner, Crestwood, IL 60445 * 708-824-3060

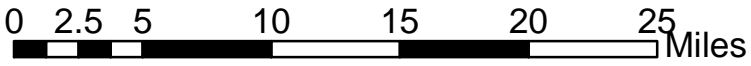
Landfills Transfer Stations Compost Facilities



Methane gas is generated by the decomposition of wastes in a landfill. The generation of this gas is monitored. Here Dan Korth, a technician from Earth Tech, takes readings from a temporary gas well at the McHenry County Sanitary Landfill, Crystal Lake (now closed).



Chicago Metro Area Landfills And Transfer Stations



- Active Landfills (Receiving waste in 2002)
- ◆ Transfer Stations
- US Interstate



THE VOLUME OF SOLID WASTES BURIED IN REGION TWO IN 2002 decreased slightly, almost one percent from the previous year. The region's 11 landfills received almost 14.0 million gate cubic yards of wastes (about 4.2 million gate tons) — which amounted to one quarter of all wastes landfilled in Illinois that year.

Significantly, 74 percent of these wastes accepted locally were deposited in four landfills in Region Two: Settler's Hill RDF, Batavia ranked number 3; Onyx Zion Landfill, Zion ranked number 7; EnvironTech Landfill, Morris, ranked 8th; and Countryside Landfill, Grayslake, ranked 9th. These landfills each accepted between 1.8 and 4.3 million gate cubic yards of waste for disposal.

No new landfills have been approved for development in Region 2 at this time. A permit application to develop one has been submitted to the Agency on behalf of Prairie View Recycling and Disposal Facility; but as of August 2003, it had not yet been approved.

Wheatland Prairie RDF, Plainfield closed in June 2001, and received its certificate of closure on Sept. 19, 2002.

Robbins Resource Recovery Facility in suburban Chicago closed in late 2000 for business reasons. No new municipal solid waste incinerators have been proposed for development in Illinois.

Accurate reflections of available capacity occur only once a year, when landfills take their Illinois EPA required "capacity snapshot" each New Year's Day.


On Jan. 1, 2002, Region Two had 85.6 million gate cubic yards of available landfill space. By Jan. 1, 2003, that capacity had dipped 13.3 percent to 74.2 million gate cubic yards. Sixty-two percent of the capacity available is at 7th ranked Countryside Landfill, Grayslake, and Onyx Zion Landfill, Zion, ranked 8th.

Two facilities, CDT Landfill, Joliet, and Wheatland Prairie RDF, Plainfield, both located within Will County, ceased accepting waste on June 9, 2000 and June 18, 2001 respectively. Kane County's Woodland RDF, ceased accepting waste in November 2002. A Certificate of Closure for this site is pending. CID RDF #3, a municipal waste landfill in Chicago, is preparing to close by the end of 2003. Its counterpart, CID RDF #4 proposes to remain open through 2005.

The region will operate with fewer landfills in the years ahead. It appears that eleven landfills will remain open after 2002. Five more will close before 2005.

Planners are concerned about these circumstances for the reasons outlined in the sidebar on this page.

Region Two Data Analysis 2002 vs. 2001



Waste Management Concerns in the Chicago Metropolitan Area

- Generally, it takes at least three to five years to site and permit new facilities in Illinois, perhaps longer in the Chicago area.
- Six years of capacity for Region Two does not allow for any siting or permitting problems to arise.
- No new capacity was permitted in Region One or Two from 1999 to 2002.
- Prairie View RDF, Joliet has a permit application pending at Illinois EPA as of August 2003 (see p. R2.18).
- Neighboring states might impose policy to limit out-of-state waste disposal, or landfills from nearby states might experience capacity shortages.

Pollution Control Facility Siting Costs in Chicago Metropolitan Area

There are no large tracts of land left in Cook County (County Seat, Chicago) to build municipal waste landfills.

Development and construction of a transfer station requires smaller parcels of land ranging in size from six to 14 acres. Smaller properties might suffice, but design costs would escalate. Total costs to site a transfer station in Chicago might range from \$150,000 - \$300,000 plus property costs. Included in this total are costs associated with legal negotiations and engineering design. Additional costs in an urban area would be those required to follow fire and building codes.

Transfer stations storing landscape waste for less than 24 hours do not require local siting approval, but do require an Agency permit. Municipal waste transfer stations that accept refuse require local siting approval and have set back limitations.

Because the City of Chicago has additional permitting and zoning requirements, it sometimes is easier to site a transfer station in the suburbs rather than in Chicago. Examples of recent construction of transfer stations show extremes between state-of-the-art facilities and low tech facilities. For example, Wheeling Township Transfer Station (Cook Co./Glenview) built in 1994, cost \$12 million. On the border between DuPage and Kane Counties, DuKane Transfer Station's entire cost was estimated at one million dollars. This includes the purchase of 5.2 acres, siting studies, design work, engineering studies, application fee of \$120,000, hearing and court costs. This facility manages approximately 1,500 tons per day and is a fairly low-tech operation. Details about each of these sites (and others developed and constructed recently) are found in Region Two section of this report on pages R2.24 to R2.89.

Chicago's Solid Waste Management Plan and Updates

Chicago's first Solid Waste Management Plan was adopted in March 1992. It is the only city in the state that is required to prepare a solid waste management plan. The plan includes information on:

- the status of the waste management situation in the City
- proposed facilities and programs to handle the city's waste until 2012
- a schedule for developing and operating the proposed facilities
- a recycling program to meet and exceed the state mandated recycling goal of 25 percent within five years of program implementation

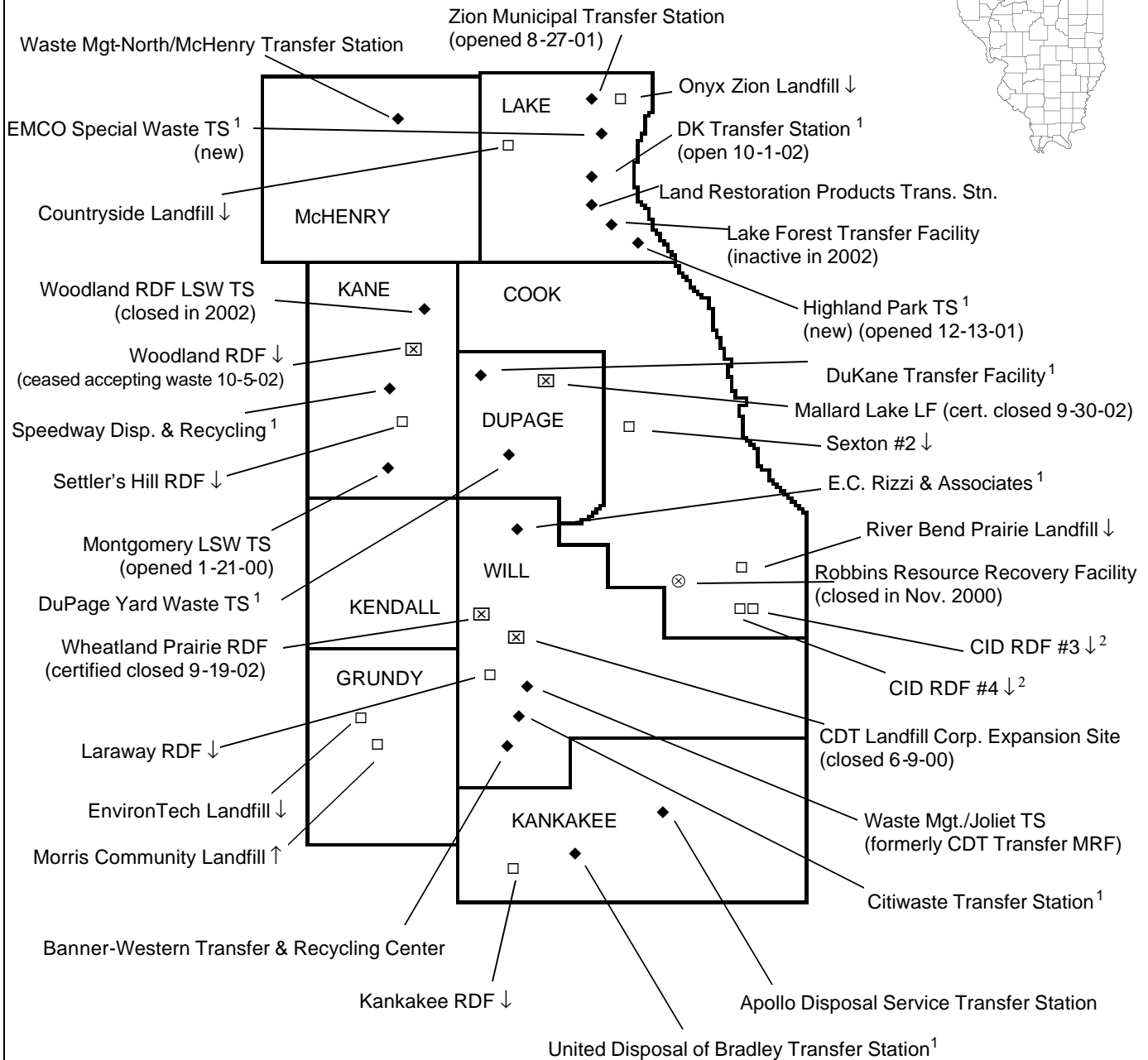
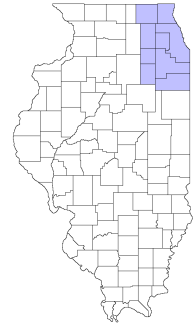
Since adoption of the 1992 Plan, the City of Chicago has worked aggressively to implement changes in its solid waste management system. Recommendations from that plan inspired a variety of legislative initiatives resulting in Chicago's commercial and residential source reduction and recycling programs, a review of incineration, blue bag recycling and a full-scale public education campaign.

In accordance with state legislation, the City completed a five-year update in September 1997. The update describes legislative changes, recycling programs and solid waste management strategies the City has implemented since the original plan. It also includes proposed program improvements for continued growth and progress in solid waste management over the next five years. Staff of the Department of Streets and Sanitation are currently developing the 10-year plan update.

For more information, contact James Conlon in the City of Chicago Streets and Sanitation, Office of Policy and Legislative Affairs, at 312/744-0789.

Landfills and Transfer Stations: Active, Closed, Under Development in 2002

Capacity Increase -
Capacity Decrease -



¹ Active, but waste amount accepted unknown
² Same site, but report separately

- ◆ Transfer Stations
- Active Landfills
- ⊗ Closed Incinerator
- ⊗ Closed Landfills

Landfills: Wastes Accepted 2002; Remaining Capacities Jan. 1, 2003

	Municipality	County	Wastes		Capacity		Disp. Area Acres	Close Year
			Cu. Yds.	Rank ¹	Cu. Yds.	Rank ²		
CDT Landfill Corp. Exp. Site ³	Joliet	Will	0	N/A	0	52	48	2000
CID RDF #3 & #4 [◆]	Chicago	Cook	1,038,830	12	525,000	46	202	2005
Countryside Landfill	Grayslake	Lake	1,803,372	9	23,711,000	7	153	2016
Environtech Inc.	Morris	Grundy	1,835,948	8	5,266,000	30	78	2013
Kankakee RDF	Chebanse	Kankakee	373,956	31	1,063,000	39	55	2005
Laraway RDF	Elwood	Will	65,819	48	60,000	50	32.2	2004
Mallard Lake Landfill ⁴	Hanover Park	DuPage	0	N/A	0	52	230	1999
Morris Community Landfill	Morris	Grundy	87,426	46	589,000	44	95	2010
Onyx Zion Landfill [◆]	Zion	Lake	2,463,544	7	22,337,000	8	131.2	2012
River Bend Prairie Landfill [◆]	Dolton	Cook	620,753	24	7,517,000	24	55	2015
Settler's Hill RDF	Batavia	Kane	4,299,246	3	12,448,000	15	197	2006
Sexton #2	Hillside	Cook	452,925	28	715,000	43	55	2004
CLOSED Wheatland Prairie RDF ⁵	Plainfield	Will	0	N/A	0	52	98	2001
NOW CLOSED Woodland RDF ^{◆6}	South Elgin	Kane	928,610	15	0	52	103	2002
Totals			13,970,429		74,231,000			

^{◆7} Four landfills accepted out-of-state wastes during 2002 totaling 36,971 gate cubic yards, or < 1% of the region's total.

¹ Standing among 51 landfills that accepted wastes during 2002.

² Standing among 51 landfills that reported capacity as of Jan. 1, 2003.

³ Ceased accepting waste 6-9-00 or 6-18-01; Certificate of Closure is pending.

⁴ Ceased accepting waste 3-13-99; certified closed as of 9-30-02.

⁵ Ceased accepting waste in June 2001; certified closed as of 9-19-02.

⁶ Ceased accepting waste 11-5-02; Certificate of Closure is pending.

Region Two Solid Waste Statistics

Counties	9	
Area (square miles)	5,109	
Population (est.)	8,324,491	Population (projected 2005)
Percent of Total Illinois Population	66.8*	8,294,338*

Landfill life expectancy

Years remaining **5 [◆]**

Landfills

Active in 2002 **13**

Closed in 2000 **1**

Closed in 2002 **1**

Open after 2003 **11**

Expect to close before 2005 **5**

Transfer Stations

Active in 2002 **59**

New in 2000 **1**

New in 2001 **3**

New in 2002 **3**

Compost facilities

Active in 2002 **17**

Closed in 2002 **1**

*Source: Chicago Convention and Tourism Bureau, Municipal Reference Library found on www.chicago.il.org

[◆] Total remaining capacity (from table on this page) divided by total wastes accepted. Tells how long the region may be served by local landfills at current disposal rates, barring capacity adjustments, until capacity is depleted.

Solid waste transfer stations vital to Region Two

Region Two is home to 59 of the state's 86 active transfer stations (see Table on p. R2.6). Of this total, Cook County has 43 (that includes 16 in the City of Chicago); Will and Lake County have four; Kane County has three; Kankakee and DuPage counties have two each and McHenry County has one.

Transfer stations consolidate locally collected wastes for efficient shipment to distant landfills. Some transfer stations separate and remove recyclables from the municipal waste stream. Transfer stations handling only landscape waste, with transfer in less than 24 hours, were also added to the report.

The region's transfer stations are noted in the maps on pages R2.0 and R2.3, and in the table on page R2.6.

Some of Region Two's transfer stations handled more waste than the state's busiest landfills.

Thirteen transfer stations within Chicago's city limits processed almost 3.2 million gate tons, 55.8 percent of the waste reported transferred in the region. Three of the 16 active sites did not voluntarily report tonnage received.

New transfer stations open in Chicago area

C & L Landscape Waste Transfer Station, Chicago Heights, was permitted to operate on Sept. 15, 2000. Cloverleaf Farms, Elgin and Winnetka LSW Transfer Facility, Winnetka, were permitted to transfer landscape waste in 2001. Harvey Transfer Station, Harvey, opened in March 2002. Highland Park Transfer, Highland Park, opened in Oct. 2002. DK Transfer Station, Lake Bluff, opened in Dec. 2001. A transfer station also opened in Glencoe in Sept. 2002.

Inactive transfer station's permits do not expire

Skyline Disposal Co, Chicago Heights, ceased accepting waste for transfer in 2001.

Permits to develop and operate transfer stations do not "expire", and it is difficult to tell whether sites are still actively accepting waste or not. The transfer stations on the maps and in the report accepted waste during the years 2000, 2001 and/or 2002.

Illinois EPA depends upon its regional inspectors and the delegated agencies who inspect the sites periodically, to be our best source of information related to the operation of these sites. (See pgs. R2.5, R2.6 and R2.7)

Questions and Complaints

Illinois EPA Region Two field office personnel investigate reports of suspected illegal waste disposal, and inspect the region's landfills, transfer stations and compost facilities, except in **DuPage, Kankakee, Lake, McHenry and Will counties and the city of Chicago**, where joint responsibility has been delegated to local authorities.

Questions or complaints concerning pollution control facilities, open dumping or other incidents should be directed to the office having jurisdiction over the site:

Illinois EPA
9511 W. Harrison
DesPlaines, IL 60016
Phone: 847-294-4000
Fax: 847-294-4058

**Chicago Department of Environment
Permitting & Enforcement Division**
30 N. LaSalle Blvd., 25th Floor
Chicago, IL 60602-2575
Phone: 312-744-7235
Fax: 312-744-5272 or 312-744-6451

**DuPage County Dept. of Development
and Environmental Concerns**
421 N. County Farm Road
Wheaton, IL 60187
Phone: 630-682-7373
Fax: 630-682-7374 or 630-682-6948

Kankakee County Health Dept.
2390 W. Station St.
Kankakee, IL 60901
Phone: 815-937-7860
Fax: 815-937-3568

**Lake County Health Department and
Community Health Center
Engineering Section/SW Unit**
3010 Grand Ave.
Waukegan, IL 60085-2399
Phone: 847-377-8016/847-377-8030
Fax: 847-249-4972

Continued on page R2.7

Six agencies hold delegation agreements

The Illinois EPA has delegated inspection authority to the following agencies in Region Two:

- Chicago Department of Environment
- DuPage County Dept. of Dvpt. and Environmental Concerns
- Kankakee County Health Department
- Lake County Health Department and Community Health Center
- McHenry County Health Department
- Will County Land Use Dept., Waste Services Division

Delegation agreements authorize these agencies to conduct many of the duties that would otherwise have to be performed by the Illinois EPA field office: investigating and enforcing suspected violations of land pollution laws and regulations and reports of open dumping, and inspecting landfills, transfer stations and compost facilities permitted through the Agency's Bureau of Land. (Inspections also include industrial landfills, or monofills, and landfills that closed prior to 2000; these facilities are not included in this report.)

DuPage County contains no active landfills and two transfer stations. Kankakee County has one active landfill, two transfer stations and two compost facilities.

Lake County has two active landfills, four transfer stations, and five compost facilities. McHenry County contains no active landfills, one transfer station, and two active compost facilities. Will County has one active landfill, four active transfer stations, and three compost facilities. Chicago Department of Environment is responsible for inspecting one active landfill, several closed landfills and 16 transfer stations. The Agency's DesPlaines office inspects the hazardous waste landfill, CID RDF #4, Calumet City/Chicago and landfills, transfer stations, and compost sites in Cook, Grundy, Kane and Kendall counties.

Transfer Stations: Wastes Handled 2002

	Municipality	County	Tons
34th Street Mat'l. Recov. & Recyc.	Chicago	Cook	221,921
American Wood Recycling TS	Hoffman Estates	Cook	19,734
Apollo Disposal Service TS	Momence	Kankakee	20,600
ARC Disposal & Recycling	Mt. Prospect	Cook	328,416
Banner-Western Trans. & Recyc. ¹	Rockdale	Will	152,954
Best Lawns Trans. Stn.	Streamwood	Cook	0
C & L LSW Trans. Stn. ²	Chicago Heights	Cook	0
Calumet Transfer Station	Chicago	Cook	0
CID Mat'l. Recovery & Recycling	Chicago	Cook	237,622
Citwaste Transfer Station ¹	Joliet	Will	47,626
City Waste Transfer ^a	Chicago	Cook	32,600
Cloverleaf Farms Transfer ³	Elgin	Cook	0
D & D Loop Transfer-Lafin ^b	Chicago	Cook	396,000
Des Plaines LSW Trans. Stn.	Des Plaines	Cook	3,461
DK Transfer Station ⁴	Lake Bluff	Lake	0
DuKane Transfer Facility	West Chicago	DuPage	0
DuPage Yard Waste Trans. Stn.	West Chicago	DuPage	0
E.C. Rizzi & Assoc.	Bolingbrook	Will	0
EMCO Spec. Waste T.S. ^{3, 4, 5}	North Chicago	Lake	0
Glencoe Water Tower Site ⁴	Glencoe	Cook	0
Green Waste Services/Crestwood TS	Crestwood	Cook	343,774
Groot Industries/Chicago TS	Chicago	Cook	484,217
Groot Industries/McCook TS	McCook	Cook	0
Harvey Transfer Station ⁴	Harvey	Cook	0
Highland Park Trans. Stn. ³	Highland Park	Lake	0
Homewood Scavenger Service TS	East Hazel Crest	Cook	0
Kucera Disposal Company	Cicero	Cook	0
Land Restoration Products TS ⁶	Lake Bluff	Lake	195
Liberty Waste/McCook Trans. Stn.	McCook	Cook	0
Loop Transfer-64th Street	Chicago	Cook	264,000
Medill Mat'l. Recov. & Recyc.	Chicago	Cook	232,130
Midtown Transfer	Chicago	Cook	237,600
Montgomery Landscape Wst. Coll. ²	Montgomery	Kane	0
Mr. K's Garden & Mat'l. Center TS	Park Ridge	Cook	0
Northwest Mat'l. Recov. & Recyc.	Chicago	Cook	373,136
Onyx Wst. Svs./Evanston Trans.	Evanston	Cook	0
Onyx Wst. Svs./Melrose Park Trans.	Melrose Park	Cook	0
Onyx Wst. Svs./Northbrook Transfer	Northbrook	Cook	117,000
Planet Recovery Transfer Station	Chicago	Cook	290,400
Ravenswood Disposal Service TS	Chicago	Cook	34,500
River Bend Prairie Recyc. & Trans.	Chicago	Cook	0
Riverdale Recycling	Riverdale	Cook	171,600
Rolling Meadows Trans. Stn.	Rolling Meadows	Cook	245,364
SRS North Lot	Chicago	Cook	211,200
Shred-All Recycling Systems TS	Chicago	Cook	211,200
Star Disposal Service TS	Park Forest	Cook	0
United Disposal of Bradley TS	Bradley	Kankakee	0
Waste Management-Elburn	Elburn	Kane	0
Waste Management-Joliet TS ¹	Joliet	Will	171,041
Waste Mgt.-Metro/Chicago TS	Chicago	Cook	0
Waste Mgt.-Metro/Stickney TS	Stickney	Cook	0
Waste Mgt.-North/McHenry TS	McHenry	McHenry	869
Waste Mgt.-Northwest/Wheeling TS	Wheeling	Cook	349,276
Waste Mgt.-So. Suburbs/Rec. Am.	Alsip	Cook	0
West Cook Transfer Station	Forest View	Cook	275,000
Wheeling Township Transfer Stn.	Glenview	Cook	299,994
Wilmette Village Yard	Wilmette	Cook	8,000
Winnetka Municipal LSW Trans. ³	Winnetka	Cook	0
Zion Municipal Trans. Stn. ³	Zion	Lake	960
Total			5,782,390

Transfer Stations with zero tons were active, accepted some waste

¹ Data submitted by Will County

⁴ New in 2002

² New in 2000

⁵ Certified closed 10-4-02

³ New in 2001

^a AKA United Transfer

^b AKA Loop Transfer/Lafin

More than 220 thousand tons of landscape wastes composted

Seventeen composting facilities handled more than 220,000 gate tons of landscape wastes in 2002 (see Table below). This tonnage is equivalent to 64.7 percent of total landscape wastes composted in the State at agency-permitted facilities.

This amount increased 21 percent year to year. Six of the Region's compost sites show up in the top 10 list for all of the State's compost facilities. Joyce Farms Recycling Inc., Essex was number one, with 41,381 tons accepted; Thelan Sand and Gravel, Fox Lake was a close second with 40,045 tons accepted.

Questions and Complaints

Continued from page R2.5

McHenry County Health Department
2200 N. Seminary Ave., Route 47 N.
Woodstock, IL 60098
Phone: 815-334-4585
Fax: 815-338-7661

Will County Land Use Dept.
Waste Services Division
58 E. Clinton St., Suite 500
Joliet, IL 60432
Phone: 815-727-8834
Fax: 815-722-3410

Compost Facilities: Wastes Accepted 2002

	Municipality	County	Tons
CDT Landfill Corp.	Joliet	Will	21,323
Chicago Botanic Garden	Glencoe	Cook	375
Crystal Lake Composting	Crystal Lake	McHenry	3,346
DK-Lake Bluff	Lake Bluff	Lake	1,978
Green Organics Inc.	Bristol	Kendall	38,748
Hazel Crest Composting	Hazel Crest	Cook	1,936
James Park Leaf Compost	Evanston	Cook	1,390
Joyce Farms Recycling Inc. ¹	Essex	Kankakee	41,381
Lake Bluff Municipal #2	Lake Bluff	Lake	599
Lake Forest Recycling Center	Lake Forest	Lake	3,540
Land & Lakes #5 ²	Deerfield	Lake	27,662
Land & Lakes/Willow Ranch	Romeoville	Will	15,959
LDK Compost ³	Lake Bluff	Lake	9,728
Starlight Drive-in Compost	Kankakee	Kankakee	2,150
Thelan Sand & Gravel	Fox Lake	McHenry	40,045
Willow Ranch Composting	Romeoville	Will	10,639
Total			220,799

¹ Opened on 9-12-00

² Permit renewed in 2002

³ Active, now closed

New Compost Site in 2003

Waukegan LSW Compost Facility Lake County

Cook County's Inactive Compost Sites

CID RDF #4 Compost Facility ¹	Chicago
Elgin Compost Facility ²	Elgin
Land & Lakes #1 & #2 ³	Chicago
River Bend Prairie	Dolton
Winnetka Municipal Compost	Winnetka

¹ Site idle until cert. closed 2-28-01.

² Certified closed as of 11-7-01

³ Site inactive in 2001 & 2002; Permit renewed for five more years on 7-18-03

Municipal Waste Management Plans

The Solid Waste Planning and Recycling Act requires all Illinois counties and the city of Chicago to develop, adopt and implement 20-year municipal waste management plans.

Plans include programs and recommendations to achieve solid waste management goals, which typically include waste reduction, recycling, incineration and landfilling as program options.

The law requires each plan to include a program designed to recycle 15 percent of municipal wastes by the end of the third year of the program and 25 percent of municipal wastes by the end of the fifth year, depending upon the availability of markets.

Every five years each plan must identify changes in planning areas, evaluate progress in plan implementation and, if necessary, revise plan recommendations and goals. The county also has the option of updating its solid waste generation rate. The plan is then submitted to the Illinois EPA for review and comment.

Five year plan updates have been adopted by Chicago, Cook County, West Cook County Solid Waste Agency, DuPage, Grundy, Kane, Kankakee, Kendall, Lake, McHenry and Will counties. DuPage, Grundy, Kankakee, Lake, McHenry and Will Counties have also completed ten year plan updates.

Questions concerning these plans and their availability should be directed to the appropriate local administrators listed in Appendix K of this report.

Details concerning Region Two landfills, transfer stations, and compost facilities follow on pages R2.9 through R2.111.

Recycling rates ranged from 14.8 to 50.3 percent

The Agency does not regulate recycling; however, it does survey recycling coordinators statewide. Coordinators in Region Two reported recycling rates ranging from 14.8 to 50.3 percent, giving the region an average recycling rate of 37.4 percent. However, five counties did not report 2002 data. DuPage County's number only included the residential sector's recycling amounts.

Four counties (Grundy, Kane, Kendall, and McHenry) have passed ordinances in support of recycling in residential and/or commercial sectors. In Cook County, Chicago and West Cook County Solid Waste Agency have passed similar ordinances in support of recycling.

Recycling rates are high here, in part, because of accessibility of markets for recyclables. ♦

Municipal Wastes Recycled

	2005*		Waste Generated		Waste Recycled	
	County Population	Estimated Population	Tons	PCD	Tons	Percent
Cook (subtotal)	5,175,613	5,361,090	7,459,466		2,903,521	
Cook	2,404,075	620,000	678,900	6.0	175,400	25.8
(City of Chicago) ^{1 & 2}	2,771,538	2,802,079	4,845,107	9.5	2,146,322	44.3
(SSMMA)		616,886	557,285	5.0	112,857	20.3
(SWANCC)		755,177	1,102,558	8.0	393,680	35.7
(WCCSWA) ^{1 & 3}		566,948	275,616	2.7	75,262	27.3
	3,118,725	2,963,401	3,592,477		1,229,112	
DuPage ⁴	947,465	892,547	926,895	5.7	137,000	14.8
Grundy ¹	39,537	38,000	44,549	6.4	9,666	21.7
Kane ^{1 & 2}	454,006	380,801	612,915	8.8	262,737	42.9
Kankakee	104,396	104,122	129,215	6.8	64,995	50.3
Kendall ¹	62,856	55,500	63,657	6.3	23,380	36.7
Lake ¹	674,703	674,850	874,437	7.1	376,452	43.1
McHenry ¹	278,539	281,165	320,981	6.3	108,373	33.8
Will ^{1 & 2}	557,223	536,416	619,828	6.3	246,509	39.8
Totals	8,294,338	8,324,491	11,051,943	7.3	4,132,633	37.4⁵

* Source: Chicago Convention and Tourism Bureau, Municipal Reference Library found on www.chicago.il.org

¹ Has residential recycling ordinance.

² Has commercial recycling ordinance.

³ Doesn't include multi-family data

⁴ Reported only residential recycling.

⁵ Regional average.

CDT Landfill Corp. Expansion Site (Closed)

County	Will
Municipality	Joliet
Location	2851 Mound Road
Location ☎	815-741-0736
Hours of operation	N/A
Wastes accepted	Municipal, nonhazardous special
Tipping fee	N/A
Owner	CDT Landfill Corp.
Operator	CDT Landfill Corp.

Facility Facts

Identification number	1978170006
Design capacity, airspace cu.yds.	2,660,000
Total permitted landfill area, acres	55
Permitted disposal area, acres	48
Highest permitted elevation, feet (msl)	641
Leachate monitoring stations	9
Groundwater monitoring wells	32
Methane collection system	Gas-to-energy
Years remaining, estimated by landfill	0
Date/year to open -- Date/year to close	8-31-84 - 6-9-00

*Site ceased accepting waste on 6-9-00. Certificate of closure pending.

Wastes Received: 2000, 2001, 2002

	TOTAL WASTES ACCEPTED			OUT-OF-STATE WASTES ACCEPTED		
	gate cu. yds	tons	tons/day	gate cu/yds.	tons	% of total
2000	308,050	93,348	359	0	0	0
2001	0	0	0	0	0	0
2002	0	0	0	0	0	0
2000 State of Origin: Illinois only 2001 State of Origin: N/A 2002 State of Origin: N/A						

Remaining Capacities: Jan. 1, 2002 and Jan. 1, 2003

2002 certified gate cu. yds. (tons)	0	(0)
2003 certified gate cu. yds. (tons)	0	(0)

Audits and Inspections

Solid Waste Mgt. Fees paid in 2002	N/A
Last audited by Illinois EPA	3-21-00
Facility inspected by	Will County Land Use Dept., Waste Services Division & Illinois EPA, Des Plaines Regional Office

Contacts

Owner

CDT Landfill Corp.
2851 Mound Road
Joliet, IL 60436
Contact: Danny L. Geiss
☎ 815-741-0736

Operator

CDT Landfill Corp.
2851 Mound Road
Joliet, IL 60436
Contact: Danny L. Geiss
☎ 815-741-0736

CID Recycling and Disposal Facility #3 and #4

County	Cook
Municipality	Chicago & Calumet City
Location	138th St. and I-94
Location ☎	773-646-3099
Hours of operation	Mon.-Fri.: 8:30 a.m. - 3 p.m.
Wastes accepted	Municipal, nonhazardous special, inert (#3) and Nonhazardous special, hazardous (#4*)
Tipping fee	\$20 per cubic yard
Owner	Waste Management of Illinois Inc.**
Operator	Waste Management of Illinois Inc.**

*CID RDF #4 holds permit to accept hazardous waste.

Facility Facts

Identification number	0310390001
Design capacity, airspace cu.yds.	N/A
Total permitted landfill area, acres	175 and 115
Permitted disposal area, acres	173 and 29
Highest permitted elevation, feet (msl)	746 and 629
Leachate monitoring stations	13 and 11
Groundwater monitoring wells	38 and 23
Methane collection system	Gas-to-energy (#3) and None (#4)
Years remaining, estimated by landfill	1 and 3
Date/year to open -- Date/year to close	12-31-67 - 12-31-03 and 1974 - 2005*

First number indicates data for CID RDF #3; second number is for CID RDF #4.

Wastes Received: 2000, 2001, 2002

	TOTAL WASTES ACCEPTED			OUT-OF-STATE WASTES ACCEPTED		
	gate cu. yds	tons	tons/day	gate cu/yds.	tons	% of total
2000	808,910	245,124	943	4,941	1,497	1
2001	893,309	270,700	1,041	7,664	2,322	1
2002	1,038,830	314,797	1,211	5,653	1,713	1
2000 State of Origin: Illinois, Indiana, Minnesota			2001 State of Origin: Illinois, Indiana, Minnesota			2002 State of Origin: Illinois, Indiana

Remaining Capacities: Jan. 1, 2002 and Jan. 1, 2003

2002 certified gate cu. yds. (tons)	1,348,000	(408,000)
2003 certified gate cu. yds. (tons)	525,000	(159,000)

Audits and Inspections

Solid Waste Mgt. Fees paid in 2002	\$86,263 (#3) and \$31,372 (#4)
Last audited by Illinois EPA	3-7-00 & 4-18-01 (#3) and 3-7-00, 4-18-01 & 5-21-02 (#4)
Facility inspected by	Chicago Dept. of Env. & Illinois EPA, Des Plaines Regional Office (#3) and Illinois EPA, Des Plaines Regional Office (#4)

Contacts

Owner	Operator
Waste Management of Illinois Inc.**	Waste Management of Illinois Inc.**
P.O. Box 1309	P.O. Box 1309
Calumet City, IL 60409-1309	Calumet City, IL 60409-1309
Contact: Kurt Nebel	Contact: Kurt Nebel
☎ 773-646-3099	☎ 773-646-3099

**A subsidiary of Waste Management Inc. Midwest, 1001 Fannin, Suite 4000, Houston, TX 77002 * 713-512-6200. Regional Office: Waste Management of Illinois Inc., 720 Butterfield Road, Lombard, IL 60148 * 630-572-8800

Countryside Landfill

County	Lake
Municipality	Grayslake
Location	31725 N. Route 83
Location ☎	847-223-9282
Hours of operation	Mon.-Fri.: 6 a.m. - 4 p.m.; Sat.: 7 a.m. - noon
Wastes accepted	Municipal, nonhazardous special
Tipping fee	\$40 per ton
Owner	Countryside Landfill Inc.**
Operator	Countryside Landfill Inc.**

Facility Facts

Identification number	0970250003
Design capacity, airspace cu.yds.	14,400,000
Total permitted landfill area, acres	201
Permitted disposal area, acres	153*
Highest permitted elevation, feet (msl)	930
Leachate monitoring stations	7
Groundwater monitoring wells	24
Methane collection system	Operational; enclosed flare and gas-to-energy
Years remaining, estimated by landfill	13
Date/year to open -- Date/year to close	12-7-76 - 2016

*Lateral expansion is 72.9 ac (26.7 ac. (North) and 46.2 (South) disposal areas).

Wastes Received: 2000, 2001, 2002

	TOTAL WASTES ACCEPTED			OUT-OF-STATE WASTES ACCEPTED		
	gate cu. yds	tons	tons/day	gate cu/yds.	tons	% of total
2000	1,529,215	463,398	1,782	0	0	0
2001	1,717,380	520,418	2,002	0	0	0
2002	1,803,372	546,476	2,102	0	0	0
2000 State of Origin: Illinois only		2001 State of Origin: Illinois only		2002 State of Origin: Illinois only		

Remaining Capacities: Jan. 1, 2002 and Jan. 1, 2003

2002 certified gate cu. yds. (tons)	25,443,000	(7,710,000)
2003 certified gate cu. yds. (tons)	23,711,000	(7,185,000)

Audits and Inspections

Solid Waste Mgt. Fees paid in 2002	\$463,266
Last audited by Illinois EPA	6-6-00, 8-9-01 & 7-23-02
Facility inspected by	Lake County Health Department & Illinois EPA, Des Plaines Regional Office

Contacts

Owner	Operator
Countryside Landfill Inc.** 31725 N. Route 83 Grayslake, IL 60030 Contact: Chris Rubak ☎ 847-223-9282	Countryside Landfill Inc.** 31725 N. Route 83 Grayslake, IL 60030 Contact: Chris Rubak ☎ 847-223-9282

**A subsidiary of Waste Management Inc. Midwest, 1001 Fannin, Suite 4000, Houston, TX 77002 * 713-512-6200. Regional Office: Waste Management of Illinois Inc., 720 Butterfield Road, Lombard, IL 60148 * 630-572-8800

Environtech Inc.

County	Grundy
Municipality	Morris
Location	1800 N. Ashley Road
Location ☎	815-942-1800
Hours of operation	Mon.-Fri.: 6 a.m. - 4 p.m.
Wastes accepted	Municipal, nonhazardous special
Tipping fee	\$35 per ton
Owner	Environtech Inc.**
Operator	Environtech Inc.**

Facility Facts

Identification number	0638140002
Design capacity, airspace cu.yds.	13,304,485
Total permitted landfill area, acres	169
Permitted disposal area, acres	78
Highest permitted elevation, feet (msl)	592
Leachate monitoring stations	2
Groundwater monitoring wells	11
Methane collection system	Active (gas-to-energy plant operating)
Years remaining, estimated by landfill	13*
Date/year to open -- Date/year to close	9-5-87 - 2013

*It is anticipated that as site capacity decreases, gate volume will decrease extending site life until 2013.

Wastes Received: 2000, 2001, 2002

	TOTAL WASTES ACCEPTED			OUT-OF-STATE WASTES ACCEPTED		
	gate cu. yds	tons	tons/day	gate cu/yds.	tons	% of total
2000	2,083,157	631,260	2,428	0	0	0
2001	1,657,071	502,143	1,931	0	0	0
2002	1,835,948	556,348	2,140	0	0	0
2000 State of Origin: Illinois only		2001 State of Origin: Illinois only		2002 State of Origin: Illinois only		

Remaining Capacities: Jan. 1, 2002 and Jan. 1, 2003

2002 certified gate cu. yds. (tons)	6,179,000	(1,872,000)
2003 certified gate cu. yds. (tons)	5,266,000	(1,596,000)

Audits and Inspections

Solid Waste Mgt. Fees paid in 2002	\$290,154
Last audited by Illinois EPA	3-13-01 & 3-6-02
Facility inspected by	Illinois EPA, Des Plaines Regional Office

Contacts

Owner	Operator
Environtech Inc.**	Environtech Inc.**
13832 S. Kostner	1800 N. Ashley Road
Crestwood, IL 60445	Morris, IL 60450
Contact: Brian Holcomb	Contact: Mark Dykema
☎ 708-824-3060	☎ 815-942-1800

**A subsidiary of Allied Waste Industries Inc., 15880 N. Greenway-Hayden Loop, Suite 100, Scottsdale, AZ 85260 * 480-627-2700. Regional Office: 13832 S. Kostner, Crestwood, IL 60445 * 708-824-3060

Kankakee Recycling and Disposal Facility

County	Kankakee
Municipality	Chebanse
Location	6259 S. Route 45 & 52
Location ☎	815-937-5539
Hours of operation	Mon.-Fri.: 6 a.m. - 3:30 p.m.
Wastes accepted	Municipal, nonhazardous special*
Tipping fee	\$13 per cubic yard (loose)
Owner	Waste Management of Illinois Inc.**
Operator	Waste Management of Illinois Inc.**

*County wastes only.

Facility Facts

Identification number	0910550006
Design capacity, airspace cu.yds.	4,200,000
Total permitted landfill area, acres	80
Permitted disposal area, acres	55*
Highest permitted elevation, feet (msl)	708
Leachate monitoring stations	13
Groundwater monitoring wells	15
Methane collection system	Gas-to-energy
Years remaining, estimated by landfill	3
Date/year to open -- Date/year to close	12-31-74 - 2005

*Includes lateral expansion (Phase 4) of 14 ac.

Wastes Received: 2000, 2001, 2002

	TOTAL WASTES ACCEPTED			OUT-OF-STATE WASTES ACCEPTED		
	gate cu. yds	tons	tons/day	gate cu/yds.	tons	% of total
2000	471,735	142,950	550	0	0	0
2001	378,794	114,786	441	0	0	0
2002	373,956	113,320	436	0	0	0
2000 State of Origin: Illinois only		2001 State of Origin: Illinois only		2002 State of Origin: Illinois only		

Remaining Capacities: Jan. 1, 2002 and Jan. 1, 2003

2002 certified gate cu. yds. (tons)	1,409,000	(427,000)
2003 certified gate cu. yds. (tons)	1,063,000	(322,000)

Audits and Inspections

Solid Waste Mgt. Fees paid in 2002	\$104,851
Last audited by Illinois EPA	9-12-00, 8-14-01 & 7-30-02
Facility inspected by	Kankakee County Health Department & Illinois EPA, Des Plaines Regional Office

Contacts

Owner	Operator
Waste Management of Illinois Inc.** 6259 S. Route 45 & 52 Chebanse, IL 60922 Contact: Mark Batherson ☎ 815-937-5539	Waste Management of Illinois Inc.** 6259 S. Route 45 & 52 Chebanse, IL 60922 Contact: Mark Batherson ☎ 815-937-5539

**A subsidiary of Waste Management Inc. Midwest, 1001 Fannin, Suite 4000, Houston, TX 77002 * 713-512-6200. Regional Office: Waste Management of Illinois Inc., 720 Butterfield Road, Lombard, IL 60148 * 630-572-8800

Laraway Recycling and Disposal Facility

County	Will
Municipality	Elwood
Location	21101 W. Laraway Road
Location ☎	815-727-6148
Hours of operation	Mon.-Fri.: 6:30 a.m. - 2:30 p.m.
Wastes accepted	Nonhazardous special, chemical, inert, asbestos
Tipping fee	\$23.50 per cubic yard
Owner	Waste Management of Illinois Inc.**
Operator	Waste Management of Illinois Inc.**

Facility Facts

Identification number	1970450002
Design capacity, airspace cu.yds.	1,185,400
Total permitted landfill area, acres	32.2
Permitted disposal area, acres	32.2
Highest permitted elevation, feet (msl)	665
Leachate monitoring stations	5
Groundwater monitoring wells	11
Methane collection system	None
Years remaining, estimated by landfill	2*
Date/year to open -- Date/year to close	1972 - 2004

*Assessment: limits of waste received to achieve a two year site life.

Wastes Received: 2000, 2001, 2002

	TOTAL WASTES ACCEPTED			OUT-OF-STATE WASTES ACCEPTED		
	gate cu. yds	tons	tons/day	gate cu/yds.	tons	% of total
2000	475,642	144,134	554	778	236	0
2001	115,889	35,118	135	0	0	0
2002	65,819	19,945	77	0	0	0
2000 State of Origin: Illinois, Indiana		2001 State of Origin: Illinois only		2002 State of Origin: Illinois only		

Remaining Capacities: Jan. 1, 2002 and Jan. 1, 2003

2002 certified gate cu. yds. (tons)	106,000	(32,000)
2003 certified gate cu. yds. (tons)	60,000	(18,000)

Audits and Inspections

Solid Waste Mgt. Fees paid in 2002	\$18,982
Last audited by Illinois EPA	4-25-00, 4-25-01 & 3-28-02
Facility inspected by	Will County Land Use Dept., Waste Services Division & Illinois EPA, Des Plaines Regional Office

Contacts

Owner	Operator
Waste Management of Illinois Inc.**	Waste Management of Illinois Inc.**
21101 W. Laraway Road	21101 W. Laraway Road
Elwood, IL 60421	Elwood, IL 60421
Contact: Mark Batherson or Scott Combis	Contact: Mark Batherson or Scott Combis
☎ 815-727-6148	☎ 815-727-6148

**A subsidiary of Waste Management Inc. Midwest, 1001 Fannin, Suite 4000, Houston, TX 77002 * 713-512-6200. Regional Office: Waste Management of Illinois Inc., 720 Butterfield Road, Lombard, IL 60148 * 630-572-8800

Mallard Lake Landfill (Closed)

County	DuPage
Municipality	Hanover Park
Location	26 W. 580 Schick Road
Location ☎	630-894-9000
Hours of operation	Mon.-Fri.: 6 a.m. - 4 p.m.; Sat.: 6 a.m. - noon
Wastes accepted	Municipal, nonhazardous special
Tipping fee	N/A
Owner	Forest Preserve District of DuPage County
Operator	BFI Waste Systems of North America Inc.**

Facility Facts

Identification number	0438010004
Design capacity, airspace cu.yds.	40,780,750
Total permitted landfill area, acres	534
Permitted disposal area, acres	230
Highest permitted elevation, feet (msl)	982
Leachate monitoring stations	18
Groundwater monitoring wells	40
Methane collection system	Gas-to-energy
Years remaining, estimated by landfill	0
Date/year to open -- Date/year to close	12-31-75 - 3-13-99*

*Site ceased accepting waste on 3-13-99; certified closure issued 9-30-02. Post-closure care began on 12-30-01.

Wastes Received: 2000, 2001, 2002

	TOTAL WASTES ACCEPTED			OUT-OF-STATE WASTES ACCEPTED		
	gate cu. yds	tons	tons/day	gate cu/yds.	tons	% of total
2000	0	0	0	0	0	0
2001	0	0	0	0	0	0
2002	0	0	0	0	0	0
2000 State of Origin: N/A 2001 State of Origin: N/A 2002 State of Origin: N/A						

Remaining Capacities: Jan. 1, 2002 and Jan. 1, 2003

2002 certified gate cu. yds. (tons)	0	(0)
2003 certified gate cu. yds. (tons)	0	(0)

Audits and Inspections

Solid Waste Mgt. Fees paid in 2002	
Last audited by Illinois EPA	None
Facility inspected by	DuPage County Solid Waste Division & Illinois EPA, Des Plaines Regional Office

Contacts

Owner	Operator
Forest Preserve District of DuPage County 3 S. 580 Naperville Road Wheaton, IL 60187-8761 Contact: Joseph Benedict ☎ 630-462-5653	BFI Waste Systems of North America Inc.** 26 W. 580 Schick Road Hanover Park, IL 60133 Contact: Drew Bergenthal ☎ 630-894-9000

**A subsidiary of Allied Waste Industries Inc., 15880 N. Greenway-Hayden Loop, Suite 100, Scottsdale, AZ 85260 * 480-627-2700. Regional Office: 13832 S. Kostner, Crestwood, IL 60445 * 708-824-3060

Morris Community Landfill*

County	Grundy
Municipality	Morris
Location	1501 Ashley Road
Location ☎	815-942-3941
Hours of operation	Mon.-Fri.: 7 a.m. - 4 p.m.
Wastes accepted	Municipal, nonhazardous special
Tipping fee	\$8.50 per cubic yard
Owner	City of Morris
Operator	Community Landfill Co.

*Also known as Community Landfill.

Facility Facts

Identification number	0630600001
Design capacity, airspace cu.yds.	2,000,000
Total permitted landfill area, acres	119
Permitted disposal area, acres	95
Highest permitted elevation, feet (msl)	584
Leachate monitoring stations	N/A
Groundwater monitoring wells	9
Methane collection system	Gas-to-energy
Years remaining, estimated by landfill	7
Date/year to open -- Date/year to close	1976 - 2010

Wastes Received: 2000, 2001, 2002

	TOTAL WASTES ACCEPTED			OUT-OF-STATE WASTES ACCEPTED		
	gate cu. yds	tons	tons/day	gate cu/yds.	tons	% of total
2000	205,701	62,334	240	0	0	0
2001	167,619	50,794	195	0	0	0
2002	87,426	26,493	102	0	0	0
2000 State of Origin: Illinois only		2001 State of Origin: Illinois only		2002 State of Origin: Illinois only		

Remaining Capacities: Jan. 1, 2002 and Jan. 1, 2003

2002 certified gate cu. yds. (tons)	507,000	(154,000)
2003 certified gate cu. yds. (tons)	589,000	(178,000)

Audits and Inspections

Solid Waste Mgt. Fees paid in 2002	\$0.00
Last audited by Illinois EPA	3-13-01 & 3-7-02
Facility inspected by	Illinois EPA, Des Plaines Regional Office

Contacts

Owner

City of Morris
320 Wauponsee St.
Morris, IL 60450
Contact: Mayor Richard Kopczick
☎ 815-942-0103

Operator

Community Landfill Co.
13903 S. Ashland Ave.
Riverdale, IL 60827
Contact: Robert J. Pruijm
☎ 708-489-1900

Onyx Zion Landfill

County	Lake
Municipality	Zion
Location	701 N. Green Bay Road
Location ☎	847-731-5110
Hours of operation	Mon.-Fri.: 6:00 a.m. - 4:00 p.m.; Sat.: 6 a.m. - 1 p.m.
Wastes accepted	Municipal, nonhazardous special
Tipping fee	N/A
Owner	Onyx Zion Landfill Inc.**
Operator	Onyx Zion Landfill Inc.**

Facility Facts

Identification number	0978020002
Design capacity, airspace cu.yds.	10,970,000
Total permitted landfill area, acres	191.7
Permitted disposal area, acres	131.2*
Highest permitted elevation, feet (msl)	850
Leachate monitoring stations	8
Groundwater monitoring wells	43
Methane collection system	Gas-to-energy (active 4-1-02)
Years remaining, estimated by landfill	9
Date/year to open -- Date/year to close	5-26-98 - 2012

*Includes vertical expansion of 35 ac. above and a 71.4 acres for lateral expansion east and adjacent to the original facility.

Wastes Received: 2000, 2001, 2002

	TOTAL WASTES ACCEPTED			OUT-OF-STATE WASTES ACCEPTED		
	gate cu. yds	tons	tons/day	gate cu/yds.	tons	% of total
2000	2,012,593	609,877	2,346	85,244	25,832	4
2001	2,359,617	715,035	2,750	77,039	23,345	3
2002	2,463,544	746,528	2,871	91,440	27,709	4
2000 State of Origin: Illinois, Wisconsin		2001 State of Origin: Illinois, Wisconsin		2002 State of Origin: Illinois, Wisconsin		

Remaining Capacities: Jan. 1, 2002 and Jan. 1, 2003

2002 certified gate cu. yds. (tons)	23,182,000	(7,025,000)
2003 certified gate cu. yds. (tons)	22,337,000	(6,769,000)

Audits and Inspections

Solid Waste Mgt. Fees paid in 2002	\$540,026
Last audited by Illinois EPA	6-5-00, 8-8-01 & 7-22-02
Facility inspected by	Lake County Health Department & Illinois EPA, Des Plaines Regional. Office

Contacts

Owner	Operator
Onyx Zion Landfill Inc.**	Onyx Zion Landfill Inc.**
701 N. Green Bay Road	701 N. Green Bay Road
Zion, IL 60099	Zion, IL 60099
Contact: James A. Lewis	Contact: James A. Lewis
☎ 847-731-5110 Ext. 224	☎ 847-731-5110 Ext. 224

**An affiliate of Onyx North America, 125 S. 84th St., Suite 200, Milwaukee, WI 53214 and a subsidiary of Vivendi Environmental, France * 414-479-7800 * Regional office: 1525 Kautz Road, Suite 1000, West Chicago, IL 60185 * 630-762-8000

Prairie View Recycling and Disposal Facility (Permit Pending)

County	Will
Municipality	Wilmington
Location	29705 S. Prairie View Dr.
Location ☎	N/A
Hours of operation	Mon.-Fri.: 6 a.m. - 5 p.m.; Sat.: 6 a.m. - noon
Wastes accepted	Municipal, nonhazardous special
Tipping fee	N/A
Owner	Will County Land Use Department, Waste Services Div.
Operator	Waste Management of Illinois Inc.**

Facility Facts

Identification number	1971105050
Design capacity, airspace cu.yds.	30,196,438
Total permitted landfill area, acres	412
Permitted disposal area, acres	223
Highest permitted elevation, feet (msl)	795
Leachate monitoring stations	N/A
Groundwater monitoring wells	N/A
Methane collection system	Proposed; enclosed flare
Years remaining, estimated by landfill	23
Date/year to open -- Date/year to close	2004-2027

Local siting was approved on March 4, 1999. Development permit application is pending as of August 2003.

Wastes Received: 2000, 2001, 2002

	TOTAL WASTES ACCEPTED			OUT-OF-STATE WASTES ACCEPTED		
	gate cu. yds	tons	tons/day	gate cu/yds.	tons	% of total
2000	0	0	0	0	0	0
2001	0	0	0	0	0	0
2002	0	0	0	0	0	0
2000 State of Origin: N/A 2001 State of Origin: N/A 2002 State of Origin: N/A						

Remaining Capacities: Jan. 1, 2002 and Jan. 1, 2003

2002 certified gate cu. yds. (tons)	0	(0)
2003 certified gate cu. yds. (tons)	0	(0)

Audits and Inspections

Solid Waste Mgt. Fees paid in 2002	\$0
Last audited by Illinois EPA	N/A
Facility inspected by	Will County Land Use Dept., Waste Services Division & Illinois EPA, Des Plaines Regional Office

Contacts

Owner	Operator
Will County Land Use Department, Waste Services Div. 58 E. Clinton, Suite 500 Joliet, IL 60432 Contact: Dean Olson ☎ 815-727-8834	Waste Management of Illinois Inc.** 720 Butterfield Rd. Lombard, IL 60148 Contact: Chris Rubak ☎ 847-223-9282

**A subsidiary of Waste Management Inc. Midwest, 1001 Fannin, Suite 4000, Houston, TX 77002 * 713-512-6200.

River Bend Prairie Landfill

County	Cook
Municipality	Dolton
Location	801 E. 138th St.
Location ☎	312-264-8508
Hours of operation	Mon.-Sat.: 5:30 a.m. - 7 p.m.
Wastes accepted	Municipal, nonhazardous special
Tipping fee	\$11.50 per cubic yard
Owner	Land & Lakes Co.
Operator	Land & Lakes Co.

Facility Facts

Identification number	0310690003
Design capacity, airspace cu.yds.	10,800,000
Total permitted landfill area, acres	68
Permitted disposal area, acres	55
Highest permitted elevation, feet (msl)	690
Leachate monitoring stations	12
Groundwater monitoring wells	29
Methane collection system	Gas-to-energy
Years remaining, estimated by landfill	12
Date/year to open -- Date/year to close	12-31-77 - 2015

Wastes Received: 2000, 2001, 2002

	TOTAL WASTES ACCEPTED			OUT-OF-STATE WASTES ACCEPTED		
	gate cu. yds	tons	tons/day	gate cu/yds.	tons	% of total
2000	507,816	153,884	592	507	154	0
2001	607,781	184,176	708	7,268	2,202	1
2002	620,753	188,107	723	31,138	9,436	5
2000 State of Origin: Illinois, Indiana		2001 State of Origin: Illinois, Indiana		2002 State of Origin: Illinois, Indiana		

Remaining Capacities: Jan. 1, 2002 and Jan. 1, 2003

2002 certified gate cu. yds. (tons)	10,822,000	(3,279,000)
2003 certified gate cu. yds. (tons)	7,517,000	(2,278,000)

Audits and Inspections

Solid Waste Mgt. Fees paid in 2002	\$144,391
Last audited by Illinois EPA	3-6-00, 4-17-01 & 5-20-02
Facility inspected by	Illinois EPA, Des Plaines Regional Office

Contacts

Owner

Land & Lakes Co.
123 N. Northwest Highway, P.O. Box 778
Park Ridge, IL 60068
Contact: James J. Cowhey, Jr.
☎ 847-825-5000

Operator

Land & Lakes Co.
123 N. Northwest Highway, P.O. Box 778
Park Ridge, IL 60068
Contact: James J. Cowhey, Jr.
☎ 847-825-5000

Settler's Hill Recycling and Disposal Facility

County	Kane
Municipality	Batavia
Location	1031 E. Fabyan Parkway
Location ☎	630-232-7664
Hours of operation	Mon.-Sat.: 6 a.m. - 6 p.m.
Wastes accepted	Municipal, nonhazardous special
Tipping fee	\$40 per ton
Owner	Kane County Dept. of Environmental Management
Operator	Waste Management of Illinois Inc.**

Facility Facts

Identification number	0890100009
Design capacity, airspace cu.yds.	10,600,000
Total permitted landfill area, acres	291
Permitted disposal area, acres	197
Highest permitted elevation, feet (msl)	903
Leachate monitoring stations	9
Groundwater monitoring wells	20
Methane collection system	Gas-to-energy
Years remaining, estimated by landfill	3
Date/year to open -- Date/year to close	1982 - 2006*

*Per local agreement, site must close on or before 12-31-06.

Wastes Received: 2000, 2001, 2002

	TOTAL WASTES ACCEPTED			OUT-OF-STATE WASTES ACCEPTED		
	gate cu. yds	tons	tons/day	gate cu/yds.	tons	% of total
2000	3,920,084	1,187,904	4,569	0	0	0
2001	3,919,894	1,187,847	4,569	0	0	0
2002	4,299,246	1,302,802	5,011	0	0	0
2000 State of Origin: Illinois only		2001 State of Origin: Illinois only		2002 State of Origin: Illinois only		

Remaining Capacities: Jan. 1, 2002 and Jan. 1, 2003

2002 certified gate cu. yds. (tons)	15,008,000	(4,548,000)
2003 certified gate cu. yds. (tons)	12,448,000	(3,772,000)

Audits and Inspections

Solid Waste Mgt. Fees paid in 2002	\$846,734
Last audited by Illinois EPA	5-31-00, 6-26-01 & 6-18-02
Facility inspected by	Illinois EPA, Des Plaines Regional Office

Contacts

Owner	Operator
Kane County Dept. of Environmental Management 719 S. Batavia Ave. Geneva, IL 60134 Contact: Tim Harbaugh ☎ 630-208-5173	Waste Management of Illinois Inc.** 1031 E. Fabyan Parkway Batavia, IL 60510 Contact: Doug Hopkins or Dale Hoekstra or Ian Johnson ☎ 630-232-7664

**A subsidiary of Waste Management Inc. Midwest, 1001 Fannin, Suite 4000, Houston, TX 77002 * 713-512-6200. Regional Office: Waste Management of Illinois Inc., 720 Butterfield Road, Lombard, IL 60148 * 630-572-8800

Sexton #2*

County	Cook
Municipality	Hillside
Location	4100 W. Frontage Road
Location ☎	N/A
Hours of operation	Mon.-Fri.: 7:30 a.m. - 3:30 p.m.
Wastes accepted	Municipal, construction & demolition debris
Tipping fee	\$45.50 per ton
Owner	Congress Development Co.
Operator	John Sexton Sand & Gravel Corp.

*Also known as Congress Development Co. Landfill.

Facility Facts

Identification number	0318170002
Design capacity, airspace cu.yds.	1,595,412
Total permitted landfill area, acres	72
Permitted disposal area, acres	55
Highest permitted elevation, feet (msl)	700
Leachate monitoring stations	25
Groundwater monitoring wells	9
Methane collection system	Gas-to-energy (under construction)
Years remaining, estimated by landfill	2
Date/year to open -- Date/year to close	12-31-80 - 2004

Wastes Received: 2000, 2001, 2002

	TOTAL WASTES ACCEPTED			OUT-OF-STATE WASTES ACCEPTED		
	gate cu. yds	tons	tons/day	gate cu/yds.	tons	% of total
2000	161,865	49,050	189	0	0	0
2001	513,520	155,612	599	0	0	0
2002	452,925	137,250	528	0	0	0
2000 State of Origin: Illinois only		2001 State of Origin: Illinois only		2002 State of Origin: Illinois only		

Remaining Capacities: Jan. 1, 2002 and Jan. 1, 2003

2002 certified gate cu. yds. (tons)	1,168,000	(354,000)
2003 certified gate cu. yds. (tons)	715,000	(217,000)

Audits and Inspections

Solid Waste Mgt. Fees paid in 2002	\$104,584
Last audited by Illinois EPA	5-9-00, 9-11-01 & 6-19-02
Facility inspected by	Illinois EPA, Des Plaines Regional Office

Contacts**Owner**

Congress Development Co.
4415 W. Harrison Street, Suite 535
Hillside, IL 60162-1900
Contact: James Butler
☎ 708-547-3703

Operator

John Sexton Sand & Gravel Corp.
4415 W. Harrison Street, Suite 535
Hillside, IL 60162-1900
Contact: James Butler
☎ 708-547-3703

Wheatland Prairie Recycling and Disposal Facility (Closed)

County	Will
Municipality	Plainfield
Location	25244 W. 111th St.
Location ☎	No Onsite Phone
Hours of operation	N/A
Wastes accepted	N/A
Tipping fee	N/A
Owner	Waste Management of Illinois Inc.**
Operator	Waste Management of Illinois Inc.**

Facility Facts

Identification number	1978200004
Design capacity, airspace cu.yds.	3,447,306
Total permitted landfill area, acres	145
Permitted disposal area, acres	98
Highest permitted elevation, feet (msl)	728 (Phase I) & 713 (Phase II)
Leachate monitoring stations	11
Groundwater monitoring wells	30
Methane collection system	Yes
Years remaining, estimated by landfill	0
Date/year to open -- Date/year to close	12-31-87 - 6-18-01*

*Ceased accepting waste in June 2001; certificate of closure issued 9-19-02. 30-year post-closure care period began 12-10-01.

Wastes Received: 2000, 2001, 2002

	TOTAL WASTES ACCEPTED			OUT-OF-STATE WASTES ACCEPTED		
	gate cu. yds	tons	tons/day	gate cu/yds.	tons	% of total
2000	742,564	225,019	865	0	0	0
2001	192,208	58,245	224	0	0	0
2002	0	0	0	0	0	0
2000 State of Origin: Illinois only 2001 State of Origin: Illinois only 2002 State of Origin: N/A						

Remaining Capacities: Jan. 1, 2002 and Jan. 1, 2003

2002 certified gate cu. yds. (tons)	0	(0)
2003 certified gate cu. yds. (tons)	0	(0)

Audits and Inspections

Solid Waste Mgt. Fees paid in 2002	\$0
Last audited by Illinois EPA	4-11-00
Facility inspected by	Will County Land Use Dept., Waste Services Division & Illinois EPA, Des Plaines Regional Office

Contacts

Owner	Operator
Waste Management of Illinois Inc.** N 96 W 13600 County Line Rd. Germantown, WI 53022 Contact: Michael Peterson ☎ 262-253-8626 Ext. 115	Waste Management of Illinois Inc.** N 96 W 13600 County Line Rd. Germantown, WI 53022 Contact: Michael Peterson ☎ 262-253-8626 Ext. 115

**A subsidiary of Waste Management Inc. Midwest, 1001 Fannin, Suite 4000, Houston, TX 77002 * 713-512-6200. Regional Office: Waste Management of Illinois Inc., 720 Butterfield Road, Lombard, IL 60148 * 630-572-8800

Woodland Recycling and Disposal Facility (Now Closed)

County	Kane
Municipality	South Elgin
Location	7 N. 500 Route 25
Location ☎	847-741-0219
Hours of operation	Mon.-Fri.: 6 a.m. - 4 p.m.; Sat.: 6 a.m. - noon
Wastes accepted	Municipal, nonhazardous special
Tipping fee	\$40 per ton
Owner	Oak Brook Bank, Trust #8-1735
Operator	Waste Management of Illinois Inc.**

Facility Facts

Identification number	0894830005
Design capacity, airspace cu.yds.	13,000,000
Total permitted landfill area, acres	213
Permitted disposal area, acres	103
Highest permitted elevation, feet (msl)	852
Leachate monitoring stations	4
Groundwater monitoring wells	24
Methane collection system	Gas-to-energy
Years remaining, estimated by landfill	0
Date/year to open -- Date/year to close	12-31-76 - 11-5-02

Ceased accepting waste November 5, 2002; Certificate of Closure pending.

Wastes Received: 2000, 2001, 2002

	TOTAL WASTES ACCEPTED			OUT-OF-STATE WASTES ACCEPTED		
	gate cu. yds	tons	tons/day	gate cu/yds.	tons	% of total
2000	858,419	260,127	1,000	3,130	948	0
2001	1,317,117	399,126	1,535	1,096	332	0
2002	928,610	281,397	1,082	180	55	0
2000 State of Origin: Illinois, Indiana, Ohio, Wisconsin			2001 State of Origin: Illinois, Indiana, Wisconsin			2002 State of Origin: Illinois, Wisconsin

Remaining Capacities: Jan. 1, 2002 and Jan. 1, 2003

2002 certified gate cu. yds. (tons)	803,000	(243,000)
2003 certified gate cu. yds. (tons)	0	(0)

Audits and Inspections

Solid Waste Mgt. Fees paid in 2002	\$184,799
Last audited by Illinois EPA	4-11-01 & 3-21-02
Facility inspected by	Illinois EPA, Des Plaines Regional Office

Contacts

Owner	Operator
Oak Brook Bank, Trust #8-1735	Waste Management of Illinois Inc.**
1400 W. 16th St.	7 N. 500 Route 25, P.O. Box 364
Oak Brook, IL 60521	South Elgin, IL 60177
Contact: Adriana Rodek	Contact: Ian Johnson
☎ 630-571-1050	☎ 630-232-7664

**A subsidiary of Waste Management Inc. Midwest, 1001 Fannin, Suite 4000, Houston, TX 77002 * 713-512-6200. Regional Office: Waste Management of Illinois Inc., 720 Butterfield Road, Lombard, IL 60148 * 630-572-8800

34th Street Material Recovery & Recycling Facility (Active)

County	Cook
Municipality	Chicago
Location	3757 W. 34th St.
Location ☎	773-843-3341
Hours of operation	Continuous from 5 a.m. Mon. - 5 p.m. Sat.
Wastes accepted	Municipal, recyclables*
Tipping fee	N/A
Owner	Chicago Department of Streets & Sanitation
Operator	Allied Waste Transportation Inc.**

*Blue Bag recycling participant. Overnight storage of waste permitted 1-31-03. New operator on 2-15-03. AKA Chicago Sorting Center - 34th Street.

Facility Facts

Identification number	0316300004
Opened, year	1995
Facility acreage	8.3

Wastes Received: 2000, 2001, 2002

	<u>Tons per year</u>	<u>Tons per day (average)</u>
2000	245,868	984
2001	241,870	968
2002	221,921	854

Waste Management of Illinois (former operator) reported for 2002.

Inspections

Facility inspected by	Illinois EPA, Des Plaines Regional Office & Chicago Department of Environment
------------------------------	---

Contacts

Owner	Operator
Chicago Department of Streets & Sanitation John Sullivan 121 N. LaSalle St., Room 704 Chicago, IL 60602 ☎ 312-744-4566	Allied Waste Transportation Inc.** Robert Kalebich 3757 W. 34th St. Chicago, IL 60623 ☎ 773-843-3341

**Address for operator is the 34th Street Material Recovery & Recycling Facility (AKA Chicago Sorting Center - 34th Street)

American Wood Recycling Transfer Station (Active)

County	Cook
Municipality	Hoffman Estates
Location	1601 Beverly Road & Prairie Stone
Location ☎	N/A
Hours of operation	Mon. - Fri.: 7 a.m. - 4 p.m.; Sat.: 7 a.m. - 3 p.m.
Wastes accepted	Landscape waste
Tipping fee	\$34/ton
Owner	American Wood Recycling Inc.
Operator	American Wood Recycling Inc.

Open nine months during the year.

Facility Facts

Identification number	0314490002
Opened, year	1996
Facility acreage	5.01

Wastes Received: 2000, 2001, 2002

	<u>Tons per year</u>	<u>Tons per day (average)</u>
2000	25,000	200
2001	0	0
2002	19,734	92

Inspections

Facility inspected by	Illinois EPA, Des Plaines Regional Office
------------------------------	---

Contacts

Owner

American Wood Recycling Inc.
2560 Beverly Rd.
Hoffman Estates, IL 60192
☎ 847-426-6354

Operator

American Wood Recycling Inc.
16077 Depot Place
Prairie View, IL 60069
☎ 847-426-6354

Apollo Disposal Service Transfer Station (Active)

County	Kankakee
Municipality	Momence
Location	120 E. Industrial Drive
Location ☎	815-472-3332
Hours of operation	Mon. - Fri.: 7 a.m. - 4:30 p.m.; Sat.: 7 a.m. - 11 a.m.
Wastes accepted	Municipal
Tipping fee	\$12.50/cu. yd.
Owner	Allied Waste Transportation Inc.**
Operator	Allied Waste Transportation Inc.**

Facility Facts

Identification number	0910650003
Opened, year	1997
Facility acreage	< 1

Wastes Received: 2000, 2001, 2002

	<u>Tons per year</u>	<u>Tons per day (average)</u>
2000	19,500	75
2001	19,900	75
2002	20,600	80

Inspections

Facility inspected by	Illinois EPA, Des Plaines Regional Office & Kankakee County Health Department
------------------------------	---

Contacts

Owner	Operator
Allied Waste Transportation Inc.** Steven Smith 120 E. Industrial Dr. Momence, IL 60954 ☎ 815-472-3332	Allied Waste Transportation Inc.** Scott Evenhouse 120 E. Industrial Dr. Momence, IL 60954 ☎ 815-472-3332

**A subsidiary of Allied Waste Industries Inc., 15880 N. Greenway-Hayden Loop, Suite 100, Scottsdale, AZ 85260 * 480-627-2700. Regional Office: 13832 S. Kostner, Crestwood, IL 60445 * 708-824-3060

ARC Disposal & Recycling (Active)

County	Cook
Municipality	Mt. Prospect
Location	2101 S. Busse Road
Location ☎	847-981-0091
Hours of operation	Mon. - Fri.: 6 a.m. - 9 p.m.; Sat.: 6 a.m. - 6 p.m.
Wastes accepted	Municipal, industrial, commercial
Tipping fee	\$47/ton
Owner	ARC Disposal & Recycling**
Operator	ARC Disposal & Recycling**

Facility Facts

Identification number	0318040001
Opened, year	1984
Facility acreage	3.28*

*Site consists of two buildings to accommodate separate waste and recyclables and operation of a LSW transfer area.

Wastes Received: 2000, 2001, 2002

	<u>Tons per year</u>	<u>Tons per day (average)</u>
2000	288,778	922
2001	315,171	1,010
2002	328,416	1,070

Inspections

Facility inspected by	Illinois EPA, Des Plaines Regional Office
------------------------------	---

Contacts

Owner	Operator
ARC Disposal & Recycling** Dan Bulthuis, Operations Manager 2101 S. Busse Road Mt. Prospect, IL 60056 ☎ 847-981-0091	ARC Disposal & Recycling** Dan Bulthuis, Operations Manager 2101 S. Busse Road Mt. Prospect, IL 60056 ☎ 847-981-0091

**A subsidiary of Republic Services Inc., 110 SE 6th St., Suite 2800, Ft. Lauderdale, FL 33301 * 954-769-2400

Banner - Western Transfer & Recycling Center (Active)

County	Will
Municipality	Rockdale
Location	2100 Moen Ave.
Location ☎	815-725-4200
Hours of operation	Mon. - Fri.: 6 a.m. - 5 p.m.
Wastes accepted	Municipal, landscape waste (limited), recyclables*
Tipping fee	N/A
Owner	Waste Management of Illinois Inc.**
Operator	Waste Management of Illinois Inc.**

*Accepts inter-company wastes only.

Facility Facts

Identification number	1970850012
Opened, year	1993
Facility acreage	4.62

Wastes Received: 2000, 2001, 2002

	<u>Tons per year</u>	<u>Tons per day (average)</u>
2000	0	0
2001	0	0
2002	152,954	460

Inspections

Facility inspected by	Illinois EPA, Des Plaines Regional Office & Will County Land Use Department, Waste Services Division
------------------------------	--

Contacts

Owner	Operator
Waste Management of Illinois Inc.** Dean Van der Baan 720 E. Butterfield Road Lombard, IL 60521 ☎ 630-572-8800	Waste Management of Illinois Inc.** Pat McDowell 2100 Moen Ave. Rockdale, IL 60436 ☎ 815-773-1166

**A subsidiary of Waste Management Inc. Midwest, 1001 Fannin, Suite 4000, Houston, TX 77002 * 713-512-6200. Regional Office: Waste Management of Illinois Inc., 720 Butterfield Road, Lombard, IL 60148 * 630-572-8800

Best Lawns Transfer Station (Active)

County	Cook
Municipality	Streamwood
Location	1435 Yorkshire Drive
Location ☎	630-213-7900
Hours of operation	Mon. - Fri.: 6:30 a.m. - 5 p.m.; Sat.: 7 a.m. - noon
Wastes accepted	Landscape waste
Tipping fee	N/A
Owner	Best Lawns Inc.**
Operator	Best Lawns Inc.

**Trust #8822, West Suburban Bank.

Facility Facts

Identification number	0313065042
Opened, year	1995
Facility acreage	2.98

Wastes Received: 2000, 2001, 2002

	<u>Tons per year</u>	<u>Tons per day (average)</u>
2000	0	0
2001	0	0
2002	0	0

Active, but waste receipts unknown.

Inspections

Facility inspected by	Illinois EPA, Des Plaines Regional Office
------------------------------	---

Contacts

Owner	Operator
Best Lawns Inc.** 1435 Yorkshire Drive Streamwood, IL 60137 ☎ 630-213-7900	Best Lawns Inc. 1435 Yorkshire Drive Streamwood, IL 60107 ☎ 630-213-7900

**Trust #8822, West Suburban Bank, 711 S. Westmore Ave., Lombard, IL 60148 * 630-916-1195

C & L Landscape Waste Trans. Stn. (Active)

County	Cook
Municipality	Chicago Heights
Location	56 E. 25th St.
Location ☎	630-879-3006
Hours of operation	Mon. - Fri.: 7 a.m. - 5 p.m.; Sat.: 7 a.m. - 12 noon
Wastes accepted	Landscape waste
Tipping fee	N/A
Owner	C & L LLC
Operator	Skyline Disposal Co. Inc.

Facility Facts

Identification number	0310455101
Opened, year	2000*
Facility acreage	3

*Permitted to operate 9-15-00.

Wastes Received: 2000, 2001, 2002

	<u>Tons per year</u>	<u>Tons per day (average)</u>
2000	0	0
2001	0	0
2002	0	0

Active, but waste receipts unknown.

Inspections

Facility inspected by	Illinois EPA, Des Plaines Regional Office
------------------------------	---

Contacts

Owner	Operator
C & L LLC Clem DeLuca 66 E. 24th St. Chicago Heights, IL 60411 ☎ 630-879-3006	Skyline Disposal Co. Inc. Gary Blue 66 E. 24th St. Chicago Heights, IL 60411 ☎ 708-754-5460

Calumet Transfer Station* (Active)

County	Cook
Municipality	Chicago
Location	2040 E. 106th St.
Location ☎	312-284-5201
Hours of operation	24 hours per day
Wastes accepted	Municipal
Tipping fee	N/A
Owner	Liberty Waste Services of Illinois LLC**
Operator	Liberty Waste Services of Illinois LLC**

*Also known as Liberty Waste.

Facility Facts

Identification number	0316005603
Opened, year	1998
Facility acreage	28

Wastes Received: 2000, 2001, 2002

	<u>Tons per year</u>	<u>Tons per day (average)</u>
2000	0	0
2001	0	0
2002	0	0

Active, but waste receipts unknown.

Inspections

Facility inspected by	Illinois EPA, Des Plaines Regional Office & Chicago Department of Environment
------------------------------	---

Contacts

Owner	Operator
Liberty Waste Services of Illinois LLC** 625 Liberty Ave., Suite 3100 Pittsburgh, PA 15222 ☎ 312-284-5201	Liberty Waste Services of Illinois LLC** 625 Liberty Ave., Suite 3100 Pittsburgh, PA 15222 ☎ 312-284-5201

**A subsidiary of Allied Waste Industries Inc., 15880 N. Greenway-Hayden Loop, Suite 100, Scottsdale, AZ 85260 * 480-627-2700. Regional Office: 13832 S. Kostner, Crestwood, IL 60445 * 708-824-3060

CID Material Recovery & Recycling Facility (Active)

County	Cook
Municipality	Chicago
Location	13707 S. Jeffrey Ave.
Location ☎	773-646-7611
Hours of operation	Mon. - Sat.: 7 a.m. - 5 p.m.
Wastes accepted	Municipal, recyclables*
Tipping fee	N/A
Owner	Waste Management of Illinois Inc.**
Operator	Waste Management of Illinois Inc.**

*Blue Bag recycling participant.

Facility Facts

Identification number	0310395011
Opened, year	1995
Facility acreage	13.6

Wastes Received: 2000, 2001, 2002

	Tons per year	Tons per day (average)
2000	329,014	1,316
2001	309,385	1,238
2002	237,622	914

Inspections

Facility inspected by	Illinois EPA, Des Plaines Regional Office & Chicago Department of Environment
------------------------------	---

Contacts

Owner	Operator
Waste Management of Illinois Inc.** Dan McDonald or Scott Combis 13707 S. Jeffrey Chicago, IL 60633 ☎ 773-646-0200	Waste Management of Illinois Inc.** Dan McDonald or Scott Combis 13707 S. Jeffrey Chicago, IL 60633 ☎ 773-646-0200

**A subsidiary of Waste Management Inc. Midwest, 1001 Fannin, Suite 4000, Houston, TX 77002 * 713-512-6200. Regional Office: Waste Management of Illinois Inc., 720 Butterfield Road, Lombard, IL 60148 * 630-572-8800

Citiwaste Transfer Station (Active)

County	Will
Municipality	Joliet
Location	808 S. Joliet St.
Location ☎	815-723-3200
Hours of operation	Mon. - Fri.: 6:30 a.m. - 4 p.m.; Sat.: 6:30 a.m. - noon
Wastes accepted	C & D debris, landscape waste, recyclables (no garbage)
Tipping fee	N/A
Owner	Citiwaste Inc.**
Operator	Citiwaste Inc.**

Facility Facts

Identification number	1978093002
Opened, year	1994
Facility acreage	4.91

Wastes Received: 2000, 2001, 2002

	<u>Tons per year</u>	<u>Tons per day (average)</u>
2000	41,946	166
2001	0	0
2002	47,626	0

Active, but waste receipts unknown.

Inspections

Facility inspected by	Illinois EPA, Des Plaines Regional Office & Will County Land Use Department, Waste Services Division
------------------------------	--

Contacts

Owner	Operator
Citiwaste Inc.** 808 S. Joliet St. Joliet, IL 60434 ☎ 815-723-3200	Citiwaste Inc.** 808 S. Joliet St. Joliet, IL 60434 ☎ 815-723-3200

**A subsidiary of Allied Waste Industries Inc., 15880 N. Greenway-Hayden Loop, Suite 100, Scottsdale, AZ 85260 * 480-627-2700. Regional Office: 13832 S. Kostner, Crestwood, IL 60445 * 708-824-3060

City Waste Transfer (Active)

County	Cook
Municipality	Chicago
Location	2464 S. Laflin St.
Location ☎	312-491-1154
Hours of operation	Mon. - Fri.: 5 a.m. - 8 p.m.; Sat.: 5 a.m. - 2 p.m.
Wastes accepted	Municipal, recyclables
Tipping fee	N/A
Owner	American Disposal Transfer Services**
Operator	United Transfer Inc.

AKA United Transfer

Facility Facts

Identification number	0316310003
Opened, year	1984
Facility acreage	1.25

Wastes Received: 2000, 2001, 2002

	<u>Tons per year</u>	<u>Tons per day (average)</u>
2000	0	0
2001	0	0
2002	32,600	163

Inspections

Facility inspected by	Illinois EPA, Des Plaines Regional Office & Chicago Department of Environment
------------------------------	---

Contacts

Owner	Operator
American Disposal Transfer Services** 745 McClintoch Dr., Suite 230 Burr Ridge, IL 60521 ☎ 708-449-1250	United Transfer Inc. Javier Descoto 1919 S. Blue Island Ave., 2nd Floor Chicago, IL 60608 ☎ 312-491-1154

**A subsidiary of Allied Waste Industries Inc., 15880 N. Greenway-Hayden Loop, Suite 100, Scottsdale, AZ 85260 * 480-627-2700. Regional Office: 13832 S. Kostner, Crestwood, IL 60445 * 708-824-3060

Cloverleaf Farms Transfer (Active)

County	Cook
Municipality	Elgin
Location	1320 Spaulding Road
Location ☎	847-931-2900
Hours of operation	Mon. - Fri.: 7 a.m. - 5 p.m.
Wastes accepted	Landscape waste
Tipping fee	Per cubic yard
Owner	Midwest Compost LLC
Operator	Midwest Compost LLC

Facility Facts

Identification number	0314385091
Opened, year	2001*
Facility acreage	5.1

*Permitted to operate 4-24-01.

Wastes Received: 2000, 2001, 2002

	<u>Tons per year</u>	<u>Tons per day (average)</u>
2000	0	0
2001	0	0
2002	0	0

Active, but waste receipts unknown.

Inspections

Facility inspected by	Illinois EPA, Des Plaines Regional Office
------------------------------	---

Contacts

Owner	Operator
Midwest Compost LLC Charles J. Murphy 1320 Spaulding Road Elgin, IL 60120 ☎ 847-931-2900	Midwest Compost LLC Charles J. Murphy 1320 Spaulding Road Elgin, IL 60120 ☎ 847-931-2900

D & D Loop Transfer-Laflin (Active)

County	Cook
Municipality	Chicago
Location	2251 S. Laflin St.
Location ☎	312-225-6774
Hours of operation	24 hours per day
Wastes accepted	Municipal, C & D debris
Tipping fee	N/A
Owner	Allied Waste North America Inc.**
Operator	Allied Waste Transportation Inc.**

AKA Loop Transfer - Laflin

Facility Facts

Identification number	0316310014
Opened, year	1989
Facility acreage	5.6

Wastes Received: 2000, 2001, 2002

	<u>Tons per year</u>	<u>Tons per day (average)</u>
2000	0	0
2001	0	0
2002	396,000	1,500

Inspections

Facility inspected by	Illinois EPA, Des Plaines Regional Office & Chicago Department of Environment
------------------------------	---

Contacts

Owner	Operator
Allied Waste North America Inc.** James Lanenga 2400 S. Loomis St. Chicago, IL 60608 ☎ 312-492-0014	Allied Waste Transportation Inc.** James Lanenga 2400 S. Loomis St. Chicago, IL 60608 ☎ 312-492-0014

**A subsidiary of Allied Waste Industries Inc., 15880 N. Greenway-Hayden Loop, Suite 100, Scottsdale, AZ 85260 * 480-627-2700. Regional Office: 13832 S. Kostner, Crestwood, IL 60445 * 708-824-3060

Des Plaines Landscape Waste Trans. Stn. (Active)

County	Cook
Municipality	Des Plaines
Location	1420 Miner St.
Location ☎	847-391-5300
Hours of operation	Mon. - Fri.: 7 a.m. - 6 p.m.; (April - December)
Wastes accepted	Leaves, Woodchips, Clean Construction or Demolition Debris*
Tipping fee	N/A
Owner	City of Des Plaines, City Hall
Operator	City of Des Plaines, Public Works

*Maximum amounts 2,000 cu. yds. concrete & clean asphalt, 6,000 cu. yds. of dirt/sand, 10,000 cu. yds. leaves.

Facility Facts

Identification number	0310630073
Opened, year	1994
Facility acreage	<1

Wastes Received: 2000, 2001, 2002

	Tons per year	Tons per day (average)
2000	0	0
2001	3,303	120
2002	3,461	0

Average tons per day is unknown.

Inspections

Facility inspected by	Illinois EPA, Des Plaines Regional Office
------------------------------	---

Contacts

Owner	Operator
City of Des Plaines, City Hall 1420 Miner St. Des Plaines, IL 60016 ☎ 847-391-5300	City of Des Plaines, Public Works Christine Wolski 1111 Joseph Schwab Road Des Plaines, IL 60016 ☎ 847-391-5464/847-391-5650

DK Transfer Station (New)

County	Lake
Municipality	Lake Bluff
Location	30088 N. Skokie Hwy.
Location ☎	N/A
Hours of operation	Mon. - Sat. 7:45 a.m. - 4 p.m.; Sat.: 7:45 a.m. - 1 p.m.
Wastes accepted	Landscape Waste only
Tipping fee	N/A
Owner	Scott Byron & Co.
Operator	DK Recycling Systems Inc.**

Amount accepted not to exceed 1,200 cu yds per day.

Facility Facts

Identification number	0970750009
Opened, year	2002*
Facility acreage	1.51

*Permitted to operate 10-1-02.

Wastes Received: 2000, 2001, 2002

	<u>Tons per year</u>	<u>Tons per day (average)</u>
2000	0	0
2001	0	0
2002	0	0

Active, but amount of waste accepted is unknown.

Inspections

Facility inspected by	Illinois EPA, Des Plaines Regional Office and Lake County Health Dept.
------------------------------	--

Contacts

Owner	Operator
Scott Byron & Co. Scott Byron 30088 N. Skokie Hwy. Lake Bluff, IL 60044 ☎	DK Recycling Systems Inc.** Thomas Scheidt P.O. Box 412 Lake Bluff, IL 60044 ☎ 847-234-5499

**New operator as of May 1, 2003 is DK Organics LLC, 725 N. Skokie Hwy., Lake Bluff, IL 60044 * 847-234-5499.

DuKane Transfer Facility (Active)

County	DuPage
Municipality	West Chicago
Location	East of Powis Road, South of North Ave.
Location ☎	630-587-5672
Hours of operation	Mon. - Fri.: 5 a.m. - 5 p.m.
Wastes accepted	Municipal
Tipping fee	N/A
Owner	Groot Industries Inc.
Operator	Crown Recycling & Waste Services Inc.

New Owner/Operator 3-1-00.

Facility Facts

Identification number	0430905819
Opened, year	1999
Facility acreage	6.3

Permit to increase throughput to 3,000 tons per day approved on 3-7-02.

Wastes Received: 2000, 2001, 2002

	<u>Tons per year</u>	<u>Tons per day (average)</u>
2000	0	0
2001	0	0
2002	0	0

Active, but waste receipts unknown.

Inspections

Facility inspected by	Illinois EPA, Des Plaines Regional Office & DuPage County Environmental Concerns
------------------------------	--

Contacts

Owner

Groot Industries Inc.
Robert Cordell
2500 Landmeier Road
Elk Grove Village, IL 60007
☎ 773-569-3011

Operator

Crown Recycling & Waste Services Inc.
2500 Landmeier Road
Elk Grove Village, IL 60007
☎ 887-775-1200

DuPage Yard Waste Transfer Station (Active)

County	DuPage
Municipality	West Chicago
Location	1195 W. Washington St.
Location ☎	630-876-8900
Hours of operation	Mon. - Fri.: 7 a.m. - 4 p.m.
Wastes accepted	Landscape waste
Tipping fee	Per cubic yard
Owner	Midwest Compost LLC**
Operator	Midwest Compost LLC**

New Owner/Operator as of Nov. 2001.

Facility Facts

Identification number	0430905794
Opened, year	1996
Facility acreage	1

Wastes Received: 2000, 2001, 2002

	<u>Tons per year</u>	<u>Tons per day (average)</u>
2000	0	0
2001	0	0
2002	0	0

Active, but waste receipts unknown.

Inspections

Facility inspected by	Illinois EPA, Des Plaines Regional Office & DuPage County Environmental Concerns
------------------------------	--

Contacts

Owner	Operator
Midwest Compost LLC** Charles J. Murphy 1195 W. Washington St. West Chicago, IL 60185 ☎ 630-876-8900	Midwest Compost LLC** Charles Murphy 1195 W. Washington St. West Chicago, IL 60185 ☎ 630-876-8900

**New owner and operator effective Nov. 2001

E.C. Rizzi & Assoc. (Active)

County	Will
Municipality	Bolingbrook
Location	449 Murphy Road
Location ☎	630-898-3333
Hours of operation	Mon. - Sat.: 7:30 a.m. - 4:30 p.m.
Wastes accepted	Landscape waste (only)
Tipping fee	N/A
Owner	Joan Tameling
Operator	E.C. Rizzi & Assoc. Inc.

Facility Facts

Identification number	1974155082
Opened, year	1997
Facility acreage	3.3

Wastes Received: 2000, 2001, 2002

	<u>Tons per year</u>	<u>Tons per day (average)</u>
2000	0	0
2001	0	0
2002	0	0

Active, but waste receipts unknown.

Inspections

Facility inspected by	Illinois EPA, Des Plaines Regional Office & Will County Land Use Department, Waste Services Division
------------------------------	--

Contacts

Owner

Joan Tameling
7500 S. Madison St.
Willowbrook, IL 60521
☎ 630-323-7171

Operator

E.C. Rizzi & Assoc. Inc.
31 W. 310 Schoger Drive
Naperville, IL 60564
☎ 630-898-3333

EMCO Special Waste Transfer Station (New, Now Closed)

County	Lake
Municipality	North Chicago
Location	N/A
Location ☎	N/A
Hours of operation	N/A
Wastes accepted	Special Waste (liquids) & non-special waste
Tipping fee	N/A
Owner	EMCO Chemical Distributors Inc.
Operator	EMCO Chemical Distributors Inc.

*Certified closed 10-4-02.

Facility Facts

Identification number	0971255088
Opened, year	1998
Facility acreage	N/A

Wastes Received: 2000, 2001, 2002

	<u>Tons per year</u>	<u>Tons per day (average)</u>
2000	0	0
2001	0	0
2002	0	0

Amounts not reported before publication.

Inspections

Facility inspected by	Illinois EPA, Des Plaines Regional Office & Lake County Health Dept.
------------------------------	--

Contacts

Owner	Operator
EMCO Chemical Distributors Inc. Jerry Fabian 9114 58th Place, Ste. 900 Kenosha, WI 53144 ☎ 262-658-4000	EMCO Chemical Distributors Inc. Jerry Fabian 9114 58th Place, Ste. 900 Kenosha, WI 53144 ☎ 262-658-4000

Glencoe Water Tower Site & Material Storage Facility (New)

County	Cook
Municipality	Glencoe
Location	675 Village Court
Location ☎	847-835-4111
Hours of operation	Mon. - Sat. 6 a.m - 6 p.m.
Wastes accepted	Landscape Waste
Tipping fee	N/A
Owner	Village of Glencoe, Public Works Dept.
Operator	Village of Glencoe, Public Works Dept.

Facility Facts

Identification number	0310995024
Opened, year	2002
Facility acreage	2.5

Permitted to operate on 9-26-02.

Wastes Received: 2000, 2001, 2002

	<u>Tons per year</u>	<u>Tons per day (average)</u>
2000	0	0
2001	0	0
2002	0	0

Active, but waste receipts unknown.

Inspections

Facility inspected by	Illinois EPA, Des Plaines Regional Office
------------------------------	---

Contacts

Owner	Operator
Village of Glencoe, Public Works Dept. David C. Mau 675 Village Court Glencoe, IL 60022 ☎ 847-835-4111	Village of Glencoe, Public Works Dept. David C. Mau 675 Village Court Glencoe, IL 60022 ☎ 847-835-4111

Gonzales Transfer Station (Under Development)

County	Cook
Municipality	Chicago
Location	4626 W. 42nd St.
Location ☎	N/A
Hours of operation	24 hrs/day
Wastes accepted	Municipal, recyclables, C & D debris
Tipping fee	N/A
Owner	LaSalle National Bank**
Operator	Gonzales Construction Co.

Facility Facts

Identification number	0316585166
Opened, year	UD*
Facility acreage	2.24

*Development permit issued 12-30-99, permit to operate under review.

Wastes Received: 2000, 2001, 2002

	Tons per year	Tons per day (average)
2000	0	0
2001	0	0
2002	0	0

Inspections

Facility inspected by	Illinois EPA, Des Plaines Regional Office & Chicago Department of Environment
------------------------------	---

Contacts

Owner	Operator
LaSalle National Bank** 135 LaSalle St., Suite 1840 Chicago, IL 60603 ☎ 312-904-2000	Gonzales Construction Co. Alphonse Gonzales 3725 S. Maplewood Chicago, IL 60632 ☎ N/A

**Trust #'s 10-36658-09 and 26-8457-00

Great Lakes Disposal Services Transfer Station (Inactive)

County	Cook
Municipality	Blue Island
Location	13546 S. Western Ave.
Location ☎	708-388-9999
Hours of operation	Mon. - Sat.: 6 a.m. - 6 p.m.
Wastes accepted	Municipal, recyclables
Tipping fee	N/A
Owner	Great Lakes Disposal Inc.**
Operator	Great Lakes Disposal Inc.**

Inactive in 2001 & 2002.

Facility Facts

Identification number	0310240028
Opened, year	1991
Facility acreage	N/A

Wastes Received: 2000, 2001, 2002

	<u>Tons per year</u>	<u>Tons per day (average)</u>
2000	0	0
2001	0	0
2002	0	0

Inspections

Facility inspected by	Illinois EPA, Des Plaines Regional Office
------------------------------	---

Contacts

Owner	Operator
Great Lakes Disposal Inc.** 13546 S. Western Ave. Blue Island, IL 60406 ☎ 708-388-9999	Great Lakes Disposal Inc.** 13546 S. Western Ave. Blue Island, IL 60406 ☎ 708-388-9999

**A subsidiary of Allied Waste Industries Inc., 15880 N. Greenway-Hayden Loop, Suite 100, Scottsdale, AZ 85260 * 480-627-2700. Regional Office: 13832 S. Kostner, Crestwood, IL 60445 * 708-824-3060

Groen Waste Services/Blue Island (Closed)

County	Cook
Municipality	Blue Island
Location	3100 W. Wireton Road
Location ☎	708-385-8252
Hours of operation	N/A
Wastes accepted	N/A
Tipping fee	N/A
Owner	Illinois Development Corporation
Operator	Allied Waste Industries (Midwest) Inc.**

Facility Facts

Identification number	0310240006
Opened, year	1981 - 2000*
Facility acreage	N/A

*Certified closed under new operators on 11-15-00.

Wastes Received: 2000, 2001, 2002

	<u>Tons per year</u>	<u>Tons per day (average)</u>
2000	0	0
2001	0	0
2002	0	0

Inspections

Facility inspected by	Illinois EPA, Des Plaines Regional Office
------------------------------	---

Contacts

Owner	Operator
Illinois Development Corporation 3100 W. Wireton Road Blue Island, IL 60406 ☎ 773-978-7800	Allied Waste Industries (Midwest) Inc.** 3100 W. Wireton Road Blue Island, IL 60406 ☎ 773-978-7800

**A subsidiary of Allied Waste Industries Inc., 15880 N. Greenway-Hayden Loop, Suite 100, Scottsdale, AZ 85260 * 480-627-2700. Regional Office: 13832 S. Kostner, Crestwood, IL 60445 * 708-824-3060

Groen Waste Services/Crestwood Transfer Station (Active)

County	Cook
Municipality	Crestwood
Location	4330 W. 137th Place
Location ☎	708-389-6389
Hours of operation	Mon. - Fri.: 5 a.m. - 10 p.m.; Sat.: 5 a.m. - 3 p.m.
Wastes accepted	Municipal, landscape waste, recyclables
Tipping fee	\$52/ton
Owner	Allied Waste Transportation Inc.**
Operator	Groen Waste Services

Facility Facts

Identification number	0310600001
Opened, year	1981
Facility acreage	3.04

Wastes Received: 2000, 2001, 2002

	<u>Tons per year</u>	<u>Tons per day (average)</u>
2000	165,397	528
2001	368,561	1,445
2002	343,774	1,307

Inspections

Facility inspected by	Illinois EPA, Des Plaines Regional Office
------------------------------	---

Contacts

Owner	Operator
Allied Waste Transportation Inc.** 13832 S. Kostner Crestwood, IL 60445 ☎ 708-824-3060	Groen Waste Services Zaied Aballah 13701 S. Kostner Ave. Crestwood, IL 60445 ☎ 708-385-8252

**A subsidiary of Allied Waste Industries Inc., 15880 N. Greenway-Hayden Loop, Suite 100, Scottsdale, AZ 85260 * 480-627-2700. Regional Office: 13832 S. Kostner, Crestwood, IL 60445 * 708-824-3060

Groot Industries/Chicago Transfer Station (Active)

County	Cook
Municipality	Chicago
Location	6747 N. Elmhurst Road
Location ☎	773-242-1977
Hours of operation	Mon.: 12:00 a.m. - Sun: 12:00 a.m.
Wastes accepted	Municipal, C & D debris
Tipping fee	N/A
Owner	Groot Industries Inc.
Operator	Groot Industries Inc.

Facility Facts

Identification number	0316760001
Opened, year	1983
Facility acreage	6

Wastes Received: 2000, 2001, 2002

	<u>Tons per year</u>	<u>Tons per day (average)</u>
2000	492,639	1,888
2001	458,888	1,765
2002	484,217	1,862

Inspections

Facility inspected by	Illinois EPA, Des Plaines Regional Office & Chicago Department of Environment
------------------------------	---

Contacts

Owner

Groot Industries Inc.
Robert Cordell
2500 Landmeier Road
Elk Grove Village, IL 60007
☎ 773-569-3011

Operator

Groot Industries Inc.
Robert Cordell
2500 Landmeier Road
Elk Grove Village, IL 60007
☎ 773-569-3011

Groot Industries/McCook Transfer Station (Active)

County	Cook
Municipality	McCook
Location	8475 W. 53rd St.
Location ☎	708-485-0900
Hours of operation	Mon. - Sat.: 24 hours/day (with 1 hour for cleanup)
Wastes accepted	Municipal, landscape waste, recyclables
Tipping fee	N/A
Owner	Groot Industries Inc.
Operator	Groot Industries Inc.

Facility Facts

Identification number	0311740016
Opened, year	1988
Facility acreage	4.9

Wastes Received: 2000, 2001, 2002

	<u>Tons per year</u>	<u>Tons per day (average)</u>
2000	143,769	553
2001	0	0
2002	0	0

Active, but waste receipts unknown.

Inspections

Facility inspected by	Illinois EPA, Des Plaines Regional Office
------------------------------	---

Contacts

Owner

Groot Industries Inc.
Robert Cordell
2500 Landmeier Road
Elk Grove Village, IL 60007
☎ 773-569-3011

Operator

Groot Industries Inc.
Robert Cordell
2500 Landmeier Road
Elk Grove Village, IL 60007
☎ 773-569-3011

Harvey Transfer Station (New)

County	Cook
Municipality	Harvey
Location	298 E. 152nd St.
Location ☎	N/A
Hours of operation	Mon. - Fri. 6 a.m. - 9 p.m.; Sat. 6 a.m - 4 p.m.
Wastes accepted	C & D Debris & Landscape Waste
Tipping fee	N/A
Owner	J & L Enterprises
Operator	J & L Enterprises

Facility Facts

Identification number	0311110039
Opened, year	2002
Facility acreage	1/2

Permitted to operate 3-26-02.

Wastes Received: 2000, 2001, 2002

	<u>Tons per year</u>	<u>Tons per day (average)</u>
2000	0	0
2001	0	0
2002	0	0

Active, but waste receipts unknown.

Inspections

Facility inspected by	Illinois EPA, Des Plaines Regional Office
------------------------------	---

Contacts

Owner

J & L Enterprises
Louis Meneghin
298 E. 152nd St.; P. O. Box 2308
Harvey, IL 60426



Operator

J & L Enterprises
Louis Meneghin
298 E. 152nd St., P.O. Box 2308
Harvey, IL 60426



Highland Park LSW Transfer Station (New)

County	Lake
Municipality	Highland Park
Location	1150 Half Day Road
Location ☎	847-432-0807
Hours of operation	Mon. - Fri.: 7 a.m. - 5 p.m.
Wastes accepted	Landscape waste only*
Tipping fee	N/A
Owner	City of Highland Park, Public Services Center
Operator	City of Highland Park, Public Services Center

*Services only Highland Park.

Facility Facts

Identification number	0970500007
Opened, year	2001
Facility acreage	5

Permitted to operate 12-13-01.

Wastes Received: 2000, 2001, 2002

	<u>Tons per year</u>	<u>Tons per day (average)</u>
2000	0	0
2001	0	0
2002	0	0

Active, but waste receipts unknown.

Inspections

Facility inspected by	Illinois EPA, Des Plaines Regional Office and Lake County Health Dept.
------------------------------	--

Contacts

Owner	Operator
City of Highland Park, Public Services Center Bob McCraren, Facilities Manager 1150 Half Day Road Highland Park, IL 60035 ☎ 847-432-0807	City of Highland Park, Public Services Center Bob McCraren 1150 Half Day Road Highland Park, IL 60035 ☎ 847-432-0807

Homewood Scavenger Service Transfer Station (Active)

County	Cook
Municipality	East Hazel Crest
Location	17415 S. Ashland Ave.
Location ☎	708-798-1004
Hours of operation	Mon. - Fri.: 5 a.m. - 4 p.m.
Wastes accepted	Municipal
Tipping fee	N/A
Owner	Homewood Scavenger Service Inc.
Operator	Homewood Scavenger Service Inc.

Facility Facts

Identification number	0310750002
Opened, year	1983
Facility acreage	1

Wastes Received: 2000, 2001, 2002

	<u>Tons per year</u>	<u>Tons per day (average)</u>
2000	111,100	427
2001	0	0
2002	0	0

Active, but waste receipts unknown.

Inspections

Facility inspected by	Illinois EPA, Des Plaines Regional Office
------------------------------	---

Contacts

Owner	Operator
Homewood Scavenger Service Inc. 17415 S. Ashland Ave. East Hazel Crest, IL 60429 ☎ 708-798-1004	Homewood Scavenger Service Inc. 17415 S. Ashland Ave. East Hazel Crest, IL 60429 ☎ 708-798-1004

Kucera Disposal Company (Active)

County	Cook
Municipality	Cicero
Location	1800 S. Laramie Ave.
Location ☎	708-652-0025
Hours of operation	Mon. - Sat.: 5 a.m. - 6 p.m.
Wastes accepted	Municipal, recyclables, C & D debris
Tipping fee	N/A
Owner	Frank F. Kucera Co.
Operator	Frank F. Kucera Co.

Facility Facts

Identification number	0310510004
Opened, year	1984
Facility acreage	2.35

Wastes Received: 2000, 2001, 2002

	<u>Tons per year</u>	<u>Tons per day (average)</u>
2000	74,360	260
2001	0	0
2002	0	0

Active, but waste receipts unknown.

Inspections

Facility inspected by	Illinois EPA, Des Plaines Regional Office
------------------------------	---

Contacts

Owner	Operator
Frank F. Kucera Co. 1800 S. Laramie Ave. Cicero, IL 60850 ☎ 708-652-0025	Frank F. Kucera Co. 1800 S. Laramie Ave. Cicero, IL 60850 ☎ 708-652-0025

Lake Forest Transfer Facility (Inactive)

County	Lake
Municipality	Lake Forest
Location	1381 W. Kennedy Road-B
Location ☎	847-234-5499
Hours of operation	N/A
Wastes accepted	Landscape waste*
Tipping fee	N/A
Owner	City of Lake Forest
Operator	DK Recycling Systems Inc.**

The City is currently using the compost facility right next to the transfer station. *For City of Lake Forest only.

Facility Facts

Identification number	0970805082
Opened, year	1998
Facility acreage	< 1

Wastes Received: 2000, 2001, 2002

	<u>Tons per year</u>	<u>Tons per day (average)</u>
2000	0	0
2001	0	0
2002	0	0

Inspections

Facility inspected by	Illinois EPA, Des Plaines Regional Office & Lake County Health Department
------------------------------	---

Contacts

Owner	Operator
City of Lake Forest 220 E. Deer Path Lake Forest, IL 60045 ☎ 847-615-4218	DK Recycling Systems Inc.** Thomas Scheidt P.O. Box 412 Lake Bluff, IL 60044 ☎ 847-234-5499

**New operator as of May 1, 2003 is DK Organics LLC, 725 N. Skokie Hwy., Lake Bluff, IL 60044 * 847-234-5499.

Land Restoration Products Transfer Station (Active)*

County	Lake
Municipality	Lake Bluff
Location	30120 N. Skokie Highway
Location ☎	847-234-5499
Hours of operation	Mon. - Fri.: 7 a.m. - 5 p.m.; Sat.: 7 a.m. - noon
Wastes accepted	Landscape waste
Tipping fee	\$15/cu. yd.
Owner	MBL Development
Operator	DK Recycling Systems Inc.**

*Inactive as of Oct. 2002.

Facility Facts

Identification number	0970750013
Opened, year	1995
Facility acreage	1.55

Certificate of Closure has not been issued.

Wastes Received: 2000, 2001, 2002

	<u>Tons per year</u>	<u>Tons per day (average)</u>
2000	583	39
2001	860	57
2002	195	0

Average tons per day is unknown.

Inspections

Facility inspected by	Illinois EPA, Des Plaines Regional Office & Lake County Health Department
------------------------------	---

Contacts

Owner	Operator
MBL Development 1950 Beverly Highland Park, IL 60035 ☎ 708-634-9561	DK Recycling Systems Inc.** Thomas Scheidt P.O. Box 412 Lake Bluff, IL 60044 ☎ 847-234-5499

**New operator as of May 1, 2003 is DK Organics LLC, 725 N. Skokie Hwy., Lake Bluff, IL 60044 * 847-234-5499.

Liberty Waste/McCook Transfer Station (Active)

County	Cook
Municipality	McCook
Location	5100 S. Lawndale Ave.
Location ☎	708-728-0331
Hours of operation	Mon. - Fri.: 6 a.m. - 6 p.m.; Sat.: 6 a.m. - noon
Wastes accepted	Municipal, landscape, used tires, recyclables, C & D debris
Tipping fee	N/A
Owner	West Suburban Recycling & Energy Center LP c/o EAC Systems Inc.
Operator	Liberty Waste Services of McCook LLC**

Facility Facts

Identification number	0311745027
Opened, year	1997
Facility acreage	11.7

Wastes Received: 2000, 2001, 2002

	<u>Tons per year</u>	<u>Tons per day (average)</u>
2000	0	0
2001	0	0
2002	0	0

Active, but waste receipts unknown.

Inspections

Facility inspected by	Illinois EPA, Des Plaines Regional Office
------------------------------	---

Contacts

Owner	Operator
West Suburban Recycling & Energy Center LP c/o EAC Systems Inc. 79 N. Pearl St. Albany, NY 12207 ☎ N/A	Liberty Waste Services of McCook LLC** 625 Liberty Ave., Suite 3100 Pittsburgh, PA 15222 ☎ 708-728-0331

**A subsidiary of Allied Waste Industries Inc., 15880 N. Greenway-Hayden Loop, Suite 100, Scottsdale, AZ 85260 * 480-627-2700. Regional Office: 13832 S. Kostner, Crestwood, IL 60445 * 708-824-3060

Loop Transfer - 64th Street (Active)

County	Cook
Municipality	Chicago
Location	16 W. 64th St.
Location ☎	773-994-6031
Hours of operation	Mon. - Sun.: 24 hours per day
Wastes accepted	Municipal*
Tipping fee	N/A
Owner	Allied Waste North America Inc.**
Operator	Loop Transfer Inc.

*Not to exceed 1,200 cu. yds./day or 100 garbage trucks.

Facility Facts

Identification number	0316680003
Opened, year	1986
Facility acreage	5.9

Wastes Received: 2000, 2001, 2002

	<u>Tons per year</u>	<u>Tons per day (average)</u>
2000	0	0
2001	0	0
2002	264,000	1,000

Inspections

Facility inspected by	Illinois EPA, Des Plaines Regional Office & Chicago Department of Environment
------------------------------	--

Contacts

Owner	Operator
Allied Waste North America Inc.** James Lanenga 2400 S. Loomis St. Chicago, IL 60608 ☎ 312-492-0014	Loop Transfer Inc. James Lanenga 2400 S. Loomis St. Chicago, IL 60608 ☎ 312-492-0014

**A subsidiary of Allied Waste Industries Inc., 15880 N. Greenway-Hayden Loop, Suite 100, Scottsdale, AZ 85260 * 480-627-2700. Regional Office: 13832 S. Kostner, Crestwood, IL 60445 * 708-824-3060

Medill Material Recovery & Recycling Facility (Active)

County	Cook
Municipality	Chicago
Location	1633 W. Medill Ave.
Location ☎	773-525-6773
Hours of operation	Continuous from Mon. 5 a.m. - 2 a.m. Sat.
Wastes accepted	Municipal, recyclables*
Tipping fee	N/A
Owner	Chicago Department of Streets & Sanitation
Operator	Allied Waste Transportation Inc.**

*Blue Bag recycling participant. Overnight storage is allowed experimentally on 1-31-03. New operator as of 2-15-03.

Facility Facts

Identification number	0316075074
Opened, year	1995
Facility acreage	5.4

Wastes Received: 2000, 2001, 2002

	<u>Tons per year</u>	<u>Tons per day (average)</u>
2000	238,286	954
2001	245,335	982
2002	232,130	893

Waste Management of Illinois (former operator) reported data for 2002.

Inspections

Facility inspected by	Illinois EPA, Des Plaines Regional Office & Chicago Department of Environment
------------------------------	---

Contacts

Owner	Operator
Chicago Department of Streets & Sanitation John Sullivan 121 N. LaSalle St., Room 704 Chicago, IL 60602 ☎ 312-744-4566	Allied Waste Transportation Inc.** Robert Kalebich 3757 W. 34th St. Chicago, IL 60623 ☎ 773-843-3341

**Address for operator is the 34th Street Material Recovery & Recycling Facility (AKA Chicago Sorting Center - 34th Street)

Midtown Transfer (Active)

County	Cook
Municipality	Chicago
Location	1220 W. Carroll Ave.
Location ☎	312-829-5741
Hours of operation	Mon. - Fri.: 6 a.m. - 5 p.m.; Sat.: 6 a.m. - noon
Wastes accepted	Municipal
Tipping fee	N/A
Owner	BFI Waste Systems of North America Inc.**
Operator	BFI Waste Systems of North America Inc.**

Formerly known as BFI-Midtown Transfer.

Facility Facts

Identification number	0316280008
Opened, year	1982
Facility acreage	1.09

Wastes Received: 2000, 2001, 2002

	<u>Tons per year</u>	<u>Tons per day (average)</u>
2000	0	0
2001	0	0
2002	237,600	900

Inspections

Facility inspected by	Illinois EPA, Des Plaines Regional Office & Chicago Department of Environment
------------------------------	---

Contacts

Owner	Operator
BFI Waste Systems of North America Inc.** James Lanenga 1850 W. Carroll Chicago, IL 60612 ☎ 312-492-0014	BFI Waste Systems of North America Inc.** James Lanenga 1850 W. Carroll Chicago, IL 60612 ☎ 312-492-0014

**A subsidiary of Allied Waste Industries Inc., 15880 N. Greenway-Hayden Loop, Suite 100, Scottsdale, AZ 85260 * 480-627-2700. Regional Office: 13832 S. Kostner, Crestwood, IL 60445 * 708-824-3060

Montgomery Landscape Waste Collection Site (Active)

County	Kane
Municipality	Montgomery
Location	891 Knell Road
Location ☎	N/A
Hours of operation	Mon. - Fri.: 7 a.m. - 3 p.m.
Wastes accepted	Leaves*
Tipping fee	N/A
Owner	Village of Montgomery, Public Works Dept.
Operator	Village of Montgomery, Public Works Dept.

*Leaves are collected in the Fall from the Village only.

Facility Facts

Identification number	0894690004
Opened, year	2000*
Facility acreage	<1

*Permitted to operate 1-21-00.

Wastes Received: 2000, 2001, 2002

	<u>Tons per year</u>	<u>Tons per day (average)</u>
2000	0	0
2001	0	0
2002	0	0

Active, but waste receipts unknown.

Inspections

Facility inspected by	Illinois EPA, Des Plaines Regional Office
------------------------------	---

Contacts

Owner	Operator
Village of Montgomery, Public Works Dept. Mike Pubentz 1300 S. Broadway Montgomery, IL 60538 ☎ 630-896-1354	Village of Montgomery, Public Works Dept. Mike Pubentz 1300 S. Broadway Montgomery, IL 60538 ☎ 630-896-1354

Mr. K's Garden & Material Center Transfer Station (Active)

County	Cook
Municipality	Park Ridge
Location	1440 W. Higgins Road
Location ☎	847-692-2118
Hours of operation	Mon. - Fri.: 8 a.m. - 7 p.m.
Wastes accepted	Landscape waste
Tipping fee	N/A
Owner	Mr. K's Garden & Material Center
Operator	Mr. K's Garden & Material Center

Facility Facts

Identification number	0312460019
Opened, year	1996
Facility acreage	2.19

Wastes Received: 2000, 2001, 2002

	<u>Tons per year</u>	<u>Tons per day (average)</u>
2000	0	0
2001	0	0
2002	0	0

Active, but waste receipts unknown.

Inspections

Facility inspected by	Illinois EPA, Des Plaines Regional Office
------------------------------	---

Contacts

Owner	Operator
Mr. K's Garden & Material Center 1440 W. Higgins Road Park Ridge, IL 60068 ☎ 847-692-2118	Mr. K's Garden & Material Center 1440 W. Higgins Road Park Ridge, IL 60068 ☎ 847-692-2118

National - Speelman Transfer Station (Closed)

County	Cook
Municipality	Chicago
Location	364 N. Green St.
Location ☎	312-226-0092
Hours of operation	N/A
Wastes accepted	N/A
Tipping fee	N/A
Owner	National Waste Services Inc.**
Operator	National Waste Services Inc.**

Facility Facts

Identification number	0316270025
Opened, year	1995 - 1999*
Facility acreage	0.5

*Ceased accepting waste under new owners in 1999, certified closed on 10-20-00.

Wastes Received: 2000, 2001, 2002

	<u>Tons per year</u>	<u>Tons per day (average)</u>
2000	0	0
2001	0	0
2002	0	0

Inspections

Facility inspected by	Illinois EPA, Des Plaines Regional Office & Chicago Department of Environment
------------------------------	---

Contacts

Owner	Operator
National Waste Services Inc.** 2400 S. Loomis St. Chicago, IL 60608 ☎ 773-579-3600	National Waste Services Inc.** 2400 S. Loomis St. Chicago, IL 60608 ☎ 773-579-3600

**A subsidiary of Allied Waste Industries Inc., 15880 N. Greenway-Hayden Loop, Suite 100, Scottsdale, AZ 85260 * 480-627-2700. Regional Office: 13832 S. Kostner, Crestwood, IL 60445 * 708-824-3060

Northwest Material Recovery & Recycling Facility (Active)

County	Cook
Municipality	Chicago
Location	750 N. Kilbourn Ave.
Location ☎	773-473-6801
Hours of operation	Continuous from 5 a.m. Mon. - 5 p.m. Sat.
Wastes accepted	Municipal, landscape waste, recyclables*
Tipping fee	N/A
Owner	Chicago Department of Streets & Sanitation
Operator	Allied Waste Transportation Inc.**

*Blue Bag recycling participant. Overnight storage of waste is permitted. New operator in 2-15-03.

Facility Facts

Identification number	0316265018
Opened, year	1995
Facility acreage	10

Wastes Received: 2000, 2001, 2002

	Tons per year	Tons per day (average)
2000	370,949	1,484
2001	394,758	1,580
2002	373,136	1,435

Inspections

Facility inspected by	Illinois EPA, Des Plaines Regional Office & Chicago Department of Environment
------------------------------	---

Contacts

Owner	Operator
Chicago Department of Streets & Sanitation John Sullivan 121 N. LaSalle St., Room 704 Chicago, IL 60602 ☎ 312-744-4566	Allied Waste Transportation Inc.** Robert Kalebich 3757 W. 34th St. Chicago, IL 60623 ☎ 773-843-3341

**Address for operator is the 34th Street Material Recovery & Recycling Facility (AKA Chicago Sorting Center - 34th Street)

Onyx Waste Services/Evanston Transfer (Active)

County	Cook
Municipality	Evanston
Location	1712 Church St.
Location ☎	847-328-5100
Hours of operation	Mon. - Sat.: 6 a.m. - 6 p.m.
Wastes accepted	Municipal
Tipping fee	N/A
Owner	Onyx Waste Services Inc.**
Operator	Onyx Waste Services Inc.**

Facility Facts

Identification number	0310810003
Opened, year	1984
Facility acreage	1.69

Wastes Received: 2000, 2001, 2002

	<u>Tons per year</u>	<u>Tons per day (average)</u>
2000	200,000	750
2001	0	0
2002	0	0

Active, but waste receipts unknown.

Inspections

Facility inspected by	Illinois EPA, Des Plaines Regional Office
------------------------------	---

Contacts

Owner	Operator
Onyx Waste Services Inc.** Doug Engbers 1712 Church St. Evanston, IL 60201 ☎ 847-328-5100	Onyx Waste Services Inc.** Doug Engbers 1712 Church St. Evanston, IL 60201 ☎ 847-328-5100

**An affiliate of Onyx North America, 125 S. 84th St., Suite 200, Milwaukee, WI 53214 and a subsidiary of Vivendi Environmental, France * 414-479-7800 * Regional office: 1525 Kautz Road, Suite 1000, West Chicago, IL 60185 * 630-762-8000

Onyx Waste Services/Melrose Park Transfer (Active)

County	Cook
Municipality	Melrose Park
Location	4700 W. Lake St.
Location ☎	708-345-7735
Hours of operation	24 hours per day
Wastes accepted	Municipal
Tipping fee	N/A
Owner	Onyx Waste Services Inc.**
Operator	Onyx Waste Services Inc.**

Facility Facts

Identification number	0311865053
Opened, year	1998
Facility acreage	4

Wastes Received: 2000, 2001, 2002

	<u>Tons per year</u>	<u>Tons per day (average)</u>
2000	500,000	1,923
2001	0	0
2002	0	0

Active, but waste receipts unknown.

Inspections

Facility inspected by	Illinois EPA, Des Plaines Regional Office
------------------------------	---

Contacts

Owner	Operator
Onyx Waste Services Inc.** Mike Fenwick 4700 W. Lake St. Melrose Park, IL 60160 ☎ 708-345-7735	Onyx Waste Services Inc.** Mike Fenwick 4700 W. Lake St. Melrose Park, IL 60160 ☎ 708-345-7735

**An affiliate of Onyx North America, 125 S. 84th St., Suite 200, Milwaukee, WI 53214 and a subsidiary of Vivendi Environmental, France * 414-479-7800 * Regional office: 1525 Kautz Road, Suite 1000, West Chicago, IL 60185 * 630-762-8000

Onyx Waste Services/Northbrook Transfer (Active)

County	Cook
Municipality	Northbrook
Location	2750 Shermer Road
Location ☎	847-272-4145
Hours of operation	Mon. - Fri.: 6 a.m. - 3:30 p.m.
Wastes accepted	Municipal
Tipping fee	\$55/ton
Owner	Onyx Waste Services Inc.**
Operator	Onyx Waste Services Inc.**

Facility Facts

Identification number	0312073004
Opened, year	1983
Facility acreage	1

Wastes Received: 2000, 2001, 2002

	<u>Tons per year</u>	<u>Tons per day (average)</u>
2000	0	0
2001	117,000	450
2002	117,000	450

Inspections

Facility inspected by	Illinois EPA, Des Plaines Regional Office
------------------------------	---

Contacts

Owner	Operator
Onyx Waste Services Inc.** Jeff Hayes 2750 Shermer Road Northbrook, IL 60062 ☎ 847-272-4145	Onyx Waste Services Inc.** Jeff Hayes 2750 Shermer Road Northbrook, IL 60062 ☎ 847-272-4145

**An affiliate of Onyx North America, 125 S. 84th St., Suite 200, Milwaukee, WI 53214 and a subsidiary of Vivendi Environmental, France * 414-479-7800 * Regional office: 1525 Kautz Road, Suite 1000, West Chicago, IL 60185 * 630-762-8000

Planet Recovery Transfer Station (Active)

County	Cook
Municipality	Chicago
Location	1750-1850 W. Carroll Ave.
Location ☎	312-226-0092
Hours of operation	Mon. - Sun.: 24 hours
Wastes accepted	Municipal, recyclables
Tipping fee	N/A
Owner	Allied Waste North America Inc.**
Operator	Allied Waste Transportation Inc.**

Construction of a new transfer building was approved on 8-7-01 & operation approved on 11-13-02.

Facility Facts

Identification number	0316280012
Opened, year	1985
Facility acreage	1.7

Transfer of ownership/operation/site name on 8-7-01.

Wastes Received: 2000, 2001, 2002

	<u>Tons per year</u>	<u>Tons per day (average)</u>
2000	0	0
2001	0	0
2002	290,400	1,100

Inspections

Facility inspected by	Illinois EPA, Des Plaines Regional Office & Chicago Department of Environment
------------------------------	---

Contacts

Owner	Operator
Allied Waste North America Inc.** James Lanenga 2400 S. Loomis St. Chicago, IL 60608 ☎ 312-492-0014	Allied Waste Transportation Inc.** James Lanenga 2400 S. Loomis St. Chicago, IL 60608 ☎ 312-492-0014

**A subsidiary of Allied Waste Industries Inc., 15880 N. Greenway-Hayden Loop, Suite 100, Scottsdale, AZ 85260 * 480-627-2700. Regional Office: 13832 S. Kostner, Crestwood, IL 60445 * 708-824-3060

Ravenswood Disposal Service Transfer Station (Active)

County	Cook
Municipality	Chicago
Location	200 N. Talman Ave.
Location ☎	773-638-7676
Hours of operation	Mon. - Fri.: 6 a.m. - 11 p.m.; Sat.: 6 a.m. - 5 p.m.
Wastes accepted	C & D debris
Tipping fee	\$45/ton
Owner	Ravenswood Disposal Service Inc.
Operator	Ravenswood Disposal Service Inc.

Facility Facts

Identification number	0316270011
Opened, year	1994
Facility acreage	1.6

Wastes Received: 2000, 2001, 2002

	Tons per year	Tons per day (average)
2000	0	0
2001	34,500	1,200
2002	34,500	1,200

Inspections

Facility inspected by	Illinois EPA, Des Plaines Regional Office & Chicago Department of Environment
------------------------------	---

Contacts

Owner	Operator
Ravenswood Disposal Service Inc. Branko Vardijan 200 N. Talman Ave. Chicago, IL 60612 ☎ 773-638-7676	Ravenswood Disposal Service Inc. Branko Vardijan 200 N. Talman Ave. Chicago, IL 60612 ☎ 773-638-7676

River Bend Prairie Recycling & Transfer Facility* (Active)

County	Cook
Municipality	Chicago
Location	1258-1300 E. 138th St.
Location ☎	847-825-5000
Hours of operation	Mon. - Fri.: 5 a.m. - 7 p.m.; Sat.: 5 a.m. - 3 p.m.
Wastes accepted	MSW, C & D debris, landscape waste, recyclables***
Tipping fee	N/A
Owner	Marina Developments Inc.**
Operator	Land & Lakes Co.

*Also known as Land & Lakes Transfer Station. ***Maximum waste acceptance shall be 1,000 tons/day.

Facility Facts

Identification number	0316550016
Opened, year	1999
Facility acreage	6.76

Wastes Received: 2000, 2001, 2002

	<u>Tons per year</u>	<u>Tons per day (average)</u>
2000	0	0
2001	0	0
2002	0	0

Active, but waste receipts unknown.

Inspections

Facility inspected by	Illinois EPA, Des Plaines Regional Office & Chicago Department of Environment
------------------------------	---

Contacts

Owner	Operator
Marina Developments Inc.** Charlene J. Troyer 123 N. Northwest Highway; P.O. Box 778 Park Ridge, IL 60068 ☎ 847-825-5000	Land & Lakes Co. Charlene J. Troyer 123 N. Northwest Highway, P.O. Box 778 Park Ridge, IL 60068 ☎ 847-825-5000

**A subsidiary of Land and Lakes Company

Riverdale Recycling (Active)

County	Cook
Municipality	Riverdale
Location	13903 S. Ashland Ave.
Location ☎	708-388-9910
Hours of operation	Sun. - Sat.: 24 hours daily
Wastes accepted	Municipal, recyclables
Tipping fee	N/A
Owner	Riverdale Recycling Inc.
Operator	Tri-State Disposal Inc.

Facility Facts

Identification number	0312580014
Opened, year	1997
Facility acreage	11.5

Wastes Received: 2000, 2001, 2002

	<u>Tons per year</u>	<u>Tons per day (average)</u>
2000	0	0
2001	0	0
2002	171,600	550

Inspections

Facility inspected by	Illinois EPA, Des Plaines Regional Office
------------------------------	---

Contacts

Owner	Operator
Riverdale Recycling Inc. Robert Pruum 13901 S. Ashland Ave. Riverdale, IL 60827 ☎ 708-489-1900	Tri-State Disposal Inc. Tom Germany 13903 S. Ashland Ave. Riverdale, IL 60827 ☎ 708-388-9910

Rolling Meadows Transfer Station (Active)

County	Cook
Municipality	Rolling Meadows
Location	3851 Berdnick St.
Location ☎	847-776-7529
Hours of operation	Mon. - Fri.: 6 a.m. - 4 p.m.; Sat.: 6 a.m. - 11 a.m.
Wastes accepted	Municipal
Tipping fee	\$45/ton (2 ton minimum)
Owner	City of Rolling Meadows
Operator	Onyx Waste Services Inc.**

*New operators on 4-1-00.

Facility Facts

Identification number	0312730009
Opened, year	1991
Facility acreage	2.5

Wastes Received: 2000, 2001, 2002

	<u>Tons per year</u>	<u>Tons per day (average)</u>
2000	238,658	765
2001	249,266	799
2002	245,364	873

Inspections

Facility inspected by	Illinois EPA, Des Plaines Regional Office
------------------------------	---

Contacts

Owner	Operator
City of Rolling Meadows 3900 Berdnick St. Rolling Meadows, IL 60008 ☎ 847-963-0500	Onyx Waste Services Inc.** Marc Moxon 3851 Berdnick St. Rolling Meadows, IL 60008 ☎ 847-776-7529

**An affiliate of Onyx North America, 125 S. 84th St., Suite 200, Milwaukee, WI 53214 and a subsidiary of Vivendi Environmental, France * 414-479-7800 * Regional office: 1525 Kautz Road, Suite 1000, West Chicago, IL 60185 * 630-762-8000

Shred-All Recycling Systems Transfer Station (Active)

County	Cook
Municipality	Chicago
Location	1231 W. 42nd St.
Location ☎	773-523-6900
Hours of operation	Mon. - Sat.: 23 hours daily - 3 a.m. - 2 a.m.
Wastes accepted	Municipal, recyclables
Tipping fee	N/A
Owner	Allied Waste North America Inc.**
Operator	National Waste Services Inc.**

Facility Facts

Identification number	0316610042
Opened, year	1993
Facility acreage	2.89

Wastes Received: 2000, 2001, 2002

	<u>Tons per year</u>	<u>Tons per day (average)</u>
2000	0	0
2001	0	0
2002	211,200	800

Inspections

Facility inspected by	Illinois EPA, Des Plaines Regional Office & Chicago Department of Environment
------------------------------	---

Contacts

Owner

Allied Waste North America Inc.**
James Lanega
2400 S. Loomis St.
Chicago, IL 60608
☎ 312-492-0014

Operator

National Waste Services Inc.**
2400 S. Loomis St.
Chicago, IL 60608
☎ 773-579-3600

**A subsidiary of Allied Waste Industries Inc., 15880 N. Greenway-Hayden Loop, Suite 100, Scottsdale, AZ 85260 * 480-627-2700. Regional Office: 13832 S. Kostner, Crestwood, IL 60445 * 708-824-3060

Skyline Disposal Co. Inc. (Inactive)

County	Cook
Municipality	Chicago Heights
Location	66 E. 24th St.
Location ☎	708-754-5460
Hours of operation	Mon. - Fri.: 7 a.m. - 5 p.m.; Sat.: 7 a.m. - noon
Wastes accepted	Landscape waste
Tipping fee	N/A
Owner	Skyline Disposal Co. Inc.
Operator	Skyline Disposal Co. Inc.

Inactive in 2001 & 2002.

Facility Facts

Identification number	0310453006
Opened, year	1999
Facility acreage	1.03

*Certificate of Closure filed on 1-11-01.

Wastes Received: 2000, 2001, 2002

	<u>Tons per year</u>	<u>Tons per day (average)</u>
2000	1,649	47
2001	900	0
2002	0	0

Inspections

Facility inspected by	Illinois EPA, Des Plaines Regional Office
------------------------------	---

Contacts

Owner

Skyline Disposal Co. Inc.
Gary Blue
66 E. 24th St.
Chicago Heights, IL 60411
☎ 708-754-5460

Operator

Skyline Disposal Co. Inc.
Gary Blue
66 E. 24th St.
Chicago Heights, IL 60411
☎ 708-754-5460

SRS North Lot* (Active)

County	Cook
Municipality	Chicago
Location	1230 W. 42nd St.
Location ☎	N/A
Hours of operation	Mon.- Sun. 3 a.m. - 2 a.m.
Wastes accepted	Construction & Demolition Debris
Tipping fee	N/A
Owner	E.L.K. Corporation
Operator	Shred-All Recycling Systems Inc.**

*Designed to function in conjunction with Shred-All Recycling Systems facility to the south.

Facility Facts

Identification number	0316595045
Opened, year	1996
Facility acreage	1.03

Wastes Received: 2000, 2001, 2002

	<u>Tons per year</u>	<u>Tons per day (average)</u>
2000	0	0
2001	0	0
2002	211,200	800

Inspections

Facility inspected by	Illinois EPA, Des Plaines Regional Office & Chicago Department of Environment
------------------------------	---

Contacts

Owner	Operator
E.L.K. Corporation Eugene Kohn 4230 S. Racine Ave. Chicago, IL 60609 ☎ N/A	Shred-All Recycling Systems Inc.** James Lanenga 4400 S. Racine Ave. Chicago, IL 60609 ☎ 312-492-0014

**A subsidiary of Allied Waste Industries Inc., 15880 N. Greenway-Hayden Loop, Suite 100, Scottsdale, AZ 85260 * 480-627-2700. Regional Office: 13832 S. Kostner, Crestwood, IL 60445 * 708-824-3060

Star Disposal Service Transfer Station (Active)

County	Cook
Municipality	Park Forest
Location	20 South St.
Location ☎	708-748-8381
Hours of operation	Mon. - Fri.: 6 a.m. - 4 p.m.
Wastes accepted	Municipal
Tipping fee	N/A
Owner	Homewood Scavenger Service Inc.
Operator	Homewood Scavenger Service Inc.

Facility Facts

Identification number	0314740001
Opened, year	1981
Facility acreage	3.84

Wastes Received: 2000, 2001, 2002

	<u>Tons per year</u>	<u>Tons per day (average)</u>
2000	101,300	390
2001	0	0
2002	0	0

Active, but waste receipts unknown.

Inspections

Facility inspected by	Illinois EPA, Des Plaines Regional Office
------------------------------	---

Contacts

Owner

Homewood Scavenger Service Inc.
17415 S. Ashland Ave.
East Hazel Crest, IL 60429
☎ 708-798-1004

Operator

Homewood Scavenger Service Inc.
17415 S. Ashland Ave.
East Hazel Crest, IL 60429
☎ 708-798-1004

United Disposal of Bradley Transfer Station (Active)

County	Kankakee
Municipality	Bradley
Location	1000 E. Liberty, P. O. Box 179
Location ☎	815-933-0081
Hours of operation	Mon. - Sat.: 6 a.m. - 5 p.m.
Wastes accepted	Municipal
Tipping fee	N/A
Owner	United Disposal of Bradley Inc.**
Operator	United Disposal of Bradley Inc.**

Facility Facts

Identification number	0910200013
Opened, year	1995
Facility acreage	4.7

Wastes Received: 2000, 2001, 2002

	<u>Tons per year</u>	<u>Tons per day (average)</u>
2000	0	0
2001	0	0
2002	0	0

Active, but waste receipts unknown.

Inspections

Facility inspected by	Illinois EPA, Des Plaines Regional Office & Kankakee County Health Department
------------------------------	---

Contacts

Owner	Operator
United Disposal of Bradley Inc.** Mike Watson 1000 E. Liberty, P.O. Box 179 Bradley, IL 60915 ☎ 815-933-0081	United Disposal of Bradley Inc.** Mike Watson 1000 E. Liberty, P.O. Box 179 Bradley, IL 60915 ☎ 815-933-0017

**Trust #0799, Municipal Trust & Savings Bank, Box 146, Bourbonnais, IL 60914 * 815-226-9803

Waste Management/Elburn Transfer (Active)

County	Kane
Municipality	Elburn
Location	1 N. 138th Linlar St.
Location ☎	630-232-4377
Hours of operation	Mon. - Fri.: 6 a.m. - 5 p.m.; Sat.: 8 a.m. - noon
Wastes accepted	Non-special waste, municipal
Tipping fee	N/A
Owner	Waste Management of Illinois Inc.**
Operator	Waste Management of Illinois Inc.**

Formerly Speedway Disposal and Recycling.

Facility Facts

Identification number	0898030004
Opened, year	1992
Facility acreage	4.7

Wastes Received: 2000, 2001, 2002

	<u>Tons per year</u>	<u>Tons per day (average)</u>
2000	0	0
2001	0	0
2002	0	0

Active, but waste receipts unknown.

Inspections

Facility inspected by	Illinois EPA, Des Plaines Regional Office
------------------------------	---

Contacts

Owner	Operator
Waste Management of Illinois Inc.** Dean Van der Baan 720 E. Butterfield Road Lombard, IL 60521 ☎ 630-572-8800	Waste Management of Illinois Inc.** 720 E. Butterfield Road Lombard, IL 60148 ☎ 630-572-8800

**A subsidiary of Waste Management Inc. Midwest, 1001 Fannin, Suite 4000, Houston, TX 77002 * 713-512-6200. Regional Office: Waste Management of Illinois Inc., 720 Butterfield Road, Lombard, IL 60148 * 630-572-8800

Waste Management-Joliet Transfer Station (Active)

County	Will
Municipality	Joliet
Location	2850 Mound Road
Location ☎	815-729-4105
Hours of operation	Mon. - Fri.: 6 a.m. - 4 p.m.
Wastes accepted	Municipal, C & D debris
Tipping fee	\$46/ton
Owner	Waste Management of Illinois Inc.**
Operator	Waste Management of Illinois Inc.**

Formerly CDT Transfer Material Recovery Facility; new name in 2002.

Facility Facts

Identification number	1970450096
Opened, year	1996*
Facility acreage	8.73

*Additions of two scales and scale house in 2000.

Wastes Received: 2000, 2001, 2002

	<u>Tons per year</u>	<u>Tons per day (average)</u>
2000	0	0
2001	0	0
2002	171,041	546

Inspections

Facility inspected by	Illinois EPA, Des Plaines Regional Office & Will County Land Use Department, Waste Services Division
------------------------------	--

Contacts

Owner	Operator
Waste Management of Illinois Inc.** Dean Van der Baan 720 E. Butterfield Road Lombard, IL 60521 ☎ 630-572-8800	Waste Management of Illinois Inc.** Pat McDowell 2100 Moen Ave. Rockdale, IL 60436 ☎ 815-773-1166

**A subsidiary of Waste Management Inc. Midwest, 1001 Fannin, Suite 4000, Houston, TX 77002 * 713-512-6200. Regional Office: Waste Management of Illinois Inc., 720 Butterfield Road, Lombard, IL 60148 * 630-572-8800

Waste Mgt.-Metro/Chicago Transfer Station (Active)

County	Cook
Municipality	Chicago
Location	1500 N. Hooker St.
Location ☎	312-994-6031
Hours of operation	Mon. - Sat.: 24 hours daily
Wastes accepted	Municipal
Tipping fee	N/A
Owner	Waste Management of Illinois Inc.**
Operator	Waste Management of Illinois Inc.**

Facility Facts

Identification number	0316000052
Opened, year	1981
Facility acreage	7.95

Wastes Received: 2000, 2001, 2002

	<u>Tons per year</u>	<u>Tons per day (average)</u>
2000	0	0
2001	576,000	1,800
2002	0	0

Active, but waste receipts unknown.

Inspections

Facility inspected by	Illinois EPA, Des Plaines Regional Office & Chicago Department of Environment
------------------------------	--

Contacts

Owner	Operator
Waste Management of Illinois Inc.** Dean Van der Baan 720 E. Butterfield Road Lombard, IL 60521 ☎ 630-572-8800	Waste Management of Illinois Inc.** Henry Parker 1500 N. Hooker St. Chicago, IL 60622 ☎ 312-915-4780

**A subsidiary of Waste Management Inc. Midwest, 1001 Fannin, Suite 4000, Houston, TX 77002 * 713-512-6200. Regional Office: Waste Management of Illinois Inc., 720 Butterfield Road, Lombard, IL 60148 * 630-572-8800

Waste Mgt.-Metro/Stickney Transfer Station (Active)

County	Cook
Municipality	Stickney
Location	3815 S. Laramie Ave.
Location ☎	708-656-5350 or 217-222-5031
Hours of operation	Mon. - Sat.: 12 a.m. - 4:30 p.m.
Wastes accepted	Municipal, PIMW**
Tipping fee	N/A
Owner	Waste Management of Illinois Inc.**
Operator	Waste Management of Illinois Inc.**

**PIMW at site collected by another owner/operator.

Facility Facts

Identification number	0313000001
Opened, year	1980
Facility acreage	9.27

Wastes Received: 2000, 2001, 2002

	<u>Tons per year</u>	<u>Tons per day (average)</u>
2000	0	0
2001	450,000	1,500
2002	0	0

Active, but waste receipts unknown.

Inspections

Facility inspected by	Illinois EPA, Des Plaines Regional Office
------------------------------	---

Contacts

Owner	Operator
Waste Management of Illinois Inc.** Dean Van der Baan 720 E. Butterfield Road Lombard, IL 60521 ☎ 630-572-8800	Waste Management of Illinois Inc.** Tim Kuerschner 3815 S. Laramie Ave. Stickney, IL 60650 ☎ 708-656-5350 or 217-222-5031

**A subsidiary of Waste Management Inc. Midwest, 1001 Fannin, Suite 4000, Houston, TX 77002 * 713-512-6200. Regional Office: Waste Management of Illinois Inc., 720 Butterfield Road, Lombard, IL 60148 * 630-572-8800

Waste Mgt.-North/McHenry Transfer Station (Active)

County	McHenry
Municipality	McHenry
Location	1713 S. Route 31
Location ☎	815-385-2863
Hours of operation	Mon. - Fri.: 6 a.m. - 7 p.m.; Sat.: 6 a.m. - 4 p.m.
Wastes accepted	Landscape waste
Tipping fee	N/A
Owner	Waste Management of Illinois Inc.**
Operator	Waste Management - North/McHenry**

Facility Facts

Identification number	1110605043
Opened, year	1998
Facility acreage	4.74

Wastes Received: 2000, 2001, 2002

	<u>Tons per year</u>	<u>Tons per day (average)</u>
2000	632	0
2001	429	0
2002	869	0

Average tons per day is unknown.

Inspections

Facility inspected by	Illinois EPA, Des Plaines Regional Office & McHenry County Health Department
------------------------------	--

Contacts

Owner	Operator
Waste Management of Illinois Inc.** Norm Lewis 2233 W. Highway 173 Antioch, IL 60002 ☎ 847-395-2020	Waste Management - North/McHenry** Norm Lewis 1713 S. Route 31 McHenry, IL 60050 ☎ 847-395-2020

**A subsidiary of Waste Management Inc. Midwest, 1001 Fannin, Suite 4000, Houston, TX 77002 * 713-512-6200. Regional Office: Waste Management of Illinois Inc., 720 Butterfield Road, Lombard, IL 60148 * 630-572-8800

Waste Mgt.-Northwest/Wheeling Transfer Station (Active)

County	Cook
Municipality	Wheeling
Location	350 Sumac Road
Location ☎	847-520-0059 x 16
Hours of operation	Mon. - Fri.: 5 a.m. - 6:30 p.m.; Sat.: 6 a.m. - noon
Wastes accepted	Municipal, recyclables
Tipping fee	\$45/ton
Owner	Waste Management of Illinois Inc.**
Operator	Waste Management of Illinois Inc.**

Facility Facts

Identification number	0313240004
Opened, year	1984
Facility acreage	1.32

Wastes Received: 2000, 2001, 2002

	<u>Tons per year</u>	<u>Tons per day (average)</u>
2000	331,958	1,296
2001	338,763	1,323
2002	349,276	1,369

Inspections

Facility inspected by	Illinois EPA, Des Plaines Regional Office
------------------------------	---

Contacts

Owner	Operator
Waste Management of Illinois Inc.** Dean Van der Baan 720 E. Butterfield Road Lombard, IL 60521 ☎ 630-572-8800	Waste Management of Illinois Inc.** John Gerger 1021 E. Green St., P.O. Box 278 Franklin Park, IL 60131 ☎ 847-520-0059 Ext. 16

**A subsidiary of Waste Management Inc. Midwest, 1001 Fannin, Suite 4000, Houston, TX 77002 * 713-512-6200. Regional Office: Waste Management of Illinois Inc., 720 Butterfield Road, Lombard, IL 60148 * 630-572-8800

Waste Mgt.-South Suburbs/Recycle America (Active)

County	Cook
Municipality	Alsip
Location	11601 S. Austin Ave.
Location ☎	708-388-8855
Hours of operation	Mon. - Fri.: 2 a.m. - 8 p.m.
Wastes accepted	Municipal, recyclables
Tipping fee	N/A
Owner	Waste Management of Illinois Inc.**
Operator	Waste Management of Illinois Inc.**

Facility Facts

Identification number	0313360003
Opened, year	1982
Facility acreage	1.8

Wastes Received: 2000, 2001, 2002

	<u>Tons per year</u>	<u>Tons per day (average)</u>
2000	121,812	469
2001	157,330	605
2002	0	0

Active, but waste receipts unknown.

Inspections

Facility inspected by	Illinois EPA, Des Plaines Regional Office
------------------------------	---

Contacts

Owner	Operator
Waste Management of Illinois Inc.** Dean Van der Baan 720 E. Butterfield Road Lombard, IL 60521 ☎ 630-572-8800	Waste Management of Illinois Inc.** Ernie Lopez 11601 S. Austin Ave. Alsip, IL 60803 ☎ 708-388-8855

**A subsidiary of Waste Management Inc. Midwest, 1001 Fannin, Suite 4000, Houston, TX 77002 * 713-512-6200. Regional Office: Waste Management of Illinois Inc., 720 Butterfield Road, Lombard, IL 60148 * 630-572-8800

West Cook Transfer Station (Active)

County	Cook
Municipality	Forest View
Location	6201 W. Canal Bank Road
Location ☎	708-458-0521
Hours of operation	Mon. - Fri.: 6 a.m. - 5 p.m.; Sat.: 7 a.m. - noon
Wastes accepted	Municipal
Tipping fee	\$40/ton
Owner	Town and Country Transfer LLC
Operator	Heartland Recycling LLC

Facility Facts

Identification number	0310930005
Opened, year	1997
Facility acreage	4.96

Wastes Received: 2000, 2001, 2002

	<u>Tons per year</u>	<u>Tons per day (average)</u>
2000	0	0
2001	250,000	1,000
2002	275,000	1,100

Inspections

Facility inspected by	Illinois EPA, Des Plaines Regional Office
------------------------------	---

Contacts

Owner	Operator
Town and Country Transfer LLC 6201 W. Canal Bank Road Forest View, IL 60402 ☎ 708-458-9800	Heartland Recycling LLC 6201 W. Canal Bank Road Forest View, IL 60402 ☎ 708-458-9800

Wheeling Township Transfer Station (Active)

County	Cook
Municipality	Glenview
Location	3 Providence Drive
Location ☎	773-242-1977
Hours of operation	Mon. - Fri.: 6 a.m. - 9 p.m.; Sat.: 6 a.m. - noon
Wastes accepted	Municipal, landscape waste
Tipping fee	N/A
Owner	Solid Waste Agency of Northern Cook Co.
Operator	Groot Industries Inc.

Facility Facts

Identification number	0310630059
Opened, year	1994
Facility acreage	7

Wastes Received: 2000, 2001, 2002

	<u>Tons per year</u>	<u>Tons per day (average)</u>
2000	275,957	1,061
2001	298,757	1,150
2002	299,994	1,154

Inspections

Facility inspected by	Illinois EPA, Des Plaines Regional Office
------------------------------	---

Contacts

Owner	Operator
Solid Waste Agency of Northern Cook Co. C. Brooke Beal 1616 E. Golf Road Des Plaines, IL 60016 ☎ 847-296-9205	Groot Industries Inc. Fred Folkerts or Robert Cordell 2500 Landmeier Road Elk Grove Village, IL 60007 ☎ 847-734-6406

Wilmette Village Yard (Active)

County	Cook
Municipality	Wilmette
Location	711 Laramie Ave.
Location ☎	N/A
Hours of operation	Mon. - Fri.: 7 a.m. - 7 p.m.; Sat.: 8 a.m. - 5 p.m.
Wastes accepted	Landscape waste (leaves)
Tipping fee	N/A
Owner	Village of Wilmette
Operator	Village of Wilmette

Facility Facts

Identification number	0313305030
Opened, year	1998
Facility acreage	0.2

Wastes Received: 2000, 2001, 2002

	<u>Tons per year</u>	<u>Tons per day (average)</u>
2000	0	0
2001	0	0
2002	8,000	200

Inspections

Facility inspected by	Illinois EPA, Des Plaines Regional Office
------------------------------	---

Contacts

Owner	Operator
Village of Wilmette 1200 Wilmette Ave. Wilmette, IL 60091-0400 ☎ 847-251-2700	Village of Wilmette 1200 Wilmette Ave. Wilmette, IL 60091-0400 ☎ 847-251-2700

Winnetka Municipal Landscape Waste Transfer Facility (New)

County	Cook
Municipality	Winnetka
Location	501 Green Bay Road
Location ☎	N/A
Hours of operation	Mon. - Fri. 7 a.m. - 5:30 p.m.; Sat. 7 a.m. - 3:30 p.m.
Wastes accepted	landscape waste only*
Tipping fee	N/A
Owner	Village of Winnetka, Public Works
Operator	Village of Winnetka, Public Works

Can be stored for up to 72 hours as of 9-30-02.

Facility Facts

Identification number	0313330001
Opened, year	2001
Facility acreage	N/A

Permitted to operate on 4-30-01.

Wastes Received: 2000, 2001, 2002

	<u>Tons per year</u>	<u>Tons per day (average)</u>
2000	0	0
2001	0	0
2002	0	0

Inspections

Facility inspected by	Illinois EPA, Des Plaines Regional Office
------------------------------	---

Contacts

Owner	Operator
Village of Winnetka, Public Works Steven Saunders 510 Green Bay Road Winnetka, IL 60093 ☎ 847-501-6051	Village of Winnetka, Public Works Steven Saunders 510 Green Bay Road Winnetka, IL 60093 ☎ 847-501-6051

Woodland RDF Landscape Waste Transfer Area (Closed)

County	Kane
Municipality	South Elgin
Location	Area 4 of Woodland II, 7 N. 500 Route 25*
Location ☎	847-741-0219
Hours of operation	N/A
Wastes accepted	Landscape waste only*
Tipping fee	N/A
Owner	Oak Brook Bank, Trust #8-1735
Operator	Waste Management of Illinois Inc.**

*Site will move in Spring 2002. Inactive in 2002.

Facility Facts

Identification number	0894830005
Opened, year	1995
Facility acreage	<1

Certificate of Closure pending.

Wastes Received: 2000, 2001, 2002

	<u>Tons per year</u>	<u>Tons per day (average)</u>
2000	0	0
2001	0	0
2002	0	0

Inspections

Facility inspected by	Illinois EPA, Des Plaines Regional Office
------------------------------	---

Contacts

Owner	Operator
Oak Brook Bank, Trust #8-1735 Kathy Blumenthal or Adriana Rodek 1400 W. 16th St. Oak Brook, IL 60521 ☎ 630-571-1050	Waste Management of Illinois Inc.** Ian Johnson or Michael J. Wiersema 7 N. 500 Route 25, P.O. Box 364 South Elgin, IL 60177 ☎ 630-232-7664

**A subsidiary of Waste Management Inc. Midwest, 1001 Fannin, Suite 4000, Houston, TX 77002 * 713-512-6200. Regional Office: Waste Management of Illinois Inc., 720 Butterfield Road, Lombard, IL 60148 * 630-572-8800

Zion Municipal Transfer Station (Active)

County	Lake
Municipality	Zion
Location	29th Street & Damascus
Location ☎	None
Hours of operation	Mon. - Fri. 7 a.m. - 3:30 p.m.
Wastes accepted	Street sweepings, leaves, & wood chips*
Tipping fee	N/A
Owner	City of Zion, Public Works Dept.
Operator	City of Zion, Public Works Dept.

*Maximum volume of waste stored shall be less than 400 cu. yds. Services only Zion.

Facility Facts

Identification number	0972005048
Opened, year	2001*
Facility acreage	1

*Permitted to operate 8-27-01.

Wastes Received: 2000, 2001, 2002

	<u>Tons per year</u>	<u>Tons per day (average)</u>
2000	0	0
2001	209	0
2002	960	0

Average tons per day is unknown.

Inspections

Facility inspected by	Illinois EPA, Des Plaines Regional Office & Lake County Health Department
------------------------------	---

Contacts

Owner	Operator
City of Zion, Public Works Dept. Ron Colangelo or Charlie Fisher 2828 Sheridan Road Zion, IL 60099 ☎ 847-746-4057 or 4054	City of Zion, Public Works Dept. Ron Colangelo or Charlie Fisher 2828 Sheridan Road Zion, IL 60099 ☎ 847-746-4054 or 4057

CDT Landfill Corp. Compost Facility

County	Will
Municipality	Joliet
Location	2851 Mound Road
Location ☎	815-741-0736
Hours of operation	Mon. - Fri.: 6 a.m. - 4 p.m., Sat. 6 a.m. - noon*
Wastes Accepted	Grass, Shrubbery Cuttings, Leaves, Tree limbs, Wood chips
Owner	CDT Landfill Corp.
Operator	CDT Landfill Corp.

*On Saturdays following holidays, hours are 6 a.m. - 4 p.m.

Facility Facts

Identification number	1978170005
Date/Year Open - Date/Year Closed	7-31-95/6-7-96 -
Permit Expires	7-15-05*
Facility Inspected By	Will County Waste Services Division & Illinois EPA, Des Plaines Regional Office

*Permit was renewed on 7-28-00.

Landscape Waste Received (cu. yds): 2000, 2001 & 2002

	Grass cu. yds.	Leaves cu. yds.	Brush cu. yds.
2000	27,702	15,148	11,243
2001	20,377	7,430	993
2002	36,456	45,415	8,688

Total Landscape Waste Received (tons): 2000, 2001 & 2002

2000 tons per year	17,789
2001 tons per year	9,785
2002 tons per year	21,323

2002 Amounts Used/Sold (cubic yards)

	Composted	Chipped/Shredded
Land Reclamation	0	0
Daily Landfill Cover	0	0
Final Landfill Cover	0	0
Landscaping	17,677	0
Land Application at Agronomic Rates	0	0
Other	0	0
TOTAL	17,677	0

Contacts

Owner

CDT Landfill Corp.
Jeffrey Geiss
2851 Mound Road
Joliet, IL 60436
☎ 815-741-0736

Operator

CDT Landfill Corp.
Jeffrey Geiss
2851 Mound Road
Joliet, IL 60436
☎ 815-741-0736

Chicago Botanic Garden

County	Cook
Municipality	Glencoe
Location	Southeast of Skokie Lagoon Preserve
Location ☎	847-835-5500
Hours of operation	Mon. - Fri.: 7 a.m. - 2:30 p.m.
Wastes Accepted	Grass, Leaves, Brush
Owner	Cook County Forest Preserve Dist.
Operator	Chicago Botanic Garden

Facility Facts

Identification number	0310990003
Date/Year Open - Date/Year Closed	6-5-90 -
Permit Expires	3-1-03*
Facility Inspected By	Illinois EPA, Des Plaines Regional Office

*Site closed in 2003, Certificate of Closure approved 7-7-03.

Landscape Waste Received (cu. yds): 2000, 2001 & 2002

	Grass cu. yds.	Leaves cu. yds.	Brush cu. yds.
2000	864	1,865	4,423
2001	1,057	1,618	2,330
2002	193	499	991

Total Landscape Waste Received (tons): 2000, 2001 & 2002

2000 tons per year	1,603
2001 tons per year	1,212
2002 tons per year	375

2002 Amounts Used/Sold (cubic yards)

	Composted	Chipped/Shredded
Land Reclamation	0	0
Daily Landfill Cover	0	0
Final Landfill Cover	0	0
Landscaping	0	1,671
Land Application at Agronomic Rates	0	0
Other	0	0
TOTAL	0	1,671

Contacts

Owner

Cook County Forest Preserve Dist.
Cynthia L. Baker
536 N. Harlem Ave.
River Forest, IL 60305
☎ 847-835-8300

Operator

Chicago Botanic Garden
Cynthia L. Baker
P.O. Box 400
Glencoe, IL 60022
☎ 847-835-8300

CID RDF #4 Compost Facility (Closed)

County	Cook
Municipality	Chicago
Location	138th Street & I-94 (Calumet Expressway)
Location ☎	773-646-3099
Hours of operation	N/A
Wastes Accepted	N/A
Owner	Waste Management of Illinois Inc.**
Operator	Waste Management of Illinois Inc.**

Facility Facts

Identification number	0310390001
Date/Year Open - Date/Year Closed	7-21-98 - 2-1-00*
Permit Expires	7-1-03
Facility Inspected By	Chicago Dept. of Environment & Illinois EPA, Des Plaines Regional Office

*Site was idle during rest of 2000 & 2001 until certified closed on 2-28-01; permit allowed to expire.

Landscape Waste Received (cu. yds): 2000, 2001 & 2002

	Grass cu. yds.	Leaves cu. yds.	Brush cu. yds.
2000	0	0	0
2001	0	0	0
2002	0	0	0

Total Landscape Waste Received (tons): 2000, 2001 & 2002

2000 tons per year	0
2001 tons per year	0
2002 tons per year	0

2002 Amounts Used/Sold (cubic yards)

	Composted	Chipped/Shredded
Land Reclamation	0	0
Daily Landfill Cover	0	0
Final Landfill Cover	0	0
Landscaping	0	0
Land Application at Agronomic Rates	0	0
Other	0	0
TOTAL	0	0

Contacts

Owner

Waste Management of Illinois Inc.**
 Scott Combis
 P.O. Box 1309
 Calumet City, IL 60409
 ☎ 773-646-3099

Operator

Waste Management of Illinois Inc.**
 Scott Combis
 P.O. Box 1309
 Calumet City, IL 60409
 ☎ 773-646-3099

**A subsidiary of Waste Management Inc. Midwest, 1001 Fannin, Suite 4000, Houston, TX 77002 * 713-512-6200. Regional Office: Waste Management of Illinois Inc., 720 Butterfield Road, Lombard, IL 60148 * 630-572-8800

Crystal Lake Composting

County	McHenry
Municipality	Crystal Lake
Location	Woodstock St. & Walkup Ave.
Location ☎	815-459-2020
Hours of operation	1st & 3rd Sats.: 9 a.m. - 4 p.m. March-Nov.
Wastes Accepted	Leaves, Brush, Tree Limbs*
Owner	City of Crystal Lake, Engineering Dept.
Operator	City of Crystal Lake, Engineering Dept.

Total volume of leaves, woodchips and finished compost on site shall not exceed 28,000 cu yds.

Facility Facts

Identification number	1110150034
Date/Year Open - Date/Year Closed	6-5-92 -
Permit Expires	5-15-05
Facility Inspected By	McHenry County Health Dept. & Illinois EPA, Des Plaines Regional Office

Permit renewed for five more years on 5-15-00.

Landscape Waste Received (cu. yds): 2000, 2001 & 2002

	Grass cu. yds.	Leaves cu. yds.	Brush cu. yds.
2000	0	9,015	6,533
2001	0	11,119	8,140
2002	0	11,543	6,917

Total Landscape Waste Received (tons): 2000, 2001 & 2002

2000 tons per year	2,783
2001 tons per year	3,445
2002 tons per year	3,346

2002 Amounts Used/Sold (cubic yards)

	Composted	Chipped/Shredded
Land Reclamation	0	0
Daily Landfill Cover	0	0
Final Landfill Cover	0	0
Landscaping	650	1,730
Land Application at Agronomic Rates	0	0
Other	0	0
TOTAL	650	1,730

Used, not sold

Contacts

Owner

City of Crystal Lake, Engineering Dept.
Clyde F. Wakefield
P.O. Box 597
Crystal Lake, IL 60039-0597
☎ 815-459-2020

Operator

City of Crystal Lake, Engineering Dept.
Clyde F. Wakefield
P.O. Box 597
Crystal Lake, IL 60039-0597
☎ 815-459-2020

Des Plaines Compost Facility (Inactive)

County	Cook
Municipality	Des Plaines
Location	1111 Joseph Schwab Road
Location ☎	847-391-5650
Hours of operation	N/A
Wastes Accepted	N/A
Owner	City of Des Plaines, Public Works
Operator	Jerome Matula

Facility Facts

Identification number	0310630003
Date/Year Open - Date/Year Closed	2-15-91 -
Permit Expires	1-10-04
Facility Inspected By	Illinois EPA, Des Plaines Regional Office

Landscape Waste Received (cu. yds): 2000, 2001 & 2002

	Grass cu. yds.	Leaves cu. yds.	Brush cu. yds.
2000	0	0	0
2001	0	0	0
2002	0	0	0

Total Landscape Waste Received (tons): 2000, 2001 & 2002

2000 tons per year	0
2001 tons per year	0
2002 tons per year	0

2002 Amounts Used/Sold (cubic yards)

	Composted	Chipped/Shredded
Land Reclamation	0	0
Daily Landfill Cover	0	0
Final Landfill Cover	0	0
Landscaping	0	0
Land Application at Agronomic Rates	0	0
Other	0	0
TOTAL	0	0

Contacts

Owner

City of Des Plaines, Public Works
 Jerry A. Lecocq
 1111 Joseph Schwab Road
 Des Plaines, IL 60016
 ☎ 847-391-5473

Operator

Jerome Matula
 Jerry A. Lecocq
 1111 Joseph Schwab Road
 Des Plaines, IL 60016
 ☎ 847-391-5473

DK-Lake Bluff

County	Lake
Municipality	Lake Bluff
Location	664 Rockland Road
Location ☎	847-234-0774
Hours of operation	Mon. - Fri.: 7 a.m. - 5 p.m.; Sat.: 7 a.m. - noon
Wastes Accepted	Grass, Leaves, Brush*
Owner	Village of Lake Bluff
Operator	DK Recycling Systems Inc.**

*For City of Lake Bluff only.

Facility Facts

Identification number	0970750012
Date/Year Open - Date/Year Closed	8-2-95 -
Permit Expires	7-15-05
Facility Inspected By	Lake County Health Dept. & Illinois EPA, Des Plaines Regional Office

Permit renewed for five years on 3-23-00.

Landscape Waste Received (cu. yds): 2000, 2001 & 2002

	Grass cu. yds.	Leaves cu. yds.	Brush cu. yds.
2000	1,410	1,962	993
2001	2,137	2,193	1,335
2002	2,573	3,330	1,885

Total Landscape Waste Received (tons): 2000, 2001 & 2002

2000 tons per year	1,105
2001 tons per year	1,494
2002 tons per year	1,978

2002 Amounts Used/Sold (cubic yards)

	Composted	Chipped/Shredded
Land Reclamation	0	0
Daily Landfill Cover	0	0
Final Landfill Cover	0	0
Landscaping	2,336	0
Land Application at Agronomic Rates	0	0
Other	0	0
TOTAL	2,336	0

Contacts

Owner

Village of Lake Bluff
Mayor or Public Works
40 E. Center Ave.
Lake Bluff, IL 60044
☎ 847-866-2940

Operator

DK Recycling Systems Inc.**
Thomas R. Scheidt
P.O. Box 412
Lake Bluff, IL 60044
☎ 847-234-5499

**New operator as of May 1, 2003 is DK Organics LLC, 725 N. Skokie Hwy., Lake Bluff, IL 60044 * 847-234-5499.

Elgin Compost Facility (Closed)

County	Kane
Municipality	Elgin
Location	South McLean Blvd., South of Route 20
Location ☎	847-697-3160
Hours of operation	N/A
Wastes Accepted	N/A
Owner	City of Elgin
Operator	City of Elgin

Facility Facts

Identification number	0894380047
Date/Year Open - Date/Year Closed	9-12-91 - 11-7-01
Permit Expires	2-1-06
Facility Inspected By	Illinois EPA, Des Plaines Regional Office

Certificate of Closure issued 11-7-01.

Landscape Waste Received (cu. yds): 2000, 2001 & 2002

	Grass cu. yds.	Leaves cu. yds.	Brush cu. yds.
2000	0	15,000	0
2001	0	0	0
2002	0	0	0

Total Landscape Waste Received (tons): 2000, 2001 & 2002

2000 tons per year	3,000
2001 tons per year	0
2002 tons per year	0

2002 Amounts Used/Sold (cubic yards)

	Composted	Chipped/Shredded
Land Reclamation	0	0
Daily Landfill Cover	0	0
Final Landfill Cover	0	0
Landscaping	0	0
Land Application at Agronomic Rates	0	0
Other	0	0
TOTAL	0	0

Contacts

Owner

City of Elgin
Tish Powell
150 Dexter Court
Elgin, IL 60120
☎ 847-931-5980

Operator

City of Elgin
Tish Powell
150 Dexter Court
Elgin, IL 60120
☎ 847-931-5980

Green Organics Inc.

County	Kendall
Municipality	Bristol
Location	1270 E. Beecher
Location ☎	630-553-6409
Hours of operation	Mon. - Fri.: 7 a.m. - 4 p.m.; Sat.: 7 a.m. - noon
Wastes Accepted	Grass, Leaves, Brush
Owner	Green Organics Inc.
Operator	Green Organics Inc.

Facility Facts

Identification number	0938010005
Date/Year Open - Date/Year Closed	1993 -
Permit Expires	1-1-07
Facility Inspected By	Illinois EPA, Des Plaines Regional Office
Permit modification approved on 2-22-02 and permit renewed for five more years.	

Landscape Waste Received (cu. yds): 2000, 2001 & 2002

	Grass cu. yds.	Leaves cu. yds.	Brush cu. yds.
2000	6,295	13,174	71,624
2001	4,417	20,840	20,316
2002	24,273	54,655	80,719

Total Landscape Waste Received (tons): 2000, 2001 & 2002

2000 tons per year	15,896
2001 tons per year	11,090
2002 tons per year	38,748

2002 Amounts Used/Sold (cubic yards)

	Composted	Chipped/Shredded
Land Reclamation	0	0
Daily Landfill Cover	0	0
Final Landfill Cover	0	0
Landscaping	52,016	60
Land Application at Agronomic Rates	0	0
Other	0	0
TOTAL	52,016	60

Contacts

Owner	Operator
Green Organics Inc. Joseph Mazza 290 S. Main Place Carol Stream, IL 60188 ☎ 630-653-3700	Green Organics Inc. Joseph Mazza 290 S. Main Place Carol Stream, IL 60188 ☎ 630-653-3700

Harbor View Compost Facility #1 (Active)

County	Cook
Municipality	Chicago
Location	2000 E. 122nd St.
Location ☎	N/A
Hours of operation	N/A
Wastes Accepted	N/A
Owner	Land & Lakes Yard Waste Reclamation Inc.
Operator	Land & Lakes Yard Waste Reclamation Inc.

AKA Land and Lakes #3/Stony Northeast Facility.

Facility Facts

Identification number	0316000034
Date/Year Open - Date/Year Closed	3-16-90 -
Permit Expires	1-8-08
Facility Inspected By	Illinois EPA, Des Plaines Regional Office

Permit renewed for five more years on 1-29-03.

Landscape Waste Received (cu. yds): 2000, 2001 & 2002

	Grass cu. yds.	Leaves cu. yds.	Brush cu. yds.
2000	0	0	0
2001	0	0	0
2002	0	0	0

Total Landscape Waste Received (tons): 2000, 2001 & 2002

2000 tons per year	0
2001 tons per year	0
2002 tons per year	0

2002 Amounts Used/Sold (cubic yards)

	Composted	Chipped/Shredded
Land Reclamation	0	0
Daily Landfill Cover	0	0
Final Landfill Cover	0	0
Landscaping	0	0
Land Application at Agronomic Rates	0	0
Other	0	0
TOTAL	0	0

Contacts

Owner

Land & Lakes Yard Waste Reclamation Inc.
Amanda R. Miller
123 N. Northwest Highway, P.O. Box 778
Park Ridge, IL 60068
☎ 708-720-7028

Operator

Land & Lakes Yard Waste Reclamation Inc.
Amanda R. Miller
123 N. Northwest Highway, P.O. Box 778
Park Ridge, IL 60068
☎ 708-720-7028

Hazel Crest Composting

County	Cook
Municipality	Hazel Crest
Location	2600 W. 170th Place
Location ☎	708-335-9620
Hours of operation	Wed.: 1 p.m. - 7 p.m.; Sat.-Sun.: 9 a.m. - 4 p.m.
Wastes Accepted	Grass, Leaves, Brush*
Owner	Village of Hazel Crest
Operator	Village of Hazel Crest

*No longer accepts yard waste from other companies.

Facility Facts

Identification number	0311170002
Date/Year Open - Date/Year Closed	6-27-90 -
Permit Expires	5-1-04
Facility Inspected By	Illinois EPA, Des Plaines Regional Office

Landscape Waste Received (cu. yds): 2000, 2001 & 2002

	Grass cu. yds.	Leaves cu. yds.	Brush cu. yds.
2000	3,976	3,596	0
2001	3,309	4,352	1,200
2002	2,677	3,427	1,200

Total Landscape Waste Received (tons): 2000, 2001 & 2002

2000 tons per year	3
2001 tons per year	2,374
2002 tons per year	1,936

2002 Amounts Used/Sold (cubic yards)

	Composted	Chipped/Shredded
Land Reclamation	0	0
Daily Landfill Cover	900	0
Final Landfill Cover	0	0
Landscaping	2,500	1,500
Land Application at Agronomic Rates	0	0
Other	0	0
TOTAL	3,400	1,500

Contacts

Owner

Village of Hazel Crest
 Timothy G. Fassnacht
 3000 W. 170th Place
 Hazel Crest, IL 60429
 ☎ 708-335-9600

Operator

Village of Hazel Crest
 Timothy G. Fassnacht
 3000 W. 170th Place
 Hazel Crest, IL 60429
 ☎ 708-335-9600

James Park Leaf Compost

County	Cook
Municipality	Evanston
Location	2222 Oakton St.
Location ☎	N/A
Hours of operation	Oct.-Dec.: Mon. - Fri.: 7 a.m. - 5 p.m.
Wastes Accepted	Grass, Leaves
Owner	City of Evanston
Operator	City of Evanston

Facility Facts

Identification number	0310810013
Date/Year Open - Date/Year Closed	8-10-90 -
Permit Expires	8-1-03
Facility Inspected By	Illinois EPA, Des Plaines Regional Office

Site became re-active in 2001, permit renewal pending.

Landscape Waste Received (cu. yds): 2000, 2001 & 2002

	Grass cu. yds.	Leaves cu. yds.	Brush cu. yds.
2000	0	0	0
2001	1,107	6,000	0
2002	476	4,158	0

Total Landscape Waste Received (tons): 2000, 2001 & 2002

2000 tons per year	0
2001 tons per year	2,132
2002 tons per year	1,390

2002 Amounts Used/Sold (cubic yards)

	Composted	Chipped/Shredded
Land Reclamation	0	0
Daily Landfill Cover	0	0
Final Landfill Cover	0	0
Landscaping	2,414	0
Land Application at Agronomic Rates	0	0
Other	0	62,606
TOTAL	2,414	62,606

Other is woodchips/firewood/wood logs.

Contacts

Owner

City of Evanston
Glenn A. Crabtree
2020 Asbury Avenue
Evanston, IL 60201
☎ 847-866-2940

Operator

City of Evanston
Glenn A. Crabtree
2020 Ashbury Ave.
Evanston, IL 60201
☎ 847-866-2940

Joyce Farms Recycling Inc.

County	Kankakee
Municipality	Essex
Location	13256 W 3000 N. Road
Location ☎	815-426-2133
Hours of operation	Mon. - Fri.: 6 a.m. - 7 p.m.; Sat.: 6 a.m. - noon
Wastes Accepted	Grass, Leaves, Brush, Tree limbs*
Owner	Home Star Bank, Land Trust #883
Operator	Joyce Farms Recycling Inc.

*No more than 170,000 cu. yds./year may be accepted.

Facility Facts

Identification number	0910355001
Date/Year Open - Date/Year Closed	9-12-00 -
Permit Expires	9-1-05
Facility Inspected By	Kankakee County Health Dept. & Illinois EPA, Des Plaines Regional Office

Landscape Waste Received (cu. yds): 2000, 2001 & 2002

	Grass cu. yds.	Leaves cu. yds.	Brush cu. yds.
2000	31,400	40,600	11,500
2001	22,700	48,900	30,400
2002	66,825	54,075	25,575

Total Landscape Waste Received (tons): 2000, 2001 & 2002

2000 tons per year	24,500
2001 tons per year	23,400
2002 tons per year	41,381

2002 Amounts Used/Sold (cubic yards)

	Composted	Chipped/Shredded
Land Reclamation	0	0
Daily Landfill Cover	0	0
Final Landfill Cover	0	0
Landscaping	16,556	0
Land Application at Agronomic Rates	2,100	0
Other	0	0
TOTAL	18,656	0

Contacts

Owner

Home Star Bank, Land Trust #883
 Meghan E. Downey
 308 Section Line Road
 Manteno, IL 60950
 ☎ 815-468-2265

Operator

Joyce Farms Recycling Inc.
 Patrick J. Joyce
 P.O. Box 129
 Essex, IL 60935
 ☎ 815-426-2133

Lake Bluff Municipal #2 Compost Facility

County	Lake
Municipality	Lake Bluff
Location	664 Rockland Road
Location ☎	847-234-0774
Hours of operation	Mon. - Fri.: 7 a.m. - 5 p.m.; Sat.: 7 a.m. - noon
Wastes Accepted	Grass, Leaves, Brush*
Owner	Village of Lake Bluff
Operator	DK Recycling Systems Inc.**

*For City of Lake Bluff only.

Facility Facts

Identification number	0970750002
Date/Year Open - Date/Year Closed	4-2-90 -
Permit Expires	6-1-07
Facility Inspected By	Lake County Health Dept. & Illinois EPA, Des Plaines Regional Office

Permit renewal application approved 6-25-02 for five more years.

Landscape Waste Received (cu. yds): 2000, 2001 & 2002

	Grass cu. yds.	Leaves cu. yds.	Brush cu. yds.
2000	988	0	330
2001	619	150	206
2002	1,331	0	444

Total Landscape Waste Received (tons): 2000, 2001 & 2002

2000 tons per year	445
2001 tons per year	309
2002 tons per year	599

2002 Amounts Used/Sold (cubic yards)

	Composted	Chipped/Shredded
Land Reclamation	0	0
Daily Landfill Cover	0	0
Final Landfill Cover	0	0
Landscaping	533	0
Land Application at Agronomic Rates	0	0
Other	0	0
TOTAL	533	0

Contacts

Owner

Village of Lake Bluff
Mayor or Public Works
40 E. Center Ave.
Lake Bluff, IL 60044
☎ 847-866-2940

Operator

DK Recycling Systems Inc.**
Thomas R. Scheidt
P.O. Box 412
Lake Bluff, IL 60044
☎ 847-234-5499

**New operator as of May 1, 2003 is DK Organics LLC, 725 N. Skokie Hwy., Lake Bluff, IL 60044 * 847-234-5499.

Lake Forest Recycling & Compost Center

County	Lake
Municipality	Lake Forest
Location	Route 60; 1381 W. Kennedy Road
Location ☎	N/A
Hours of operation	Sun. - Sat.: 7 a.m. - 7 p.m.
Wastes Accepted	Grass, Leaves, Brush*
Owner	City of Lake Forest
Operator	DK Recycling Systems Inc.**

*Not to exceed 20,000 cu. yd./yr. For City of Lake Forest only.

Facility Facts

Identification number	0970800005
Date/Year Open - Date/Year Closed	1993 -
Permit Expires	8-01-07
Facility Inspected By	Lake County Health Dept. & Illinois EPA, Des Plaines Regional Office

Permit number 1997-185-DE/OP Mod. #1 renewed permit on 8-26-02 for five more years.

Landscape Waste Received (cu. yds): 2000, 2001 & 2002

	Grass cu. yds.	Leaves cu. yds.	Brush cu. yds.
2000	3,862	4,644	3,128
2001	3,862	6,401	2,991
2002	4,649	6,166	2,981

Total Landscape Waste Received (tons): 2000, 2001 & 2002

2000 tons per year	2,943
2001 tons per year	3,274
2002 tons per year	3,540

2002 Amounts Used/Sold (cubic yards)

	Composted	Chipped/Shredded
Land Reclamation	0	0
Daily Landfill Cover	0	0
Final Landfill Cover	0	0
Landscaping	4,139	0
Land Application at Agronomic Rates	0	0
Other	0	0
TOTAL	4,139	0

Contacts

Owner

City of Lake Forest
Mayor or Public Works
220 E. Deerpath
Lake Forest, IL 60045
☎ 708-234-3537

Operator

DK Recycling Systems Inc.**
Thomas R. Scheidt
P.O. Box 412
Lake Bluff, IL 60044
☎ 847-234-5499

**New operator as of May 1, 2003 is DK Organics LLC, 725 N. Skokie Hwy., Lake Bluff, IL 60044 * 847-234-5499.

Land & Lakes #1 & #2 Compost Facility (Inactive)

County	Cook
Municipality	Chicago
Location	1220 E. 138th St.
Location ☎	773-264-8508
Hours of operation	Mon. - Fri.: 5:30 a.m. - 5 p.m.; Sat.: 5:30 a.m. - 3:30 p.m.
Wastes Accepted	Grass, Leaves, Brush
Owner	MCM Land Co.**
Operator	Land & Lakes Co.

Facility Facts

Identification number	0316000005
Date/Year Open - Date/Year Closed	2-23-90 - IA*
Permit Expires	2-15-08
Facility Inspected By	Chicago Dept. of Environment & Illinois EPA, Des Plaines Regional Office

*Site inactive in 2000, 2001 and 2002. Permit (Log #2002-352) renewed on 7-18-03 for five more years.

Landscape Waste Received (cu. yds): 2000, 2001 & 2002

	Grass cu. yds.	Leaves cu. yds.	Brush cu. yds.
2000	0	0	0
2001	0	0	0
2002	0	0	0

Total Landscape Waste Received (tons): 2000, 2001 & 2002

2000 tons per year	0
2001 tons per year	0
2002 tons per year	0

2002 Amounts Used/Sold (cubic yards)

	Composted	Chipped/Shredded
Land Reclamation	0	0
Daily Landfill Cover	0	0
Final Landfill Cover	0	0
Landscaping	0	0
Land Application at Agronomic Rates	0	0
Other	0	0
TOTAL	0	0

Contacts

Owner

MCM Land Co.**
Amanda R. Miller
123 N. Northwest Highway, P.O. Box 778
Park Ridge, IL 60068
☎ 708-720-7028

Operator

Land & Lakes Co.
Amanda R. Miller
123 N. Northwest Highway, P.O. Box 778
Park Ridge, IL 60068
☎ 708-720-7028

**A subsidiary of Land and Lakes Company

Land & Lakes #5 Compost Facility

County	Lake
Municipality	Deerfield
Location	21488 N. Milwaukee
Location ☎	847-520-1857
Hours of operation	Mon. - Fri.: 7 a.m. - 3 p.m.; Sat.: 6 a.m. - 2 p.m.
Wastes Accepted	Grass, Leaves, Brush, Tree limbs
Owner	Prairie Recreational Developments Inc.**
Operator	Land & Lakes Co.

AKA Land and Lakes/Wheeling.

Facility Facts

Identification number	0978120004
Date/Year Open - Date/Year Closed	4-2-90 -
Permit Expires	3-26-08
Facility Inspected By	Lake County Health Dept. & Illinois EPA, Des Plaines Regional Office

Permit renewed 12-16-02 for five more years.

Landscape Waste Received (cu. yds): 2000, 2001 & 2002

	Grass cu. yds.	Leaves cu. yds.	Brush cu. yds.
2000	0	0	0
2001	0	0	0
2002	0	0	0

Total Landscape Waste Received (tons): 2000, 2001 & 2002

2000 tons per year	27,978
2001 tons per year	32,145
2002 tons per year	27,662

Landscape waste components not itemized; used conversion factor of 500 pounds per cubic yard for all components.

2002 Amounts Used/Sold (cubic yards)

	Composted	Chipped/Shredded
Land Reclamation	0	0
Daily Landfill Cover	0	0
Final Landfill Cover	0	0
Landscaping	25,634	0
Land Application at Agronomic Rates	0	0
Other	0	653
TOTAL	25,634	653

Woodchips

Contacts

Owner

Prairie Recreational Developments Inc.**
Amanda R. Miller
123 N. Northwest Highway, P.O. Box 778
Park Ridge, IL 60068
☎ 708-720-7028

Operator

Land & Lakes Co.
Amanda R. Miller
123 N. Northwest Highway, P.O. Box 778
Park Ridge, IL 60068
☎ 708-720-7028

**A subsidiary of Land and Lakes Company.

Land & Lakes/Willow Ranch Compost Facility

County	Will
Municipality	Romeoville
Location	1371 N. Joliet Road
Location ☎	630-739-0398
Hours of operation	Mon. - Fri.: 7 a.m. - 3:30 p.m.
Wastes Accepted	Grass, Leaves, Brush, Tree limbs
Owner	LaSalle Bank National Association
Operator	Land & Lakes Yard Waste Reclamation Inc.**

Facility Facts

Identification number	1978030003
Date/Year Open - Date/Year Closed	4-2-90 -
Permit Expires	9-1-07*
Facility Inspected By	Will County Waste Services Division & Illinois EPA, Des Plaines Regional Office

*Permit (Log #2002-109) renewed on 12-16-02 for five more years.

Landscape Waste Received (cu. yds): 2000, 2001 & 2002

	Grass cu. yds.	Leaves cu. yds.	Brush cu. yds.
2000	0	0	0
2001	0	0	0
2002	0	0	0

Landscape waste components not itemized.

Total Landscape Waste Received (tons): 2000, 2001 & 2002

2000 tons per year	10,494
2001 tons per year	14,917
2002 tons per year	15,959

2002 Amounts Used/Sold (cubic yards)

	Composted	Chipped/Shredded
Land Reclamation	0	0
Daily Landfill Cover	0	0
Final Landfill Cover	0	0
Landscaping	0	0
Land Application at Agronomic Rates	0	0
Other	0	0
TOTAL	0	0

Contacts

Owner

LaSalle Bank National Association
Dorothy Denning
2355 S. Arlington Heights Road
Arlington Heights, IL 60005
☎ 847-545-5481

Operator

Land & Lakes Yard Waste Reclamation Inc.**
Amanda R. Miller
123 N. Northwest Highway, P.O. Box 778
Park Ridge, IL 60068
☎ 708-720-7028

**A subsidiary of Land and Lakes Company.

LDK Compost (Active, Now Closed)*

County	Lake
Municipality	Lake Bluff
Location	30010 N. Skokie Hwy.
Location ☎	N/A
Hours of operation	Mon. - Fri.: 7 a.m. - 5 p.m.; Sat.: 7 a.m. - noon
Wastes Accepted	Grass, Leaves, Brush
Owner	Robert Lenzini
Operator	DK Recycling Systems Inc.

*Also known as DK-Lenzini Compost Site.

Facility Facts

Identification number	0971250014
Date/Year Open - Date/Year Closed	7-26-89 -
Permit Expires	5-7-07
Facility Inspected By	Lake County Health Dept. & Illinois EPA, Des Plaines Regional Office

Permit renewed on 5-13-02 for five years; site closed in Oct. 2002; Certificate of Closure issued 1-31-03.

Landscape Waste Received (cu. yds): 2000, 2001 & 2002

	Grass cu. yds.	Leaves cu. yds.	Brush cu. yds.
2000	19,396	27,615	12,104
2001	25,612	27,733	14,482
2002	17,872	4,814	10,772

Total Landscape Waste Received (tons): 2000, 2001 & 2002

2000 tons per year	15,097
2001 tons per year	17,964
2002 tons per year	9,728

2002 Amounts Used/Sold (cubic yards)

	Composted	Chipped/Shredded
Land Reclamation	0	0
Daily Landfill Cover	0	0
Final Landfill Cover	0	0
Landscaping	10,037	0
Land Application at Agronomic Rates	0	0
Other	0	0
TOTAL	10,037	0

Contacts

Owner

Robert Lenzini
200 Industrial Drive
Lincolnshire, IL 60069
☎ 847-634-9561

Operator

DK Recycling Systems Inc.
Thomas R. Scheidt
P.O. Box 412
Lake Bluff, IL 60044
☎ 847-234-5499

Starlight Drive-in Compost Facility

County	Kankakee
Municipality	Kankakee
Location	3200 E. Court Street
Location ☎	N/A
Hours of operation	Mon. - Fri.: 7 a.m. - 3 p.m.
Wastes Accepted	Brush
Owner	City of Kankakee, Public Works
Operator	City of Kankakee, Public Works

Facility Facts

Identification number	0918045001
Date/Year Open - Date/Year Closed	3-18-98 -
Permit Expires	3-01-08
Facility Inspected By	Kankakee County Health Dept. & Illinois EPA, Des Plaines Regional Office

Permit was renewed on 4-29-03 for five more years.

Landscape Waste Received (cu. yds): 2000, 2001 & 2002

	Grass cu. yds.	Leaves cu. yds.	Brush cu. yds.
2000	0	0	3,261
2001	0	0	8,976
2002	0	0	14,334

Total Landscape Waste Received (tons): 2000, 2001 & 2002

2000 tons per year	11
2001 tons per year	30
2002 tons per year	2,150

2002 Amounts Used/Sold (cubic yards)

	Composted	Chipped/Shredded
Land Reclamation	0	0
Daily Landfill Cover	0	0
Final Landfill Cover	0	0
Landscaping	0	3,792
Land Application at Agronomic Rates	0	0
Other	0	0
TOTAL	0	3,792

Contacts

Owner

City of Kankakee, Public Works
 Leroy Smith
 401 W. Oak St.
 Kankakee, IL 60901
 ☎ 815-933-0472

Operator

City of Kankakee, Public Works
 Leroy Smith
 401 W. Oak St.
 Kankakee, IL 60901
 ☎ 815-933-0472

Thelen Sand & Gravel

County	McHenry
Municipality	Fox Lake
Location	28955 W. Route 173-B
Location ☎	847-395-3313
Hours of operation	Mon. - Fri.: 6 a.m. - 6 p.m.
Wastes Accepted	Grass, Leaves, Brush, Organics
Owner	Thelen Sand & Gravel
Operator	Thelen Sand & Gravel

Facility Facts

Identification number	1114200001
Date/Year Open - Date/Year Closed	8-2-96 -
Permit Expires	4-1-05
Facility Inspected By	McHenry County Health Dept. & Illinois EPA, Des Plaines Regional Office

Landscape Waste Received (cu. yds): 2000, 2001 & 2002

	Grass cu. yds.	Leaves cu. yds.	Brush cu. yds.
2000	0	0	15,885
2001	75,807	50,093	11,845
2002	61,730	68,900	10,485

Total Landscape Waste Received (tons): 2000, 2001 & 2002

2000 tons per year	43,257
2001 tons per year	43,778
2002 tons per year	40,045

2002 Amounts Used/Sold (cubic yards)

	Composted	Chipped/Shredded
Land Reclamation	0	0
Daily Landfill Cover	0	0
Final Landfill Cover	0	0
Landscaping	35,100	0
Land Application at Agronomic Rates	0	0
Other	0	0
TOTAL	35,100	0

Contacts

Owner

Thelen Sand & Gravel
 Steve Thelen
 28955 W. Route 173-B
 Antioch, IL 60002
 ☎ 847-395-3313

Operator

Thelen Sand & Gravel
 Steve Thelen
 28955 W. Route 173-B
 Antioch, IL 60002
 ☎ 847-395-3313

Willow Ranch Composting Facility

County	Will
Municipality	Romeoville
Location	1371 N. Joliet Road
Location ☎	630-739-0398
Hours of operation	Mon. - Fri.: 7 a.m. - 3:30 p.m.
Wastes Accepted	Grass, Leaves, Brush, Tree limbs
Owner	LaSalle Bank National Association
Operator	Land & Lakes Yard Waste Reclamation Inc.

Facility Facts

Identification number	1970100001
Date/Year Open - Date/Year Closed	7-28-89 -
Permit Expires	11-1-07
Facility Inspected By	Will County Waste Services Division & Illinois EPA, Des Plaines Regional Office

Permit (Log #2002-110) renewed on 12-16-02 for five more years.

Landscape Waste Received (cu. yds): 2000, 2001 & 2002

	Grass cu. yds.	Leaves cu. yds.	Brush cu. yds.
2000	0	0	0
2001	0	0	0
2002	0	0	0

Landscape waste components not itemized.

Total Landscape Waste Received (tons): 2000, 2001 & 2002

2000 tons per year	15,742
2001 tons per year	14,917
2002 tons per year	10,639

2002 Amounts Used/Sold (cubic yards)

	Composted	Chipped/Shredded
Land Reclamation	0	0
Daily Landfill Cover	0	0
Final Landfill Cover	0	0
Landscaping	7,748	0
Land Application at Agronomic Rates	0	0
Other	0	0
TOTAL	7,748	0

Contacts

Owner

LaSalle Bank National Association
Dorothy Denning
2355 S. Arlington Heights Road
Arlington Heights, IL 60005
☎ 847-545-5481

Operator

Land & Lakes Yard Waste Reclamation Inc.
Amanda R. Miller
123 N. Northwest Highway, P.O. Box 778
Park Ridge, IL 60068
☎ 708-720-7028

Winnetka Municipal Compost Facility (Inactive)*

County	Cook
Municipality	Winnetka
Location	1390 Willow Road
Location ☎	847-234-5499
Hours of operation	Mon. - Fri.: 7 a.m. - 3:30 p.m.
Wastes Accepted	Grass, Leaves, Brush
Owner	Village of Winnetka
Operator	Village of Winnetka

*Inactive 4-1-01 and throughout 2002.

Facility Facts

Identification number	0313330001
Date/Year Open - Date/Year Closed	2-26-90 - 4-1-01
Permit Expires	4-1-08
Facility Inspected By	Illinois EPA, Des Plaines Regional Office
Permit Mod. #1 renewed permit on 7-22-03; Certificate of Closure pending.	

Landscape Waste Received (cu. yds): 2000, 2001 & 2002

	Grass cu. yds.	Leaves cu. yds.	Brush cu. yds.
2000	2,042	14,654	1,240
2001	0	154	154
2002	0	0	0

Total Landscape Waste Received (tons): 2000, 2001 & 2002

2000 tons per year	3,934
2001 tons per year	54
2002 tons per year	0

2002 Amounts Used/Sold (cubic yards)

	Composted	Chipped/Shredded
Land Reclamation	0	0
Daily Landfill Cover	0	0
Final Landfill Cover	0	0
Landscaping	0	0
Land Application at Agronomic Rates	0	0
Other	0	0
TOTAL	0	0

Contacts

Owner

Village of Winnetka, Public Works
 Steven Saunders
 510 Green Bay Road
 Winnetka, IL 60093
 ☎ 847-501-6051

Operator

Village of Winnetka, Public Works
 Steven Saunders
 510 Green Bay Road
 Winnetka, IL 60093
 ☎ 847-501-6051

Landfills Transfer Stations Compost Facilities



All vehicles coming into a landfill are weighed. This information is used for billing, landfill planning, and payment of appropriate fees.

LANDFILLS IN REGION THREE ACCOUNTED FOR 25.3 PERCENT OF the more than 700.9 million gate cubic yards of capacity statewide on Jan. 1, 2003, the highest in the state.

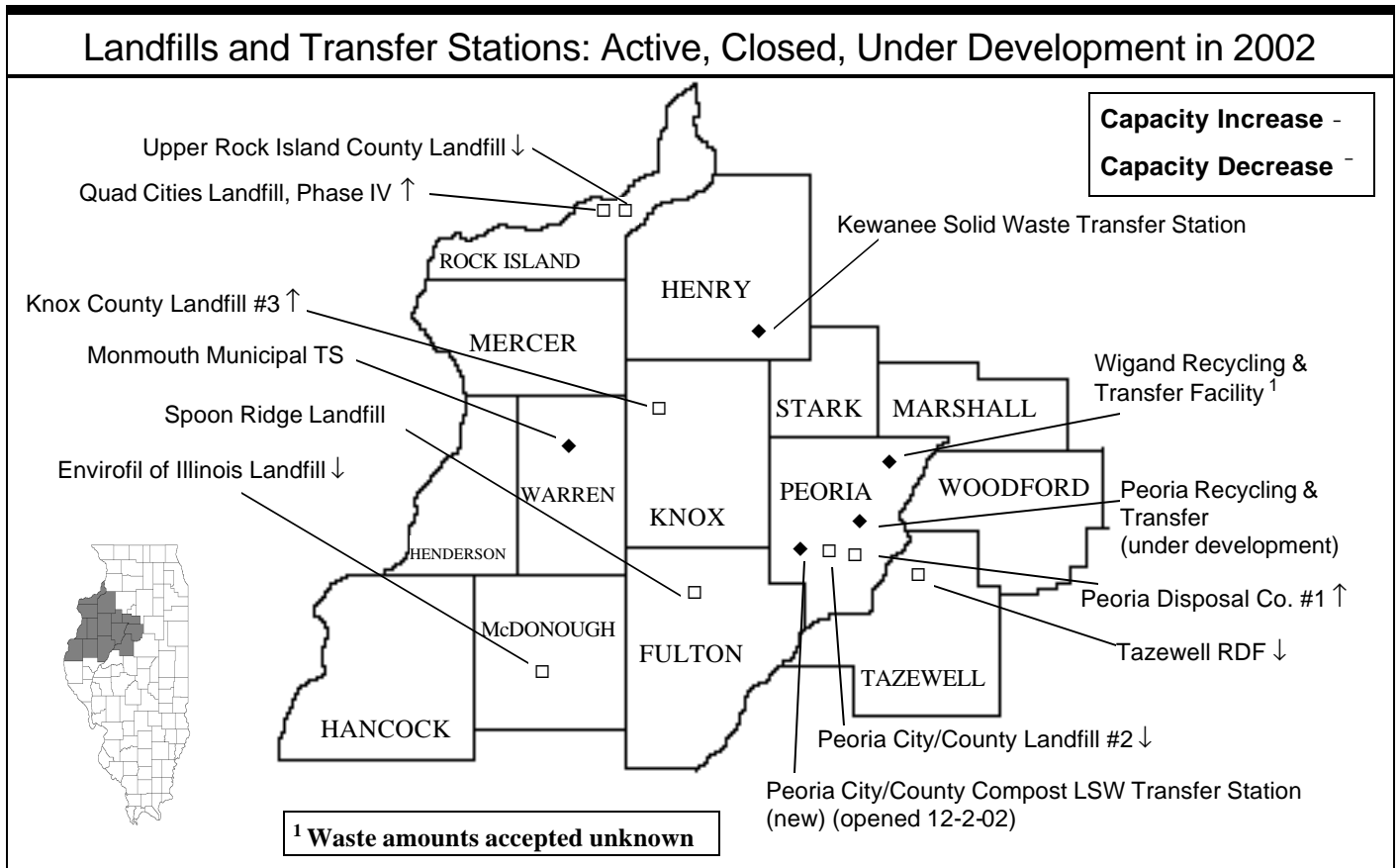
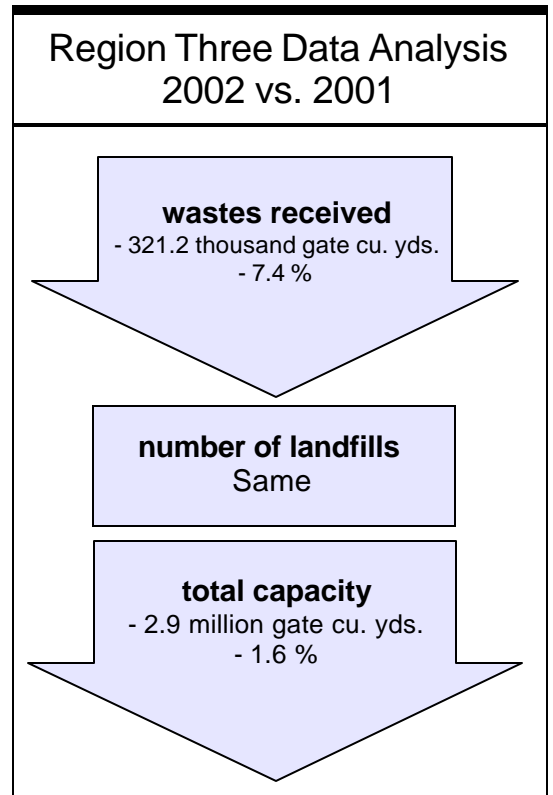
The State's largest landfill, Spoon Ridge Landfill, Fairview, housed 73.6 percent of the capacity in the region, translating to 18.6 percent of the capacity in the State. This landfill received a development permit for an expansion in December of 1997, yet reduced the amount of waste accepted drastically for the past five years. It ranked 51st in terms of wastes received in 2002, yet number one in the State in terms of remaining capacity since 1997. Solid waste planners say rail access would be necessary to increase waste receipts at this site.

Waste disposed decreased slightly

The Region's landfills reported accepting four million gate cubic yards of waste for disposal during 2002.

In Region Three, the amount of waste received in 2002 by eight landfills was only 321.2 thousand gate cubic yards less than that which was received a year earlier, a 7.4 percent decline.

Upper Rock Island Co. Landfill and Quad Cities Landfill, Phase IV ranked 16th and 18th respectively in terms of waste disposed in 2002.



Region Three Solid Waste Statistics

Counties 14
Area (square miles) 8,170
Population (est.) 758,984

Landfill life expectancy
Years remaining 44 ♦

Landfills
Active in 2002 8
Expansion in 2001 1
Open after 2002 8

Transfer Stations
Under Development
in 2002 1
Active in 2002 4
New in 2002 1

Compost facilities
Active in 2002 5

♦Total remaining capacity (from table below) divided by total wastes accepted. Tells how long the region may be served by local landfills at current disposal rates, barring capacity adjustments, until capacity is depleted.

Knox County Landfill #3 expansion

In the 15th annual report, Knox County Landfill #3 reported a 3.5 million in-place cubic yard expansion which was allowed on Nov. 21, 2001, with permit modification #14. Its new capacity makes it 29th in the state.

This landfill is one of the three facilities still publicly operated in the State. The others are city of Salem and city of Freeport (the later reached closure in early 2003).

All of the other active landfills in the Region expect to remain open after 2003.

Permit application pending for expansion

A permit application is pending to expand Envirofil of Illinois Landfill, Macomb, as of Sept. 2003.

Hazardous waste landfills

Peoria Disposal Company's (PDC's) 74-acre facility in Peoria is unique. It was one of the state's two active, commercial hazardous waste landfills in 2002. (CID Recycling and Disposal Facility #4, in Chicago, also holds a permit to accept hazardous waste.) PDC #1 accepted waste from nine states other than Illinois in 2002.

Landfills: Wastes Accepted 2002; Remaining Capacities Jan. 1, 2003

	Municipality	County	Wastes		Capacity		Disp. Area Acres	Close Year
			Cu. Yds.	Rank ¹	Cu. Yds.	Rank ²		
Envirofil of Illinois Landfill ♦	Macomb	McDonough	285,788	35	775,000	41	53.08	2005
Knox County Landfill #3 ♦	Oneida	Knox	435,720	29	6,349,000	26	42	2017
Peoria City/County Landfill #2	Brimfield	Peoria	596,422	25	10,135,000	18	60	2019
Peoria Disposal Co. #1 ♦	Peoria	Peoria	139,075	43	724,000	42	74	2008
Quad Cities Landfill, Phase IV ♦	Milan	Rock Island	877,625	18	11,986,000	16	63	2016
Spoon Ridge Landfill ♦	Fairview	Fulton	13	51	130,465,000	1	372	2046
Tazewell Recycl. and Disp. Facility	East Peoria	Tazewell	774,567	21	1,395,000	37	100	2004
Upper Rock Island County Landfill ♦	East Moline	Rock Island	926,911	16	15,366,000	14	96.8	2019
Total			4,036,121		177,195,000			

♦Six landfills accepted out-of-state wastes during 2002 totaling 837,586 gate cubic yards, or 20.8% of the region's total.

¹ Standing among 51 landfills that accepted wastes during 2002.

² Standing among 51 landfills that reported capacity as of Jan. 1, 2003.

Spoon Ridge Landfill's capacity not readily accessible

The Agency granted Spoon Ridge Landfill, near Fairview, a permit in December 1997, that allowed the facility's owner and operator to expand the disposal area from 80 to 372 acres total landfill area from 995 to 1,038 acres, and raise peak elevation from 813.5 to 915 feet. With a design capacity of 84.6 million airspace cubic yards, the facility has been the state's largest landfill for the past six years.

Six months later, the owners announced a change to temporarily close Spoon Ridge on June 30, 1998, as part of a nationwide effort to cut costs. The landfills owners said, in published reports, they would use the time to continue developing transfer stations and securing waste contracts that will eventually allow wastes from greater Chicago area and southeastern Wisconsin to be transported to Spoon Ridge.

Delegated inspections performed in Tazewell County

The Illinois EPA has delegated inspection authority to Tazewell County Health Department for duties usually performed by the Agency's field office, such as investigating all reports of open dumping and other land pollution incidents, and for inspecting the county's one active landfill and one compost facility.

Transfer station activity relatively unknown . . .

One municipally owned and operated transfer station handled a little more than 10,000 gate tons of waste, a negligible amount compared to the municipal solid wastes landfilled in the Region during 2002. Amounts are underrepresented, because two transfer stations did not voluntarily report. A new landscape waste transfer station, Peoria City/County Compost LSW Transfer Station, Brimfield, opened in December 2002. Peoria Recycling and Transfer is under development in Peoria at the present time.

Questions and Complaints

Illinois EPA Region Three personnel investigate reports of suspected illegal waste disposal, and inspect the Region's landfills, transfer stations and compost facilities, except in **Tazewell County**, where joint responsibility has been delegated to a local authority.

Questions or complaints concerning pollution control facilities, open dumping or other incidents should be directed to the office having jurisdiction over the site:

Illinois EPA
7620 N. University, Suite 201
Peoria, IL 61614
Phone: 309-693-5462
Fax: 309-693-5324

Tazewell County Health Department
21306 Illinois Route 9
Tremont, IL 61568-9252
Phone: 309-477-2223 Ext. 221
Fax: 309-925-4381

Peoria/Quad Cities Area takes in wastes from three other states in 2002

State	Accepted By
Indiana	Envirofil of Illinois LF
Iowa	Four landfills (Knox Co. LF #3, PDC #1 Quad Cities LF, Phase IV & Spoon Ridge LF)
Wisconsin	Quad Cities LF, Phase IV

Transfer Stations: Wastes Handled 2002

	Municipality	County	Tons
	Kewanee	Henry	8,300
	Monmouth	Warren	1,755
	Brimfield	Peoria	0
	Chillicothe	Peoria	0
	Total		10,055

¹ Active, but waste amounts accepted unknown

² New, 12-2-02

Municipal Waste Management Plans

The Solid Waste Planning and Recycling Act requires all Illinois counties and the city of Chicago to develop, adopt and implement 20-year municipal waste management plans.

Plans include programs and recommendations to achieve solid waste management goals, which typically include waste reduction, recycling, incineration and landfilling as program options.

The law requires each plan to include a program designed to recycle 15 percent of municipal wastes by the end of the third year of the program and 25 percent of municipal wastes by the end of the fifth year, depending upon the availability of markets.

Every five years each plan must identify changes in planning areas, evaluate progress in plan implementation and, if necessary, revise plan recommendations and goals. The county also has the option of updating its solid waste generation rate. The plan is then submitted to the Illinois EPA for review and comment.

Five year plan updates have been adopted by Fulton, Henderson, Henry, Knox, Marshall, McDonough, Mercer, Peoria, Rock Island, Stark, Tazewell, Warren and Woodford counties. Ten year plan updates have been adopted by Peoria, Rock Island and Tazewell counties.

Questions concerning these plans and their availability should be directed to the appropriate local administrators listed in Appendix K of this report.

Details concerning Region Three landfills, transfer stations, and compost facilities follow on pages R3.5 through R3.23.

... but composting increased 28 percent

Six of the region's compost facilities processed more than 22,000 gate tons of landscape wastes during 2002, a 28 percent increase from 2001. Fifty percent of the landscape waste handled in 2002, was managed at Peoria City/County Landfill #1. A new compost site in Peoria, LHF Compost, opened on June 4, 2002.

Compost Facilities: Wastes Accepted 2002

	Municipality	County	Tons	
	Knox County Landfill	Wataga	Knox	3,298
NEW	LHF Compost Inc. ¹	Peoria	Peoria	1,453
	Monmouth Municipal	Monmouth	Warren	2,526
	Pekin Composting Facility	Pekin	Tazewell	1,960
	Peoria City/Co. LF #1	Brimfield	Peoria	11,308
	Upper Rock Island County	East Moline	Rock Island	1,876
	Total			22,421

¹ New, opened 6-24-02

Recycling rates range from 1.8 to 34.8 percent

While the Agency does not regulate recycling, it does survey recycling coordinators statewide. Those in Region Three reported recycling rates ranging from 1.8 to 34.8 percent. The regional recycling rate of 25.6 percent is viewed as the average rate for 2002. Only two counties did not report new data for 2002. ♦

Municipal Wastes Recycled

County	Estimated Population	Waste Generated		Waste Recycled	
		Tons	PCD	Tons	Percent
Fulton	38,250	28,189	4.0	4,516	16.0
Hancock	21,146	15,602	4.0	280	1.8
Henderson ^{1&2}	8,213	7,494	5.0	2,128	28.4
Henry ^{1 & 2}	51,020	32,589	3.5	2,561	7.9
Knox ^{1 & 2}	56,400	49,870	4.8	12,300	24.7
Marshall ¹	13,180	9,621	4.0	1,916	19.9
McDonough ¹	32,913	8,429	1.4	2,934	34.8
Mercer ¹	16,957	2,743	0.9	663	24.2
Peoria ²	183,443	325,445	9.7	100,716	30.9
Rock Island	149,374	220,812	8.1	58,890	26.7
Stark ¹	6,332	3,467	3.0	394	11.4
Tazewell	128,521	148,936	6.3	39,557	26.6
Warren ¹	18,735	7,145	2.1	1,995	27.9
Woodford	34,500	38,407	6.1	1,387	3.6
Totals	758,984	898,749	6.5	230,237	25.6%³

¹ Has residential recycling ordinance.

² Has commercial recycling ordinance.

³ Regional average.

Envirofil of Illinois Landfill

County	McDonough
Municipality	Macomb
Location	13998 E. 1400th St.
Location ☎	309-836-2728
Hours of operation	Mon.-Fri.: 7 a.m. - 4:30 p.m.
Wastes accepted	Municipal, nonhazardous special
Tipping fee	\$30 per ton
Owner	Waste Management of Illinois Inc.**
Operator	Waste Management of Illinois Inc.**

Facility Facts

Identification number	1098100003
Design capacity, airspace cu.yds.	1,751,040
Total permitted landfill area, acres	156.1
Permitted disposal area, acres	53.08*
Highest permitted elevation, feet (msl)	744
Leachate monitoring stations	10
Groundwater monitoring wells	24
Methane collection system	Utility landfill gas flare
Years remaining, estimated by landfill	3
Date/year to open -- Date/year to close	1974 - 2005

*Mod. #6 approved expansion of the facility boundary to include the 80.44 ac. parcel north of the disposal area; lateral expansion's footprint is 11.4 ac. Permit application (Log 2002-007) pending Illinois EPA approval.

Wastes Received: 2000, 2001, 2002

	TOTAL WASTES ACCEPTED			OUT-OF-STATE WASTES ACCEPTED		
	gate cu. yds	tons	tons/day	gate cu/yds.	tons	% of total
2000	409,237	124,011	477	1,021	309	0
2001	319,198	96,727	372	1,434	435	0
2002	285,788	86,602	333	1,252	379	0

2000 State of Origin: Illinois, Iowa 2001 State of Origin: Illinois, Iowa 2002 State of Origin: Illinois, Indiana

Remaining Capacities: Jan. 1, 2002 and Jan. 1, 2003

2002 certified gate cu. yds. (tons)	983,000	(298,000)
2003 certified gate cu. yds. (tons)	775,000	(235,000)

Audits and Inspections

Solid Waste Mgt. Fees paid in 2002	\$70,959
Last audited by Illinois EPA	4-18-00, 5-22-01 & 4-4-02
Facility inspected by	Illinois EPA, Peoria Regional Office

Contacts

Owner	Operator
Waste Management of Illinois Inc.**	Waste Management of Illinois Inc.**
13998 E. 1400th St., P.O. Box 375	13998 E. 1400th St., P.O. Box 375
Macomb, IL 61455	Macomb, IL 61455
Contact: Steve Harenberg	Contact: Steve Harenberg
☎ 309-836-2728	☎ 309-836-2728

**A subsidiary of Waste Management Inc. Midwest, 1001 Fannin, Suite 4000, Houston, TX 77002 * 713-512-6200.

Knox County Landfill #3

County	Knox
Municipality	Oneida
Location	996 Knox Road 2150 East
Location ☎	309-343-3121
Hours of operation	Mon.-Fri.: 8 a.m. - 4 p.m.; Sat.: 8 a.m. - noon
Wastes accepted	Municipal, nonhazardous special, C & D debris
Tipping fee	\$22.50 per ton
Owner	Knox County Landfill Committee
Operator	Knox County Landfill #3

Facility Facts

Identification number	0958160003
Design capacity, airspace cu.yds.	1,800,000
Total permitted landfill area, acres	139.7
Permitted disposal area, acres	42
Highest permitted elevation, feet (msl)	845
Leachate monitoring stations	1
Groundwater monitoring wells	8
Methane collection system	Under development
Years remaining, estimated by landfill	15
Date/year to open -- Date/year to close	1982 - 2017

Wastes Received: 2000, 2001, 2002

	TOTAL WASTES ACCEPTED			OUT-OF-STATE WASTES ACCEPTED		
	gate cu. yds	tons	tons/day	gate cu/yds.	tons	% of total
2000	268,560	81,382	313	1,317	399	0
2001	403,940	122,406	471	656	199	0
2002	435,720	132,036	508	555	168	0

2000 State of Origin: Illinois, Iowa 2001 State of Origin: Illinois, Iowa 2002 State of Origin: Illinois, Iowa

Remaining Capacities: Jan. 1, 2002 and Jan. 1, 2003

2002 certified gate cu. yds. (tons)	6,347,000	(1,923,000)
2003 certified gate cu. yds. (tons)	6,349,000	(1,924,000)

Included in 1-1-02 capacity is 3.5 million in-place cu. yds. expansion allowed on 11-21-01 by Permit Modification #14 (2000-300-LF).

Audits and Inspections

Solid Waste Mgt. Fees paid in 2002	\$116,400
Last audited by Illinois EPA	4-24-00, 4-24-01 & 3-27-02
Facility inspected by	Illinois EPA, Peoria Regional Office

Contacts

Owner	Operator
Knox County Landfill Committee	Knox County Landfill #3
Knox County Courthouse	P.O. Box 407
Galesburg, IL 61401	Wataga, IL 61448
Contact: Larry Larson	Contact: Greg Ingle
☎ 309-341-0901	☎ 309-375-6795

Peoria City/County Landfill #2

County	Peoria
Municipality	Brimfield
Location	11501 W. Cottonwood Road
Location ☎	309-565-4281
Hours of operation	Mon.-Sat.: 5 a.m. - 6 p.m.
Wastes accepted	Municipal, nonhazardous special
Tipping fee	\$31 per ton
Owner	Joint City and County of Peoria, Solid Waste Disposal Board
Operator	Peoria City/County LF #2**

Facility Facts

Identification number	1438165003
Design capacity, airspace cu.yds.	7,477,800
Total permitted landfill area, acres	99.6
Permitted disposal area, acres	60
Highest permitted elevation, feet (msl)	782
Leachate monitoring stations	2
Groundwater monitoring wells	9
Methane collection system	None
Years remaining, estimated by landfill	17
Date/year to open -- Date/year to close	3-9-98 - 2019

Wastes Received: 2000, 2001, 2002

	TOTAL WASTES ACCEPTED			OUT-OF-STATE WASTES ACCEPTED		
	gate cu. yds	tons	tons/day	gate cu./yds.	tons	% of total
2000	529,518	160,460	617	0	0	0
2001	596,710	180,821	695	0	0	0
2002	596,422	180,734	695	0	0	0
2000 State of Origin: Illinois only 2001 State of Origin: Illinois only 2002 State of Origin: Illinois only						

Remaining Capacities: Jan. 1, 2002 and Jan. 1, 2003

2002 certified gate cu. yds. (tons)	10,651,000	(3,228,000)
2003 certified gate cu. yds. (tons)	10,135,000	(3,071,000)

Audits and Inspections

Solid Waste Mgt. Fees paid in 2002	\$213,656
Last audited by Illinois EPA	3-14-00, 5-1-01 & 5-28-02
Facility inspected by	Illinois EPA, Peoria Regional Office

Contacts

Owner	Operator
Joint City and County of Peoria, Solid Waste Disposal Board	Peoria City/County LF #2**
419 Fulton St., Room 307	11501 W. Cottonwood Road
Peoria, IL 61602	Brimfield, IL 61517
Contact: Stephen Van Winkle	Contact: Steve Harenberg
☎ 309-494-8800	☎ 309-565-4281

**A subsidiary of Waste Management Inc. Midwest, 1001 Fannin, Suite 4000, Houston, TX 77002 * 713-512-6200. Regional Office: Waste Management of Illinois Inc., 720 Butterfield Road, Lombard, IL 60148 * 630-572-8800

Peoria Disposal Co. #1

County	Peoria
Municipality	Peoria
Location	4349 W. Southport Road
Location ☎	309-674-4238
Hours of operation	Mon.-Fri.: 7 a.m. - 3:30 p.m.
Wastes accepted	Nonhazardous special, hazardous*
Tipping fee	\$100 per ton
Owner	Peoria Disposal Co.
Operator	Peoria Disposal Co.

*Holds permit to accept hazardous waste.

Facility Facts

Identification number	1438120003
Design capacity, airspace cu.yds.	1,847,000
Total permitted landfill area, acres	90
Permitted disposal area, acres	74
Highest permitted elevation, feet (msl)	670
Leachate monitoring stations	9
Groundwater monitoring wells	26
Methane collection system	None
Years remaining, estimated by landfill	5
Date/year to open -- Date/year to close	1979 - 2008

Wastes Received: 2000, 2001, 2002

	TOTAL WASTES ACCEPTED			OUT-OF-STATE WASTES ACCEPTED		
	gate cu. yds	tons	tons/day	gate cu./yds.	tons	% of total
2000	157,408	47,699	183	68,293	20,695	43
2001	122,579	37,145	143	53,930	16,342	44
2002	139,075	42,144	162	64,549	19,560	46

2000 State of Origin: Arkansas, Illinois, Indiana, Iowa, Kansas, Kentucky, Minnesota, Missouri, Nebraska, Tennessee, Wisconsin

2001 State of Origin: Arkansas, Illinois, Indiana, Iowa, Kentucky, Minnesota, Missouri, Nebraska, Tennessee, Wisconsin

2002 State of Origin: Arkansas, Illinois, Indiana, Iowa, Kentucky, Minnesota, Missouri, Nebraska, Tennessee, Wisconsin

Remaining Capacities: Jan. 1, 2002 and Jan. 1, 2003

2002 certified gate cu. yds. (tons)	710,000	(215,000)
2003 certified gate cu. yds. (tons)	724,000	(219,000)

Audits and Inspections

Solid Waste Mgt. Fees paid in 2002	\$3,450
Last audited by Illinois EPA	8-29-00, 9-4-01 & 8-20-02
Facility inspected by	Illinois EPA, Peoria Regional Office

Contacts

Owner Peoria Disposal Co. 4700 N. Sterling Ave. Peoria, IL 61614 Contact: Ron L. Edwards ☎ 309-676-4893	Operator Peoria Disposal Co. 4700 N. Sterling Ave. Peoria, IL 61614 Contact: Ron L. Edwards ☎ 309-676-4893
---	--

Quad Cities Landfill, Phase IV

County	Rock Island
Municipality	Milan
Location	13606 Knoxville Road
Location ☎	309-787-2303
Hours of operation	Mon.-Fri.: 7 a.m. - 4 p.m.; Sat.: 8 a.m. - noon
Wastes accepted	Municipal, nonhazardous special, C & D debris
Tipping fee	\$11 per cubic yard
Owner	Millennium Waste Inc.
Operator	Millennium Waste Inc.

Facility Facts

Identification number	1610400018
Design capacity, airspace cu.yds.	7,544,900
Total permitted landfill area, acres	142.21
Permitted disposal area, acres	63
Highest permitted elevation, feet (msl)	825
Leachate monitoring stations	3
Groundwater monitoring wells	20
Methane collection system	Gas-to-energy
Years remaining, estimated by landfill	14
Date/year to open -- Date/year to close	1983 - 2016

Wastes Received: 2000, 2001, 2002

	TOTAL WASTES ACCEPTED			OUT-OF-STATE WASTES ACCEPTED		
	gate cu. yds	tons	tons/day	gate cu/yds.	tons	% of total
2000	819,814	248,428	955	454,767	137,808	55
2001	856,695	259,605	998	493,370	149,506	58
2002	877,625	265,947	1,023	434,075	131,538	49

2000 State of Origin: Illinois, Iowa, Wisconsin 2001 State of Origin: Illinois, Iowa, Wisconsin 2002 State of Origin: Illinois, Iowa, Wisconsin

Remaining Capacities: Jan. 1, 2002 and Jan. 1, 2003

2002 certified gate cu. yds. (tons)	11,831,000	(3,585,000)
2003 certified gate cu. yds. (tons)	11,986,000	(3,632,000)

Audits and Inspections

Solid Waste Mgt. Fees paid in 2002	\$176,368
Last audited by Illinois EPA	11-27-00, 8-6-01 & 7-15-02
Facility inspected by	Illinois EPA, Peoria Regional Office

Contacts

Owner	Operator
Millennium Waste Inc.	Millennium Waste Inc.
13606 Knoxville Road	13606 Knoxville Road
Milan, IL 61264	Milan, IL 61264
Contact: Dominic Remmes	Contact: Dominic Remmes
☎ 309-787-2303	☎ 309-787-2303

Spoon Ridge Landfill

County	Fulton
Municipality	Fairview
Location	Route 1, Highway 97 North
Location ☎	309-778-2787
Hours of operation	N/A
Wastes accepted	Municipal, nonhazardous special
Tipping fee	N/A
Owner	BFI Waste Systems of North America Inc.**
Operator	BFI Waste Systems of North America Inc.**

Facility Facts

Identification number	0578080002
Design capacity, airspace cu.yds.	84,620,000
Total permitted landfill area, acres	N/A
Permitted disposal area, acres	372
Highest permitted elevation, feet (msl)	915
Leachate monitoring stations	19
Groundwater monitoring wells	32
Methane collection system	None
Years remaining, estimated by landfill	43*
Date/year to open -- Date/year to close	5-31-93 - 2046

*The site is operating in a diminished capacity, due to unfavorable market conditions. Upon re-opening, the waste volume could be three million cu. yds. per year.

Wastes Received: 2000, 2001, 2002

	TOTAL WASTES ACCEPTED			OUT-OF-STATE WASTES ACCEPTED		
	gate cu. yds	tons	tons/day	gate cu/yds.	tons	% of total
2000	10	3	0	0	0	0
2001	19	6	0	19	6	100
2002	13	4	0	13	4	100

2000 State of Origin: Illinois only 2001 State of Origin: Illinois, Iowa 2002 State of Origin: Illinois, Iowa

Remaining Capacities: Jan. 1, 2002 and Jan. 1, 2003

2002 certified gate cu. yds. (tons)	130,465,000	(39,535,000)
2003 certified gate cu. yds. (tons)	130,465,000	(39,535,000)

Audits and Inspections

Solid Waste Mgt. Fees paid in 2002	\$0
Last audited by Illinois EPA	None
Facility inspected by	Illinois EPA, Peoria Regional Office

Contacts

Owner	Operator
BFI Waste Systems of North America Inc.**	BFI Waste Systems of North America Inc.**
Route 1, Highway 97 North	Route 1, Highway 97 North
Fairview, IL 61432	Fairview, IL 61432
Contact: Drew Bergenthal	Contact: Drew Bergenthal
☎ 309-778-2787 or 708-824-3073	☎ 309-778-2787 or 708-824-3073

**A subsidiary of Allied Waste Industries Inc., 15880 N. Greenway-Hayden Loop, Suite 100, Scottsdale, AZ 85260 * 480-627-2700. Regional Office: 13832 S. Kostner, Crestwood, IL 60445 * 708-824-3060

Tazewell Recycling and Disposal Facility

County	Tazewell
Municipality	East Peoria
Location	3550 E. Washington St.
Location ☎	309-694-0295
Hours of operation	Mon.-Sat.: 5 a.m. - 6 p.m.
Wastes accepted	Municipal, nonhazardous special, liquids for solidification
Tipping fee	\$32.50 per ton
Owner	Waste Management of Illinois Inc.**
Operator	Waste Management of Illinois Inc.**

Facility Facts

Identification number	1798060004
Design capacity, airspace cu.yds.	7,454,878
Total permitted landfill area, acres	154
Permitted disposal area, acres	100
Highest permitted elevation, feet (msl)	764.8
Leachate monitoring stations	2
Groundwater monitoring wells	20
Methane collection system	Gas-to-energy
Years remaining, estimated by landfill	2
Date/year to open -- Date/year to close	1975 - 2004

Wastes Received: 2000, 2001, 2002

	TOTAL WASTES ACCEPTED			OUT-OF-STATE WASTES ACCEPTED		
	gate cu. yds	tons	tons/day	gate cu./yds.	tons	% of total
2000	1,190,980	360,903	1,388	0	0	0
2001	1,117,858	338,745	1,303	0	0	0
2002	774,567	234,717	903	0	0	0

2000 State of Origin: Illinois only 2001 State of Origin: Illinois only 2002 State of Origin: Illinois only

Remaining Capacities: Jan. 1, 2002 and Jan. 1, 2003

2002 certified gate cu. yds. (tons)	2,400,000	(727,000)
2003 certified gate cu. yds. (tons)	1,395,000	(423,000)

Audits and Inspections

Solid Waste Mgt. Fees paid in 2002	\$220,018
Last audited by Illinois EPA	4-4-00, 7-17-01 & 5-9-02
Facility inspected by	Tazewell County Health Department & Illinois EPA, Peoria Regional Office

Contacts

Owner	Operator
Waste Management of Illinois Inc.**	Waste Management of Illinois Inc.**
3550 E. Washington St.	3550 E. Washington St.
East Peoria, IL 61611	East Peoria, IL 61611
Contact: Steve Harenberg	Contact: Steve Harenberg
☎ 309-694-0295	☎ 309-694-0295

**A subsidiary of Waste Management Inc. Midwest, 1001 Fannin, Suite 4000, Houston, TX 77002 * 713-512-6200. Regional Office: Waste Management of Illinois Inc., 720 Butterfield Road, Lombard, IL 60148 * 630-572-8800

Upper Rock Island County Landfill

County	Rock Island
Municipality	East Moline
Location	17201 20th Ave. North
Location ☎	309-496-2396
Hours of operation	Mon.-Fri.: 7 a.m. - 4 p.m.; Sat.: 7 a.m. - noon
Wastes accepted	Municipal, nonhazardous special
Tipping fee	\$34 per ton
Owner	Upper Rock Island County Landfill Inc.**
Operator	Upper Rock Island County Landfill Inc.**

Facility Facts

Identification number	1618100014
Design capacity, airspace cu.yds.	9,071,000
Total permitted landfill area, acres	195
Permitted disposal area, acres	96.8
Highest permitted elevation, feet (msl)	742
Leachate monitoring stations	10
Groundwater monitoring wells	15
Methane collection system	Gas-to-energy
Years remaining, estimated by landfill	17
Date/year to open -- Date/year to close	12-31-81 - 2019

Permit modification #15 issued 10-6-00 allowed an increase of 1.9 million cu. yds. capacity.

Wastes Received: 2000, 2001, 2002

	TOTAL WASTES ACCEPTED			OUT-OF-STATE WASTES ACCEPTED		
	gate cu. yds	tons	tons/day	gate cu./yds.	tons	% of total
2000	1,079,030	326,979	1,258	445,089	134,875	41
2001	940,298	284,939	1,096	363,982	110,298	39
2002	926,911	280,882	1,080	337,082	102,146	36

2000 State of Origin: Illinois, Iowa 2001 State of Origin: Illinois, Iowa 2002 State of Origin: Illinois, Iowa

Remaining Capacities: Jan. 1, 2002 and Jan. 1, 2003

2002 certified gate cu. yds. (tons)	16,677,000	(5,054,000)
2003 certified gate cu. yds. (tons)	15,366,000	(4,656,000)

Audits and Inspections

Solid Waste Mgt. Fees paid in 2002	\$265,047
Last audited by Illinois EPA	11-28-00, 8-7-01 & 7-16-02
Facility inspected by	Illinois EPA, Peoria Regional Office

Contacts

Owner	Operator
Upper Rock Island County Landfill Inc.**	Upper Rock Island County Landfill Inc.**
P.O. Box 159	P.O. Box 159
East Moline, IL 61244	East Moline, IL 61244
Contact: Dave Geier	Contact: Dave Geier
☎ 309-496-2396	☎ 309-496-2396

**A subsidiary of Allied Waste Industries Inc., 15880 N. Greenway-Hayden Loop, Suite 100, Scottsdale, AZ 85260 * 480-627-2700. Regional Office: 13832 S. Kostner, Crestwood, IL 60445 * 708-824-3060

Kewanee Solid Waste Transfer Station (Active)

County	Henry
Municipality	Kewanee
Location	Fisher Avenue
Location ☎	309-852-5286
Hours of operation	Mon. - Sat.: 8 a.m. - 2 p.m.
Wastes accepted	Municipal, C & D debris
Tipping fee	\$34.56/ton
Owner	City of Kewanee
Operator	City of Kewanee

Facility Facts

Identification number	0730650023
Opened, year	1993
Facility acreage	2.1

Wastes Received: 2000, 2001, 2002

	<u>Tons per year</u>	<u>Tons per day (average)</u>
2000	10,000	40
2001	8,500	34
2002	8,300	34

Inspections

Facility inspected by	Illinois EPA, Peoria Regional Office
------------------------------	--------------------------------------

Contacts

Owner	Operator
City of Kewanee Kip Spear 401 E. Third St. Kewanee, IL 61443 ☎ 309-852-2611	City of Kewanee Kip Spear 401 E. Third St. Kewanee, IL 61443 ☎ 309-852-2611

Monmouth Municipal Transfer Station (Active)

County	Warren
Municipality	Monmouth
Location	836 186th Ave.
Location ☎	309-734-2515
Hours of operation	Mon. - Fri.: 8 a.m. - 4 p.m.; Sat.: 8 a.m. - noon
Wastes accepted	Municipal
Tipping fee	\$17.50/yd.(compacted), \$8.50/yd. (loose)
Owner	City of Monmouth
Operator	City of Monmouth

Facility Facts

Identification number	1878080001
Opened, year	1983
Facility acreage	3.5

Wastes Received: 2000, 2001, 2002

	<u>Tons per year</u>	<u>Tons per day (average)</u>
2000	2,927	10
2001	0	0
2002	1,755	7

Inspections

Facility inspected by	Illinois EPA, Peoria Regional Office
------------------------------	--------------------------------------

Contacts

Owner	Operator
City of Monmouth	City of Monmouth
Andrew Jackson	Andrew Jackson
100 E. Broadway	100 E. Broadway
Monmouth, IL 61462	Monmouth, IL 61462
☎ 309-734-2141	☎ 309-734-2141

Peoria City/County Compost LSW Transfer Station (New)

County	Peoria
Municipality	Brimfield
Location	Peoria City/County Landfill #2
Location ☎	N/A
Hours of operation	Mon. - Sat. 6 a.m. - 7 p.m.
Wastes accepted	Landscape Waste Only
Tipping fee	N/A
Owner	Joint City and County of Peoria Solid Waste Disposal Board
Operator	Waste Management of Illinois Inc.**

Facility Facts

Identification number	1438165005
Opened, year	2002
Facility acreage	1.4

Opened 12-2-02.

Wastes Received: 2000, 2001, 2002

	<u>Tons per year</u>	<u>Tons per day (average)</u>
2000	0	0
2001	0	0
2002	0	0

Inspections

Facility inspected by	Illinois EPA, Peoria Regional Office
------------------------------	--------------------------------------

Contacts

Owner	Operator
Joint City and County of Peoria Solid Waste Disposal Board	Waste Management of Illinois Inc.**
Steve Van Winkle	Steve Harenberg
419 Fulton	11501 W. Cottonwood
Peoria, IL 61602	Brimfield, IL 61517
☎ 309-494-8800	☎ 309-688-0760

**A subsidiary of Waste Management Inc. Midwest, 1001 Fannin, Suite 4000, Houston, TX 77002 * 713-512-6200. Regional Office: Waste Management of Illinois Inc., 720 Butterfield Road, Lombard, IL 60148 * 630-572-8800

Peoria Recycling and Transfer (Under Development)

County	Peoria
Municipality	Peoria
Location	4349 1/2 W. Southport Road B
Location ☎	309-676-4893
Hours of operation	Mon. - Fri.: 5 a.m. - 9 p.m., Sat.: 5 a.m. - 2 p.m.
Wastes accepted	Municipal, recyclables, landscape waste*
Tipping fee	N/A
Owner	Peoria Recycling and Transfer Facility Inc.**
Operator	Peoria Recycling and Transfer Facility Inc.

*Maximum volume = 1,200 tons MW; 30 tons recyclables; two tons LSW stored at any time.

Facility Facts

Identification number	1438075007
Opened, year	UD*
Facility acreage	2.029

*Dev. Permit issued 7-26-00, Expected open late 2003.

Wastes Received: 2000, 2001, 2002

	<u>Tons per year</u>	<u>Tons per day (average)</u>
2000	0	0
2001	0	0
2002	0	0

Inspections

Facility inspected by	Illinois EPA, Peoria Regional Office
------------------------------	--------------------------------------

Contacts

Owner	Operator
Peoria Recycling and Transfer Facility Inc.**	Peoria Recycling and Transfer Facility Inc.
Ron Edwards	Ron Edwards
P.O. Box 9071	P.O. Box 9071
Peoria, IL 61612-9071	Peoria, IL 61612-9071
☎ 309-676-4893	☎ 309-676-4893

**A subsidiary of Coulter Companies, P.O. Box 9071, Peoria, IL 61612-9071 * 309-676-4893

Wigand Recycling & Transfer Facility (Active)

County	Peoria
Municipality	Chillicothe
Location	19908 N. Route 29
Location ☎	309-274-4589
Hours of operation	Mon. - Fri.: 5:30 a.m.- 6 p.m.; Sat. 7a.m.- 2p.m.
Wastes accepted	Municipal, recyclables, landscape waste
Tipping fee	N/A
Owner	Wigand Disposal Co.**
Operator	Wigand Disposal Co.

Facility Facts

Identification number	1430205031
Opened, year	1998
Facility acreage	2.1

Wastes Received: 2000, 2001, 2002

	<u>Tons per year</u>	<u>Tons per day (average)</u>
2000	6,903	27
2001	0	0
2002	0	0

Active, but waste receipts unknown.

Inspections

Facility inspected by	Illinois EPA, Peoria Regional Office
------------------------------	--------------------------------------

Contacts

Owner	Operator
Wigand Disposal Co.**	Wigand Disposal Co.
Ron Edwards	Ron Edwards
P.O. Box 9071	P.O. Box 9071
Peoria, IL 61612-9071	Peoria, IL 61612-9071
☎ 309-676-4893	☎ 309-676-4893

**A subsidiary of Coulter Companies, P.O. Box 9071, Peoria, IL 61612-9071 * 309-676-4893

Knox County Landfill Compost Site

County	Knox
Municipality	Wataga
Location	one mile east of US 34 & IL 67
Location ☎	309-375-6795
Hours of operation	Mon. - Sat. 5 a.m. - 6 p.m.
Wastes Accepted	Landscape waste
Owner	Knox County Landfill Dept.
Operator	Knox County Landfill Dept.

Facility Facts

Identification number	0950600001
Date/Year Open - Date/Year Closed	4-10-90 -
Permit Expires	5-5-03
Facility Inspected By	Illinois EPA, Peoria Regional Office

Log #2003-046 received 5-6-03; permit renewal pending as of 9-25-03.

Landscape Waste Received (cu. yds): 2000, 2001 & 2002

	Grass cu. yds.	Leaves cu. yds.	Brush cu. yds.
2000	0	0	0
2001	0	0	0
2002	0	0	0

Total Landscape Waste Received (tons): 2000, 2001 & 2002

2000 tons per year	4,318
2001 tons per year	3,287
2002 tons per year	3,298

2002 Amounts Used/Sold (cubic yards)

	Composted	Chipped/Shredded
Land Reclamation	0	0
Daily Landfill Cover	0	0
Final Landfill Cover	810	0
Landscaping	0	0
Land Application at Agronomic Rates	0	0
Other	0	0
TOTAL	810	0

Contacts

Owner

Knox County Landfill Dept.
Larry Larson
1361 W. Fremont St.
Galesburg, IL 61401
☎ 309-341-0901

Operator

Knox County Landfill Dept.
Larry Larson
1361 W. Fremont St.
Galesburg, IL 61401
☎ 309-341-0901

LHF Compost Inc. (New)

County	Peoria
Municipality	Peoria
Location	SW 1/4, S16, T.8N, R7E of 4th P.M.
Location ☎	309-697-0963 or 309-256-6818
Hours of operation	N/A
Wastes Accepted	Grass, Leaves, Brush*
Owner	Anna L. Pille
Operator	LHF Compost Inc.

*Maximum capacity equals 60,000 cu. yds. per year.

Facility Facts

Identification number	1430655530
Date/Year Open - Date/Year Closed	6-4-02 -
Permit Expires	12-15-06
Facility Inspected By	Illinois EPA, Peoria Regional Office

Permitted to operate 6-4-02.

Landscape Waste Received (cu. yds): 2000, 2001 & 2002

	Grass cu. yds.	Leaves cu. yds.	Brush cu. yds.
2000	0	0	0
2001	0	0	0
2002	920	5,075	465

Estimated by operator based on 6,460 total cu. yds. received.

Total Landscape Waste Received (tons): 2000, 2001 & 2002

2000 tons per year	0
2001 tons per year	0
2002 tons per year	1,453

2002 Amounts Used/Sold (cubic yards)

	Composted	Chipped/Shredded
Land Reclamation	0	0
Daily Landfill Cover	0	0
Final Landfill Cover	0	0
Landscaping	145	0
Land Application at Agronomic Rates	1,200	0
Other	0	0
TOTAL	1,345	0

Contacts

Owner

Anna L. Pille
11510 W. Grub Rd.
Mapleton, IL 61547
☎ 309-565-4826

Operator

LHF Compost Inc.
Paul Rosenbohm
8412 W. Middle Rd.
Peoria, IL 61547
☎ 309-697-0963

Monmouth Municipal

County	Warren
Municipality	Monmouth
Location	836 186th Ave.
Location ☎	309-734-2515
Hours of operation	Mon. - Fri. 8 a.m. - 4 p.m.; Sat.: 8 a.m. - noon
Wastes Accepted	Grass, Leaves, Brush
Owner	City of Monmouth
Operator	City of Monmouth

Facility Facts

Identification number	1878080001
Date/Year Open - Date/Year Closed	6-15-90 -
Permit Expires	6-20-03
Facility Inspected By	Illinois EPA, Peoria Regional Office

Log #2003-115 permit renewal pending.

Landscape Waste Received (cu. yds): 2000, 2001 & 2002

	Grass cu. yds.	Leaves cu. yds.	Brush cu. yds.
2000	4,161	3,551	0
2001	2,780	2,998	4,073
2002	3,238	4,528	2,168

Total Landscape Waste Received (tons): 2000, 2001 & 2002

2000 tons per year	2,941
2001 tons per year	2,323
2002 tons per year	2,526

2002 Amounts Used/Sold (cubic yards)

	Composted	Chipped/Shredded
Land Reclamation	0	0
Daily Landfill Cover	0	0
Final Landfill Cover	0	0
Landscaping	391	133
Land Application at Agronomic Rates	0	0
Other	0	0
TOTAL	391	133

Contacts

Owner

City of Monmouth
 Andrew Jackson
 100 E. Broadway
 Monmouth, IL 61462
 ☎ 309-734-2141

Operator

City of Monmouth
 Andrew Jackson
 101 E. Broadway
 Monmouth, IL 61462
 ☎ 309-734-2141

Pekin Composting Facility

County	Tazewell
Municipality	Pekin
Location	14379 Illinois Route 29
Location ☎	309-353-3333
Hours of operation	Mon. - Fri. 7:30 a.m. - 4 p.m.
Wastes Accepted	Grass, Leaves, Brush
Owner	Jerry Mahoney
Operator	City of Pekin

Facility Facts

Identification number	1790600019
Date/Year Open - Date/Year Closed	4-13-94 -
Permit Expires	4-12-04
Facility Inspected By	Tazewell County Health Dept. & Illinois EPA, Peoria Regional Office

Landscape Waste Received (cu. yds): 2000, 2001 & 2002

	Grass cu. yds.	Leaves cu. yds.	Brush cu. yds.
2000	2,753	2,753	2,753
2001	3,181	2,753	2,753
2002	2,351	3,200	2,830

Total Landscape Waste Received (tons): 2000, 2001 & 2002

2000 tons per year	2,013
2001 tons per year	2,246
2002 tons per year	1,960

2002 Amounts Used/Sold (cubic yards)

	Composted	Chipped/Shredded
Land Reclamation	0	0
Daily Landfill Cover	0	0
Final Landfill Cover	0	0
Landscaping	0	0
Land Application at Agronomic Rates	8,381	0
Other	0	0
TOTAL	8,381	0

Contacts

Owner

Jerry Mahoney
14379 Illinois Route 29
Pekin, IL 61554
☎ 309-347-7166

Operator

City of Pekin
Jerry Mahoney
400 Margaret St.
Pekin, IL 61554
☎ 309-347-7166

Peoria City/County Landfill #1 Compost Site

County	Peoria
Municipality	Brimfield
Location	11501 W. Cottonwood Road
Location ☎	309-688-0760
Hours of operation	Mon. - Sat. 6 a.m. - 7 p.m.
Wastes Accepted	Grass, Leaves, Brush
Owner	City of Peoria/County of Peoria Joint Solid Waste Disposal Facility Board
Operator	Waste Management of Illinois Inc. **

New operator in 2001.

Facility Facts

Identification number	1438165005
Date/Year Open - Date/Year Closed	6-1-90 -
Permit Expires	6-1-03
Facility Inspected By	Illinois EPA, Peoria Regional Office

Log #2003-074 to renew permit for five more years pending as of 9-25-03.

Landscape Waste Received (cu. yds): 2000, 2001 & 2002

	Grass cu. yds.	Leaves cu. yds.	Brush cu. yds.
2000	518	1,037	3,629
2001	1,933	7,732	36,083
2002	2,827	11,308	52,769

Total Landscape Waste Received (tons): 2000, 2001 & 2002

2000 tons per year	959
2001 tons per year	7,732
2002 tons per year	11,308

2002 Amounts Used/Sold (cubic yards)

	Composted	Chipped/Shredded
Land Reclamation	0	0
Daily Landfill Cover	0	150
Final Landfill Cover	0	0
Landscaping	0	0
Land Application at Agronomic Rates	595	0
Other	0	0
TOTAL	595	150

Contacts

Owner	Operator
City of Peoria/County of Peoria Joint Solid Waste Disposal Facility Board Stephen VanWinkle 419 Fulton St., Room 307 Peoria, IL 61602 ☎ 309-494-8800	Waste Management of Illinois Inc. ** Steven R. Harenberg 3550 E. Washington St. East Peoria, IL 61611 ☎ 309-694-0295

**A subsidiary of Waste Management Inc. Midwest, 1001 Fannin, Suite 4000, Houston, TX 77002 * 713-512-6200. Regional Office: Waste Management of Illinois Inc., 720 Butterfield Road, Lombard, IL 60148 * 630-572-8800

Upper Rock Island County Landfill Compost Site

County	Rock Island
Municipality	East Moline
Location	17201 20th Ave. North
Location ☎	309-496-2396
Hours of operation	Mon. - Fri. 7 a.m. - 4 p.m.; Sat.: 7 a.m. - noon
Wastes Accepted	Grass, Leaves, Brush
Owner	Upper Rock Island County Landfill**
Operator	Upper Rock Island County Landfill**

Facility Facts

Identification number	1618100014
Date/Year Open - Date/Year Closed	8-16-93 -
Permit Expires	9-1-06*
Facility Inspected By	Illinois EPA, Peoria Regional Office

*Permit renewal approved on 11-19-01. New permit #2001-354-DE/OP issued 12-13-01.

Landscape Waste Received (cu. yds): 2000, 2001 & 2002

	Grass cu. yds.	Leaves cu. yds.	Brush cu. yds.
2000	6,408	1,131	1,258
2001	4,395	0	605
2002	2,718	2,718	1,629

Total Landscape Waste Received (tons): 2000, 2001 & 2002

2000 tons per year	2,098
2001 tons per year	1,923
2002 tons per year	1,876

2002 Amounts Used/Sold (cubic yards)

	Composted	Chipped/Shredded
Land Reclamation	0	0
Daily Landfill Cover	5,437	1,876
Final Landfill Cover	0	0
Landscaping	0	0
Land Application at Agronomic Rates	0	0
Other	0	0
TOTAL	5,437	1,876

Contacts

Owner	Operator
Upper Rock Island County Landfill**	Upper Rock Island County Landfill**
David Geier	David Geier
P.O. Box 159	P.O. Box 159
East Moline, IL 61244	East Moline, IL 61244
☎ 309-496-2396	☎ 309-496-2396

**A subsidiary of Allied Waste Industries Inc., 15880 N. Greenway-Hayden Loop, Suite 100, Scottsdale, AZ 85260 * 480-627-2700. Regional Office: 13832 S. Kostner, Crestwood, IL 60445 * 708-824-3060

Landfills Transfer Stations Compost Facilities



Groundwater monitoring wells, like these, are constructed around the site prior to it receiving waste. These wells are then sampled periodically during operation and post closure to ensure that groundwater is not being adversely impacted.

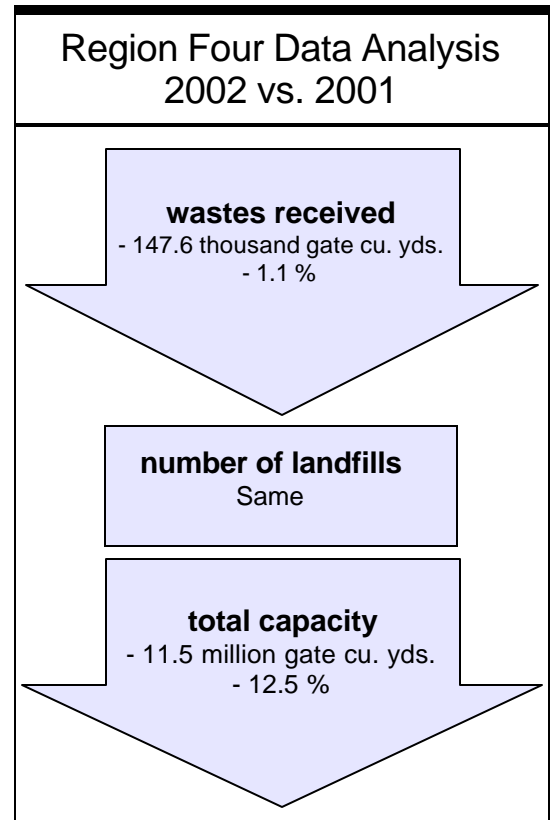
LIVINGSTON LANDFILL HELPED ITS REGION REPORT THE SECOND highest waste share behind Chicago Metropolitan (Region Two) with more than 13.8 million gate cubic yards of wastes accepted during 2002.

Livingston Landfill, Pontiac, accepted more waste than any other landfill in the State, a total of more than 9.6 million gate cubic yards, which is more than double that of the next largest recipient. Onyx/Orchard Hills Landfill, Davis Junction, took the number two slot, having accepted 4.4 million gate cubic yards of waste in 2002.

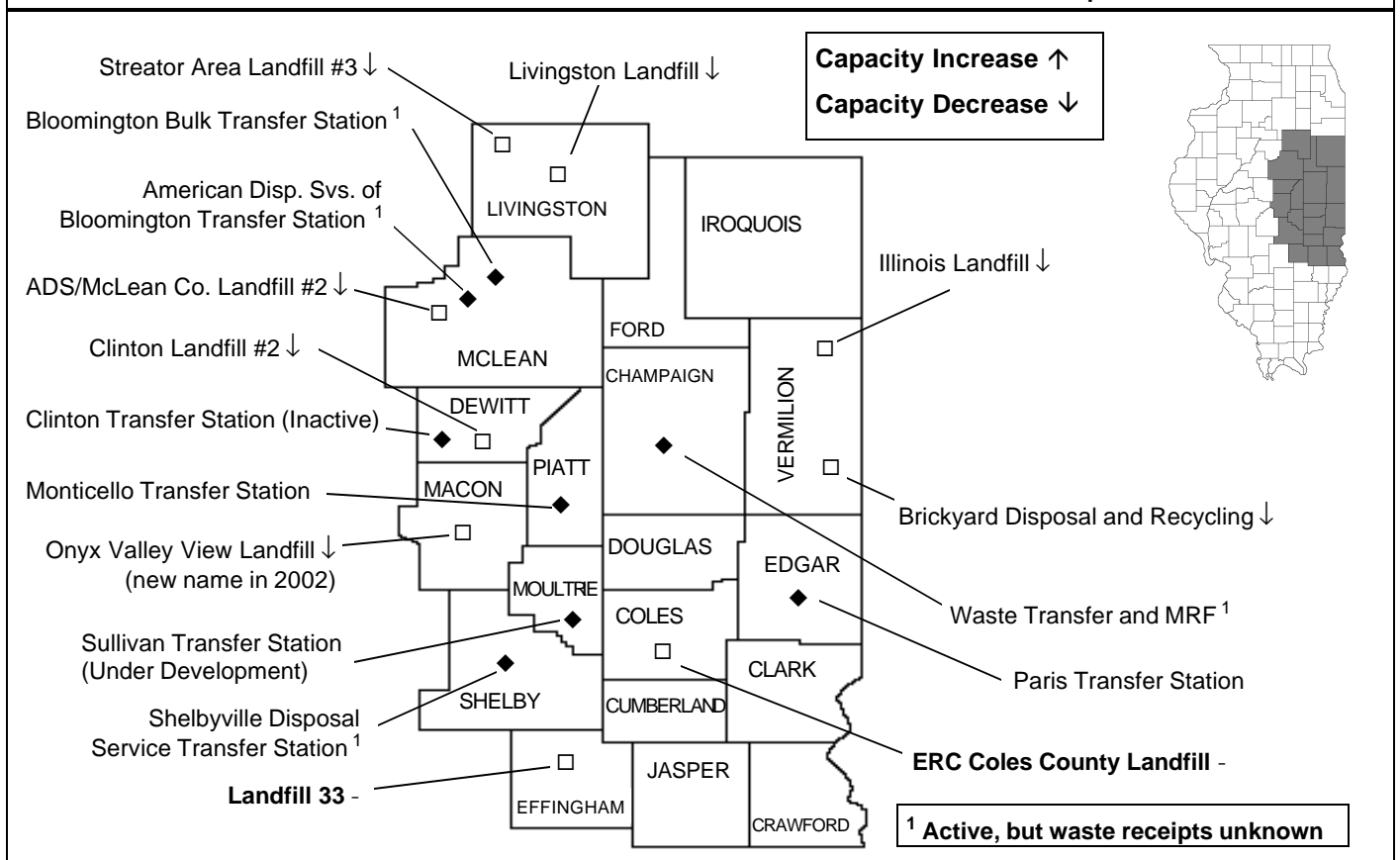
Illinois EPA approves landfill expansions at two landfills

As of Jan. 1, 2003, 80.7 million gate cubic yards of landfill capacity was available in Region Three. An expansion of almost 1.2 million in-place cubic yards was approved for Landfill 33, Effingham on June 28, 2002. Two lateral expansions totaling 1.6 million in-place cubic yards at ERC Coles County Landfill, Charleston, were approved on May 13th and September 10th in 2002.

Not included in the Jan. 1, 2003 capacity figure: Streator Area Landfill's expansion approved June 4, 2003, and a new cell which opened at Brickyard Disposal and Recycling, Danville, on Feb. 7, 2003. This means that Streator Area Landfill will not close in 2003.



Landfills and Transfer Stations: Active, Closed, Under Development in 2002



Region Four Solid Waste Statistics

Counties 19
Area (square miles) 12,096
Population (est.) 857,253

Landfill life expectancy
Years remaining 6 ♦

Landfills
Active in 2002 9
Open past 2003 8

Transfer Stations
Active in 2002 6
Under development in 2002 1

Compost facilities
Active in 2002 4
Became inactive in 2002 2

♦ Total remaining capacity (from table below) divided by total wastes accepted. Tells how long the region may be served by local landfills at current disposal rates, barring capacity adjustments, until capacity is depleted.

Three landfills rank in top 15 for capacity remaining

Three landfills in Region Four made the top 15 list for capacity remaining. Illinois Landfill, Hoopeston, ranked 9th in capacity as of Jan. 1, 2003; Brickyard Disposal and Recycling ranked 11th; and Livingston Landfill comes in at number 13.

Livingston Landfill dominated waste receipts in the region and in Illinois

During 2002, Region Four's nine active landfills accepted more than 13.8 million gate cubic yards of wastes, a reduction of some 147.6 thousand gate cubic yards under 2001's total, although only a 1.1 percent decline.

Livingston Landfill accepted 9.6 million gate cubic yards of wastes, or about 70 percent of wastes landfilled in the region. Livingston led the region and ranked first in the state for wastes received during the year.

Ambraw Valley, Macon and Vermilion counties have delegated duties

The Illinois EPA has delegated inspection authority to Ambraw Valley Solid Waste Agency, the Macon County Solid Waste Management Department and the Vermilion County Health Department.

Landfills: Wastes Accepted 2002; Remaining Capacities Jan. 1, 2003

	Municipality	County	Wastes		Capacity		Disp. Area Acres	Close Year
			Cu. Yds.	Rank ¹	Cu. Yds.	Rank ²		
ADS/McLean County Landfill #2 ³	Bloomington	McLean	517,121	26	836,000	40	31	2005
Brickyard Disp. and Recyc. ♦ ⁴	Danville	Vermilion	995,895	14	20,524,000	11	152	2023
Clinton Landfill #2 ♦	Clinton	DeWitt	881,215	17	5,270,000	29	63.9	2009
ERC Coles County Landfill ⁵	Charleston	Coles	298,080	34	1,814,000	36	43	2009
Illinois Landfill ♦	Hoopeston	Vermilion	281,469	36	22,154,000	9	120.5	2082
Landfill 33 ⁶	Effingham	Effingham	174,887	41	3,607,000	34	40.6	2024
Livingston Landfill	Pontiac	Livingston	9,630,512	1	19,351,000	13	254	2004
Onyx Valley View Landfill ♦ ⁷	Decatur	Macon	859,173	19	7,070,000	25	64.1	2011
Streator Area Landfill #3 ♦ ⁸	Streator	Livingston	173,077	42	86,000	47	20.4	2003
Totals			13,811,429		80,712,000			

♦ Five landfills accepted out-of-state wastes during 2002 totaling 46,621 gate cubic yards, or < 1% of the region's total.

¹ Standing among 51 landfills that accepted wastes during 2002.

² Standing among 51 landfills that reported capacity as of Jan. 1, 2003.

³ Site re-activated in June 2000 on a full-scale basis, estimated site average is 500 tons/day.

⁴ Operation of Cell 4C approved 2-7-03.

⁵ Permit for vertical expansion approved on 6-14-01; permits for lateral expansion of one million and 600,000 in-place cubic yards approved on 5-13-02 and 9-10-02.

⁶ Permit for a vertical expansion of 1.2 million in-place cubic yards approved on 6-28-02.

⁷ New name, new owners and new operators in 2002.

⁸ Expansion permit approved by Illinois EPA on 6-4-03, will not close in 2003.

Delegation agreements authorize these agencies to conduct many of the duties that would otherwise have to be performed by the Illinois EPA field office and reports of open dumping, and inspecting landfills, transfer: investigating and enforcing suspected violations of land pollution laws, landfills, transfer stations and compost facilities permitted through the Agency's Bureau of Land.

Ambraw Valley inspects one active landfill and several closed sites. Macon County has one active landfill, which changed owners, operators and its name in 2002. Macon County also inspects two compost facilities. Vermilion County has two active landfills and one compost facility within its borders. Neither county contains transfer stations.

Transfer Station reporting is voluntary

Only one of the Region's transfer stations voluntarily reported solid wastes accepted in 2002. A new transfer station in Sullivan has not received its operating permit. Clinton Transfer Station was inactive during 2001 and 2002, but was not certified closed. The 1,400 ton figure of waste receipts voluntarily reported underrepresents what is happening in the region.

Transfer Stations: Wastes Handled 2002			
	Municipality	County	Tons
American Disp. Serv. TS ¹	Bloomington	McLean	0
Bloomington Bulk Transfer ¹	Bloomington	McLean	0
Monticello Transfer Station	Monticello	Piatt	1,400
Paris Transfer Station ¹	Paris	Edgar	0
Shelbyville Disposal Service ¹	Shelbyville	Shelby	0
Waste Transfer & MRF ¹	Champaign	Champaign	0
Total			1,400

¹ Active, but waste receipts unknown.

Composting activity reported to Illinois EPA

Almost 18,000 gate tons of landscape wastes were processed at three compost facilities in Region Four. One site did not report in 2002, because it went out of business.

Compost Facilities: Wastes Accepted 2002			
	Municipality	County	Tons
Brickyard Disposal & Recycling	Danville	Vermilion	6,008
Coles County Landfill ¹	Charleston	Coles	4
Landscape Recycling Center	Urbana	Champaign	11,754
Macon County Composting ¹	Decatur	Macon	0
Total			17,766

¹ Did not report in 2002, out of business.

Questions and Complaints

Illinois EPA Region Four personnel investigate reports of suspected illegal waste disposal, and inspect the region's landfills, transfer stations and compost facilities, except in **Crawford, Macon and Vermilion counties**, where joint responsibility has been delegated to local authorities.

Questions or complaints concerning pollution control facilities, open dumping or other incidents should be directed to the office having jurisdiction over the site:

Illinois EPA
2125 S. 1st St.
Champaign, IL 61820
Phone: 217-278-5800
Fax: 217-278-5808

Ambraw Valley Solid Waste Agency
(Crawford County)
P.O. Box 83, 1630-1700 S. Eaton St.
Robinson, IL 62454
Phone: 217-544-7045
Fax: 618-544-5027

Macon County Solid Waste
Management Department
Room 501
141 S. Main
Decatur, IL 62523
Phone: 217-425-1393
Fax: 217-424-1459

Vermilion County Health Department
200 S. College St., Suite A
Danville, IL 61832
Phone: 217-431-2662
Fax: 217-431-7483

Region Four's Inactive Compost Sites

Coles County Landfill ¹ Charleston
Macon County Landfill ² Decatur

¹ No longer operating after spring 2002

² No longer operating as of June 2001, Certificate of Closure pending

Municipal Waste Management Plans

The Solid Waste Planning and Recycling Act requires all Illinois counties and the city of Chicago to develop, adopt and implement 20-year municipal waste management plans.

Plans include programs and recommendations to achieve solid waste management goals, which typically include waste reduction, recycling, incineration and landfilling as program options.

The law requires each plan to include a program designed to recycle 15 percent of municipal wastes by the end of the third year of the program and 25 percent of municipal wastes by the end of the fifth year, depending upon the availability of markets.

Every five years each plan must identify changes in planning areas, evaluate progress in plan implementation and, if necessary, revise plan recommendations and goals. The county also has the option of updating its solid waste generation rate. The plan is then submitted to the Illinois EPA for review and comment.

Five year plan updates were submitted by Champaign, Clark, Crawford, DeWitt, Douglas, Effingham, Fayette, Iroquois, Jasper, Livingston, Macon, McLean and Vermilion Counties. Champaign, Iroquois and McLean Counties completed ten year plan updates.

Questions concerning these plans and their availability should be directed to the appropriate local administrators listed in Appendix K in this report.

Details concerning Region Four landfills, transfer stations, and compost facilities follow on pages R4.5 through R4.26.

Old data affects region's recycling rate

The Agency does not regulate recycling nor does it possess any mechanism to compel county recycling coordinators to respond to Agency surveys seeking current waste generation and recycling information. Recycling rates in this region range from 4.1 percent to 30.9 percent.

In Region Four, only three of 19 county recycling coordinators offered data for 2002, a 16 percent response rate. Therefore, nearly 84 percent of the data date from before 2002.

The Region's multi-year average recycling rate is 20.4 percent. ♦

Municipal Wastes Recycled

County	Estimated Population	Waste Generated		Waste Recycled	
		Tons	PCD	Tons	Percent
Champaign	168,473	194,569	6.3	43,948	22.6
Clark	17,572	19,121	6.0	1,544	8.1
Coles	51,312	68,300	7.3	5,010	7.3
Crawford	20,452	17,169	4.6	2,900	16.9
Cumberland	11,172	12,860	6.3	1,035	8.0
DeWitt	16,516	11,303	3.7	999	8.8
Douglas	19,922	13,082	3.6	538	4.1
Edgar	19,905	22,339	6.1	1,091	4.9
Effingham	33,700	18,451	3.0	4,925	26.7
Ford	14,049	7,948	3.1	468	5.9
Iroquois	30,787	28,093	5.0	3,669	13.1
Jasper	10,117	3,323	1.8	245	7.4
Livingston	39,678	46,344	6.4	8,800	19.0
Macon	114,706	119,323	5.7	36,869	30.9
McLean	151,878	231,474	8.4	67,796	29.3
Moultrie	14,433	16,526	6.3	1,351	8.2
Piatt	16,369	8,595	2.9	397	4.6
Shelby	22,893	25,903	6.2	2,159	8.3
Vermilion	83,319	98,837	6.5	13,044	13.2
Totals	857,253	963,560	6.2	196,788	20.4%¹

¹ Regional average

ADS/McLean County Landfill #2

County	McLean
Municipality	Bloomington
Location	Interstate Route 55 at Oakland Avenue
Location ☎	309-828-3913
Hours of operation	Mon.-Fri.: 7:30 a.m. - 3 p.m.; Sat.: 7:30 a.m. - 11 a.m.
Wastes accepted	Municipal, nonhazardous special*
Tipping fee	\$8.35 per cubic yard
Owner	American Disposal Services of Illinois Inc.**
Operator	American Disposal Services of Illinois Inc.

*Site re-activated June 2000. Also known as American Disposal Services of Bloomington Landfill.

Facility Facts

Identification number	1130200042
Design capacity, airspace cu.yds.	1,900,000
Total permitted landfill area, acres	55
Permitted disposal area, acres	31
Highest permitted elevation, feet (msl)	790
Leachate monitoring stations	4
Groundwater monitoring wells	19
Methane collection system	None
Years remaining, estimated by landfill	2
Date/year to open -- Date/year to close	4-30-90 - 2005

Wastes Received: 2000, 2001, 2002

	TOTAL WASTES ACCEPTED			OUT-OF-STATE WASTES ACCEPTED		
	gate cu. yds	tons	tons/day	gate cu./yds.	tons	% of total
2000	189,942	57,558	221	0	0	0
2001	492,500	149,242	574	0	0	0
2002	517,121	156,703	603	0	0	0

2000 State of Origin: Illinois only 2001 State of Origin: Illinois only 2002 State of Origin: Illinois only

Remaining Capacities: Jan. 1, 2002 and Jan. 1, 2003

2002 certified gate cu. yds. (tons)	1,325,000	(402,000)
2003 certified gate cu. yds. (tons)	836,000	(253,000)

Audits and Inspections

Solid Waste Mgt. Fees paid in 2002	\$141,155
Last audited by Illinois EPA	8-8-00, 8-14-01 & 8-6-02
Facility inspected by	Illinois EPA, Champaign Regional Office

Contacts

Owner	Operator
American Disposal Services of Illinois Inc.**	American Disposal Services of Illinois Inc.
4340 Acre Grove Dr., Suite B	Rural Route 3, P.O. Box 145
Springfield, IL 62707	Bloomington, IL 61704
Contact: Paul Howe	Contact: Dan Winters
☎ 217-787-6079	☎ 309-827-8631

**A subsidiary of Allied Waste Industries Inc., 15880 N. Greenway-Hayden Loop, Suite 100, Scottsdale, AZ 85260 * 480-627-2700. Regional Office: 4340 Acre Grove Dr., Suite B, Springfield, IL 62707 * 217-787-6079

Brickyard Disposal and Recycling

County	Vermilion
Municipality	Danville
Location	601 E. Brickyard Road
Location ☎	217-443-3128
Hours of operation	Mon.-Fri.: 7 a.m. - 3:45 p.m.; Sat.: 7 a.m. - 11:45 a.m.
Wastes accepted	Municipal, nonhazardous special
Tipping fee	\$25 per ton
Owner	Brickyard Disposal and Recycling Inc.**
Operator	Brickyard Disposal and Recycling Inc.

Facility Facts

Identification number	1838040029
Design capacity, airspace cu.yds.	14,200,000
Total permitted landfill area, acres	293
Permitted disposal area, acres	152*
Highest permitted elevation, feet (msl)	716
Leachate monitoring stations	6
Groundwater monitoring wells	31
Methane collection system	None
Years remaining, estimated by landfill	21
Date/year to open -- Date/year to close	12-31-72 - 2023

*Permit modification #32 grants operation authorization in 3.5 acres of Unit II, Cell 4B on 9-6-01; permit renewed to continue operating 7-13-00. Permit Mod. #37 granted on 2-7-03 the operation of Cell 4C.

Wastes Received: 2000, 2001, 2002

	TOTAL WASTES ACCEPTED			OUT-OF-STATE WASTES ACCEPTED		
	gate cu. yds	tons	tons/day	gate cu/yds.	tons	% of total
2000	953,620	288,976	1,111	70,689	21,421	7
2001	1,010,950	306,348	1,178	77,842	23,588	8
2002	995,895	301,786	1,161	40,202	12,182	4
2000 State of Origin: Illinois, Indiana 2001 State of Origin: Illinois, Indiana 2002 State of Origin: Illinois, Indiana						

Remaining Capacities: Jan. 1, 2002 and Jan. 1, 2003

2002 certified gate cu. yds. (tons)	21,506,000	(6,517,000)
2003 certified gate cu. yds. (tons)	20,524,000	(6,219,000)

Audits and Inspections

Solid Waste Mgt. Fees paid in 2002	\$221,927
Last audited by Illinois EPA	10-16-00, 7-23-01 & 5-16-02
Facility inspected by	Vermilion County Health Department & Illinois EPA, Champaign Regional Office

Contacts

Owner	Operator
Brickyard Disposal and Recycling Inc.**	Brickyard Disposal and Recycling Inc.
P.O. Box 985	P.O. Box 985
Danville, IL 61834-0985	Danville, IL 61834-0985
Contact: Paul Howe	Contact: Paul Howe
☎ 217-443-3128	☎ 217-443-3128 or 217-431-3272

**A subsidiary of Allied Waste Industries Inc., 15880 N. Greenway-Hayden Loop, Suite 100, Scottsdale, AZ 85260 * 480-627-2700. Regional Office: 4340 Acer Grove Dr., Suite B, Springfield, IL 62707 * 217-787-6079

Clinton Landfill #2

County	DeWitt
Municipality	Clinton
Location	Route 51 South
Location ☎	217-935-8028
Hours of operation	Mon.-Fri.: 7 a.m. - 4 p.m.; Sat.: 7 a.m. - 11 a.m.
Wastes accepted	Municipal, nonhazardous special
Tipping fee	\$33 per ton
Owner	Clinton Landfill Inc.**
Operator	Clinton Landfill Inc.**

Facility Facts

Identification number	0398080007
Design capacity, airspace cu.yds.	4,700,000
Total permitted landfill area, acres	153
Permitted disposal area, acres	63.9
Highest permitted elevation, feet (msl)	758
Leachate monitoring stations	7
Groundwater monitoring wells	16
Methane collection system	Yes
Years remaining, estimated by landfill	6
Date/year to open -- Date/year to close	1990 - 2009

Wastes Received: 2000, 2001, 2002

	TOTAL WASTES ACCEPTED			OUT-OF-STATE WASTES ACCEPTED		
	gate cu. yds	tons	tons/day	gate cu/yds.	tons	% of total
2000	908,568	275,324	1,059	5,495	1,665	1
2001	882,859	267,533	1,029	2,311	700	0
2002	881,215	267,035	1,027	1,839	557	0

2000 State of Origin: Arkansas, Illinois, Indiana, Iowa, Michigan, Missouri, Wisconsin 2001 State of Origin: Arkansas, Illinois, Indiana, Iowa, Missouri 2002 State of Origin: Illinois, Indiana, Iowa, Michigan, Missouri

Remaining Capacities: Jan. 1, 2002 and Jan. 1, 2003

2002 certified gate cu. yds. (tons)	5,513,000	(1,671,000)
2003 certified gate cu. yds. (tons)	5,270,000	(1,597,000)

Audits and Inspections

Solid Waste Mgt. Fees paid in 2002	\$241,714
Last audited by Illinois EPA	9-19-00, 7-31-01 & 7-9-02
Facility inspected by	Illinois EPA, Champaign Regional Office

Contacts

Owner	Operator
Clinton Landfill Inc.**	Clinton Landfill Inc.**
P.O. Box 9071	P.O. Box 9071
Peoria, IL 61612-9071	Peoria, IL 61612-9071
Contact: Ron L. Edwards	Contact: Ron L. Edwards
☎ 309-676-4893	☎ 309-676-4893

**A separately incorporated affiliate of Peoria Disposal Co.

ERC Coles County Landfill

County	Coles
Municipality	Charleston
Location	6351 W. State St.
Location ☎	217-345-7414
Hours of operation	Mon.-Fri.: 6 a.m. - 3:30 p.m.; Sat.: 6 a.m. - 11 a.m.
Wastes accepted	Municipal, nonhazardous special
Tipping fee	\$10.05 per cubic yard
Owner	Environmental Reclamation Co. (ERC) Coles Co. LF**
Operator	Environmental Reclamation Co. (ERC) Coles Co. LF**

New name in 2002.

Facility Facts

Identification number	0298050007
Design capacity, airspace cu.yds.	2,291,000
Total permitted landfill area, acres	80
Permitted disposal area, acres	43
Highest permitted elevation, feet (msl)	735
Leachate monitoring stations	2
Groundwater monitoring wells	19
Methane collection system	Flares
Years remaining, estimated by landfill	6
Date/year to open -- Date/year to close	1979 - 2009*

*Permit (1994-524-LFM Mod. #14) for vertical expansion totaling 140,000 in-place cu. yds. approved 6-14-01; Permit 2001-152-LF approved on 5-13-02 a lateral expansion of one million in-place cu. yds.; on 9-10-02, a lateral expansion of 600,000 in-place cu. yds. was approved.

Wastes Received: 2000, 2001, 2002

	TOTAL WASTES ACCEPTED			OUT-OF-STATE WASTES ACCEPTED		
	gate cu. yds	tons	tons/day	gate cu/yds.	tons	% of total
2000	332,631	100,797	388	0	0	0
2001	298,678	90,508	348	0	0	0
2002	298,080	90,327	347	0	0	0

2000 State of Origin: Illinois only 2001 State of Origin: Illinois only 2002 State of Origin: Illinois only

Remaining Capacities: Jan. 1, 2002 and Jan. 1, 2003

2002 certified gate cu. yds. (tons)	73,000	(22,000)
2003 certified gate cu. yds. (tons)	1,814,000	(550,000)

Capacity as of 1-1-03 includes the expansions listed above in the footnotes.

Audits and Inspections

Solid Waste Mgt. Fees paid in 2002	\$90,366
Last audited by Illinois EPA	8-1-00, 8-1-01 & 5-30-02
Facility inspected by	Illinois EPA, Champaign Regional Office

Contacts

Owner	Operator
Environmental Reclamation Co. (ERC) Coles Co. LF**	Environmental Reclamation Co. (ERC) Coles Co. LF**
P.O. Box 137	P.O. Box 137
Charleston, IL 61920	Charleston, IL 61920
Contact: Paul Howe	Contact: Rich Galloway, General Mgr.
☎ 217-442-8139	☎ 217-345-7414

**A subsidiary of Allied Waste Industries Inc., 15880 N. Greenway-Hayden Loop, Suite 100, Scottsdale, AZ 85260 * 480-627-2700. Regional Office: 4340 Acer Grove Dr., Suite B, Springfield, IL 62707 * 217-787-6079

Illinois Landfill

County	Vermilion
Municipality	Hoopeston
Location	County Road 4000 North
Location ☎	217-442-5553
Hours of operation	Mon.-Fri.: 7 a.m. - 3:30 p.m.; Sat.: 7 a.m. - 11:30 a.m.
Wastes accepted	Municipal, nonhazardous special
Tipping fee	\$9 per cubic yard
Owner	Illinois Landfill Inc.**
Operator	Illinois Landfill Inc.**

Facility Facts

Identification number	1830450009
Design capacity, airspace cu.yds.	11,400,000
Total permitted landfill area, acres	120.5
Permitted disposal area, acres	120.5
Highest permitted elevation, feet (msl)	807
Leachate monitoring stations	N/A
Groundwater monitoring wells	N/A
Methane collection system	Gas-to-energy (planned)
Years remaining, estimated by landfill	79
Date/year to open -- Date/year to close	12-31-91 - 2082

Permit Mod. #16, on 2-28-03, approved the renewal of the permit for five more years. Permit expires on 1-15-08.

Wastes Received: 2000, 2001, 2002

	TOTAL WASTES ACCEPTED			OUT-OF-STATE WASTES ACCEPTED		
	gate cu. yds	tons	tons/day	gate cu/yds.	tons	% of total
2000	390,600	118,364	455	21,020	6,370	5
2001	233,929	70,888	273	2,623	795	1
2002	281,469	85,294	328	3,087	935	1

2000 State of Origin: Illinois, Indiana 2001 State of Origin: Illinois, Indiana 2002 State of Origin: Illinois, Indiana
Of the 281,469 gate cu. yds., 93,208 cu. yds. comes from on-site relocation of Tweedy Estate Landfill

Remaining Capacities: Jan. 1, 2002 and Jan. 1, 2003

2002 certified gate cu. yds. (tons)	22,517,000	(6,823,000)
2003 certified gate cu. yds. (tons)	22,154,000	(6,713,000)

Audits and Inspections

Solid Waste Mgt. Fees paid in 2002	\$53,260
Last audited by Illinois EPA	10-17-00, 7-24-01 & 5-15-02
Facility inspected by	Vermilion County Health Department & Illinois EPA, Champaign Regional Office

Contacts

Owner	Operator
Illinois Landfill Inc.**	Illinois Landfill Inc.**
P.O. Box 29	P.O. Box 29
Hoopeston, IL 60942	Hoopeston, IL 60942
Contact: Kenny Samet	Contact: Kenny Samet
☎ 217-283-6242	☎ 217-283-6242

**A subsidiary of Allied Waste Industries Inc., 15880 N. Greenway-Hayden Loop, Suite 100, Scottsdale, AZ 85260 * 480-627-2700. Regional Office: 4340 Acer Grove Dr., Suite B, Springfield, IL 62707 * 217-787-6079

Landfill 33

County	Effingham
Municipality	Effingham
Location	1713 S. Willow St.
Location ☎	217-342-3747
Hours of operation	Mon.-Fri.: 7 a.m. - 3 p.m.; Sat.: 7 a.m. - 11 a.m.
Wastes accepted	Municipal, nonhazardous special
Tipping fee	\$10.50 per cubic yard
Owner	Landfill 33 Ltd. et. al.**
Operator	Landfill 33 Ltd.

Facility Facts

Identification number	0498100007
Design capacity, airspace cu.yds.	2,567,000
Total permitted landfill area, acres	96.31
Permitted disposal area, acres	40.6
Highest permitted elevation, feet (msl)	644
Leachate monitoring stations	5
Groundwater monitoring wells	21
Methane collection system	None
Years remaining, estimated by landfill	21
Date/year to open -- Date/year to close	12-1981 - 2024

*Permit 2001-248-LF mod. #9 approved a vertical expansion of 1,175,000 in-place cu. yds. on 6-28-02.

Wastes Received: 2000, 2001, 2002

	TOTAL WASTES ACCEPTED			OUT-OF-STATE WASTES ACCEPTED		
	gate cu. yds	tons	tons/day	gate cu/yds.	tons	% of total
2000	152,579	46,236	178	0	0	0
2001	169,784	51,450	198	0	0	0
2002	174,887	52,996	204	0	0	0

2000 State of Origin: Illinois only 2001 State of Origin: Illinois only 2002 State of Origin: Illinois only

Remaining Capacities: Jan. 1, 2002 and Jan. 1, 2003

2002 certified gate cu. yds. (tons)	1,433,000	(434,000)
2003 certified gate cu. yds. (tons)	3,607,000	(1,093,000)

Capacity as of 1-1-03 includes the vertical expansion mentioned above.

Audits and Inspections

Solid Waste Mgt. Fees paid in 2002	\$60,813
Last audited by Illinois EPA	8-22-00, 8-29-01 & 5-3-02
Facility inspected by	Illinois EPA, Champaign Regional Office

Contacts

Owner	Operator
Landfill 33 Ltd. et. al.**	Landfill 33 Ltd.
P.O. Box 703	P.O. Box 703
Effingham, IL 62401	Effingham, IL 62401
Contact: Brian Hayes	Contact: Brian Hayes
☎ 217-342-3747	☎ 217-342-3747

**Mildred Wendt Estate, Landfill 33 Ltd., and Richard Deibel co-owners

Livingston Landfill

County	Livingston
Municipality	Pontiac
Location	14206 East 2100 North Road
Location ☎	815-844-3054
Hours of operation	Mon.-Sat.: 5:30 a.m. - 6:30 p.m.
Wastes accepted	Municipal, nonhazardous special
Tipping fee	\$33 per ton
Owner	American Disposal Services of Illinois Inc.**
Operator	American Disposal Services of Illinois Inc.

Facility Facts

Identification number	1058210002
Design capacity, airspace cu.yds.	34,994,700
Total permitted landfill area, acres	550
Permitted disposal area, acres	254
Highest permitted elevation, feet (msl)	785
Leachate monitoring stations	36
Groundwater monitoring wells	44
Methane collection system	Gas-to-energy operating
Years remaining, estimated by landfill	2
Date/year to open -- Date/year to close	1978 - 2004*

*As site capacity decreases, it is anticipated that gate volume will be decreased, extending life of site until Feb. 2027.

Wastes Received: 2000, 2001, 2002

	TOTAL WASTES ACCEPTED			OUT-OF-STATE WASTES ACCEPTED		
	gate cu. yds	tons	tons/day	gate cu/yds.	tons	% of total
2000	8,272,419	2,506,794	9,642	291	88	0
2001	9,747,743	2,953,862	11,361	654	198	0
2002	9,630,512	2,918,337	11,224	0	0	0

2000 State of Origin: Illinois, Indiana 2001 State of Origin: Illinois, Indiana 2002 State of Origin: Illinois, Indiana

Remaining Capacities: Jan. 1, 2002 and Jan. 1, 2003

2002 certified gate cu. yds. (tons)	31,930,000	(9,676,000)
2003 certified gate cu. yds. (tons)	19,351,000	(5,864,000)

Audits and Inspections

Solid Waste Mgt. Fees paid in 2002	\$2,963,389
Last audited by Illinois EPA	5-2-00, 8-28-01 & 6-13-02
Facility inspected by	Illinois EPA, Champaign Regional Office

Contacts

Owner American Disposal Services of Illinois Inc.** 13832 S. Kostner Ave. Crestwood, IL 60445 Contact: Brian Holcomb ☎ 708-824-3060	Operator American Disposal Services of Illinois Inc. 14206 East 2100 North Road, P.O. Box 646 Pontiac, IL 61764 Contact: Dave Bryant ☎ 815-844-3054
---	---

**A subsidiary of Allied Waste Industries Inc., 15880 N. Greenway-Hayden Loop, Suite 100, Scottsdale, AZ 85260 * 480-627-2700. Regional Office: 13832 S. Kostner, Crestwood, IL 60445 * 708-824-3060

Onyx Valley View Landfill

County	Macon
Municipality	Decatur
Location	1363 Bear Road
Location ☎	217-963-2976
Hours of operation	Mon.-Fri.: 6:30 a.m. - 3:30 p.m.; Sat.: 6:30 a.m. - 11:30 a.m.
Wastes accepted	Municipal, nonhazardous special
Tipping fee	\$33.34 per ton
Owner	Onyx Valley View Landfill Inc.**
Operator	Onyx Valley View Landfill Inc.**

Formerly Macon County Landfill; new owners & operators in 2002.

Facility Facts

Identification number	1158040008
Design capacity, airspace cu.yds.	3,491,540
Total permitted landfill area, acres	234
Permitted disposal area, acres	64.1
Highest permitted elevation, feet (msl)	705
Leachate monitoring stations	8
Groundwater monitoring wells	45
Methane collection system	Gas-to-energy
Years remaining, estimated by landfill	8
Date/year to open -- Date/year to close	1978 - 2011

As of 12-10-01, under permit Mod. #22, Area 4, Sect. IV may operate. Mod. #28, issued 8-28-03 approves the expansion of the landfill gas extraction system and installation of the initial portion of a leachate recirculation system.

Wastes Received: 2000, 2001, 2002

	TOTAL WASTES ACCEPTED			OUT-OF-STATE WASTES ACCEPTED		
	gate cu. yds	tons	tons/day	gate cu/yds.	tons	% of total
2000	897,773	272,052	1,046	0	0	0
2001	906,383	274,662	1,056	0	0	0
2002	859,173	260,355	1,001	90	27	0
2000 State of Origin: Illinois only 2001 State of Origin: Illinois only 2002 State of Origin: Illinois, Indiana, Missouri						

Remaining Capacities: Jan. 1, 2002 and Jan. 1, 2003

2002 certified gate cu. yds. (tons)	7,676,000	(2,326,000)
2003 certified gate cu. yds. (tons)	7,070,000	(2,142,000)

Audits and Inspections

Solid Waste Mgt. Fees paid in 2002	\$142,296
Last audited by Illinois EPA	5-16-00, 6-5-01 & 4-11-02
Facility inspected by	Macon County Solid Waste Management Department & Illinois EPA, Champaign Regional Office

Contacts

Owner	Operator
Onyx Valley View Landfill Inc.**	Onyx Valley View Landfill Inc.**
1363 Bear Road	1363 Bear Road
Decatur, IL 62522	Decatur, IL 62522
Contact: Jeff London	Contact: Jeff London
☎ 217-963-2976	☎ 217-963-2976

**An affiliate of Onyx North America, 125 S. 84th St., Suite 200, Milwaukee, WI 53214 and a subsidiary of Vivendi Environmental, France * 414-479-7800 * Regional office: 1525 Kautz Road, Suite 1000, West Chicago, IL 60185 * 630-762-8000

Streator Area Landfill #3

County	Livingston
Municipality	Streator
Location	2111 Coalville Road
Location ☎	815-672-0097
Hours of operation	Mon.-Fri.: 6 a.m. - 4 p.m.
Wastes accepted	Municipal, nonhazardous special
Tipping fee	\$37.50 per ton
Owner	Streator Area Landfill Inc.**
Operator	Streator Area Landfill Inc.

Facility Facts

Identification number	1054900003
Design capacity, airspace cu.yds.	2,352,723
Total permitted landfill area, acres	42.3
Permitted disposal area, acres	20.4
Highest permitted elevation, feet (msl)	657
Leachate monitoring stations	7
Groundwater monitoring wells	20
Methane collection system	Gas-to-energy (operating)*
Years remaining, estimated by landfill	< 1
Date/year to open -- Date/year to close	1995 - 2003

*Authorized operation of landfill gas utilization facility granted 6-22-00. Permit for a vertical expansion to allow for the disposal of an additional 480,000 in-place cu. yds. and permit renewal for another five years 6-4-03.

Wastes Received: 2000, 2001, 2002

	TOTAL WASTES ACCEPTED			OUT-OF-STATE WASTES ACCEPTED		
	gate cu. yds	tons	tons/day	gate cu/yds.	tons	% of total
2000	674,652	204,440	786	2,070	627	0
2001	216,229	65,524	252	640	194	0
2002	173,077	52,448	202	1,403	425	1

2000 State of Origin: Illinois, Indiana 2001 State of Origin: Illinois, Indiana 2002 State of Origin: Illinois, Indiana

Remaining Capacities: Jan. 1, 2002 and Jan. 1, 2003

2002 certified gate cu. yds. (tons)	273,000	(83,000)
2003 certified gate cu. yds. (tons)	86,000	(26,000)

Capacity on 1-1-03 does not include vertical expansion permitted on 6-4-03 (see above footnote).

Audits and Inspections

Solid Waste Mgt. Fees paid in 2002	\$45,921
Last audited by Illinois EPA	11-13-00, 5-14-01 & 6-3-02
Facility inspected by	Illinois EPA, Champaign Regional Office

Contacts

Owner	Operator
Streator Area Landfill Inc.**	Streator Area Landfill Inc.
13832 South Kostner Avenue	2111 Coalville Road
Crestwood, IL 60445	Streator, IL 61364
Contact: Brian Holcomb	Contact: Dave Bryant
☎ 708-824-3060	☎ 815-672-0097

**A subsidiary of Allied Waste Industries Inc., 15880 N. Greenway-Hayden Loop, Suite 100, Scottsdale, AZ 85260 * 480-627-2700. Regional Office: 13832 S. Kostner, Crestwood, IL 60445 * 708-824-3060

American Disposal Services of Bloomington Transfer Stn. (Active)

County	McLean
Municipality	Bloomington
Location	Rural Route 9 West
Location ☎	309-828-4214
Hours of operation	Mon. - Fri.: 7:30 a.m. - 3:30 p.m.; Sat.: 7:30 a.m. - 11:30 p.m.
Wastes accepted	Municipal, recyclables, medical waste
Tipping fee	N/A
Owner	American Disposal Services of Illinois Inc.**
Operator	American Disposal Services of Illinois Inc.

Facility Facts

Identification number	1138040002
Opened, year	1978
Facility acreage	7

Wastes Received: 2000, 2001, 2002

	<u>Tons per year</u>	<u>Tons per day (average)</u>
2000	94,676	220
2001	0	0
2002	0	0

Active, but waste receipts unknown.

Inspections

Facility inspected by	Illinois EPA, Champaign Regional Office
------------------------------	---

Contacts

Owner	Operator
American Disposal Services of Illinois Inc.** Paul Howe 4340 Acer Grove Dr., Suite B Springfield, IL 62707 ☎ 217-787-6079	American Disposal Services of Illinois Inc. Dan Winters Rural Route #3, Box 145 Bloomington, IL 61704 ☎ 309-827-8631

**A subsidiary of Allied Waste Industries Inc., 15880 N. Greenway-Hayden Loop, Suite 100, Scottsdale, AZ 85260 * 480-627-2700. Regional Office: 4340 Acer Grove Dr., Suite B, Springfield, IL 62707 * 217-787-6079

Bloomington Bulk Transfer Station (Active)

County	McLean
Municipality	Bloomington
Location	401 S. East St.
Location ☎	309-434-4220
Hours of operation	Mon. - Fri.: 7 a.m. - 3 p.m.
Wastes accepted	White goods, scrap metal, furniture, C & D debris and landscape waste
Tipping fee	\$0
Owner	City of Bloomington, Public Service Department
Operator	City of Bloomington, Public Service Department

Facility Facts

Identification number	1130200073
Opened, year	1997
Facility acreage	<1

Wastes Received: 2000, 2001, 2002

	<u>Tons per year</u>	<u>Tons per day (average)</u>
2000	0	0
2001	0	0
2002	0	0

Active, but waste receipts unknown.

Inspections

Facility inspected by	Illinois EPA, Champaign Regional Office
------------------------------	---

Contacts

Owner	Operator
City of Bloomington, Public Service Department 109 E. Olive St., P.O. Box 3157 Bloomington, IL 61701 ☎ 309-434-2220	City of Bloomington, Public Service Department 109 E. Olive St., P.O. Box 3157 Bloomington, IL 61701 ☎ 309-434-2220

Clinton Transfer Station (Inactive)

County	DeWitt
Municipality	Clinton
Location	Route 51 South
Location ☎	309-676-4893
Hours of operation	N/A
Wastes accepted	N/A
Tipping fee	N/A
Owner	Clinton Landfill Inc.**
Operator	Clinton Landfill Inc.

Facility Facts

Identification number	0398080006
Opened, year	1982
Facility acreage	N/A

Inactive in 2001 & 2002.

Wastes Received: 2000, 2001, 2002

	<u>Tons per year</u>	<u>Tons per day (average)</u>
2000	0	0
2001	0	0
2002	0	0

Inspections

Facility inspected by	Illinois EPA, Champaign Regional Office
------------------------------	---

Contacts

Owner	Operator
Clinton Landfill Inc.**	Clinton Landfill Inc.
Ron Edwards	Ron Edwards
P.O. Box 9071	P.O. Box 9071
Peoria, IL 61612-9071	Peoria, IL 61612-9071
☎ 309-676-4893	☎ 309-676-4893

**A subsidiary of Coulter Companies, P.O. Box 9071, Peoria, IL 61612-9071 * 309-676-4893

Monticello Transfer Station (Active)

County	Piatt
Municipality	Monticello
Location	Allerton Road near William Street (at Monticello Landfill)
Location ☎	N/A
Hours of operation	Limited*
Wastes accepted	Municipal
Tipping fee	\$0
Owner	City of Monticello
Operator	City of Monticello

*Open two weeks each year for clean-up days: one week in the fall and one week in the spring.

Facility Facts

Identification number	1478040003
Opened, year	1984
Facility acreage	1.8

Wastes Received: 2000, 2001, 2002

	<u>Tons per year</u>	<u>Tons per day (average)</u>
2000	1,320	0
2001	1,400	0
2002	1,400	0

Average tons per day is unknown.

Inspections

Facility inspected by	Illinois EPA, Champaign Regional Office
------------------------------	---

Contacts

Owner	Operator
City of Monticello 210 N. Hamilton, P.O. Box 437 Monticello, IL 61856 ☎ 217-762-2583	City of Monticello 210 N. Hamilton, P.O. Box 437 Monticello, IL 61856 ☎ 217-762-2583

Paris Transfer Station (Active)

County	Edgar
Municipality	Paris
Location	Two miles west on Springfield Road
Location ☎	217-463-9220
Hours of operation	Mon. - Fri.: 9 a.m. - 4 p.m.
Wastes accepted	Municipal
Tipping fee	N/A
Owner	City of Paris
Operator	Ingrum Waste Disposal**

Facility Facts

Identification number	0458080003
Opened, year	1979
Facility acreage	2

Wastes Received: 2000, 2001, 2002

	<u>Tons per year</u>	<u>Tons per day (average)</u>
2000	20,800	80
2001	16,900	65
2002	0	0

Active, but waste receipts unknown.

Inspections

Facility inspected by	Illinois EPA, Champaign Regional Office
------------------------------	---

Contacts

Owner	Operator
City of Paris	Ingrum Waste Disposal**
City Building	Scott Ingrum
Paris, IL 61944	501 Grandview Ave., P.O. Box 1088
☎ 217-465-7601	Paris, IL 61944
	☎ 217-465-3335

**A subsidiary of Allied Waste Industries Inc., 15880 N. Greenway-Hayden Loop, Suite 100, Scottsdale, AZ 85260 * 480-627-2700. Regional Office: 4340 Acer Grove Dr., Suite B, Springfield, IL 62707 * 217-787-6079

Shelbyville Disposal Service Transfer Station (Active)

County	Shelby
Municipality	Shelbyville
Location	West Route 16
Location ☎	217-744-5625
Hours of operation	Mon. - Fri.: 5:30 a.m. - 3 p.m.; Sat.: 5:30 a.m. - noon
Wastes accepted	Municipal
Tipping fee	N/A
Owner	Shelbyville Disposal Service Inc.
Operator	Shelbyville Disposal Service Inc.

Facility Facts

Identification number	1738170003
Opened, year	1984
Facility acreage	1

Wastes Received: 2000, 2001, 2002

	<u>Tons per year</u>	<u>Tons per day (average)</u>
2000	0	0
2001	6,000	17
2002	0	0

Active, but waste receipts unknown.

Inspections

Facility inspected by	Illinois EPA, Champaign Regional Office
------------------------------	---

Contacts

Owner

Shelbyville Disposal Service Inc.
Marsha L. Grubb
West Route 16, P.O. Box 143
Shelbyville, IL 62565
☎ 217-774-5625

Operator

Shelbyville Disposal Service Inc.
Marsha L. Grubb
West Route 16, P.O. Box 143
Shelbyville, IL 62565
☎ 217-774-5625

Sullivan Transfer Station (Under Development)

County	Moultrie
Municipality	Sullivan
Location	N/A
Location ☎	N/A
Hours of operation	Mon. - Sat.: 6 a.m. - 6 p.m.
Wastes accepted	Municipal
Tipping fee	N/A
Owner	Allied Waste Transportation Inc.**
Operator	Allied Waste Transportation Inc.

Facility Facts

Identification number	1390300009
Opened, year	UD*
Facility acreage	3.66

*Permit to develop issued 4-22-99, Permit to operate not yet granted.

Wastes Received: 2000, 2001, 2002

	<u>Tons per year</u>	<u>Tons per day (average)</u>
2000	0	0
2001	0	0
2002	0	0

Inspections

Facility inspected by	Illinois EPA, Champaign Regional Office
------------------------------	---

Contacts

Owner	Operator
Allied Waste Transportation Inc.**	Allied Waste Transportation Inc.
Rich Galloway	Rich Galloway
P.O. Box 137	P.O. Box 137
Charleston, IL 61920	Charleston, IL 61920
☎ 217-345-7404	☎ 217-345-7404

**A subsidiary of Allied Waste Industries Inc., 15880 N. Greenway-Hayden Loop, Suite 100, Scottsdale, AZ 85260 * 480-627-2700. Regional Office: 4340 Acer Grove Dr., Suite B, Springfield, IL 62707 * 217-787-6079

Waste Transfer & Material Recovery Facility (Active)

County	Champaign
Municipality	Champaign
Location	10 E. St. Mary's Road
Location ☎	217-244-7283
Hours of operation	Mon. - Fri.: 7 a.m. - 3:30 p.m.
Wastes accepted	Recyclables & waste from University only
Tipping fee	\$7.29/cu. yd.
Owner	University of Illinois; Physical Plant Services Bldg.
Operator	University of Illinois; Waste Transfer & MRF

Facility Facts

Identification number	0190105219
Opened, year	1996
Facility acreage	2.2

Wastes Received: 2000, 2001, 2002

	<u>Tons per year</u>	<u>Tons per day (average)</u>
2000	9,100	36
2001	8,800	35
2002	0	0

Active, but waste receipts unknown.

Inspections

Facility inspected by	Illinois EPA, Champaign Regional Office
------------------------------	---

Contacts

Owner

University of Illinois; Physical Plant Services Bldg.
Tim Hoss
1501 S. Oak St.
Champaign, IL 61820
☎ 217-244-7283

Operator

University of Illinois; Waste Transfer & MRF
Tim Hoss
1501 S. Oak St.
Champaign, IL 61820
☎ 217-244-7283

Brickyard Disposal & Recycling Compost Facility

County	Vermilion
Municipality	Danville
Location	601 E. Brickyard Road
Location ☎	217-431-2384
Hours of operation	Mon. - Fri. : 7 a.m. - 6 p.m.; Sat.: 7 a.m. - noon
Wastes Accepted	Grass, Leaves, Brush
Owner	Brickyard Disposal & Recycling Inc.**
Operator	City of Danville

City of Danville leases this property from the landfill.

Facility Facts

Identification number	1838040029
Date/Year Open - Date/Year Closed	6-1-90 -
Permit Expires	4-1-06
Facility Inspected By	Vermilion County Health Dept. & Illinois EPA, Champaign Regional Office

Renewal of permit issued 4-9-01.

Landscape Waste Received (cu. yds): 2000, 2001 & 2002

	Grass cu. yds.	Leaves cu. yds.	Brush cu. yds.
2000	3,235	1,491	2,830
2001	2,494	1,681	1,687
2002	2,795	1,523	1,690

Total Landscape Waste Received (tons): 2000, 2001 & 2002

2000 tons per year	2,017
2001 tons per year	1,587
2002 tons per year	6,008

2002 Amounts Used/Sold (cubic yards)

	Composted	Chipped/Shredded
Land Reclamation	0	0
Daily Landfill Cover	0	0
Final Landfill Cover	0	0
Landscaping	651	949
Land Application at Agronomic Rates	0	0
Other	0	0
TOTAL	651	949

Contacts

Owner

Brickyard Disposal & Recycling Inc.**
 Kenny Samet
 P.O. Box 985
 Danville, IL 61834-0985
 ☎ 217-443-3128

Operator

City of Danville
 Dennis Cool
 17 W. Main St.
 Danville, IL 61832
 ☎ 217-431-2395

**A subsidiary of Allied Waste Industries Inc., 15880 N. Greenway-Hayden Loop, Suite 100, Scottsdale, AZ 85260 * 480-627-2700. Regional Office: 4340 Acer Grove Dr., Suite B, Springfield, IL 62707 * 217-787-6079

Coles County Landfill Compost Facility (Active, Now inactive)

County	Coles
Municipality	Charleston
Location	6351 W. State St.
Location ☎	217-345-7404
Hours of operation	Mon. - Fri.: 6 a.m. -3:30 p.m.; Sat.: 6 a.m. - 11 a.m.
Wastes Accepted	Grass, Leaves, Brush
Owner	Environmental Reclamation Co. (ERC), Coles Co. LF**
Operator	Environmental Reclamation Co. (ERC), Coles Co. LF**

Facility Facts

Identification number	0298050007
Date/Year Open - Date/Year Closed	8-25-89 -
Permit Expires	10-31-02
Facility Inspected By	Illinois EPA, Champaign Regional Office

Permit renewal and Certificate of Closure still needed.

Landscape Waste Received (cu. yds): 2000, 2001 & 2002

	Grass cu. yds.	Leaves cu. yds.	Brush cu. yds.
2000	1,220	1,500	9,415
2001	485	728	3,882
2002	5	5	10

Total Landscape Waste Received (tons): 2000, 2001 & 2002

2000 tons per year	2,097
2001 tons per year	863
2002 tons per year	4

2002 Amounts Used/Sold (cubic yards)

	Composted	Chipped/Shredded
Land Reclamation	0	0
Daily Landfill Cover	0	0
Final Landfill Cover	0	0
Landscaping	0	20
Land Application at Agronomic Rates	0	0
Other	0	0
TOTAL	0	20

Contacts

Owner	Operator
Environmental Reclamation Co. (ERC), Coles Co. LF**	Environmental Reclamation Co. (ERC), Coles Co. LF**
Richard Galloway	Rich Galloway
P.O. Box 137	P.O. Box 137
Charleston, IL 61920	Charleston, IL 61920
☎ 217-345-7404	☎ 217-345-7404

**A subsidiary of Allied Waste Industries Inc., 15880 N. Greenway-Hayden Loop, Suite 100, Scottsdale, AZ 85260 * 480-627-2700. Regional Office: 4340 Acer Grove Dr., Suite B, Springfield, IL 62707 * 217-787-6079

Landscape Recycling Center

County	Champaign
Municipality	Urbana
Location	1210 E. University Ave.
Location ☎	217-384-2342
Hours of operation	Mon. - Sun.: 6 a.m. - 10 p.m.
Wastes Accepted	Grass, Leaves, Mixed Brush*
Owner	City of Urbana, Public Works Dept.
Operator	City of Urbana, Public Works Dept.

*Maximum amount received may not exceed 60,000 cu. yds.

Facility Facts

Identification number	0198270001
Date/Year Open - Date/Year Closed	6-22-90 -
Permit Expires	9-1-07
Facility Inspected By	Illinois EPA, Champaign Regional Office

Landscape Waste Received (cu. yds): 2000, 2001 & 2002

	Grass cu. yds.	Leaves cu. yds.	Brush cu. yds.
2000	294	12,921	1,671
2001	442	38,827	11,743
2002	796	38,769	1,513

Clean brush & 50% mixed material is processed into wood mulch using tub grinder. Additional 10,760 cu. yds. of incoming compacted.

Total Landscape Waste Received (tons): 2000, 2001 & 2002

2000 tons per year	8,735
2001 tons per year	12,054
2002 tons per year	11,754

2002 Amounts Used/Sold (cubic yards)

	Composted	Chipped/Shredded
Land Reclamation	0	0
Daily Landfill Cover	800	300
Final Landfill Cover	0	0
Landscaping	800	4,012
Land Application at Agronomic Rates	0	0
Other	0	0
TOTAL	1,600	4,312

Contacts

Owner

City of Urbana, Public Works Dept.
 Michael J. Brunk
 706 S. Glover Ave.
 Urbana, IL 61802
 ☎ 217-384-2393

Operator

City of Urbana, Public Works Dept.
 Michael J. Brunk
 706 S. Glover Ave.
 Urbana, IL 61802
 ☎ 217-384-2393

Macon County Composting Facility

County	Macon
Municipality	Decatur
Location	4225 N. Bearsdale Road
Location ☎	N/A
Hours of operation	Mon. - Fri. : 7:30 a.m. - 4:30 p.m.; Sat.: 8 a.m. - noon
Wastes Accepted	Grass, Leaves, Brush
Owner	Larry Garver
Operator	Evans Recycling Inc.

New operator in 2003.

Facility Facts

Identification number	1150150066
Date/Year Open - Date/Year Closed	6-15-90 -
Permit Expires	2-1-03
Facility Inspected By	Macon County Solid Waste Mgt. Dept. & Illinois EPA, Champaign Regional Office

Log #2002-257 pending application to renew permit for five more years.

Landscape Waste Received (cu. yds): 2000, 2001 & 2002

	Grass cu. yds.	Leaves cu. yds.	Brush cu. yds.
2000	800	1,700	16,000
2001	2,100	9,600	20,000
2002	0	0	0

Did not report in 2002, former operator went out of business.

Total Landscape Waste Received (tons): 2000, 2001 & 2002

2000 tons per year	3,060
2001 tons per year	5,760
2002 tons per year	0

2002 Amounts Used/Sold (cubic yards)

	Composted	Chipped/Shredded
Land Reclamation	0	0
Daily Landfill Cover	0	0
Final Landfill Cover	0	0
Landscaping	0	0
Land Application at Agronomic Rates	0	0
Other	0	0
TOTAL	0	0

Contacts

Owner

Larry Garver
4225 N. Bearsdale Road
Decatur, IL 62526
☎ 217-428-1039

Operator

Evans Recycling Inc.
Rex D. Evans
1868 Midway Road
Murrayville, IL 62988
☎ 217-882-2081

Macon County Landfill Compost Facility (Inactive)

County	Macon
Municipality	Decatur
Location	1363 Bear Road
Location ☎	217-963-2976
Hours of operation	N/A*
Wastes Accepted	Grass, Leaves, Brush
Owner	Macon County Landfill Corp.**
Operator	Macon County Landfill Corp.

*No longer accepts yard waste as of June 2001.

Facility Facts

Identification number	1158040008
Date/Year Open - Date/Year Closed	3-26-90 -
Permit Expires	3-26-03
Facility Inspected By	Macon County Solid Waste Mgt. Dept. & Illinois EPA, Champaign Regional Office

Permit allowed to expire. Certificate of Closure still needed.

Landscape Waste Received (cu. yds): 2000, 2001 & 2002

	Grass cu. yds.	Leaves cu. yds.	Brush cu. yds.
2000	0	0	0
2001	0	0	0
2002	0	0	0

Total Landscape Waste Received (tons): 2000, 2001 & 2002

2000 tons per year	3,797
2001 tons per year	729
2002 tons per year	0

2002 Amounts Used/Sold (cubic yards)

	Composted	Chipped/Shredded
Land Reclamation	0	0
Daily Landfill Cover	0	0
Final Landfill Cover	0	0
Landscaping	0	0
Land Application at Agronomic Rates	0	0
Other	0	0
TOTAL	0	0

Contacts

Owner

Macon County Landfill Corp.**
Jeff London
Rural Route 8, P.O. Box 115-Hill Road
Decatur, IL 62522
☎ 217-963-2976

Operator

Macon County Landfill Corp.
Jeff London
Rural Route 8, P.O. Box 115-Hill Road
Decatur, IL 62522
☎ 217-963-2976

**An affiliate of Onyx North America, 125 S. 84th St., Suite 200, Milwaukee, WI 53214 and a subsidiary of Vivendi Environmental, France * 414-479-7800 * Regional office: 1525 Kautz Road, Suite 1000, West Chicago, IL 60185 * 630-762-8000

Landfills Transfer Stations Compost Facilities



Using a hydraulic “tipper” greatly reduces unloading times at Litchfield-Hillsboro Landfill. With a “tipper”, a 110 cubic yard semi-trailer can be emptied in less time than a standard garbage compactor truck.

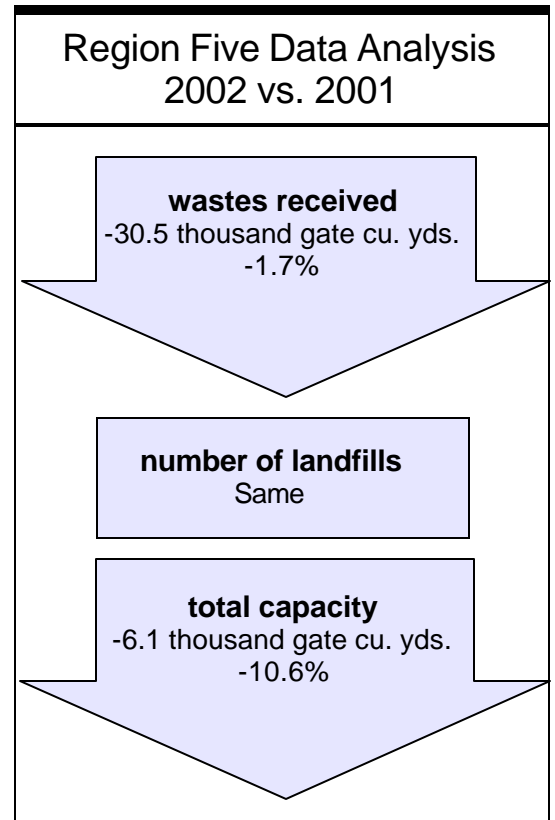
WASTES LANDFILLED IN WEST CENTRAL ILLINOIS (REGION Five) during 2002 amounted to only 3.2 percent of the state's total, the second lowest in the State, ahead of Southern Illinois.

Region Five's four active landfills accepted less than 1.7 million gate cubic yards of wastes during 2002. This volume differed slightly from 2001's total wastes landfilled by 1.7 percent, or a decline of just more than 30,500 gate cubic yards.

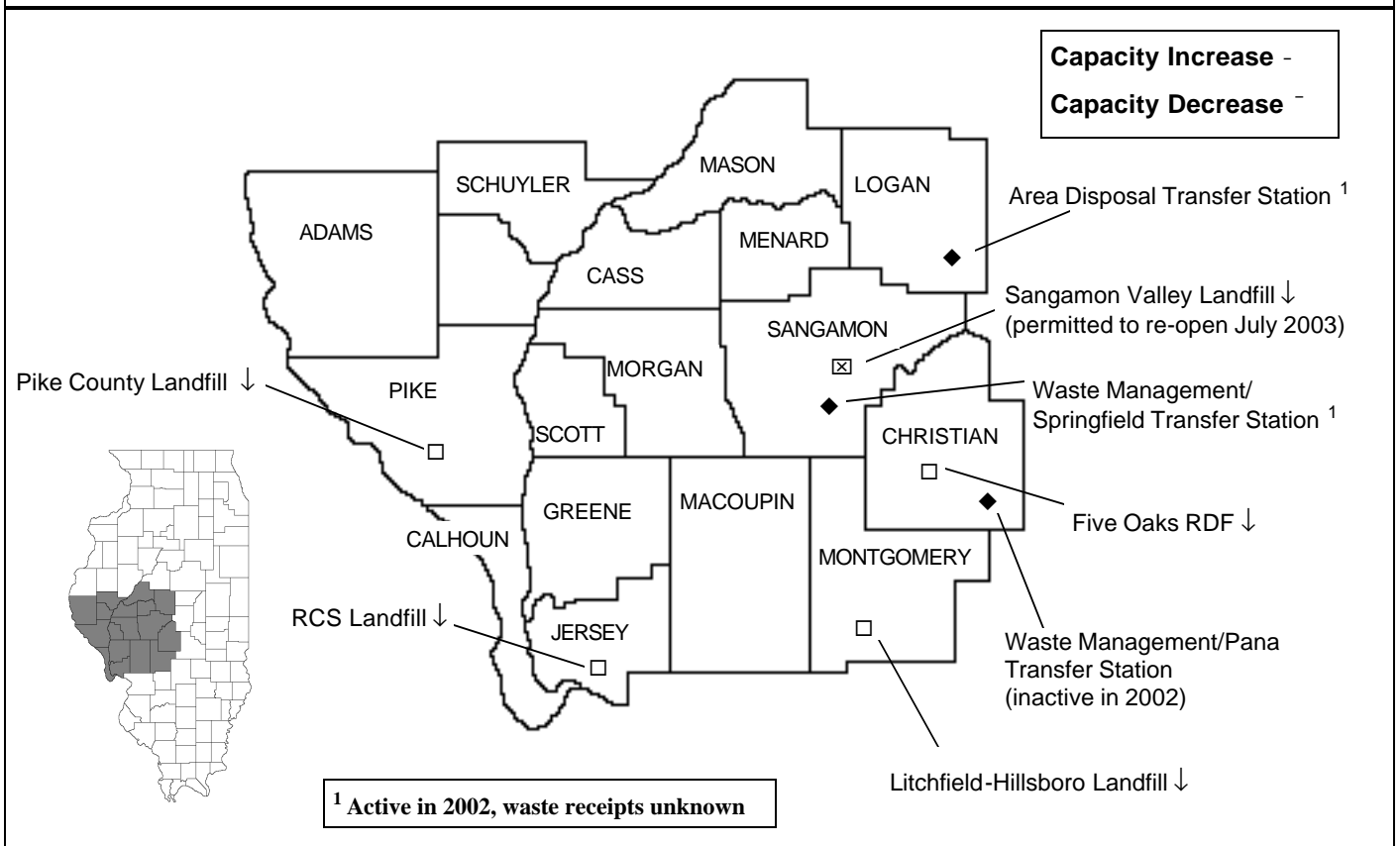
Landfill life exceeds statewide average

As a region, West Central Illinois has the second most landfill life remaining: 29 years; Region Three (Peoria/Quad Cities) has more landfill life at 44 years. On the low end, Chicago Metropolitan Area (Region Two) has five years remaining and Region Four (East Central Illinois) has six.

Thirty miles from Springfield, in nearby Christian County, Five Oaks Recycling and Disposal Facility, Taylorville, ranked fifth in the state in available capacity. Five Oaks, along with 28th ranked Pike County Landfill, Baylis, and Litchfield-Hillsboro Landfill ranked 32nd have the potential to provide to Region Five citizens almost 30 years of landfill capacity. Litchfield-Hillsboro Landfill, Litchfield, opened a new 4.5 acre cell on May 22, 2002.



Landfills and Transfer Stations: Active, Closed, Under Development in 2002



Region Five Solid Waste Statistics

Counties 17
Area (square miles) 9,408
Population (est.) 560,176

Landfill life expectancy
Years remaining 29 ♦

Landfills
Active in 2002 4
Reactivated in mid-2003 1
Open past 2003 5

Transfer Stations
Active in 2002 3

Compost facilities
Active in 2002 2

♦ Total remaining capacity (from table below) divided by total wastes accepted. Tells how long the region may be served by local landfills at current disposal rates, barring capacity adjustments, until capacity is depleted.

Inactive landfill distorts capacity figures

As of Jan. 1, 2003, the Region's landfills reported a total landfill capacity of 51.5 million gate cubic yards, a decline of about 10.6 percent from the year before. Capacity was reduced by 3.4 million in-place cubic yards at Sangamon Valley Landfill due to permit modifications.

Sangamon Valley Landfill has reported capacity since the site was deactivated in 1995. Considered inactive in 2002, new owners reported a certified capacity of 9.2 million gate cubic yards as of Jan. 1, 2003. The facility was never formally closed, and on Oct. 24, 2002, the Agency approved the landfill's significant modification permit.

More changes in 2003

Sangamon Valley Landfill's owners re-activated the site with Illinois EPA's approval on July 7, 2003. That was the date the operators opened Cell 1A, Area II. Average receipts might meet 500,000 gate cubic yards of waste per year upon re-opening, according to the site's owner and operator.

New cell opens at another landfill

A new 4.5 acre cell opened at Litchfield-Hillsboro Landfill, Litchfield and its capacity was added to the regional total reported on Jan. 1, 2003.

Three counties have delegation agreements

The Illinois EPA has delegated inspection authority to the Christian County Solid Waste Management Department, Montgomery County Coordinated Services Office and Sangamon County Department of Public Health.

Delegation agreements authorize these agencies to conduct many of the duties that would otherwise have to be performed by the Illinois

Region Five Landfill Capacity Increase

Litchfield-Hillsboro LF New 4.5 ac. cell opened on May 22, 2002

Decrease

Sangamon Valley LF Reduced capacity by 3.4 million in-place cubic yards by permit

Landfills: Wastes Accepted 2002; Remaining Capacities Jan. 1, 2003

	Municipality	County	Wastes		Capacity		Disp. Area Acres	Close Year
			Cu. Yds.	Rank ¹	Cu. Yds.	Rank ²		
Five Oaks RDF ♦	Taylorville	Christian	841,367	20	29,188,000	5	175	2037
Litchfield-Hillsboro Landfill	Litchfield	Montgomery	468,325	27	4,258,000	32	62	2014
Pike County Landfill ♦	Baylis	Pike	329,660	32	5,736,000	28	69	2021
RCS Landfill	Jerseyville	Jersey	108,522	45	3,073,000	35	23.6	2031
IA Sangamon Valley Landfill ³	Springfield	Sangamon	0	N/A	9,244,000	20	74.42	2027
Totals			1,747,874		51,499,000			

♦ Two landfills accepted out-of-state wastes during 2002 totaling 56,036 gate cubic yards, or 3.2% of the region's total.

¹ Standing among 51 landfills that accepted wastes during 2002.

² Standing among 51 landfills that reported capacity as of Jan. 1, 2003.

³ Although inactive, permits were approved on Oct. 24, 2002, reducing capacity remaining by 3.4 million in-place cu. yds.

EPA field office: investigating and enforcing suspected violations of land pollution laws and reports of open dumping, and inspecting landfills, transfer stations and compost facilities permitted through the Agency's Bureau of Land.

(Inspections also include industrial landfills, or monofills, and landfills that closed prior to 2000; these facilities are not included in this report.)

Christian and Montgomery counties each have an active landfill, whereas Sangamon County's sole landfill was inactive in 2002. It was still inspected however.

Sangamon County has an active transfer station; Montgomery County and Christian County do not. Of the three, only Sangamon County has a compost facility.

Transfer station's activity in 2002 is largely Springfield's waste

Two of Region Five's three transfer stations voluntarily reported accepting municipal waste during 2002.

In 2002, nearly one hundred percent of these transfers took place at Waste Management/Springfield reflecting the inability of Sangamon Valley Landfill to take Springfield's wastes.

Waste Management/Pana became inactive during 2002 for business reasons and took only a small amount of waste in 2002.

Questions and Complaints

Illinois EPA Region Five personnel investigate reports of suspected illegal waste disposal, and inspect the region's landfills, transfer stations and compost facilities, except in **Christian, Montgomery and Sangamon counties**, where joint responsibility has been delegated to local authorities.

Questions or complaints concerning pollution control facilities, open dumping or other incidents should be directed to the office having jurisdiction over the site:

Illinois EPA
4500 South Sixth Street Road
Springfield, IL 62706
Phone: 217-786-6892
Fax: 217-786-6357

Christian County Solid Waste Management Department
214 W. Market St.
Taylorville, IL 62568
Phone: 217-287-2334
Fax: 217-287-7755

Montgomery County Coordinated Services
#1 Courthouse Square
P.O. Box 122
Hillsboro, IL 62049
Phone: 217-532-9577
Fax: 217-532-9585

Sangamon County Department of Public Health
2501 N. Dirksen Parkway
Springfield, IL 62702-1405
Phone: 217-535-3100
Fax: 217-535-3104

Transfer Stations: Wastes Handled 2002

	Municipality	County	Tons
Area Disposal ¹	Lincoln	Logan	0
Waste Mgt./Pana ²	Pana	Christian	179
Waste Mgt./Springfield	Springfield	Sangamon	167,517
Total			167,696

¹ Active in 2002, waste receipts unknown.
² Now inactive, as of April 2002.

Compost facilities

More than 12,000 gate tons of landscape wastes (an amount less than one percent of regional wastes landfilled) were processed through two facilities which were active in Region Five in 2002. Sangamon One allowed its composting permit to expire in 2000.

Compost Facilities: Wastes Accepted 2002

	Municipality	County	Tons
Dirksen Parkway Compost	Springfield	Sangamon	11
Quincy Compost Facility	Quincy	Adams	12,980
Total			12,991

Municipal Waste Management Plans

The Solid Waste Planning and Recycling Act requires all Illinois counties and the city of Chicago to develop, adopt and implement 20-year municipal waste management plans.

Plans include programs and recommendations to achieve solid waste management goals, which typically include waste reduction, recycling, incineration and landfilling as program options.

The law requires each plan to include a program designed to recycle 15 percent of municipal wastes by the end of the third year of the program and 25 percent of municipal wastes by the end of the fifth year, depending upon the availability of markets.

Every five years each plan must identify changes in planning areas, evaluate progress in plan implementation and, if necessary, revise plan recommendations and goals. The county also has the option of updating its solid waste generation rate. The plan is then submitted to the Illinois EPA for review and comment.

Five year plan updates have been adopted by Brown, Calhoun, Cass, Christian, Greene, Logan, Macoupin, Mason, Menard, Montgomery, Morgan, Pike, Sangamon, Schuyler, and Scott Counties. Adams and Jersey counties have not.

Additionally, Sangamon County completed its ten year plan update.

Questions concerning these plans and their availability should be directed to the appropriate local administrators listed in Appendix K of this report.

Details concerning Region Five landfills, transfer stations and compost facilities follow on pages R5.5 through R5.15.

Recycling rates range from more than 1.3 to 43.8 percent, for an average rate of 24.4 percent

The Illinois EPA encourages but does not regulate recycling, and is not obligated to collect and report recycling data; it does, however, as a public service, seek this information from county recycling coordinators.

Only two recycling coordinators (out of 17 counties) in Region Five provided data for 2002.

The multi-year average for the full region, which includes recycling data reaching back to 1992, is 24.4 percent. ♦

Municipal Wastes Recycled

County	Estimated Population	Waste Generated		Waste Recycled	
		Tons	PCD	Tons	Percent
Adams	68,277	74,763	6.0	19,438	26.0
Brown ¹	6,345	2,965	2.6	90	3.0
Calhoun	4,960	2,879	3.2	36	1.3
Cass ¹	13,223	7,245	3.0	117	1.6
Christian	35,372	23,187	2.0	10,160	43.8
Greene	14,573	10,904	4.1	211	1.9
Jersey	21,832	19,921	5.0	1,188	6.0
Logan ^{1 & 2}	31,183	20,500	3.6	5,000	24.4
Macoupin	49,019	18,786	2.1	3,243	17.3
Mason ¹	16,885	9,193	3.0	242	2.6
Menard	12,345	6,485	2.9	103	1.6
Montgomery	30,652	17,436	3.1	4,039	23.2
Morgan	36,056	28,295	4.3	6,547	23.1
Pike ¹	17,287	9,709	3.1	293	3.0
Sangamon	188,951	404,081	11.7	111,311	27.5
Schuyler ¹	7,625	4,217	3.0	112	2.7
Scott ¹	5,591	3,192	3.1	85	2.7
Totals	560,176	663,758	6.5	162,215	24.4%³

¹ Has residential recycling ordinance.

² Has commercial recycling ordinance.

³ Regional average.

Five Oaks Recycling and Disposal Facility

County	Christian
Municipality	Taylorville
Location	890 E. 1500 North Road
Location ☎	217-824-3942 Ext. 115
Hours of operation	Mon.-Fri.: 7 a.m. - 3 p.m.
Wastes accepted	Municipal, nonhazardous special, liquids for solidification
Tipping fee	\$32 per ton
Owner	Waste Management of Illinois Inc.**
Operator	Waste Management of Illinois Inc.**

Facility Facts

Identification number	0218160006
Design capacity, airspace cu.yds.	13,887,700
Total permitted landfill area, acres	213
Permitted disposal area, acres	175
Highest permitted elevation, feet (msl)	685
Leachate monitoring stations	3
Groundwater monitoring wells	18
Methane collection system	Active extraction with flare
Years remaining, estimated by landfill	35
Date/year to open -- Date/year to close	12-31-78 - 2037

Mod. #31 to permit on 2-13-03, approves operation of active gas management system in Unit 6, Ph. III, Units 7-I and 7-II.

Wastes Received: 2000, 2001, 2002

	TOTAL WASTES ACCEPTED			OUT-OF-STATE WASTES ACCEPTED		
	gate cu. yds	tons	tons/day	gate cu/yds.	tons	% of total
2000	1,047,350	317,379	1,221	3,467	1,051	0
2001	976,615	295,944	1,138	11,605	3,517	1
2002	841,367	254,960	981	12,580	3,812	1

2000 State of Origin: Illinois, Kentucky, Missouri 2001 State of Origin: Georgia, Illinois, Indiana, Kansas, Kentucky, Missouri, Wisconsin 2002 State of Origin: Georgia, Illinois, Indiana, Kansas, Kentucky, Missouri, Wisconsin

Remaining Capacities: Jan. 1, 2002 and Jan. 1, 2003

2002 certified gate cu. yds. (tons)	29,830,000	(9,039,000)
2003 certified gate cu. yds. (tons)	29,188,000	(8,845,000)

Audits and Inspections

Solid Waste Mgt. Fees paid in 2002	\$220,140
Last audited by Illinois EPA	10-10-00, 8-21-01 & 6-6-02
Facility inspected by	Christian County Solid Waste Management Department & Illinois EPA, Springfield Regional Office

Contacts

Owner	Operator
Waste Management of Illinois Inc.** 890 East 1500 North Road Taylorville, IL 62568 Contact: Mark Baccadutre ☎ 217-824-3942 Ext. 115	Waste Management of Illinois Inc.** 890 East 1500 North Road Taylorville, IL 62568 Contact: Mark Baccadutre ☎ 217-824-3942 Ext. 115

**A subsidiary of Waste Management Inc. Midwest, 1001 Fannin, Suite 4000, Houston, TX 77002 * 713-512-6200. Regional Office: Waste Management of Illinois Inc., 720 Butterfield Road, Lombard, IL 60148 * 630-572-8800

Litchfield-Hillsboro Landfill

County	Montgomery
Municipality	Litchfield
Location	Route 16 East
Location ☎	217-324-2811
Hours of operation	Mon.-Fri.: 7 a.m. - 4 p.m.
Wastes accepted	Municipal, nonhazardous special
Tipping fee	\$18.34 per ton
Owner	Envotech-Illinois LLC**
Operator	Envotech-Illinois LLC**

AKA Envotech-Illinois.

Facility Facts

Identification number	1358150007
Design capacity, airspace cu.yds.	5,546,400
Total permitted landfill area, acres	4.5
Permitted disposal area, acres	62
Highest permitted elevation, feet (msl)	723
Leachate monitoring stations	3
Groundwater monitoring wells	13
Methane collection system	Gas-to-energy (Active)*
Years remaining, estimated by landfill	9
Date/year to open -- Date/year to close	1976 - 2014

Mod. #24 to permit issued on 4-18-02 approved the design of the landfill gas collection and disposal system. Mod. #25 approved on 5-22-02, the operation for Cell 7, Phase 2A (4.5 ac.). *Permit Mod. #27 approved the active landfill gas collection and disposal system on 7-1-03.

Wastes Received: 2000, 2001, 2002

	TOTAL WASTES ACCEPTED			OUT-OF-STATE WASTES ACCEPTED		
	gate cu. yds	tons	tons/day	gate cu/yds.	tons	% of total
2000	350,000	106,061	408	2,733	828	1
2001	399,935	121,192	466	564	171	0
2002	468,325	141,917	546	0	0	0

2000 State of Origin: Illinois, Missouri 2001 State of Origin: Illinois, Missouri 2002 State of Origin: Illinois only

Remaining Capacities: Jan. 1, 2002 and Jan. 1, 2003

2002 certified gate cu. yds. (tons)	4,726,000	(1,432,000)
2003 certified gate cu. yds. (tons)	4,258,000	(1,290,000)

Audits and Inspections

Solid Waste Mgt. Fees paid in 2002	\$149,617
Last audited by Illinois EPA	9-26-00, 8-22-01 & 8-13-02
Facility inspected by	Montgomery County Health Department & Illinois EPA, Springfield Regional Office

Contacts

Owner	Operator
Envotech-Illinois LLC**	Envotech-Illinois LLC**
2782 Landfill Trail, P.O. Box 97	2782 Landfill Trail, P.O. Box 97
Litchfield, IL 62056	Litchfield, IL 62056
Contact: Tim Curry	Contact: Tim Johnson
☎ 217-324-2811	☎ 217-324-2811

**A subsidiary of Allied Waste Industries Inc., 15880 N. Greenway-Hayden Loop, Suite 100, Scottsdale, AZ 85260 * 480-627-2700. Regional Office: 12976 St. Charles Rock Road, Bridgeton, MO 63044 * 314-739-5099

Pike County Landfill

County	Pike
Municipality	Baylis
Location	Rural Route 1
Location ☎	217-833-2732
Hours of operation	Mon.-Fri.: 7 a.m. - 3 p.m.
Wastes accepted	Municipal, nonhazardous special
Tipping fee	\$34 per cubic yard
Owner	Pike County Landfill Inc.**
Operator	Pike County Landfill Inc.**

Facility Facts

Identification number	1498160001
Design capacity, airspace cu.yds.	6,000,000
Total permitted landfill area, acres	77
Permitted disposal area, acres	69
Highest permitted elevation, feet (msl)	836
Leachate monitoring stations	5
Groundwater monitoring wells	11
Methane collection system	Yes
Years remaining, estimated by landfill	17
Date/year to open -- Date/year to close	12-31-75 - 2021

Wastes Received: 2000, 2001, 2002

	TOTAL WASTES ACCEPTED			OUT-OF-STATE WASTES ACCEPTED		
	gate cu. yds	tons	tons/day	gate cu/yds.	tons	% of total
2000	326,155	98,835	380	35,083	10,631	11
2001	319,498	96,818	372	18,628	5,645	6
2002	329,660	99,897	384	43,456	13,168	13
2000 State of Origin: Illinois, Iowa, Missouri, Nebraska			2001 State of Origin: Illinois, Iowa, Missouri, Nebraska			2002 State of Origin: Illinois, Iowa, Missouri, Nebraska

Remaining Capacities: Jan. 1, 2002 and Jan. 1, 2003

2002 certified gate cu. yds. (tons)	7,247,000	(2,196,000)
2003 certified gate cu. yds. (tons)	5,736,000	(1,738,000)

Audits and Inspections

Solid Waste Mgt. Fees paid in 2002	\$98,686
Last audited by Illinois EPA	6-13-00, 6-12-01 & 4-18-02
Facility inspected by	Illinois EPA, Springfield Regional Office

Contacts

Owner	Operator
Pike County Landfill Inc.**	Pike County Landfill Inc.**
P.O. Box 9071	P.O. Box 9071
Peoria, IL 61612-9071	Peoria, IL 61612-9071
Contact: Ron L. Edwards	Contact: Ron L. Edwards
☎ 309-676-4893	☎ 309-676-4893

**A separately incorporated affiliate of Peoria Disposal Co.

RCS Landfill

County	Jersey
Municipality	Jerseyville
Location	1336 W. Crystal Lake Road
Location ☎	618-498-2024
Hours of operation	Mon.-Fri.: 7 a.m. - 5 p.m.
Wastes accepted	Municipal, nonhazardous special
Tipping fee	\$35 per ton
Owner	RCS Inc.**
Operator	RCS Inc.**

Facility Facts

Identification number	0830250012
Design capacity, airspace cu.yds.	2,526,239
Total permitted landfill area, acres	190.6
Permitted disposal area, acres	23.6
Highest permitted elevation, feet (msl)	662
Leachate monitoring stations	2
Groundwater monitoring wells	9
Methane collection system	None
Years remaining, estimated by landfill	28
Date/year to open -- Date/year to close	1-31-95 - 2031

Wastes Received: 2000, 2001, 2002

	TOTAL WASTES ACCEPTED			OUT-OF-STATE WASTES ACCEPTED		
	gate cu. yds	tons	tons/day	gate cu/yds.	tons	% of total
2000	47,416	14,368	55	0	0	0
2001	82,331	24,949	96	0	0	0
2002	108,522	32,885	126	0	0	0
2000 State of Origin: Illinois only 2001 State of Origin: Illinois only 2002 State of Origin: Illinois only						

Remaining Capacities: Jan. 1, 2002 and Jan. 1, 2003

2002 certified gate cu. yds. (tons)	3,194,000	(968,000)
2003 certified gate cu. yds. (tons)	3,073,000	(931,000)

Audits and Inspections

Solid Waste Mgt. Fees paid in 2002	\$0.00
Last audited by Illinois EPA	6-20-00, 6-19-01 & 4-25-02
Facility inspected by	Illinois EPA, Springfield Regional Office

Fees were over paid at one time, and a credit remains.

Contacts

Owner	Operator
RCS Inc.**	RCS Inc.**
1336 W. Crystal Lake Road	1336 W. Crystal Lake Road
Jerseyville, IL 62052	Jerseyville, IL 62052
Contact: Jay Ross	Contact: Jay Ross
☎ 618-656-6912	☎ 618-656-6912

**A subsidiary of Allied Waste Industries Inc., 15880 N. Greenway-Hayden Loop, Suite 100, Scottsdale, AZ 85260 * 480-627-2700. Regional Office: 12976 St. Charles Rock Road, Bridgeton, MO 63044 * 314-739-5099

Sangamon Valley Landfill (Inactive)*

County	Sangamon
Municipality	Springfield
Location	2565 Sand Hill Road
Location ☎	217-528-9256
Hours of operation	Mon. - Fri.: 7 a.m. - 4 p.m.; Sat.: 7 a.m. - noon
Wastes accepted	Municipal, nonhazardous special
Tipping fee	N/A
Owner	Sangamon Valley Landfill Inc.**
Operator	Sangamon Valley Landfill Inc.**

*Permitted to re-open July 7, 2003.

Facility Facts

Identification number	1678220037
Design capacity, airspace cu.yds.	1,405,222 (Area I) + 5,135,625 (Area II)
Total permitted landfill area, acres	198.24
Permitted disposal area, acres	24.1 (Area I) + 50.31 (Area II) = 74.42
Highest permitted elevation, feet (msl)	668 (Area I); 654 (Area II)
Leachate monitoring stations	4
Groundwater monitoring wells	34
Methane collection system	Gas-to-energy
Years remaining, estimated by landfill	24
Date/year to open -- Date/year to close	3-12-81 - 2027

Permit 2000-131-LFM approved 10-24-02 reduced capacity remaining to 9.2 million gate cu. yds. Permit Mod. #4 issued 7-7-03 allowed Cell 1A, Area II to operate.

Wastes Received: 2000, 2001, 2002

	TOTAL WASTES ACCEPTED			OUT-OF-STATE WASTES ACCEPTED		
	gate cu. yds	tons	tons/day	gate cu/yds.	tons	% of total
2000	0	0	0	0	0	0
2001	0	0	0	0	0	0
2002	0	0	0	0	0	0
2000 State of Origin: N/A 2001 State of Origin: N/A 2002 State of Origin: N/A						

Remaining Capacities: Jan. 1, 2002 and Jan. 1, 2003

2002 certified gate cu. yds. (tons)	12,618,000	(3,824,000)
2003 certified gate cu. yds. (tons)	9,244,000	(2,801,000)

Reduced capacity of almost 3.4 million cu. yds. due to permit modification which reduces the lateral waste disposal boundary (Area II yet to be constructed).

Audits and Inspections

Solid Waste Mgt. Fees paid in 2002	\$0
Last audited by Illinois EPA	None
Facility inspected by	Sangamon County Department of Public Health & Illinois EPA, Springfield Regional Office

Contacts

Owner	Operator
Sangamon Valley Landfill Inc.** 4340 Acer Grove Dr., Suite B Springfield, IL 62707 Contact: Paul Howe ☎ 217-787-6079	Sangamon Valley Landfill Inc.** 2565 Sand Hill Road Springfield, IL 62707 Contact: Bryan Deming ☎ 217-522-7797

**A subsidiary of Allied Waste Industries Inc., 15880 N. Greenway-Hayden Loop, Suite 100, Scottsdale, AZ 85260 * 480-627-2700. Regional Office: 4340 Acer Grove Dr., Suite B, Springfield, IL 62707 * 217-787-6079

Area Disposal Transfer Station (Active)

County	Logan
Municipality	Lincoln
Location	835 1575th St.
Location ☎	217-735-5881
Hours of operation	Mon. - Fri.: 8 a.m. - 5 p.m.
Wastes accepted	Municipal, recyclables
Tipping fee	N/A
Owner	Area Disposal Co.**
Operator	Area Disposal Co.**

Facility Facts

Identification number	1078160001
Opened, year	1982
Facility acreage	15-20

Wastes Received: 2000, 2001, 2002

	<u>Tons per year</u>	<u>Tons per day (average)</u>
2000	0	0
2001	0	0
2002	0	0

Active, but waste receipts are unknown.

Inspections

Facility inspected by	Illinois EPA, Springfield Regional Office
------------------------------	---

Contacts

Owner	Operator
Area Disposal Co.**	Area Disposal Co.**
Ron Edwards	Ron Edwards
P.O. Box 9071	P.O. Box 9071
Peoria, IL 61612-9071	Peoria, IL 61612-9071
☎ 309-676-4893	☎ 309-676-4893

**A subsidiary of Coulter Companies, P.O. Box 9071, Peoria, IL 61612-9071 * 309-676-4893

Waste Management/Pana Transfer Station (Active)*

County	Christian
Municipality	Pana
Location	500 N. Hickory
Location ☎	217-562-4011
Hours of operation	N/A
Wastes accepted	Municipal
Tipping fee	N/A
Owner	Waste Management of Illinois Inc.**
Operator	Waste Management of Illinois Inc.**

*Now inactive as of April 2002.

Facility Facts

Identification number	0218100002
Opened, year	1978
Facility acreage	2

Wastes Received: 2000, 2001, 2002

	<u>Tons per year</u>	<u>Tons per day (average)</u>
2000	1,076	5
2001	1,102	18
2002	179	14

Inspections

Facility inspected by	Illinois EPA, Springfield Regional Office & Christian County Solid Waste Management Department
------------------------------	---

Contacts

Owner	Operator
Waste Management of Illinois Inc.** Mark Baccadutre 890 E. 1500 N. Road Taylorville, IL 62568 ☎ 217-824-3942 Ext. 115	Waste Management of Illinois Inc.** Mark Baccadutre 890 E. 1500 N. Road Taylorville, IL 62658 ☎ 217-824-3942 Ext. 115

**A subsidiary of Waste Management Inc. Midwest, 1001 Fannin, Suite 4000, Houston, TX 77002 * 713-512-6200. Address given above is for Five Oaks Recycling & Disposal Facility.

Waste Management/Springfield Transfer Station (Active)

County	Sangamon
Municipality	Springfield
Location	3000 E. Ash St.
Location ☎	217-523-5497
Hours of operation	Mon. - Fri.: 7 a.m. - 3 p.m.; Sat.: 8 a.m. - 11 a.m.
Wastes accepted	Municipal, recyclables, solid waste
Tipping fee	\$42/ton
Owner	Waste Management of Illinois Inc.**
Operator	Waste Management of Illinois Inc.**

Facility Facts

Identification number	1671200127
Opened, year	1980
Facility acreage	3.6

Wastes Received: 2000, 2001, 2002

	<u>Tons per year</u>	<u>Tons per day (average)</u>
2000	0	0
2001	0	0
2002	167,517	500

Waste receipts not voluntarily reported in 2000 & 2001.

Inspections

Facility inspected by	Illinois EPA, Springfield Regional Office & Sangamon County Department of Public Health
------------------------------	--

Contacts

Owner	Operator
Waste Management of Illinois Inc.** Roy Whittinghill 3000 E. Ash St. Springfield, IL 62703 ☎ 217-523-5498 Ext. 102	Waste Management of Illinois Inc.** Roy Whittinghill 3000 E. Ash St. Springfield, IL 62703 ☎ 217-523-5498 Ext. 102

**A subsidiary of Waste Management Inc. Midwest, 1001 Fannin, Suite 4000, Houston, TX 77002 * 713-512-6200. Regional Office: Waste Management of Illinois Inc., 720 Butterfield Road, Lombard, IL 60148 * 630-572-8800

Dirksen Parkway Compost Facility

County	Sangamon
Municipality	Springfield
Location	2901 S. Dirksen Parkway
Location ☎	N/A
Hours of operation	N/A
Wastes Accepted	Grass, Leaves, Brush
Owner	Secretary of State, Physical Services
Operator	Secretary of State, Physical Services

Facility Facts

Identification number	1671200110
Date/Year Open - Date/Year Closed	6-22-90 -
Permit Expires	1-11-04
Facility Inspected By	Sangamon County Dept. of Public Health & Illinois EPA, Springfield Regional Office

Landscape Waste Received (cu. yds): 2000, 2001 & 2002

	Grass cu. yds.	Leaves cu. yds.	Brush cu. yds.
2000	16	17	7
2001	15	20	9
2002	14	21	10

Total Landscape Waste Received (tons): 2000, 2001 & 2002

2000 tons per year	11
2001 tons per year	11
2002 tons per year	11

2002 Amounts Used/Sold (cubic yards)

	Composted	Chipped/Shredded
Land Reclamation	0	0
Daily Landfill Cover	0	0
Final Landfill Cover	0	0
Landscaping	32	0
Land Application at Agronomic Rates	0	0
Other	0	0
TOTAL	32	0

Contacts

Owner

Secretary of State, Physical Services
 Dave Rusciolelli
 Room 189, Howlett Building
 Springfield, IL 62756
 ☎ 217-782-6530

Operator

Secretary of State, Physical Services
 Dave Rusciolelli
 2901 S. Dirksen Parkway
 Springfield, IL 62702
 ☎ 217-782-6530

Quincy Compost Facility (Active, Now closed)

County	Adams
Municipality	Quincy
Location	200 E. Lock & Dam Road
Location ☎	217-228-4555
Hours of operation	N/A
Wastes Accepted	Grass, Leaves, Brush
Owner	City of Quincy
Operator	City of Quincy

Facility Facts

Identification number	0010650038
Date/Year Open - Date/Year Closed	2-27-90 - 7-30-03
Permit Expires	9-24-03
Facility Inspected By	Illinois EPA, Springfield Regional Office

Certificate of Closure issued on 7-30-03.

Landscape Waste Received (cu. yds): 2000, 2001 & 2002

	Grass cu. yds.	Leaves cu. yds.	Brush cu. yds.
2000	2,745	6,380	0
2001	2,485	6,867	70,000
2002	2,873	6,656	70,000

Estimated volumes; No scale is available to weigh. Amounts dropped off by public is also estimated.

Total Landscape Waste Received (tons): 2000, 2001 & 2002

2000 tons per year	2,374
2001 tons per year	13,022
2002 tons per year	12,980

Data was incorrect in 2001 annual report, now corrected.

2002 Amounts Used/Sold (cubic yards)

	Composted	Chipped/Shredded
Land Reclamation	0	0
Daily Landfill Cover	0	0
Final Landfill Cover	0	0
Landscaping	1,000	2,000
Land Application at Agronomic Rates	0	0
Other	0	10,000
TOTAL	1,000	12,000

Contacts

Owner

City of Quincy
 Alan C. Van De Boe
 730 Maine St., Suite 215
 Quincy, IL 62301
 ☎ 217-228-4555

Operator

City of Quincy
 Alan C. Van De Boe
 200 E. Lock & Dam Road
 Quincy, IL 62301
 ☎ 217-228-4555

Sangamon One (Closed)

County	Sangamon
Municipality	Springfield
Location	Rural Route 4, Recreation Drive
Location ☎	N/A
Hours of operation	N/A
Wastes Accepted	Brush chipping only (no permit required)
Owner	City of Springfield
Operator	City of Springfield

Facility Facts

Identification number	1671200134
Date/Year Open - Date/Year Closed	8-7-91 - 10-19-01
Permit Expires	Expired
Facility Inspected By	Sangamon County Dept. of Public Health & Illinois EPA, Springfield Regional Office

Certificate of Closure issued 10-19-01.

Landscape Waste Received (cu. yds): 2000, 2001 & 2002

	Grass cu. yds.	Leaves cu. yds.	Brush cu. yds.
2000	0	0	35,000
2001	0	0	0
2002	0	0	0

Total Landscape Waste Received (tons): 2000, 2001 & 2002

2000 tons per year	5,250
2001 tons per year	0
2002 tons per year	0

2002 Amounts Used/Sold (cubic yards)

	Composted	Chipped/Shredded
Land Reclamation	0	0
Daily Landfill Cover	0	0
Final Landfill Cover	0	0
Landscaping	0	0
Land Application at Agronomic Rates	0	0
Other	0	0
TOTAL	0	0

Contacts

Owner

City of Springfield
Wynne Coplea
Municipal Center West
Springfield, IL 62701
☎ 217-789-2255

Operator

City of Springfield
Wynne Coplea
Municipal Center West
Springfield, IL 62701
☎ 217-789-2255

Region Six: Metropolitan East St. Louis

Landfills Transfer Stations Compost Facilities



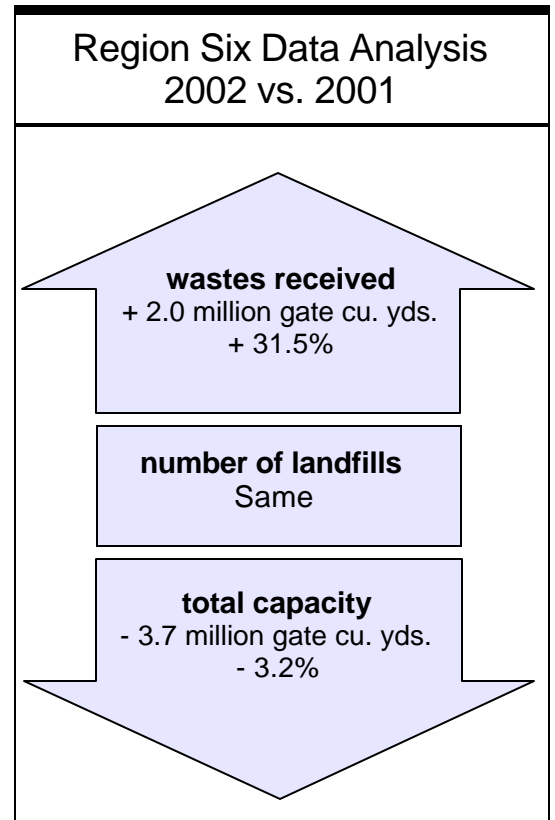
Handling waste is an equipment intensive operation. This view shows just some of the equipment necessary to get the trash from your curb into a cell at the landfill.

THREE YEARS AGO, ON JAN. 1, 2000, REGION SIX landfills reported a total capacity explosion of 159.3 percent over the previous year, because of the opening of Cottonwood Hills Recycling and Disposal Facility, Marissa. The available capacity of 130.6 million gate cubic yards was the highest capacity increase of any region recorded at the beginning of 2001.

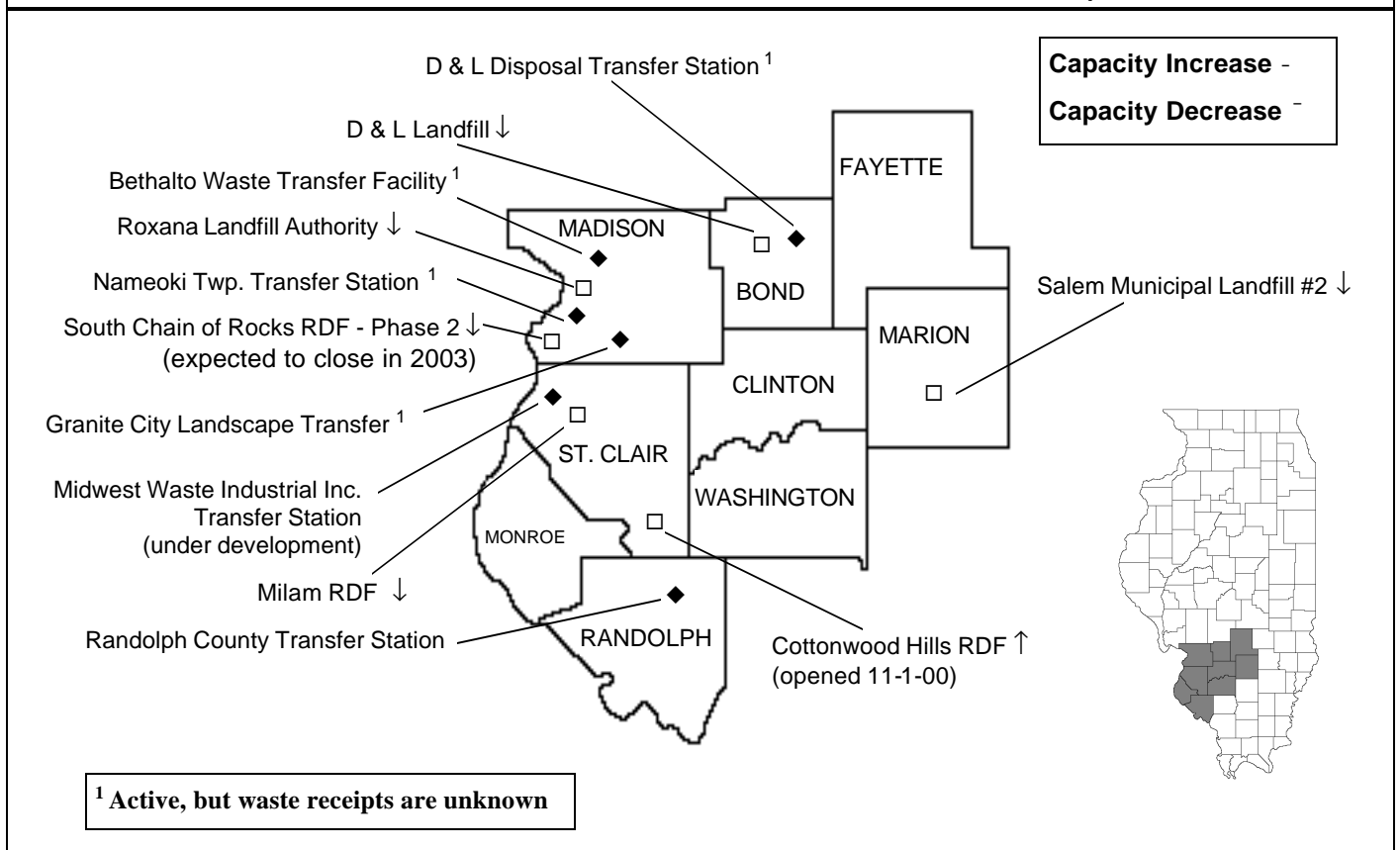
On Jan. 1, 2003, the capacity dropped just 3.2 percent, in the amount of 3.7 million gate cubic yards from the previous year.

The 82.7 million gate cubic yards reported on Jan. 1, 2003 by Cottonwood Hills RDF, Marissa is 73.6 percent of the landfill capacity available in the Region. On the lower end, South Chain of Rocks RDF-Phase 2, is nearing closure, but is not closed yet.

During 2002, the six Metropolitan East St. Louis facilities received 14.9 percent of solid wastes landfilled statewide, but the amount disposed in 2002 increased 31.5 percent from the previous year. Almost 8.2 million gate cubic yards of wastes were landfilled in the Metropolitan East St. Louis area in 2002. Figures differed by two million gate cubic yards year to year, raising the figure 31.5 percent.



Landfills and Transfer Stations: Active, Closed, Under Development in 2002



Region Six Solid Waste Statistics

Counties 9
Area (square miles) 5,061
Population (est.) 714,289

Landfill life expectancy
Years remaining 14 ♦

Landfills
New in 2000 1
Active in 2002 6
Open past 2002 6

Transfer Stations
Active in 2002 5
Under Devlpmt. in 2002 1

Compost facilities
Active in 2002 7
Inactive in 2002 2

♦ Total remaining capacity (from table below) divided by total wastes accepted. Tells how long the region may be served by local landfills at current disposal rates, barring capacity adjustments, until capacity is depleted.

New landfill opened in St. Clair County in 2000

The Region's capacity received an enormous boost when Cottonwood Hills Recycling and Disposal Facility (RDF), near Marissa, began accepting wastes, and became number two in the state in terms of capacity. The facility occupies a total area of 437 acres and has a permitted disposal area of 206 acres, and a design airspace capacity of 39.3 million cubic yards. Airspace is the area that will be filled by wastes, by daily cover (soil or alternative materials spread atop the wastes at the end of each working day) and, finally, by the landfill's final clay and topsoil cap.

Expansion permits pending

Roxana Landfill Authority, Roxana, submitted in February 2003 a permit application for horizontal and vertical expansion. This effort is still under Agency review. New cells have opened in 2002-2003.

Owners of Milam RDF, East St. Louis, report an additional 4.75 million cubic yards expansion proposal, pending Illinois EPA approval expected in Fall of 2003.

Greater than half of wastes came from out of state

Salem Municipal Landfill #2 was the only active facility in the region that did not accept out-of-state wastes. Of total wastes accepted in Region Six, 4.1 million cubic yards, or 50.8 percent, originated elsewhere, indicating the region's close proximity to the Missouri border and the city of St. Louis.

Landfills: Wastes Accepted 2002; Remaining Capacities Jan. 1, 2003

	Municipality	County	Wastes		Capacity		Disp. Area Acres	Close Year
			Cu. Yds.	Rank ¹	Cu. Yds.	Rank ²		
Cottonwood Hills RDF ♦ ³	Marissa	St. Clair	1,035,802	13	82,877,000	2	206	2040
D & L Landfill ♦	Greenville	Bond	227,549	40	8,451,000	22	63	2040
Milam Recyc. and Disp. Facility ♦ ⁴	East St. Louis	St. Clair	3,975,535	4	11,867,000	17	176	2012
Roxana Landfill ♦ ⁵	Roxana	Madison	2,477,125	6	8,651,000	21	72.4	2007
Salem Municipal Landfill #2	Salem	Marion	73,819	47	551,000	45	22	2012
S. Chain of Rocks RDF-Phase 2 ♦ ⁶	Granite City	Madison	378,319	30	73,000	48	64	2003
Totals			8,168,149		112,470,000			

♦ Five landfills accepted out-of-state wastes during 2002 totaling 4,151,605 gate cubic yards, or 50.8% of the region's total.

¹ Standing among 51 landfills that accepted wastes during 2002.

² Standing among 51 landfills that reported capacity as of Jan. 1, 2003.

³ Permit Mod. #9 approved Phase 1A South on 8-26-02 and Phase 1A North on 5-8-03.

⁴ Mod. #26 approved on 2-25-03 Phase IV Northwest.

⁵ Permit Modifications 29, 31, 32 and 34 approved new cells in 2002 and 2003.

⁶ Still open as of Sept. 2003.

Fully 80 percent of wastes interred in 2002 at Cottonwood Hills RDF, Marissa came from out-of-state sources. The percentage of out-of-state waste disposed at South Chain of Rocks RDF, Granite City was 67.

Milam RDF had the distinction of ranking 4th in the state in quantities of wastes disposed during 2002, and Roxana Landfill Authority, Roxana, ranked 6th. South Chain of Rocks RDF ranked number 48 of 51 landfills in terms of waste accepted, as it neared closure.

Madison and St. Clair counties conduct inspections

The Illinois EPA has delegated inspection authority to the Madison County Planning and Development Department and the St. Clair County Health Department.

Delegation agreements authorize these agencies to conduct many of the duties that would otherwise be performed by the Illinois EPA field office: investigating and enforcing suspected violations of land pollution laws and reports of open dumping, and inspecting landfills, transfer stations and compost facilities permitted through the Agency’s Bureau of Land.

(Inspections also include industrial landfills, or monofills, and landfills that closed prior to 2000; these facilities are not included in this report.)

Both Madison and St. Clair Counties have two active landfills each. Both counties also have compost facilities, but only Madison County has transfer stations (three).

Six transfer stations were open for business, but only two voluntarily reported

Only two of the five transfer stations in Region Six voluntarily reported 73,606 tons handled during 2002. The amount of waste transferred by these facilities is underrepresented.

Questions and Complaints

Illinois EPA Region Six field office personnel investigate reports of suspected illegal waste disposal, and inspect the region’s landfills, transfer stations and compost facilities, except in **Madison and St. Clair counties**, where joint responsibility has been delegated to local authorities.

Questions or complaints concerning pollution control facilities, open dumping or other incidents should be directed to the office having jurisdiction over the site:

Illinois EPA
2009 Mall St.
Collinsville, IL 62234
Phone: 618-346-5120
Fax: 618-346-5155

Madison County Planning & Development Dept.
157 N. Main, Suite 254
Edwardsville, IL 62025
Phone: 618-692-7040 Ext. 4663
Fax: 618-692-8982

St. Clair County Health Department
19 Public Square, Suite 150
Belleville, IL 62220
Phone: 618-233-7769
Fax: 618-236-0676

Expansions Proposed

Landfill	Details
Roxana Landfill Authority	Horizontal & Vertical
Milam RDF	4.75 million cu. yds.

Transfer Stations: Wastes Handled 2002

	Municipality	County	Tons
Bethalto Waste Transfer ¹	Bethalto	Madison	0
D & L Disposal	Greenville	Bond	44,872
Granite City Landscape ¹	Granite City	Madison	0
Nameoki Township ¹	Granite City	Madison	0
Randolph County	Sparta	Randolph	28,734
Total			73,606

¹ Active, but waste receipts unknown

Municipal Waste Management Plans

The Solid Waste Planning and Recycling Act requires all Illinois counties and the city of Chicago to develop, adopt and implement 20-year municipal waste management plans.

Plans include programs and recommendations to achieve solid waste management goals, which typically include waste reduction, recycling, incineration and landfilling as program options.

The law requires each plan to include a program designed to recycle 15 percent of municipal wastes by the end of the third year of the program and 25 percent of municipal wastes by the end of the fifth year, depending upon the availability of markets.

Every five years each plan must identify changes in planning areas, evaluate progress in plan implementation and, if necessary, revise plan recommendations and goals. The county also has the option of updating its solid waste generation rate. The plan is then submitted to the Illinois EPA for review and comment.

Five year plan updates have been adopted by all the Region Six counties.

Additionally, Madison, Monroe and St. Clair counties have also completed ten year plan updates.

Questions concerning these plans and their availability should be directed to the appropriate local administrators listed in Appendix K of this report.

Details concerning Region Six landfills, transfer stations and compost facilities follow on pages R6.5 through R6.25.

Composting followed familiar pattern

Five active compost facilities processed more than 34,000 gate tons of landscape wastes, an amount equal to about 1.3 percent of all wastes landfilled in Region Six.

Milan RDF Compost Site accepted the most landscape waste in the region, 65.7 percent of the total.

Compost Facilities: Wastes Accepted 2002

	Municipality	County	Tons
Centralia Landscape ¹	Centralia	Marion	78
Milam RDF	East St. Louis	St. Clair	22,394
Nashville Municipal	Nashville	Washington	244
Roxana Landfill Compost	Roxana	Madison	10,531
Salem Municipal Landfill #2	Salem	Marion	798
Total			34,045

¹ Permit renewal and certificate of closure needed.

Recycling rates varied from less than one to 40.5 percent

The Illinois EPA encourages but does not regulate recycling, and is not obligated to collect and report recycling data; it does, however, as a public service, seek this information from county recycling coordinators. Seven counties did not voluntarily respond to the recycling survey in 2002.

Recycling rates in Region Six ranged from a low of less than one percent to a high of 40.5 percent. The regional average recycling rate was 29.6 percent. ♦

Municipal Wastes Recycled

County	Estimated Population	Waste Generated		Waste Recycled	
		Tons	PCD	Tons	Percent
Bond	17,070	6,577	2.1	2,602	39.6
Clinton	34,777	17,215	2.7	3,000	17.4
Fayette	21,604	19,657	5.0	4,158	21.2
Madison ¹	258,941	357,741	7.6	109,294	30.6
Marion	40,500	39,912	5.4	6,840	17.1
Monroe	27,652	17,662	3.5	2,013	11.4
Randolph	33,893	26,598	4.3	2,624	9.9
St. Clair	256,082	140,205	3.0	56,847	40.5
Washington	15,149	6,912	2.5	60	0.9
Totals	705,668	632,479	4.9	187,438	29.6%²

¹ Has residential recycling ordinance.

² Regional average.

Cottonwood Hills RDF

County	St. Clair
Municipality	Marissa
Location	10400 Hillstown Road
Location ☎	708-409-3548
Hours of operation	Sun.-Sat.: 3 a.m. - midnight
Wastes accepted	Municipal, nonhazardous special
Tipping fee	\$27.50 per ton
Owner	Waste Management of Illinois Inc.**
Operator	Waste Management of Illinois Inc.**

*Modification #1 approved 3-3-00 removed Village of Marissa as owner.

Facility Facts

Identification number	1630755017
Design capacity, airspace cu.yds.	39,336,000
Total permitted landfill area, acres	437
Permitted disposal area, acres	206
Highest permitted elevation, feet (msl)	575
Leachate monitoring stations	10
Groundwater monitoring wells	10
Methane collection system	67 extraction wells
Years remaining, estimated by landfill	37
Date/year to open -- Date/year to close	11-1-00 - 2040*

*Facility expects to receive more refuse in the future. Permit Mod. #9 approves, on 8-26-02, the operation of Phase 1A South; and on 5-8-03, the operation of Phase 1A North.

Wastes Received: 2000, 2001, 2002

	TOTAL WASTES ACCEPTED			OUT-OF-STATE WASTES ACCEPTED		
	gate cu. yds	tons	tons/day	gate cu/yds.	tons	% of total
2000	13,925	4,220	16	3,691	1,118	27
2001	940,191	284,906	1,096	613,782	185,995	65
2002	1,035,802	313,879	1,207	694,809	210,548	67
2000 State of Origin: Missouri		2001 State of Origin: Illinois, Missouri		2002 State of Origin: Arkansas, Illinois, Kentucky, Missouri		

Remaining Capacities: Jan. 1, 2002 and Jan. 1, 2003

2002 certified gate cu. yds. (tons)	80,501,000	(24,394,000)
2003 certified gate cu. yds. (tons)	82,877,000	(25,114,000)

Jan. 1, 2003 capacity includes approval of new areas mentioned in footnotes above. Capacity increase due to increased compaction.

Audits and Inspections

Solid Waste Mgt. Fees paid in 2002	\$274,335
Last audited by Illinois EPA	7-17-01 & 7-11-02
Facility inspected by	St. Clair County Health Department & Illinois EPA, Collinsville Regional Office

Contacts

Owner	Operator
Waste Management of Illinois Inc.**	Waste Management of Illinois Inc.**
601 Madison Road	601 Madison Road
East St. Louis, IL 62201	East St. Louis, IL 62201
Contact: Ernest H. Dennison	Contact: Ernest H. Dennison
☎ 618-271-6788 Ext. 122	☎ 618-271-6788 Ext. 122

**A subsidiary of Waste Management Inc. Midwest, 1001 Fannin, Suite 4000, Houston, TX 77002 * 713-512-6200.

D & L Landfill

County	Bond
Municipality	Greenville
Location	825 Willard Street, R.R. 3
Location ☎	618-664-2587
Hours of operation	Mon.-Fri.: 7 a.m. - 4 p.m.
Wastes accepted	Municipal, nonhazardous special
Tipping fee	\$18 per ton
Owner	D & L Landfill Inc.
Operator	D & L Landfill Inc.

Facility Facts

Identification number	0050050001
Design capacity, airspace cu.yds.	4,500,000
Total permitted landfill area, acres	217
Permitted disposal area, acres	63
Highest permitted elevation, feet (msl)	605
Leachate monitoring stations	1
Groundwater monitoring wells	26
Methane collection system	None
Years remaining, estimated by landfill	37
Date/year to open -- Date/year to close	1974 - 2040

Wastes Received: 2000, 2001, 2002

	TOTAL WASTES ACCEPTED			OUT-OF-STATE WASTES ACCEPTED		
	gate cu. yds	tons	tons/day	gate cu/yds.	tons	% of total
2000	193,234	58,556	225	50,191	15,209	26
2001	202,122	61,249	236	4,372	1,325	2
2002	227,549	68,954	265	3,863	1,171	2
2000 State of Origin: Illinois, Missouri 2001 State of Origin: Illinois, Missouri 2002 State of Origin: Illinois, Missouri						

Remaining Capacities: Jan. 1, 2002 and Jan. 1, 2003

2002 certified gate cu. yds. (tons)	8,544,000	(2,589,000)
2003 certified gate cu. yds. (tons)	8,451,000	(2,561,000)

Audits and Inspections

Solid Waste Mgt. Fees paid in 2002	\$25,000
Last audited by Illinois EPA	11-8-00, 5-29-01 & 6-11-02
Facility inspected by	Illinois EPA, Collinsville Regional Office

Contacts

Owner

D & L Landfill Inc.
825 Willard St., Rural Route 3
Greenville, IL 62246
Contact: Lee Roy McCray
☎ 618-664-2587

Operator

D & L Landfill Inc.
825 Willard St., Rural Route 3
Greenville, IL 62246
Contact: Don McCray
☎ 618-664-2587

Milam Recycling and Disposal Facility

County	St. Clair
Municipality	East St. Louis
Location	601 Madison Road
Location ☎	618-271-6788 Ext. 122
Hours of operation	Mon.-Fri.: 4 a.m. - 4 p.m.; Sat.: 5 a.m. - 2 p.m.
Wastes accepted	Municipal, nonhazardous special
Tipping fee	\$30.33 per ton
Owner	Waste Management of Illinois Inc.**
Operator	Waste Management of Illinois Inc.**

Facility Facts

Identification number	1630450001
Design capacity, airspace cu.yds.	14,700,000
Total permitted landfill area, acres	208
Permitted disposal area, acres	176
Highest permitted elevation, feet (msl)	567
Leachate monitoring stations	1
Groundwater monitoring wells	26
Methane collection system	Gas-to-energy
Years remaining, estimated by landfill	3
Date/year to open -- Date/year to close	1974 - 2012*

*Expansion permit pending. Mod. #26, on 2-25-03 approved operation of Phase IV Northwest.

Wastes Received: 2000, 2001, 2002

	TOTAL WASTES ACCEPTED			OUT-OF-STATE WASTES ACCEPTED		
	gate cu. yds	tons	tons/day	gate cu/yds.	tons	% of total
2000	3,512,150	1,064,288	4,093	2,159,586	654,420	61
2001	2,742,205	830,971	3,196	1,577,620	478,067	58
2002	3,975,535	1,204,708	4,633	2,389,397	724,060	60
2000 State of Origin: Illinois, Indiana, Missouri		2001 State of Origin: Illinois, Indiana, Missouri		2002 State of Origin: Illinois, Indiana, Missouri, Tennessee		

Remaining Capacities: Jan. 1, 2002 and Jan. 1, 2003

2002 certified gate cu. yds. (tons)	15,679,000	(4,751,000)
2003 certified gate cu. yds. (tons)	11,867,000	(3,596,000)

Audits and Inspections

Solid Waste Mgt. Fees paid in 2002	\$932,858
Last audited by Illinois EPA	10-23-00, 9-25-01 & 10-16-02
Facility inspected by	St. Clair County Health Department & Illinois EPA, Collinsville Regional Office

Contacts

Owner	Operator
Waste Management of Illinois Inc.** 601 Madison Road East St. Louis, IL 62201 Contact: Ernest H. Dennison ☎ 618-271-6788 Ext. 122	Waste Management of Illinois Inc.** 601 Madison Road East St. Louis, IL 62201 Contact: Ernest H. Dennison ☎ 618-271-6788 Ext. 122

**A subsidiary of Waste Management Inc. Midwest, 1001 Fannin, Suite 4000, Houston, TX 77002 * 713-512-6200.

Roxana Landfill Authority

County	Madison
Municipality	Roxana
Location	4600 Cahokia Creek Road
Location ☎	618-656-6912
Hours of operation	Mon.-Fri.: 5 a.m. - 4 p.m.; Sat.: 7 a.m. - noon
Wastes accepted	Municipal, nonhazardous special, C & D debris
Tipping fee	\$35.35 per ton
Owner	Roxana Landfill Authority Inc.**
Operator	Roxana Landfill Authority Inc.**

Facility Facts

Identification number	1190900002
Design capacity, airspace cu.yds.	9,790,000
Total permitted landfill area, acres	104
Permitted disposal area, acres	72.4
Highest permitted elevation, feet (msl)	592
Leachate monitoring stations	1
Groundwater monitoring wells	14
Methane collection system	Flares & gas-to-energy
Years remaining, estimated by landfill	3.5
Date/year to open -- Date/year to close	1975 - 2007

Permit Mod. #29 approved operation of Module 6A (4.5 ac.) on 4-8-02; Mod. #31 approved operation of Module 5A-South on 9-25-02; Mod. #32 approved operation of Module 5A-North and southern half of Module 3B on 11-18-02. Sig mod to permit for vertical and horizontal expansion application pending as of 9-10-03, submitted 2-14-03, Log #2002-341.

Wastes Received: 2000, 2001, 2002

	TOTAL WASTES ACCEPTED			OUT-OF-STATE WASTES ACCEPTED		
	gate cu. yds	tons	tons/day	gate cu/yds.	tons	% of total
2000	930,658	282,018	1,085	20,442	6,195	2
2001	1,068,491	323,785	1,245	26,099	7,909	2
2002	2,477,125	750,644	2,887	761,646	230,802	31
2000 State of Origin: Illinois, Missouri 2001 State of Origin: Illinois, Missouri 2002 State of Origin: Illinois, Missouri						

Remaining Capacities: Jan. 1, 2002 and Jan. 1, 2003

2002 certified gate cu. yds. (tons)	10,558,000	(3,199,000)
2003 certified gate cu. yds. (tons)	8,651,000	(2,622,000)

Jan. 1, 2003 capacity doesn't include Mod. #34, operation of Module 7A (4.8 ac.) on 2-27-03.

Audits and Inspections

Solid Waste Mgt. Fees paid in 2002	\$490,782
Last audited by Illinois EPA	5-23-00, 6-19-01 & 4-25-02
Facility inspected by	Madison County Planning & Development & Illinois EPA, Collinsville Regional Office

Contacts

Owner	Operator
Roxana Landfill Authority Inc.** 4600 Cahokia Creek Road, P. O. Box 97 Roxana, IL 62084-0097 Contact: Jay Ross ☎ 618-656-6912	Roxana Landfill Authority Inc.** 4600 Cahokia Creek Road, P.O. Box 97 Roxana, IL 62084-0097 Contact: Jay Ross ☎ 618-656-6912

**A subsidiary of Allied Waste Industries Inc., 15880 N. Greenway-Hayden Loop, Suite 100, Scottsdale, AZ 85260 * 480-627-2700. Regional Office: 12976 St. Charles Rock Road, Bridgeton, MO 63044 * 314-739-5099

Salem Municipal Landfill #2

County	Marion
Municipality	Salem
Location	900 E. Lake St.
Location ☎	618-548-2222
Hours of operation	Mon.-Fri.: 8 a.m. - 3 p.m.
Wastes accepted	Municipal
Tipping fee	\$7.50 per cubic yard
Owner	City of Salem, Mayor's Office
Operator	City of Salem, Public Works Office

Facility Facts

Identification number	1218130007
Design capacity, airspace cu.yds.	457,000
Total permitted landfill area, acres	49
Permitted disposal area, acres	22
Highest permitted elevation, feet (msl)	574
Leachate monitoring stations	2
Groundwater monitoring wells	12
Methane collection system	None
Years remaining, estimated by landfill	7.5
Date/year to open -- Date/year to close	1977 - 2012

Permit Mod. #15, approved on 8-22-03 the renewal of the permit for five more years.

Wastes Received: 2000, 2001, 2002

	TOTAL WASTES ACCEPTED			OUT-OF-STATE WASTES ACCEPTED		
	gate cu. yds	tons	tons/day	gate cu/yds.	tons	% of total
2000	68,578	20,781	80	0	0	0
2001	64,858	19,654	76	0	0	0
2002	73,819	22,369	86	0	0	0
2000 State of Origin: Illinois only 2001 State of Origin: Illinois only 2002 State of Origin: Illinois only						

Remaining Capacities: Jan. 1, 2002 and Jan. 1, 2003

2002 certified gate cu. yds. (tons)	624,000	(189,000)
2003 certified gate cu. yds. (tons)	551,000	(167,000)

Audits and Inspections

Solid Waste Mgt. Fees paid in 2002	\$11,300
Last audited by Illinois EPA	7-11-01 & 5-2-02
Facility inspected by	Illinois EPA, Collinsville Regional Office

Contacts

Owner	Operator
City of Salem, Mayor's Office	City of Salem, Public Works Office
101 S. Broadway	101 S. Broadway Ave.
Salem, IL 62881	Salem, IL 62881
Contact: Roger D. Kinney	Contact: John Pruden
☎ 618-548-2222	☎ 618-548-2222

South Chain of Rocks RDF-Phase 2

County	Madison
Municipality	Granite City
Location	3399 W. Chain of Rocks Road
Location ☎	618-797-0405
Hours of operation	Mon.-Fri.: 5 a.m. - 3 p.m.
Wastes accepted	Municipal, nonhazardous special
Tipping fee	\$30.33 per ton
Owner	Waste Management of Illinois Inc.**
Operator	Waste Management of Illinois Inc.**

Facility Facts

Identification number	1198010002
Design capacity, airspace cu.yds.	2,767,100
Total permitted landfill area, acres	102
Permitted disposal area, acres	64
Highest permitted elevation, feet (msl)	500
Leachate monitoring stations	2
Groundwater monitoring wells	16
Methane collection system	Active
Years remaining, estimated by landfill	< 1
Date/year to open -- Date/year to close	1978 - 2003

Still open as of Sept. 2003.

Wastes Received: 2000, 2001, 2002

	TOTAL WASTES ACCEPTED			OUT-OF-STATE WASTES ACCEPTED		
	gate cu. yds	tons	tons/day	gate cu/yds.	tons	% of total
2000	1,651,243	500,377	1,925	1,171,339	354,951	71
2001	1,194,946	362,105	1,393	808,360	244,958	68
2002	378,319	114,642	441	301,888	91,481	80

2000 State of Origin: Illinois, Missouri 2001 State of Origin: Illinois, Missouri 2002 State of Origin: Illinois, Missouri

Remaining Capacities: Jan. 1, 2002 and Jan. 1, 2003

2002 certified gate cu. yds. (tons)	285,000	(86,000)
2003 certified gate cu. yds. (tons)	73,000	(22,000)

Audits and Inspections

Solid Waste Mgt. Fees paid in 2002	\$103,509
Last audited by Illinois EPA	10-24-00, 9-25-01 & 10-17-02
Facility inspected by	Madison County Planning & Development & Illinois EPA, Collinsville Regional Office

Contacts

Owner	Operator
Waste Management of Illinois Inc.**	Waste Management of Illinois Inc.**
601 Madison Road	601 Madison Road
East St. Louis, IL 62201	East St. Louis, IL 62201
Contact: Ernest H. Dennison	Contact: Ernest H. Dennison
☎ 618-271-6788 Ext. 122	☎ 618-271-6788 Ext. 122

**A subsidiary of Waste Management Inc. Midwest, 1001 Fannin, Suite 4000, Houston, TX 77002 * 713-512-6200.

Bethalto Waste Transfer Facility (Active)

County	Madison
Municipality	Bethalto
Location	Albers Lane & Culp Lane
Location ☎	608-377-8013
Hours of operation	By appointment
Wastes accepted	Bulk municipal
Tipping fee	N/A
Owner	Village of Bethalto, Public Works
Operator	Village of Bethalto, Public Works

Facility Facts

Identification number	1190150006
Opened, year	1991
Facility acreage	16

Wastes Received: 2000, 2001, 2002

	<u>Tons per year</u>	<u>Tons per day (average)</u>
2000	0	0
2001	0	0
2002	0	0

Active, but waste receipts unknown.

Inspections

Facility inspected by	Illinois EPA, Collinsville Regional Office & Madison County Planning & Development
------------------------------	--

Contacts

Owner	Operator
Village of Bethalto, Public Works 213 N. Prairie Bethalto, IL 62010 ☎ 618-377-8013	Village of Bethalto, Public Works 213 N. Prairie Bethalto, IL 62010 ☎ 618-377-8013

D & L Disposal Transfer Station (Active)

County	Bond
Municipality	Greenville
Location	815 Willard St.
Location ☎	618-664-3185
Hours of operation	Mon. - Sat.: 5 a.m. - 8 p.m.
Wastes accepted	Municipal
Tipping fee	N/A
Owner	D & L Disposal LLC**
Operator	D & L Disposal LLC**

Facility Facts

Identification number	0050055049
Opened, year	1994
Facility acreage	<1

Wastes Received: 2000, 2001, 2002

	<u>Tons per year</u>	<u>Tons per day (average)</u>
2000	41,670	165
2001	0	0
2002	44,872	157

Inspections

Facility inspected by	Illinois EPA, Collinsville Regional Office
------------------------------	--

Contacts

Owner	Operator
D & L Disposal LLC** Mark C. Taylor 900 Willard St.; P.O. Box 405 Greenville, IL 62231 ☎ 618-664-3185 Ext. 106	D & L Disposal LLC** Mark C. Taylor 900 Willard St.; P.O. Box 405 Greenville, IL 62231 ☎ 618-664-3185 Ext. 106

**A subsidiary of Allied Waste Industries Inc., 15880 N. Greenway-Hayden Loop, Suite 100, Scottsdale, AZ 85260 * 480-627-2700. Regional Office: 12976 St. Charles Rock Road, Bridgeton, MO 63044 * 314-739-5099

Granite City Landscape Transfer (Active)

County	Madison
Municipality	Granite City
Location	800 25th St.
Location ☎	618-452-6222
Hours of operation	Spring & Fall, M - F: 8 a.m. - 4 p.m. Summer, M - F 8 a.m. - 8 p.m.
Wastes accepted	Landscape waste
Tipping fee	N/A
Owner	Granite City
Operator	Granite City Street Department

Facility Facts

Identification number	1190405136
Opened, year	1997
Facility acreage	5.2

Wastes Received: 2000, 2001, 2002

	<u>Tons per year</u>	<u>Tons per day (average)</u>
2000	8,320	40
2001	8,320	40
2002	0	0

Active, but waste receipts unknown.

Inspections

Facility inspected by	Illinois EPA, Collinsville Regional Office & Madison County Planning & Development
------------------------------	--

Contacts

Owner	Operator
Granite City 2000 Edison Granite City, IL 62040 ☎ 618-452-6214	Granite City Street Department 2301 Adams St. Granite City, IL 62040 ☎ 618-452-6222

Midwest Waste Industrial Inc. (Under Development)*

County	St. Clair
Municipality	Cahokia
Location	3950 Mississippi Ave.
Location ☎	618-337-6455
Hours of operation	Mon. - Sat.: 24 hours/day
Wastes accepted	N/A
Tipping fee	N/A
Owner	Midwest Land Development Corp.
Operator	Midwest Waste RDF Inc.

*Under development during 2000, 2001 and 2002.

Facility Facts

Identification number	1630200019
Opened, year	UD
Facility acreage	N/A

Permit #1994-224-DE to develop was issued in 1994.

Wastes Received: 2000, 2001, 2002

	<u>Tons per year</u>	<u>Tons per day (average)</u>
2000	0	0
2001	0	0
2002	0	0

Inspections

Facility inspected by	Illinois EPA, Collinsville Regional Office & St. Clair Co. Health Dept.
------------------------------	---

Contacts

Owner	Operator
Midwest Land Development Corp. Casey Powers 3950 Mississippi Ave. Cahokia, IL 62206 ☎ 618-337-6455	Midwest Waste RDF Inc. Casey Powers 3950 Mississippi Ave. Cahokia, IL 62206 ☎ 618-337-6455

Nameoki Township Transfer Station (Active)

County	Madison
Municipality	Granite City
Location	4250 Highway 162
Location ☎	618-931-1290
Hours of operation	First Monday of the month, twice per year
Wastes accepted	Bulk Municipal
Tipping fee	N/A
Owner	Nameoki Township Highway Department
Operator	Nameoki Township Highway Department

Facility Facts

Identification number	1198130023
Opened, year	1992
Facility acreage	N/A

Wastes Received: 2000, 2001, 2002

	<u>Tons per year</u>	<u>Tons per day (average)</u>
2000	0	0
2001	0	0
2002	0	0

Active, but waste receipts unknown.

Inspections

Facility inspected by	Illinois EPA, Collinsville Regional Office & Madison County Planning & Development
------------------------------	--

Contacts

Owner	Operator
Nameoki Township Highway Department Otis O'Brian 4250 Highway 162 Granite City, IL 62040 ☎ 618-931-1290	Nameoki Township Highway Department Otis O'Brian 4250 Highway 162 Granite City, IL 62040 ☎ 618-931-1290

Randolph County Transfer Station (Active)

County	Randolph
Municipality	Sparta
Location	8384 Valley Steel Road
Location ☎	618-443-2802
Hours of operation	Mon. - Fri.: 7 a.m. - 4 p.m.; Sat.: 7 a.m. - noon
Wastes accepted	Municipal, recyclables
Tipping fee	N/A
Owner	Larry Henderson
Operator	Continental Waste Industries of Illinois Inc.**

Facility Facts

Identification number	1570600020
Opened, year	1994
Facility acreage	26.5

Wastes Received: 2000, 2001, 2002

	<u>Tons per year</u>	<u>Tons per day (average)</u>
2000	0	0
2001	0	0
2002	28,734	95

Inspections

Facility inspected by	Illinois EPA, Collinsville Regional Office
------------------------------	--

Contacts

Owner	Operator
Larry Henderson 102 Patricia Lane Sparta, IL 62286 ☎ N/A	Continental Waste Industries of Illinois Inc.** 1540 Landfill Road DeSoto, IL 62924 ☎ 618-867-2356

**A subsidiary of Republic Services Inc., 110 SE 6th St., Suite 2800, Ft. Lauderdale, FL 33301 * 954-769-2400

BFI Modern Landfill Compost Facility (Expired permit)

County	St. Clair
Municipality	Belleville
Location	3521 Centerville Ave.
Location ☎	618-257-1651
Hours of operation	Mon. - Sat.: 5:30 a.m. - 5:30 p.m.
Wastes Accepted	Grass, Leaves, Brush*
Owner	BFI Waste Systems of N. America Inc.**
Operator	Pioneer Southern Inc. (Affiliate of the Good Earth Inc.)

*Maximum annual processing capacity cannot exceed 354,000 cu. yds.

Facility Facts

Identification number	1630100022
Date/Year Open - Date/Year Closed	5-2-96 -
Permit Expires	5-1-01*
Facility Inspected By	St. Clair County Health Department & Illinois EPA, Collinsville Regional Office

*Permit expired. Renewal is pending per Log #2003-281, under new operator, St. Louis Composting Inc.

Landscape Waste Received (cu. yds): 2000, 2001 & 2002

	Grass cu. yds.	Leaves cu. yds.	Brush cu. yds.
2000	0	0	0
2001	0	0	0
2002	0	0	0

Amount unknown for landscape waste components.

Total Landscape Waste Received (tons): 2000, 2001 & 2002

2000 tons per year	9,177
2001 tons per year	7,218
2002 tons per year	0

Operator not report amounts received in 2002.

2002 Amounts Used/Sold (cubic yards)

	Composted	Chipped/Shredded
Land Reclamation	0	0
Daily Landfill Cover	0	0
Final Landfill Cover	0	0
Landscaping	0	0
Land Application at Agronomic Rates	0	0
Other	0	0
TOTAL	0	0

Operator did not report amounts used or sold in 2002.

Contacts

Owner

BFI Waste Systems of N. America Inc.**
 Rodd Bloese
 12976 St. Charles Rock Road
 Bridgeton, MO 63044
 ☎ 314-739-7517

Operator

Pioneer Southern Inc. (Affiliate of the Good Earth Inc.)
 Guenther Burkhardt
 5960 Broadway, P.O. Box 266
 Lancaster, NY 14086
 ☎ 716-684-8111

**A subsidiary of Allied Waste Industries Inc., 15880 N. Greenway-Hayden Loop, Suite 100, Scottsdale, AZ 85260 * 480-627-2700. Regional Office: 12976 St. Charles Rock Road, Bridgeton, MO 63044 * 314-739-5099

Centralia Landscape & Waste Recycling (Active, Now inactive)

County	Marion
Municipality	Centralia
Location	300 E & 200 N Township Road
Location ☎	N/A
Hours of operation	N/A
Wastes Accepted	Grass, Leaves
Owner	City of Centralia, Public Works
Operator	City of Centralia, Public Works

Facility Facts

Identification number	1218020012
Date/Year Open - Date/Year Closed	2-28-90 -
Permit Expires	7-14-03
Facility Inspected By	Illinois EPA, Collinsville Regional Office

Permit was allowed to expire. Permit renewal and Certificate of Closure still needed.

Landscape Waste Received (cu. yds): 2000, 2001 & 2002

	Grass cu. yds.	Leaves cu. yds.	Brush cu. yds.
2000	145	50	0
2001	150	60	0
2002	160	70	0

Total Landscape Waste Received (tons): 2000, 2001 & 2002

2000 tons per year	68
2001 tons per year	72
2002 tons per year	78

2002 Amounts Used/Sold (cubic yards)

	Composted	Chipped/Shredded
Land Reclamation	0	0
Daily Landfill Cover	0	0
Final Landfill Cover	0	0
Landscaping	18	0
Land Application at Agronomic Rates	0	0
Other	0	90
TOTAL	18	90

*Mulch is used on city property, none sold to the public.

Contacts

Owner

City of Centralia, Public Works
 Donald E. Copple
 222 S. Poplar St.
 Centralia, IL 62801
 ☎ 618-533-7640

Operator

City of Centralia, Public Works
 Donald E. Copple
 222 S. Poplar St.
 Centralia, IL 62801
 ☎ 618-533-7640

Cottonwood Hills Compost Facility (Under Development)

County	St. Clair
Municipality	Marissa
Location	10400 Hillstown Road
Location ☎	708-409-3548
Hours of operation	N/A
Wastes Accepted	Grass, Leaves, Brush, Tree limbs*
Owner	Waste Management of Illinois Inc.**
Operator	Waste Management of Illinois Inc.**

*Maximum volume of landscape waste may not exceed 36,000 cu. yds./year.

Facility Facts

Identification number	1630755017
Date/Year Open - Date/Year Closed	UD* -
Permit Expires	11-15-06
Facility Inspected By	St. Clair County Health Department & Illinois EPA, Collinsville Regional Office

*Permit 2001-244-DE/OP to develop and operate issued 11-21-01, expected to open sometime in autumn 2003 or in 2004.

Landscape Waste Received (cu. yds): 2000, 2001 & 2002

	Grass cu. yds.	Leaves cu. yds.	Brush cu. yds.
2000	0	0	0
2001	0	0	0
2002	0	0	0

Total Landscape Waste Received (tons): 2000, 2001 & 2002

2000 tons per year	0
2001 tons per year	0
2002 tons per year	0

2002 Amounts Used/Sold (cubic yards)

	Composted	Chipped/Shredded
Land Reclamation	0	0
Daily Landfill Cover	0	0
Final Landfill Cover	0	0
Landscaping	0	0
Land Application at Agronomic Rates	0	0
Other	0	0
TOTAL	0	0

Contacts

Owner

Waste Management of Illinois Inc.**
 Joe Durako
 601 Madison Road
 East St. Louis, IL 62201
 ☎ 618-271-6788 Ext. 122

Operator

Waste Management of Illinois Inc.**
 Joe Durako
 601 Madison Road
 East St. Louis, IL 62201
 ☎ 618-271-6788 Ext. 122

**A subsidiary of Waste Management Inc. Midwest, 1001 Fannin, Suite 4000, Houston, TX 77002 * 713-512-6200.

D & L Landfill Compost Facility (Inactive)*

County	Bond
Municipality	Greenville
Location	825 Willard St., Rural Route 3
Location ☎	618-664-2587
Hours of operation	N/A
Wastes Accepted	N/A
Owner	D & L Landfill Inc.
Operator	D & L Landfill Inc.

*Inactive 1996-2002, permit has not expired.

Facility Facts

Identification number	0050050007
Date/Year Open - Date/Year Closed	N/A - N/A
Permit Expires	6-23-03
Facility Inspected By	Illinois EPA, Collinsville Regional Office

Permit renewal and Certificate of Closure still needed.

Landscape Waste Received (cu. yds): 2000, 2001 & 2002

	Grass cu. yds.	Leaves cu. yds.	Brush cu. yds.
2000	0	0	0
2001	0	0	0
2002	0	0	0

Total Landscape Waste Received (tons): 2000, 2001 & 2002

2000 tons per year	0
2001 tons per year	0
2002 tons per year	0

2002 Amounts Used/Sold (cubic yards)

	Composted	Chipped/Shredded
Land Reclamation	0	0
Daily Landfill Cover	0	0
Final Landfill Cover	0	0
Landscaping	0	0
Land Application at Agronomic Rates	0	0
Other	0	0
TOTAL	0	0

Contacts

Owner

D & L Landfill Inc.
Lee Roy McCray
825 Willard St., Rural Route 3
Greenville, IL 62246
☎ 618-664-2587

Operator

D & L Landfill Inc.
Lee Roy McCray
825 Willard St., Rural Route 3
Greenville, IL 62246
☎ 618-664-2587

Milam RDF Compost Facility

County	St. Clair
Municipality	East St. Louis
Location	601 Madison Road
Location ☎	618-271-6788 Ext. 122
Hours of operation	Mon. - Sun.: 3 a.m. - 12 midnight
Wastes Accepted	Grass, Leaves, Brush*
Owner	Waste Management of Illinois Inc.**
Operator	Waste Management of Illinois Inc.**

*May not accept more than 160,000 cu. yds. of landscape waste per year.

Facility Facts

Identification number	1630450001
Date/Year Open - Date/Year Closed	4-16-90 -
Permit Expires	4-1-06
Facility Inspected By	St. Clair County Health Department & Illinois EPA, Collinsville Regional Office

The old compost area has been completely closed as of 7-17-02.

Landscape Waste Received (cu. yds): 2000, 2001 & 2002

	Grass cu. yds.	Leaves cu. yds.	Brush cu. yds.
2000	28,847	14,423	28,847
2001	32,134	16,067	32,134
2002	41,130	41,130	20,565

Estimated at 40% grass, 20% leaves and 40% brush.

Total Landscape Waste Received (tons): 2000, 2001 & 2002

2000 tons per year	16,391
2001 tons per year	17,906
2002 tons per year	22,394

2002 Amounts Used/Sold (cubic yards)

	Composted	Chipped/Shredded
Land Reclamation	0	0
Daily Landfill Cover	102,825	0
Final Landfill Cover	0	0
Landscaping	0	0
Land Application at Agronomic Rates	0	0
Other	0	0
TOTAL	102,825	0

Contacts

Owner

Waste Management of Illinois Inc.**
 Joe Durako
 601 Madison Road
 East St. Louis, IL 62201
 ☎ 618-271-6788 Ext. 122

Operator

Waste Management of Illinois Inc.**
 Joe Durako
 601 Madison Road
 East St. Louis, IL 62201
 ☎ 618-271-6788 Ext. 122

**A subsidiary of Waste Management Inc. Midwest, 1001 Fannin, Suite 4000, Houston, TX 77002 * 713-512-6200.

Nashville Municipal Compost Facility

County	Washington
Municipality	Nashville
Location	9384 N. Washington Road
Location ☎	N/A
Hours of operation	Wed.-Sat.: 8 a.m. - 4 p.m.
Wastes Accepted	Grass, Leaves
Owner	City of Nashville, Mayor's Office
Operator	City of Nashville

Annual processing capacity of 5,300 cu. yds.

Facility Facts

Identification number	1890300009
Date/Year Open - Date/Year Closed	6-11-90 -
Permit Expires	7-1-07
Facility Inspected By	Illinois EPA, Collinsville Regional Office

Permit 2002-142-DE/OP was renewed on 8-6-02 for five more years.

Landscape Waste Received (cu. yds): 2000, 2001 & 2002

	Grass cu. yds.	Leaves cu. yds.	Brush cu. yds.
2000	610	509	0
2001	368	736	0
2002	306	606	0

Total Landscape Waste Received (tons): 2000, 2001 & 2002

2000 tons per year	346
2001 tons per year	294
2002 tons per year	244

2002 Amounts Used/Sold (cubic yards)

	Composted	Chipped/Shredded
Land Reclamation	0	0
Daily Landfill Cover	0	0
Final Landfill Cover	99	0
Landscaping	110	0
Land Application at Agronomic Rates	0	0
Other	121	0
TOTAL	330	0

Contacts

Owner

City of Nashville, Mayor's Office
 Mayor Raymond Kolweier
 190 N. East Court St.
 Nashville, IL 62263
 ☎ 618-327-3058

Operator

City of Nashville
 Lindsey Lietz
 190 N. East Court St.
 Nashville, IL 62263
 ☎ 618-327-8621

Roxana Landfill Compost Facility

County	Madison
Municipality	Roxana
Location	500 Cahokia Creek Road
Location ☎	618-656-6912
Hours of operation	Mon. - Fri.: 5 a.m. - 4 p.m.; Sat.: 7 a.m. - noon
Wastes Accepted	Grass, Leaves, Brush
Owner	Roxana Landfill Inc.**
Operator	Roxana Landfill Inc.

AKA Laidlaw Waste Systems Cahokia Road Composting Facility.

Facility Facts

Identification number	1190250011
Date/Year Open - Date/Year Closed	5-1-90 -
Permit Expires	5-1-03
Facility Inspected By	Madison County Planning & Development & Illinois EPA, Collinsville Regional Office

Permit renewal for five more years pending as of 9-11-03.

Landscape Waste Received (cu. yds): 2000, 2001 & 2002

	Grass cu. yds.	Leaves cu. yds.	Brush cu. yds.
2000	25,077	18,199	2,707
2001	49,043	39,234	9,809
2002	18,859	14,668	8,384

Total Landscape Waste Received (tons): 2000, 2001 & 2002

2000 tons per year	28,608
2001 tons per year	26,422
2002 tons per year	10,531

2002 Amounts Used/Sold (cubic yards)

	Composted	Chipped/Shredded
Land Reclamation	0	0
Daily Landfill Cover	41,911	0
Final Landfill Cover	0	0
Landscaping	0	0
Land Application at Agronomic Rates	0	0
Other	0	0
TOTAL	41,911	0

Contacts

Owner

Roxana Landfill Inc.**
Matt Kingsley
4600 Cahokia Creek Road
Roxana, IL 62084
☎ 618-656-6912

Operator

Roxana Landfill Inc.
Matt Kingsley
4600 Cahokia Creek Road
Roxana, IL 62084
☎ 618-656-6912

**A subsidiary of Allied Waste Industries Inc., 15880 N. Greenway-Hayden Loop, Suite 100, Scottsdale, AZ 85260 * 480-627-2700. Regional Office: 12976 St. Charles Rock Road, Bridgeton, MO 63044 * 314-739-5099

Salem Municipal Landfill #2 Compost Facility

County	Marion
Municipality	Salem
Location	900 E. Lake St.
Location ☎	618-548-2222
Hours of operation	Mon. - Fri.: 8 a.m. - 3 p.m.
Wastes Accepted	Grass, Leaves, Brush
Owner	City of Salem, Public Works
Operator	City of Salem, Public Works

Facility Facts

Identification number	1218130007
Date/Year Open - Date/Year Closed	5-16-90 -
Permit Expires	7-30-03
Facility Inspected By	Illinois EPA, Collinsville Regional Office

Permit renewal for five more years is pending as of 9-11-03.

Landscape Waste Received (cu. yds): 2000, 2001 & 2002

	Grass cu. yds.	Leaves cu. yds.	Brush cu. yds.
2000	557	1,221	368
2001	670	1,282	134
2002	555	2,867	22

Total Landscape Waste Received (tons): 2000, 2001 & 2002

2000 tons per year	522
2001 tons per year	545
2002 tons per year	798

2002 Amounts Used/Sold (cubic yards)

	Composted	Chipped/Shredded
Land Reclamation	0	0
Daily Landfill Cover	1,000	0
Final Landfill Cover	0	0
Landscaping	0	0
Land Application at Agronomic Rates	0	0
Other	0	0
TOTAL	1,000	0

Contacts

Owner

City of Salem, Public Works
 John Pruden
 101 S. Broadway
 Salem, IL 62881
 ☎ 618-548-2222 Ext. 232

Operator

City of Salem, Public Works
 John Pruden
 101 S. Broadway
 Salem, IL 62881
 ☎ 618-548-2222 Ext. 232

South Chain of Rocks RDF-Phase 2 Compost Facility (Closed)

County	Madison
Municipality	Granite City
Location	3399 W. Chain of Rocks Road
Location ☎	618-797-0405
Hours of operation	Mon. - Fri.: 5 a.m. - 3 p.m.
Wastes Accepted	Grass, Leaves, Brush
Owner	Waste Management of Illinois Inc.**
Operator	Waste Management of Illinois Inc.**

Facility Facts

Identification number	1198010002
Date/Year Open - Date/Year Closed	4-17-90 - 8-01*
Permit Expires	8-1-05
Facility Inspected By	Madison County Planning & Development & Illinois EPA, Collinsville Regional Office

Certificates of Closure approved on 3-6-02 & 4-17-02 for old and active composting area.

Landscape Waste Received (cu. yds): 2000, 2001 & 2002

	Grass cu. yds.	Leaves cu. yds.	Brush cu. yds.
2000	15,965	7,982	15,965
2001	7,884	3,942	7,884
2002	0	0	0

Total Landscape Waste Received (tons): 2000, 2001 & 2002

2000 tons per year	9,695
2001 tons per year	4,664
2002 tons per year	0

2002 Amounts Used/Sold (cubic yards)

	Composted	Chipped/Shredded
Land Reclamation	0	0
Daily Landfill Cover	0	0
Final Landfill Cover	0	0
Landscaping	0	0
Land Application at Agronomic Rates	0	0
Other	0	0
TOTAL	0	0

Contacts

Owner	Operator
Waste Management of Illinois Inc.** Joe Durako 601 Madison Road East St. Louis, IL 62201 ☎ 618-271-6788 Ext. 122	Waste Management of Illinois Inc.** Joe Durako 601 Madison Road East St. Louis, IL 62201 ☎ 618-271-6788 Ext. 122

**A subsidiary of Waste Management Inc. Midwest, 1001 Fannin, Suite 4000, Houston, TX 77002 * 713-512-6200.

Landfills Transfer Stations Compost Facilities



Being at higher elevations and employment of “in air” unloading methods add to problems with wind blown litter. Southern Illinois Regional Landfill utilizes tall, portable litter fences placed close to the active area to address this situation.

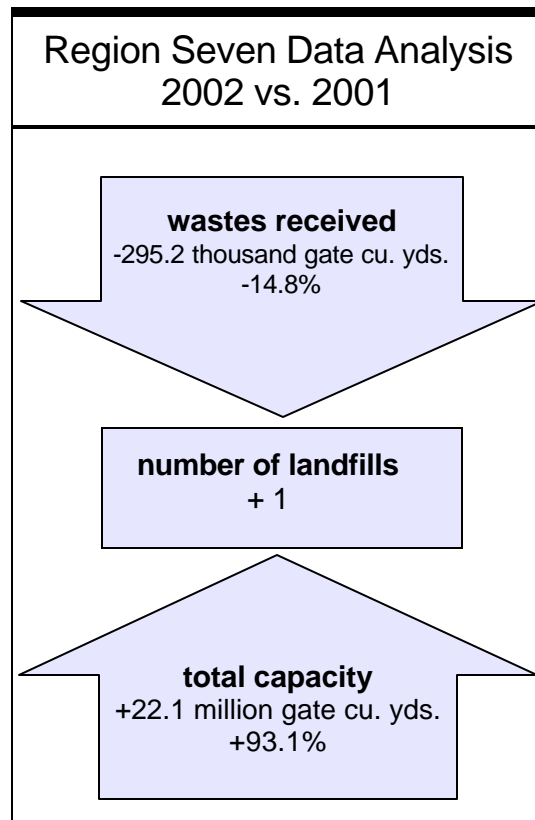
REGION SEVEN'S FOUR ACTIVE LANDFILLS ACCEPTED almost 1.7 million gate cubic yards of wastes during 2002. This volume was down 14.8 percent, or about 295.2 thousand gate cubic yards less than 2001's total.

In terms of municipal wastes landfilled statewide, Region Seven received the least: 3.1 percent of 2002's total volume. Regions Two (Chicago Metropolitan) and Four (East Central Illinois) took in the most: 25.6 and 25.3 percent, respectively.

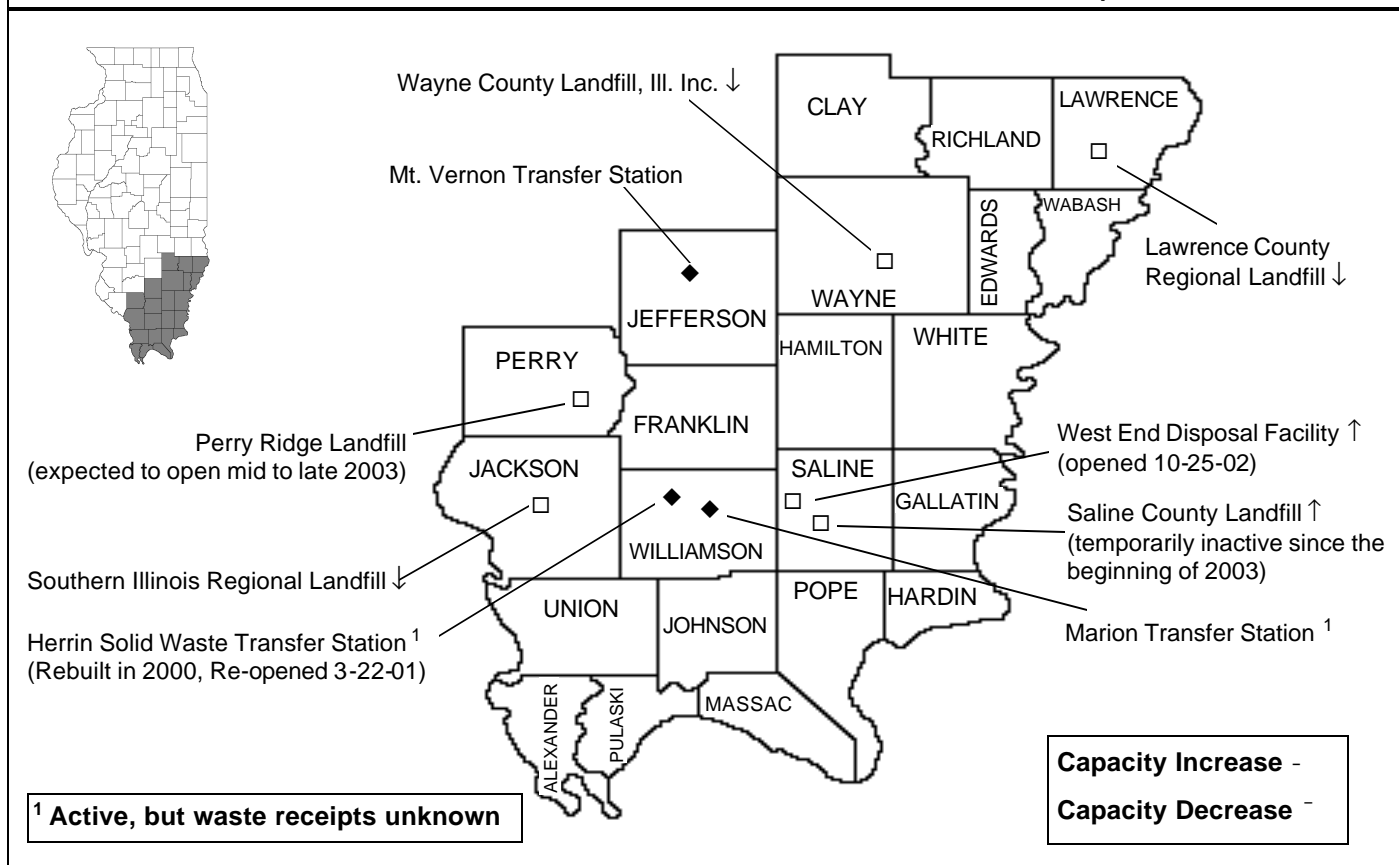
Southern Illinois Regional Landfill, near DeSoto, moved up from 12th place in 2001 to 11th place in 2002, and accounted for nearly 66 percent of the wastes landfilled in the region during the year.

Of the more than 1.1 million gate cubic yards of wastes received by Southern Illinois Regional Landfill in 2002, almost 357 thousand gate cubic yards, or 32 percent, came from Kentucky and Missouri.

Lawrence County Regional Landfill, Sumner, accepted about 20 percent of its wastes in 2002 from Indiana. The regional percentage of such wastes is 24.2 percent, considerably less than Region Six (Metropolitan East St. Louis), where out-of-state wastes comprised 50.8 percent of total wastes landfilled. The state-wide average is ten percent.



Landfills and Transfer Stations: Active, Closed, Under Development in 2002



Region Seven Solid Waste Statistics

Counties	22
Area (square miles)	8,421
Population (est.)	436,414

Landfill life expectancy
Years remaining **27** ♦

Landfills	
Active in 2002	5
Open past 2002	5
New in 2002	1

Transfer Stations	
Active in 2002	3
Re-opened in 2001	1

Compost facilities	
Active in 2002	1

♦ Total remaining capacity (from table below) divided by total wastes accepted. Tells how long the region may be served by local landfills at current disposal rates, barring capacity adjustments, until capacity is depleted.

Capacity almost doubles

As of Jan. 1, 2003, the Region's landfills reported a total capacity of 46.0 million gate cubic yards, virtually doubling the regional capacity (22.1 million gate cubic yards more than what was reported on Jan. 1, 2002).

Lawrence County Regional Landfill added a new cell on Nov. 26, 2002 through Permit Modification #11.

New landfills proposed in Perry and Saline Counties

The need for capacity in Region Seven will be eased in the coming years by the opening of two landfills: West End Disposal Facility, Galatia, in October 2002 and Perry Ridge Landfill in DuQuoin.

West End Disposal Facility expects to operate for 40 years. The landfill has an initial design capacity of 14.5 million airspace cubic yards. The site was permitted to operate on Oct. 24, 2002.

Perry Ridge Landfill expects to operate for 20 years. This landfill has an initial design capacity of 14.9 million airspace cubic yards. It proposes to open in late 2003.

New capacity proposed

Saline County Landfill has been inactive since the beginning of 2003. It and Southern Illinois Regional Landfill both plan to expand.

In addition, a permit application for a new landfill in Williamson County, named Marion Ridge, has been submitted to Illinois EPA for consideration.

New facilities in Southern Illinois

See pages 6 and 7 of this Report's introduction

Landfills: Wastes Accepted 2002; Remaining Capacities Jan. 1, 2003

	Municipality	County	Wastes		Capacity		Disp. Area Acres	Close Year
			Cu. Yds.	Rank ¹	Cu. Yds.	Rank ²		
Lawrence County Regional LF ♦	Sumner	Lawrence	268,977	38	9,614,000	19	42	2039
UD Perry Ridge Landfill ³	DuQuoin	Perry	0	N/A	0	N/A	141	2023
Saline County Landfill	Harrisburg	Saline	19,593	49	67,000	49	20.5	2006
Southern Illinois Regional Landfill ♦ ⁴	DeSoto	Jackson	1,117,400	11	3,793,000	33	113.4	2006
Wayne County Landfill, Ill. Inc.	Fairfield	Wayne	278,880	37	8,031,000	23	82.93	2032
NEW West End Disposal Facility ⁵	Thompsonville	Saline	9,657	50	24,289,000	6	125	2042
Totals			1,694,507		45,794,000			

♦ Two landfills accepted out-of-state wastes from Indiana, Kentucky and Missouri during 2002, totaling 411,573 gate cubic yards, or 24.2% of the region's total.

¹ Standing among 51 landfills that accepted wastes during 2002.

² Standing among 51 landfills that reported capacity as of 1-1-03.

³ Permit to develop granted 9-28-01.

⁴ Permit to operate Phase II side-slope cell approved as of 11-27-02; south unit expansion pending as of 9-10-03.

⁵ Permit to develop granted 5-16-01; site opened 10-24-02.

UD = Under Development

New = Landfill just opened.

County agencies inspect facilities; investigate dumping

The Illinois EPA has delegated inspection authority to health departments in Jackson, Perry and Wayne counties. A multiple county delegated agent is Ambraw Valley Solid Waste Agency, on board in August 1999, inspecting Lawrence County Regional Landfill and several closed sites in Crawford, Lawrence and Richland counties.

Delegation agreements authorize these agencies to conduct many of the duties that would otherwise have to be performed by the Illinois EPA field office: investigating and enforcing suspected violations of land pollution laws and reports of open dumping, and inspecting landfills, transfer stations and compost facilities permitted through the Agency's Bureau of Land. (Inspections also include industrial landfills, or monofills, and landfills that closed prior to 2000; none of which are included in this report.)

Transfer station's activity is underrepresented

In 2003, even though active transfer stations number only three, they nevertheless play an important role in such a large region having so few landfills. During 2002, two of the three facilities voluntarily reported handling nearly 60,000 tons of municipal wastes, an amount equal to about 3.4 percent of wastes landfilled in Region Seven that year. But since reporting is voluntary, the actual amount of wastes received at one facility in 2002 is unknown.

Transfer Stations: Wastes Handled 2002				
	Municipality	County	Tons	
	Herrin Solid Waste ¹	Herrin	Williamson	0
	Marion Transfer Station	Marion	Williamson	35,783
	Mt. Vernon TS	Mt. Vernon	Jefferson	22,296
	Total			58,079

¹ Active, but waste receipts unknown.

New Earth: Region Seven's only compost site

The Region's one compost facility reported handling less than 1,059 tons of landscape waste, which is negligible compared to the municipal wastes that entered Region Seven's landfills in 2002, and 17.7 percent less than amount accepted the year before.

Ashalex Recycling Compost Site is under development as of April 4, 2002.

Compost Facility: Wastes Accepted 2002				
	Municipality	County	Tons	
	New Earth	Carterville	Williamson	1,059
	Total			1,059

Questions and Complaints

Illinois EPA Region Seven field office personnel investigate reports of suspected illegal waste disposal, and inspect the region's landfills, transfer stations and compost facilities, except in **Crawford, Jackson, Perry, Lawrence, Richland and Wayne counties**, where joint responsibility has been delegated to local authorities.

Questions or complaints concerning pollution control facilities, open dumping or other incidents should be directed to the office having jurisdiction over the site:

Illinois EPA

2309 W. Main St., Suite 116
Marion, IL 62959
Phone: 618-993-7200
Fax: 618-997-1281

Ambraw Valley Solid Waste Agency for Crawford, Lawrence & Richland counties

777th and State St., P.O. Box 62
Bridgeport, IL 62417
Phone: 618-945-7707
Fax: 618-945-7118

Jackson County Health Department

415 Health Dept. Road
P.O. Box 307
Murphysboro, IL 62966-0307
Phone: 618-684-3143, Ext. 138
Fax: 618-684-6023

Perry County Health Department

907 S. Main St., Box 49
Pinckneyville, IL 62274-1700
Phone: 618-357-5371
Fax: 618-357-3190

Wayne County Health Department

405 N. Basin Road, Box 645
Fairfield, IL 62837
Phone: 618-842-5166
Fax: 618-842-3305

Municipal Waste Management Plans

The Solid Waste Planning and Recycling Act requires all Illinois counties and the city of Chicago to develop, adopt and implement 20-year municipal waste management plans.

Plans include programs and recommendations to achieve solid waste management goals, which typically include waste reduction, recycling, incineration and landfilling as program options.

The law requires each plan to include a program designed to recycle 15 percent of municipal wastes by the end of the third year of the program and 25 percent of municipal wastes by the end of the fifth year, depending upon the availability of markets.

Every five years, each plan must identify changes in planning areas, evaluate progress in plan implementation and, if necessary, revise plan recommendations and goals. The county also has the option of updating its solid waste generation rate. The plan is then submitted to the Illinois EPA for review and comment.

Five year plan updates have been adopted by Clay, Edwards, Franklin, Gallatin, Hardin, Jackson, Jefferson, Lawrence, Massac, Perry, Richland, Saline, Union, Wabash, Wayne, and White Counties.

No ten year plan updates have been completed.

Questions concerning these plans and their availability should be directed to the appropriate local administrators listed in Appendix K of this report.

Details concerning Region Seven landfills, transfer stations and compost facilities follow on pages R7.5 through R7.16.

Average recycling rate is 13.8 percent

The Agency does not regulate recycling nor does it possess any mechanism to compel county recycling coordinators to respond to Agency surveys seeking current recycling rates, or otherwise attest to the viability of local recycling programs.

Recycling rates in Southern Illinois were the lowest of all seven regions, probably because of inaccessible markets for recycled materials. Rates ranged from less than one to a high of 35 percent, yielding a multi-year average of 13.8 percent.

Five of 22 counties in the region offered data for 2002. The average recycling rate for counties reporting 2002 data was 19.2 percent, 5.9 percent above the region's multi-year average. ♦

Municipal Wastes Recycled

County	Estimated Population	Waste Generated		Waste Recycled	
		Tons	PCD	Tons	Percent
Alexander	9,590	10,151	5.8	463	4.6
Clay	14,450	12,778	4.8	2,989	23.4
Edwards	6,950	7,823	6.2	2,735	35.0
Franklin	40,679	30,841	4.1	4,720	15.3
Gallatin	6,909	7,427	5.9	3	0.0
Hamilton ¹	8,621	N/A	N/A	N/A	N/A
Hardin	5,189	5,487	5.8	226	4.1
Jackson ^{1 & 2}	59,612	59,051	5.4	14,199	24.0
Jefferson	38,966	36,800	5.2	9,680	26.3
Johnson	12,878	12,926	5.5	484	3.7
Lawrence	15,452	12,972	4.6	1,000	7.7
Massac	15,161	15,218	5.5	642	4.2
Perry	21,368	16,430	4.2	1,847	11.2
Pope	4,681	6,826	8.0	191	2.8
Pulaski	7,348	7,644	5.7	328	4.3
Richland	16,149	13,557	4.6	1,903	14.0
Saline	26,551	24,422	5.0	2,441	10.0
Union	18,293	18,362	5.5	766	4.2
Wabash	12,731	14,518	6.2	2,955	20.4
Wayne	17,151	11,581	3.7	1,479	12.8
White	16,522	15,770	5.2	150	1.0
Williamson	61,163	47,595	4.3	4,465	9.4
Totals	436,414	388,179	4.9	53,666	13.8%³

¹ Hamilton County has not collected any data.

² Has residential and commercial recycling ordinances.

³ Regional average.

Lawrence County Regional Landfill

County	Lawrence
Municipality	Sumner
Location	Illinois Route 250, Road 550 East
Location ☎	618-936-9400
Hours of operation	Mon.-Fri.: 7 a.m. - 4 p.m.; Sat.: 7 a.m.- noon
Wastes accepted	Municipal, nonhazardous special
Tipping fee	\$31.50 per ton
Owner	Waste Management of Illinois Inc.**
Operator	Waste Management of Illinois Inc.**

Facility Facts

Identification number	1010100002
Design capacity, airspace cu.yds.	4,788,000
Total permitted landfill area, acres	75
Permitted disposal area, acres	42
Highest permitted elevation, feet (msl)	620
Leachate monitoring stations	1
Groundwater monitoring wells	23
Methane collection system	None
Years remaining, estimated by landfill	36
Date/year to open -- Date/year to close	4-1-98 - 2039

Permit Mod. #11 on 11-26-02, approves the operation of Cell 3.

Wastes Received: 2000, 2001, 2002

	TOTAL WASTES ACCEPTED			OUT-OF-STATE WASTES ACCEPTED		
	gate cu. yds	tons	tons/day	gate cu/yds.	tons	% of total
2000	257,545	78,044	300	47,236	14,314	18
2001	228,677	69,296	267	55,981	16,964	24
2002	268,977	81,508	313	55,012	16,670	20

2000 State of Origin: Illinois, Indiana 2001 State of Origin: Illinois, Indiana 2002 State of Origin: Illinois, Indiana

Remaining Capacities: Jan. 1, 2002 and Jan. 1, 2003

2002 certified gate cu. yds. (tons)	9,684,000	(2,935,000)
2003 certified gate cu. yds. (tons)	9,614,000	(2,913,000)

Audits and Inspections

Solid Waste Mgt. Fees paid in 2002	\$70,918
Last audited by Illinois EPA	3-20-01 & 5-13-02
Facility inspected by	Ambraw Valley Solid Waste Agency & Illinois EPA, Marion Regional Office

Contacts

Owner	Operator
Waste Management of Illinois Inc.**	Waste Management of Illinois Inc.**
601 Madison Road	601 Madison Road
East St. Louis, IL 62201	East St. Louis, IL 62201
Contact: Ernest H. Dennison or Joe Durako	Contact: Ernest H. Dennison or Joe Durako
☎ 618-271-6788 Ext. 122	☎ 618-271-6788 Ext. 122

**A subsidiary of Waste Management Inc. Midwest, 1001 Fannin, Suite 4000, Houston, TX 77002 * 713-512-6200. New owner and operator as of March 28, 2002 and July 9, 2002. Permit 1994-529-LF, modification #9 and #10.

Perry Ridge Landfill (Under Development)

County	Perry
Municipality	DuQuoin
Location	6305 Sacred Heart Road
Location ☎	618-357-5599
Hours of operation	Mon.-Fri.: 7 a.m. - 5 p.m.; Sat.: 7 a.m. - noon
Wastes accepted	N/A
Tipping fee	N/A
Owner	GERE Properties Inc.
Operator	Perry Ridge Landfill Inc.

Facility Facts

Identification number	1450105039
Design capacity, airspace cu.yds.	14,872,900
Total permitted landfill area, acres	373
Permitted disposal area, acres	141
Highest permitted elevation, feet (msl)	516
Leachate monitoring stations	4
Groundwater monitoring wells	31
Methane collection system	Flares (under construction)
Years remaining, estimated by landfill	20
Date/year to open -- Date/year to close	UD* - 2023

*Permit 2000-064-LF issued 9-28-01 to develop site. Anticipate opening mid to late 2003.

Wastes Received: 2000, 2001, 2002

	TOTAL WASTES ACCEPTED			OUT-OF-STATE WASTES ACCEPTED		
	gate cu. yds	tons	tons/day	gate cu/yds.	tons	% of total
2000	0	0	0	0	0	0
2001	0	0	0	0	0	0
2002	0	0	0	0	0	0
2000 State of Origin: N/A 2001 State of Origin: N/A 2002 State of Origin: N/A						

Remaining Capacities: Jan. 1, 2002 and Jan. 1, 2003

2002 certified gate cu. yds. (tons)	0	(0)
2003 certified gate cu. yds. (tons)	0	(0)

Audits and Inspections

Solid Waste Mgt. Fees paid in 2002	\$0
Last audited by Illinois EPA	N/A
Facility inspected by	Perry County Health Department & Illinois EPA, Marion Regional Office

Contacts

Owner	Operator
GERE Properties Inc.	Perry Ridge Landfill Inc.
290 S. Main Place, #101	290 S. Main Place, #101
Carol Stream, IL 60188	Carol Stream, IL 60188
Contact: Patrick Mazza	Contact: Patrick Mazza
☎ 630-653-3700	☎ 630-653-3700

Saline County Landfill

County	Saline
Municipality	Harrisburg
Location	5000 Whitesville Road
Location ☎	618-252-0237
Hours of operation	Mon.-Fri.: 7 a.m. - 4 p.m.; Sat.: 8 a.m. - 11 a.m.*
Wastes accepted	Municipal, nonhazardous special
Tipping fee	\$33.50 per ton
Owner	Saline County Landfill IL Inc.**
Operator	Saline County Landfill IL Inc.**

*Site inactive in 2003, as it waits for permits to be issued (see below).

Facility Facts

Identification number	1658080001
Design capacity, airspace cu.yds.	2,115,000
Total permitted landfill area, acres	29.2
Permitted disposal area, acres	20.5*
Highest permitted elevation, feet (msl)	478
Leachate monitoring stations	6
Groundwater monitoring wells	35
Methane collection system	In-place active system, 9 wells
Years remaining, estimated by landfill	3
Date/year to open -- Date/year to close	9-15-83 - 2006***

*Local siting granted in 2000 for a 4.6-million-cubic- yard expansion that could extend landfill life by 21 years, intake volume reduced in 2002. ***Illinois EPA permits for lateral (Unit 2) and vertical expansions pending per Log #2001-362 and Log #2003-113.

Wastes Received: 2000, 2001, 2002

	TOTAL WASTES ACCEPTED			OUT-OF-STATE WASTES ACCEPTED		
	gate cu. yds	tons	tons/day	gate cu/yds.	tons	% of total
2000	253,318	76,763	295	15,202	4,607	6
2001	177,803	53,880	207	22,402	6,788	13
2002	19,593	5,937	23	0	0	0

2000 State of Origin: Illinois, Kentucky 2001 State of Origin: Illinois, Kentucky 2002 State of Origin: Illinois only

Remaining Capacities: Jan. 1, 2002 and Jan. 1, 2003

2002 certified gate cu. yds. (tons)	56,000	(17,000)
2003 certified gate cu. yds. (tons)	67,000	(20,000)

Capacity increase reported due to waste settlement being greater than waste received.

Audits and Inspections

Solid Waste Mgt. Fees paid in 2002	\$11,131
Last audited by Illinois EPA	3-27-00, 7-9-01 & 6-24-02
Facility inspected by	Egyptian Health Dept. & Illinois EPA, Marion Regional Office

Contacts

Owner	Operator
Saline County Landfill IL Inc.**	Saline County Landfill IL Inc.**
5000 Whitesville Road	5000 Whitesville Road
Harrisburg, IL 62946	Harrisburg, IL 62946
Contact: Kenneth Wuehler	Contact: Kenneth Wuehler
☎ 618-842-4294	☎ 618-842-4294

**A subsidiary of Allied Waste Industries Inc., 15880 N. Greenway-Hayden Loop, Suite 100, Scottsdale, AZ 85260 * 480-627-2700. Regional Office: 12976 St. Charles Rock Road, Bridgeton, MO 63044 * 314-739-5099

Southern Illinois Regional Landfill

County	Jackson
Municipality	DeSoto
Location	1540 Landfill Road
Location ☎	618-867-2356
Hours of operation	Mon.-Fri.: 6:30 a.m. - 4 p.m.; Sat.: 6:30 a.m. - noon
Wastes accepted	Municipal, nonhazardous special
Tipping fee	\$7.50 per cubic yard
Owner	Southern Illinois Regional Landfill Inc.**
Operator	Southern Illinois Regional Landfill Inc.**

Facility Facts

Identification number	0770200002
Design capacity, airspace cu.yds.	4,400,000
Total permitted landfill area, acres	147 (290.5 pending)
Permitted disposal area, acres	113.4
Highest permitted elevation, feet (msl)	520
Leachate monitoring stations	6
Groundwater monitoring wells	51
Methane collection system	Gas-to-energy (planned)
Years remaining, estimated by landfill	3
Date/year to open -- Date/year to close	1975 - 2006

Log #2002-280 (expansion of South Unit) will increase footprint by 143.5 acres and add 22.9 million cubic yards of airspace, adding 29 years life expectancy. This permit application is pending as of 8-23-03.

Wastes Received: 2000, 2001, 2002

	TOTAL WASTES ACCEPTED			OUT-OF-STATE WASTES ACCEPTED		
	gate cu. yds	tons	tons/day	gate cu./yds.	tons	% of total
2000	1,109,000	336,061	1,293	337,388	102,239	30
2001	1,135,200	344,000	1,323	346,540	105,012	31
2002	1,117,400	338,606	1,302	356,561	108,049	32

2000 State of Origin: Illinois, Kentucky, Missouri 2001 State of Origin: Illinois, Kentucky, Missouri 2002 State of Origin: Illinois, Kentucky, Missouri

Remaining Capacities: Jan. 1, 2002 and Jan. 1, 2003

2002 certified gate cu. yds. (tons)	4,933,000	(1,495,000)
2003 certified gate cu. yds. (tons)	3,793,000	(1,149,000)

Permit Mod. #23 and #27 permitted Cell J and Phase II side slope cell to operate as of 1-15-02 and 11-27-02.

Audits and Inspections

Solid Waste Mgt. Fees paid in 2002	\$300,150
Last audited by Illinois EPA	3-28-00, 7-10-01 & 6-25-02
Facility inspected by	Jackson County Health Department & Illinois EPA, Marion Regional Office

Contacts

Owner	Operator
Southern Illinois Regional Landfill Inc.** 1540 Landfill Road DeSoto, IL 62924 Contact: Gary Pearson ☎ 618-867-2356	Southern Illinois Regional Landfill Inc.** 1540 Landfill Road DeSoto, IL 62924 Contact: Gary Pearson ☎ 618-867-2356

**A subsidiary of Republic Services Inc., 110 SE 6th St., Suite 2800, Ft. Lauderdale, FL 33301 * 954-769-2400

Wayne County Landfill, Ill. Inc.

County	Wayne
Municipality	Fairfield
Location	State Route 15 West RR 1
Location ☎	618-842-4294
Hours of operation	Mon.-Fri.: 7 a.m. - 3 p.m.; Sat.: 7 a.m. - 11 a.m.
Wastes accepted	Municipal, nonhazardous special
Tipping fee	\$26 per ton
Owner	Wayne County Landfill, Ill. Inc.**
Operator	Wayne County Landfill, Ill. Inc.**

Facility Facts

Identification number	1918040003
Design capacity, airspace cu.yds.	6,239,276.5
Total permitted landfill area, acres	182.7
Permitted disposal area, acres	82.93
Highest permitted elevation, feet (msl)	530
Leachate monitoring stations	4
Groundwater monitoring wells	32
Methane collection system	Flares (planned)
Years remaining, estimated by landfill	29*
Date/year to open -- Date/year to close	1989 - 2032

*Waste relocation reduced total remaining capacity. Volume is not reflected in gate yards received and site life is shortened. Actual life of site is still approximately 29 years. Permit Mod. #16 on 12-12-02 approved Area IIC to operate.

Wastes Received: 2000, 2001, 2002

	TOTAL WASTES ACCEPTED			OUT-OF-STATE WASTES ACCEPTED		
	gate cu. yds	tons	tons/day	gate cu/yds.	tons	% of total
2000	318,210	96,427	371	123	37	0
2001	448,161	135,806	522	0	0	0
2002	278,880	84,509	325	0	0	0
2000 State of Origin: Illinois, Indiana 2001 State of Origin: Illinois only 2002 State of Origin: Illinois only						

Remaining Capacities: Jan. 1, 2002 and Jan. 1, 2003

2002 certified gate cu. yds. (tons)	9,038,000	(2,739,000)
2003 certified gate cu. yds. (tons)	8,031,000	(2,434,000)

Audits and Inspections

Solid Waste Mgt. Fees paid in 2002	\$153,317
Last audited by Illinois EPA	10-31-00, 3-21-01 & 5-14-02
Facility inspected by	Wayne County Health Department & Illinois EPA, Marion Regional Office

Contacts

Owner	Operator
Wayne County Landfill, Ill. Inc.**	Wayne County Landfill, Ill. Inc.**
State Route 15 West, RR #1, Box 214	State Route 15 West, RR #1, Box 214
Fairfield, IL 62837	Fairfield, IL 62837
Contact: Ken Wuehler	Contact: Ken Wuehler
☎ 618-842-4294	☎ 618-842-4294

**A subsidiary of Allied Waste Industries Inc., 15880 N. Greenway-Hayden Loop, Suite 100, Scottsdale, AZ 85260 * 480-627-2700. Regional Office: 13832 S. Kostner, Crestwood, IL 60445 * 708-824-3060

West End Disposal Facility (New)

County	Saline
Municipality	Thompsonville
Location	1710 McFarland Road
Location ☎	618-268-9412
Hours of operation	Mon.-Fri.: 6 a.m. - 4 p.m.; Sat.: 7 a.m. - 3 p.m.
Wastes accepted	Municipal, nonhazardous special
Tipping fee	Upon request
Owner	Landfill L.L.C.
Operator	Landfill L.L.C.

Facility Facts

Identification number	1650155005
Design capacity, airspace cu.yds.	14,464,000
Total permitted landfill area, acres	252
Permitted disposal area, acres	125
Highest permitted elevation, feet (msl)	505
Leachate monitoring stations	5
Groundwater monitoring wells	33
Methane collection system	None
Years remaining, estimated by landfill	40
Date/year to open -- Date/year to close	10-25-02 - 2042

*Permit to develop granted May 16, 2001 and to operate on Oct. 25, 2002.

Wastes Received: 2000, 2001, 2002

	TOTAL WASTES ACCEPTED			OUT-OF-STATE WASTES ACCEPTED		
	gate cu. yds	tons	tons/day	gate cu/yds.	tons	% of total
2000	0	0	0	0	0	0
2001	0	0	0	0	0	0
2002	9,657	2,926	11	0	0	0
2000 State of Origin: N/A 2001 State of Origin: N/A 2002 State of Origin: Illinois only						

Remaining Capacities: Jan. 1, 2002 and Jan. 1, 2003

2002 certified gate cu. yds. (tons)	0	(0)
2003 certified gate cu. yds. (tons)	24,289,000	(7,360,000)

Audits and Inspections

Solid Waste Mgt. Fees paid in 2002	\$125
Last audited by Illinois EPA	N/A
Facility inspected by	Egyptian Health Dept. & Illinois EPA, Marion Regional Office

Contacts

Owner	Operator
Landfill L.L.C.	Landfill L.L.C.
105 S. Commercial St., P.O. Box 544	P.O. Box 544, 105 S. Commercial St.
Harrisburg, IL 62946	Harrisburg, IL 62946
Contact: Robert C. Wilson	Contact: Robert C. Wilson
☎ 618-252-1776	☎ 618-252-1776

Ashalex Recycling C & D Transfer Station (Under Development)

County	Williamson
Municipality	Marion
Location	Abandoned county road near Skyline Road
Location ☎	N/A
Hours of operation	Mon. - Fri.: 8 a.m. - 5 p.m.
Wastes accepted	Wood, C & D debris
Tipping fee	N/A
Owner	McVicker Enterprise Inc.
Operator	McVicker Custom Grinding Inc.

Facility Facts

Identification number	1990555107
Opened, year	UD
Facility acreage	N/A

Permit 2001-136-DE issued on 2-19-02 to develop site.

Wastes Received: 2000, 2001, 2002

	<u>Tons per year</u>	<u>Tons per day (average)</u>
2000	0	0
2001	0	0
2002	0	0

Inspections

Facility inspected by	Illinois EPA, Marion Regional Office
------------------------------	--------------------------------------

Contacts

Owner

McVicker Enterprise Inc.
Jim McVicker
111 S. McVicker Dr.
Energy, IL 62933
☎ 618-942-3880

Operator

McVicker Custom Grinding Inc.
Jim McVicker
111 S. McVicker Dr.
Energy, IL 62933
☎ 618-942-3880

Herrin Solid Waste Transfer Station (Active)

County	Williamson
Municipality	Herrin
Location	Cemetery Road & College Street
Location ☎	N/A
Hours of operation	Mon. - Fri.: 6 a.m. - 3 p.m.; Sat.: 8 a.m. - 11:30 a.m.*
Wastes accepted	Municipal
Tipping fee	N/A
Owner	City of Herrin, Mayor
Operator	Southern Illinois Transfer Stations Inc.**

*Rebuilt in 2000 and re-opened in March 2001.

Facility Facts

Identification number	1990400014
Opened, year	Re-opened 2001*
Facility acreage	3.4

*Supplemental permit approved a facility re-development plan on 11-12-99 and waste acceptance on 3-22-01.

Wastes Received: 2000, 2001, 2002

	<u>Tons per year</u>	<u>Tons per day (average)</u>
2000	0	0
2001	0	0
2002	0	0

Active, but waste receipts unknown.

Inspections

Facility inspected by	Illinois EPA, Marion Regional Office
------------------------------	--------------------------------------

Contacts

Owner	Operator
City of Herrin, Mayor 300 N. Park Ave. Herrin, IL 62948 ☎ 618-942-6166	Southern Illinois Transfer Stations Inc.** 716 Skyline Drive Marion, IL 62959 ☎ 618-997-9561

**A subsidiary of Midwest Waste

Marion Transfer Station (Active)

County	Williamson
Municipality	Marion
Location	1410 W. Longstreet Road
Location ☎	618-993-8029
Hours of operation	Mon. - Fri.: 8 a.m. - 4 p.m.; Sat.: 8 a.m. - noon
Wastes accepted	Municipal
Tipping fee	N/A
Owner	City of Marion
Operator	Continental Waste Industries of Illinois Inc.**

Facility Facts

Identification number	1998560011
Opened, year	1987
Facility acreage	2.9

Wastes Received: 2000, 2001, 2002

	<u>Tons per year</u>	<u>Tons per day (average)</u>
2000	0	0
2001	0	0
2002	35,783	115

Inspections

Facility inspected by	Illinois EPA, Marion Regional Office
------------------------------	--------------------------------------

Contacts

Owner	Operator
City of Marion 100 Tower Square Plaza Marion, IL 62959 ☎ 618-997-2592	Continental Waste Industries of Illinois Inc.** 1540 Landfill Road DeSoto, IL 62924 ☎ 618-867-2356

**A subsidiary of Republic Services Inc., 110 SE 6th St., Suite 2800, Ft. Lauderdale, FL 33301 * 954-769-2400

Mt. Vernon Transfer Station (Active)

County	Jefferson
Municipality	Mt. Vernon
Location	1106 Rackaway
Location ☎	618-242-3654
Hours of operation	Mon. - Fri.: 8 a.m. - 4 p.m.; Sat.: 8 a.m. - noon
Wastes accepted	Municipal*
Tipping fee	N/A
Owner	Republic Services Inc.
Operator	Continental Waste Industries of Illinois Inc.**

*Restricted to wastes generated within Mt. Vernon's city limits.

Facility Facts

Identification number	0818100011
Opened, year	1985
Facility acreage	7.8

Wastes Received: 2000, 2001, 2002

	<u>Tons per year</u>	<u>Tons per day (average)</u>
2000	0	0
2001	0	0
2002	22,296	75

Inspections

Facility inspected by	Illinois EPA, Marion Regional Office
------------------------------	--------------------------------------

Contacts

Owner	Operator
Republic Services Inc. Will Flower 110 S.E. 6th St., 28th Floor Ft. Lauderdale, Fla. 33301 ☎ 954-769-2400	Continental Waste Industries of Illinois Inc.** 1540 Landfill Road DeSoto, IL 62924 ☎ 618-867-2356

**A subsidiary of Republic Services Inc., 110 SE 6th St., Suite 2800, Ft. Lauderdale, FL 33301 * 954-769-2400

Ashalex Recycling Compost Site (Under development)

County	Williamson
Municipality	Marion
Location	Abandoned county road near Skyline Drive
Location ☎	N/A
Hours of operation	Mon.-Fri.: 8 a.m. - 5 p.m.
Wastes Accepted	Grass, Leaves, Brush
Owner	McVicker Enterprise Inc.
Operator	McVicker Custom Grinding Inc.

Maximum capacity 1,500 tons/year.

Facility Facts

Identification number	1990555107
Date/Year Open - Date/Year Closed	UD -
Permit Expires	4-1-07
Facility Inspected By	Illinois EPA, Marion Regional Office

Development and construction permit 2001-175-DE issued 4-4-02 and expires 4-1-07 if not developed.

Landscape Waste Received (cu. yds): 2000, 2001 & 2002

	Grass cu. yds.	Leaves cu. yds.	Brush cu. yds.
2000	0	0	0
2001	0	0	0
2002	0	0	0

Total Landscape Waste Received (tons): 2000, 2001 & 2002

2000 tons per year	0
2001 tons per year	0
2002 tons per year	0

2002 Amounts Used/Sold (cubic yards)

	Composted	Chipped/Shredded
Land Reclamation	0	0
Daily Landfill Cover	0	0
Final Landfill Cover	0	0
Landscaping	0	0
Land Application at Agronomic Rates	0	0
Other	0	0
TOTAL	0	0

Contacts

Owner

McVicker Enterprise Inc.
 Jim McVicker
 111 S. McVicker Dr.
 Energy, IL 62933
 ☎ 618-942-3880

Operator

McVicker Custom Grinding Inc.
 Jim McVicker
 111 S. McVicker Dr.
 Energy, IL 62933
 ☎ 618-942-3880

New Earth

County	Williamson
Municipality	Carterville
Location	11189 Samuel Road
Location ☎	618-985-5007
Hours of operation	Wed. & Sun: Noon to 4 p.m.; by appointment 8 a.m. - 6 p.m. seven days a week
Wastes Accepted	Grass, Leaves, Brush
Owner	New Earth
Operator	New Earth

Facility Facts

Identification number	1998520006
Date/Year Open - Date/Year Closed	4-4-90 -
Permit Expires	4-1-08
Facility Inspected By	Illinois EPA, Marion Regional Office

Permit renewed for five more years as of 7-30-03.

Landscape Waste Received (cu. yds): 2000, 2001 & 2002

	Grass cu. yds.	Leaves cu. yds.	Brush cu. yds.
2000	400	3,037	1,172
2001	580	4,427	1,265
2002	300	3,837	1,120

Total Landscape Waste Received (tons): 2000, 2001 & 2002

2000 tons per year	799
2001 tons per year	1,287
2002 tons per year	1,059

2002 Amounts Used/Sold (cubic yards)

	Composted	Chipped/Shredded
Land Reclamation	0	0
Daily Landfill Cover	0	0
Final Landfill Cover	0	0
Landscaping	325	0
Land Application at Agronomic Rates	0	0
Other	0	0
TOTAL	325	0

Contacts

Owner

New Earth
Joseph Groskind
11189 Samuel Road
Carterville, IL 62918
☎ 618-985-5007

Operator

New Earth
Joseph Groskind
11189 Samuel Road
Carterville, IL 62918
☎ 618-985-5007

Solid Waste Landfills

Appendices A, B, C & D



**Solid Waste Landfill's
Owners and Operators
Alphabetic by Facility**

Landfill Name	Municipality	Owner	Operator	Status	Page
ADS/McLean County Landfill #2	Bloomington	American Disposal Services of Illinois ¹	American Disposal Services of Illinois ¹	A	R4.5
Brickyard Disp. and Recyc.	Danville	Brickyard Disposal and Recycling Inc. ¹	Brickyard Disposal and Recycling Inc. ¹	A	R4.6
CDT Landfill Corp. Exp. Site	Joliet	CDT Landfill Corp.	CDT Landfill Corp.	C	R2.9
CID RDF #3 & #4	Chicago	Waste Management of Illinois Inc. ²	Waste Management of Illinois Inc. ²	A	R2.10
Clinton Landfill #2	Clinton	Clinton Landfill Inc. ³	Clinton Landfill Inc. ³	A	R4.7
Cottonwood Hills RDF	Marissa	Waste Management of Illinois Inc. ²	Waste Management of Illinois Inc. ²	A	R6.5
Countryside Landfill	Grayslake	Countryside Landfill Inc. ²	Countryside Landfill Inc. ²	A	R2.11
D & L Landfill	Greenville	D & L Landfill Inc.	D & L Landfill Inc.	A	R6.6
DeKalb County Landfill	DeKalb	Waste Management of Illinois Inc. ²	Waste Management of Illinois Inc. ²	A	R1.5
Envirofil of Illinois Landfill	Macomb	Waste Management of Illinois Inc. ²	Waste Management of Illinois Inc. ²	A	R3.5
Environtech Inc.	Morris	Environtech Inc. ¹	Environtech Inc. ¹	A	R2.12
ERC Coles County Landfill	Charleston	Environmental Reclamation Co. ¹	Environmental Reclamation Co. ¹	A	R4.8
Five Oaks Recyc. and Disp. Facility	Taylorville	Waste Management of Illinois Inc. ²	Waste Management of Illinois Inc. ²	A	R5.5
Freeport Municipal Landfill #4 ⁶	Freeport	City of Freeport	City of Freeport	A	R1.6
Illinois Landfill	Hoopston	Illinois Landfill Inc. ¹	Illinois Landfill Inc. ¹	A	R4.9
Kankakee Recyc. and Disp. Facility	Chebanse	Waste Management of Illinois Inc. ²	Waste Management of Illinois Inc. ²	A	R2.13
Knox County Landfill #3	Oneida	Knox County Landfill Committee	Knox County Landfill #3	A	R3.6
LandComp Landfill	Ottawa	LandComp Corp. ¹	LandComp Corp. ¹	A	R1.7
Landfill 33	Effingham	Landfill 33 Ltd. et. al.	Landfill 33 Ltd.	A	R4.10
Laraway Recyc. and Disp. Facility	Elwood	Waste Management of Illinois Inc. ²	Waste Management of Illinois Inc. ²	A	R2.14
Lawrence County Regional LF	Sumner	Waste Management of Illinois Inc. ²	Waste Management of Illinois Inc. ²	A	R7.5
Lee County Landfill	Dixon	Lee County Landfill Inc. ¹	Lee County Landfill Inc. ¹	A	R1.8
Litchfield-Hillsboro Landfill	Litchfield	Envotech-Illinois LLC ¹	Envotech-Illinois LLC ¹	A	R5.6
Livingston Landfill	Pontiac	American Disposal Services of Illinois ¹	American Disposal Services of Illinois ¹	A	R4.11
Mallard Lake Landfill	Hanover Park	Forest Preserve Dist. of DuPage Co.	BFI Wst. Stms. of North America Inc. ¹	C	R2.15
Milam Recyc. and Disp. Facility	East St. Louis	Waste Management of Illinois Inc. ²	Waste Management of Illinois Inc. ²	A	R6.7
Morris Community Landfill	Morris	City of Morris	Community Landfill Co.	A	R2.16
Onyx Orchard Hills Landfill	Davis Junction	Onyx Orchard Hills Landfill Inc. ⁴	Onyx Orchard Hills Landfill Inc. ⁴	A	R1.9
Onyx Valley View Landfill	Decatur	Onyx Valley View Landfill Inc. ⁴	Onyx Valley View Landfill Inc. ⁴	A	R4.12
Onyx Zion Landfill	Zion	Onyx Zion Landfill Inc. ⁴	Onyx Zion Landfill Inc. ⁴	A	R2.17
Peoria City/County Landfill #2	Brimfield	Joint City and County of Peoria	Peoria City/County LF #2 ²	A	R3.7
Peoria Disposal Co. #1	Peoria	Peoria Disposal Co.	Peoria Disposal Co.	A	R3.8
Perry Ridge Landfill	DuQuoin	GERE Properties Inc.	Perry Ridge Landfill Inc.	UD	R7.6
Pike County Landfill	Baylis	Pike County Landfill Inc. ³	Pike County Landfill Inc. ³	A	R5.7
Prairie Hill Recyc. and Disp. Facility	Morrison	Whiteside County	Waste Management of Illinois Inc. ²	A	R1.10
Prairie View Recyc. and Disp. Facility	Wilmington	Will County Land Use Department	Waste Management of Illinois Inc. ²	PP	R2.18
Quad Cities Landfill, Phase IV	Milan	Millennium Waste Inc.	Millennium Waste Inc.	A	R3.9
RCS Landfill	Jerseyville	RCS Inc. ¹	RCS Inc. ¹	A	R5.8
River Bend Prairie Landfill	Dolton	Land & Lakes Co.	Land & Lakes Co.	A	R2.19
Rochelle Municipal Landfill #2	Dement Twp.	City of Rochelle	Rochelle Waste Disposal	A	R1.11
Roxana Landfill	Roxana	Roxana Landfill Authority Inc. ¹	Roxana Landfill Authority Inc. ¹	A	R6.8
Salem Municipal Landfill #2	Salem	City of Salem, Mayor's Office	City of Salem, Public Works Office	A	R6.9
Saline County Landfill	Harrisburg	Saline County Landfill IL Inc. ¹	Saline County Landfill IL Inc. ¹	A	R7.7
Sangamon Valley Landfill	Springfield	Sangamon Valley Landfill Inc. ¹	Sangamon Valley Landfill Inc. ¹	IA	R5.9
Settler's Hill Recyc. and Disp. Facility	Batavia	Kane Co. Dept. of Environmental Mgmt.	Waste Management of Illinois Inc. ²	A	R2.20
Sexton #2	Hillside	Congress Development Co.	John Sexton Sand & Gravel Corp.	A	R2.21
South Chain of Rocks RDF-Phase 2 ⁷	Granite City	Waste Management of Illinois Inc. ²	Waste Management of Illinois Inc. ²	A	R6.10
Southern Illinois Regional Landfill	DeSoto	Southern Illinois Regional Landfill Inc. ⁵	Southern Illinois Regional Landfill Inc. ⁵	A	R7.8
Spoon Ridge Landfill	Fairview	BFI Wst. Stms. of North America Inc. ¹	BFI Wst. Stms. of North America Inc. ¹	A	R3.10

Landfill Name	Municipality	Owner	Operator	Status	Page
Streator Area Landfill #3	Streator	Streator Area Landfill Inc. ¹	Streator Area Landfill Inc. ¹	A	R4.13
Tazewell Recyc. and Disp. Facility	East Peoria	Waste Management of Illinois Inc. ²	Waste Management of Illinois Inc. ²	A	R3.11
Upper Rock Island County Landfill	East Moline	Upper Rock Island County Landfill Inc. ¹	Upper Rock Island County Landfill Inc. ¹	A	R3.12
Wayne County Landfill, Ill. Inc.	Fairfield	Wayne County Landfill, Ill. Inc. ¹	Wayne County Landfill, Ill. Inc. ¹	A	R7.9
West End Disposal Facility ⁸	Thompsonville	Landfill L.L.C.	Landfill L.L.C.	A	R7.10
Wheatland Prairie RDF ⁹	Plainfield	Waste Management of Illinois Inc. ²	Waste Management of Illinois Inc. ²	C	R2.22
Winnebago Reclamation Service	Rockford	Winnebago Reclamation Service Inc.	Winnebago Reclamation Service Inc.	A	R1.12
Woodland Recyc. & Disp. Facility ¹⁰	South Elgin	Oak Brook Bank, Trust #8-1735	Waste Management of Illinois Inc. ²	A	R2.23

¹ A subsidiary of Allied Waste Industries Inc.
² A subsidiary of Waste Management Inc. Midwest
³ A separately incorporated affiliate of Peoria Disposal Co.
⁴ An affiliate of Onyx North America and a subsidiary of Vivendi Environmental, France
⁵ A subsidiary of Republic Services Inc.
⁶ Closed, 4-5-03
⁷ Still open as of Sept. 2003
⁸ Permit to develop 5-16-01; permit to operate 10-25-02
⁹ Closed in June 18, 2001; cert. closed 9-19-02
¹⁰ Ceased accepting waste 11-5-02

Status: A = Active C = Closed IA = Inactive UD = Under Development PP = Permit Pending as of August 2003

**Solid Waste Landfill's
Owners and Operators
Alphabetic by County**

County Municipality	Facility Identification No.	Owner	Operator
Bond Greenville	D & L Landfill 0050050001	D & L Landfill Inc. 825 Willard St., Rural Route 3 Greenville, IL 62246 Contact: Lee Roy McCray 618-664-2587	D & L Landfill Inc. 825 Willard St., Rural Route 3 Greenville, IL 62246 Contact: Don McCray 618-664-2587
Christian Taylorville	Five Oaks Recycling and Disposal Facility 0218160006	Waste Management of Illinois Inc. 890 East 1500 North Road Taylorville, IL 62568 Contact: Mark Baccadutre 217-824-3942 Ext. 115	Waste Management of Illinois Inc. 890 East 1500 North Road Taylorville, IL 62568 Contact: Mark Baccadutre 217-824-3942 Ext. 115
Coles Charleston	ERC Coles County Landfill 0298050007 (Expansions approved 6-14-01, 5-13-02, 9-10-02)	Environmental Reclamation Co. (ERC) Coles Co. LF P.O. Box 137 Charleston, IL 61920 Contact: Paul Howe 217-442-8139	Environmental Reclamation Co. (ERC) Coles Co. LF P.O. Box 137 Charleston, IL 61920 Contact: Rich Galloway, General Mgr. 217-345-7414
Cook Chicago & Calumet City	CID Recycling and Disposal Facility #3 and #4 0310390001	Waste Management of Illinois Inc. P.O. Box 1309 Calumet City, IL 60409-1309 Contact: Kurt Nebel 773-646-3099	Waste Management of Illinois Inc. P.O. Box 1309 Calumet City, IL 60409-1309 Contact: Kurt Nebel 773-646-3099
Cook Dolton	River Bend Prairie Landfill 0310690003	Land & Lakes Co. 123 N. Northwest Highway, P.O. Box 778 Park Ridge, IL 60068 Contact: James J. Cowhey, Jr. 847-825-5000	Land & Lakes Co. 123 N. Northwest Highway, P.O. Box 778 Park Ridge, IL 60068 Contact: James J. Cowhey, Jr. 847-825-5000
Cook Hillside	Sexton #2 0318170002 (Nearing closure)	Congress Development Co. 4415 W. Harrison Street, Suite 535 Hillside, IL 60162-1900 Contact: James Butler 708-547-3703	John Sexton Sand & Gravel Corp. 4415 W. Harrison Street, Suite 535 Hillside, IL 60162-1900 Contact: James Butler 708-547-3703
DeKalb DeKalb	DeKalb County Landfill 0378020001 (County wastes only)	Waste Management of Illinois Inc. 18370 Somonauk Road DeKalb, IL 60115-8738 Contact: Mike Wiersema or Dale Hoekstra 630-232-7664	Waste Management of Illinois Inc. 18370 Somonauk Road DeKalb, IL 60115-8738 Contact: Mike Wiersema or Dale Hoekstra 630-232-7664
DeWitt Clinton	Clinton Landfill #2 0398080007	Clinton Landfill Inc. P.O. Box 9071 Peoria, IL 61612-9071 Contact: Ron L. Edwards 309-676-4893	Clinton Landfill Inc. P.O. Box 9071 Peoria, IL 61612-9071 Contact: Ron L. Edwards 309-676-4893
DuPage Hanover Park	Mallard Lake Landfill (Closed) 0438010004 (Certified closed 9-30-02)	Forest Preserve District of DuPage County 3 S. 580 Naperville Road Wheaton, IL 60187-8761 Contact: Joseph Benedict 630-462-5653	BFI Waste Systems of North America Inc. 26 W. 580 Schick Road Hanover Park, IL 60133 Contact: Drew Bergenthal 630-894-9000
Effingham Effingham	Landfill 33 0498100007 (Expansion approved 6-28-02)	Landfill 33 Ltd. et. al. P.O. Box 703 Effingham, IL 62401 Contact: Brian Hayes 217-342-3747	Landfill 33 Ltd. P.O. Box 703 Effingham, IL 62401 Contact: Brian Hayes 217-342-3747
Fulton Fairview	Spoon Ridge Landfill 0578080002	BFI Waste Systems of North America Inc. Route 1, Highway 97 North Fairview, IL 61432 Contact: Drew Bergenthal 309-778-2787 or 708-824-3073	BFI Waste Systems of North America Inc. Route 1, Highway 97 North Fairview, IL 61432 Contact: Drew Bergenthal 309-778-2787 or 708-824-3073

County Municipality	Facility Identification No.	Owner	Operator
Grund Morris	Envirotech Inc. 0638140002	Envirotech Inc. 13832 S. Kostner Crestwood, IL 60445 Contact: Brian Holcomb 708-824-3060	Envirotech Inc. 1800 N. Ashley Road Morris, IL 60450 Contact: Mark Dykema 815-942-1800
Grund Morris	Morris Community Landfill 0630600001	City of Morris 320 Wauponsee St. Morris, IL 60450 Contact: Mayor Richard Kopczick 815-942-0103	Community Landfill Co. 13903 S. Ashland Ave. Riverdale, IL 60827 Contact: Robert J. Pruiem 708-489-1900
Jackson DeSoto	Southern Illinois Regional Landfill 0770200002 (Expansion permit under review)	Southern Illinois Regional Landfill Inc. 1540 Landfill Road DeSoto, IL 62924 Contact: Gary Pearson 618-867-2356	Southern Illinois Regional Landfill Inc. 1540 Landfill Road DeSoto, IL 62924 Contact: Gary Pearson 618-867-2356
Jersey Jerseyville	RCS Landfill 0830250012	RCS Inc. 1336 W. Crystal Lake Road Jerseyville, IL 62052 Contact: Jay Ross 618-656-6912	RCS Inc. 1336 W. Crystal Lake Road Jerseyville, IL 62052 Contact: Jay Ross 618-656-6912
Kane Batavia	Settler's Hill Recycling and Disposal Facility 0890100009	Kane County Dept. of Environmental Management 719 S. Batavia Ave. Geneva, IL 60134 Contact: Tim Harbaugh 630-208-5173	Waste Management of Illinois Inc. 1031 E. Fabyan Parkway Batavia, IL 60510 Contact: Doug Hopkins or Dale Hoekstra or Ian Johnson 630-232-7664
Kane South Elgin	Woodland Recycling and Disposal Facility (Now Closed) 0894830005 (closed 10-5-02)	Oak Brook Bank, Trust #8-1735 1400 W. 16th St. Oak Brook, IL 60521 Contact: Adriana Rodek 630-571-1050	Waste Management of Illinois Inc. 7 N. 500 Route 25, P.O. Box 364 South Elgin, IL 60177 Contact: Ian Johnson 630-232-7664
Kankakee Chebanse	Kankakee Recycling and Disposal Facility 0910550006 (County wastes only)	Waste Management of Illinois Inc. 6259 S. Route 45 & 52 Chebanse, IL 60922 Contact: Mark Batherson 815-937-5539	Waste Management of Illinois Inc. 6259 S. Route 45 & 52 Chebanse, IL 60922 Contact: Mark Batherson 815-937-5539
Knox Oneida	Knox County Landfill #3 0958160003 (LF expansion 11-21-01)	Knox County Landfill Committee Knox County Courthouse Galesburg, IL 61401 Contact: Larry Larson 309-341-0901	Knox County Landfill #3 P.O. Box 407 Wataga, IL 61448 Contact: Greg Ingle 309-375-6795
Lake Grayslake	Countryside Landfill 0970250003	Countryside Landfill Inc. 31725 N. Route 83 Grayslake, IL 60030 Contact: Chris Rubak 847-223-9282	Countryside Landfill Inc. 31725 N. Route 83 Grayslake, IL 60030 Contact: Chris Rubak 847-223-9282
Lake Zion	Onyx Zion Landfill 0978020002	Onyx Zion Landfill Inc. 701 N. Green Bay Road Zion, IL 60099 Contact: James A. Lewis 847-731-5110 Ext. 224	Onyx Zion Landfill Inc. 701 N. Green Bay Road Zion, IL 60099 Contact: James A. Lewis 847-731-5110 Ext. 224
LaSalle Ottawa	LandComp Landfill 0990808103	LandComp Corp. 13832 S. Kostner Ave. Crestwood, IL 60445 Contact: Brian Holcomb 708-824-3060	LandComp Corp. P.O. Box 520 Ottawa, IL 61350 Contact: Mark Dykema 815-434-1808

County Municipality	Facility Identification No.	Owner	Operator
Lawrence Sumner	Lawrence County Regional Landfill 1010100002 (New owner & operator, 2002)	Waste Management of Illinois Inc. 601 Madison Road East St. Louis, IL 62201 Contact: Ernest H. Dennison or Joe Durako 618-271-6788 Ext. 122	Waste Management of Illinois Inc. 601 Madison Road East St. Louis, IL 62201 Contact: Ernest H. Dennison or Joe Durako 618-271-6788 Ext. 122
Lee Dixon	Lee County Landfill 1030205110	Lee County Landfill Inc. 13832 S. Kostner Crestwood, IL 60445 Contact: Brian Holcomb 708-824-3060	Lee County Landfill Inc. 1214 S. Bataan Road Dixon, IL 61021 Contact: Dave Geier 815-288-4607
Livingston Pontiac	Livingston Landfill 1058210002	American Disposal Services of Illinois Inc. 13832 S. Kostner Ave. Crestwood, IL 60445 Contact: Brian Holcomb 708-824-3060	American Disposal Services of Illinois Inc. 14206 East 2100 North Road, P.O. Box 646 Pontiac, IL 61764 Contact: Dave Bryant 815-844-3054
Livingston Streator	Streator Area Landfill #3 1054900003 (Expansion approved 6-4-03)	Streator Area Landfill Inc. 13832 S. Kostner Avenue Crestwood, IL 60445 Contact: Brian Holcomb 708-824-3060	Streator Area Landfill Inc. 2111 Coalville Road Streator, IL 61364 Contact: Dave Bryant 815-672-0097
Macon Decatur	Onyx Valley View Landfill 1158040008 (New name, owners & operators)	Onyx Valley View Landfill Inc. 1363 Bear Road Decatur, IL 62522 Contact: Jeff London 217-963-2976	Onyx Valley View Landfill Inc. 1363 Bear Road Decatur, IL 62522 Contact: Jeff London 217-963-2976
Madison Roxana	Roxana Landfill Authority 1190900002 (New cells opened in 2002 & 2003)	Roxana Landfill Authority Inc. 4600 Cahokia Creek Road, P. O. Box 97 Roxana, IL 62084-0097 Contact: Jay Ross 618-656-6912	Roxana Landfill Authority Inc. 4600 Cahokia Creek Road, P.O. Box 97 Roxana, IL 62084-0097 Contact: Jay Ross 618-656-6912
Madison Granite City	South Chain of Rocks RDF-Phase 2 1198010002 (Nearing closure; still open in Sept. 2003)	Waste Management of Illinois Inc. 601 Madison Road East St. Louis, IL 62201 Contact: Ernest H. Dennison or Joe Durako 618-271-6788 Ext. 122	Waste Management of Illinois Inc. 601 Madison Road East St. Louis, IL 62201 Contact: Ernest H. Dennison or Joe Durako 618-271-6788 Ext. 122
Marion Salem	Salem Municipal Landfill #2 1218130007 (Permit renewed 8-22-03)	City of Salem, Mayor's Office 101 S. Broadway Salem, IL 62881 Contact: Roger D. Kinney 618-548-2222	City of Salem, Public Works Office 101 S. Broadway Ave. Salem, IL 62881 Contact: John Pruden 618-548-2222
McDonough Macomb	Envirofil of Illinois Landfill 1098100003 (Expansion permit under review)	Waste Management of Illinois Inc. 13998 E. 1400th St., P.O. Box 375 Macomb, IL 61455 Contact: Steve Harenberg 309-836-2728	Waste Management of Illinois Inc. 13998 E. 1400th St., P.O. Box 375 Macomb, IL 61455 Contact: Steve Harenberg 309-836-2728
McLean Bloomington	ADS/McLean County Landfill #2 1130200042 (Site re-activated June 2000)	American Disposal Services of Illinois Inc. 4340 Acre Grove Dr., Suite B Springfield, IL 62707 Contact: Paul Howe 217-787-6079	American Disposal Services of Illinois Inc. Rural Route 3, P.O. Box 145 Bloomington, IL 61704 Contact: Dan Winters 309-827-8631
Montgomery Litchfield	Litchfield-Hillsboro Landfill 1358150007 (4.5 ac. cell opened 5-22-02)	Envotech-Illinois LLC 2782 Landfill Trail, P.O. Box 97 Litchfield, IL 62056 Contact: Tim Curry 217-324-2811	Envotech-Illinois LLC 2782 Landfill Trail, P.O. Box 97 Litchfield, IL 62056 Contact: Tim Johnson 217-324-2811

County Municipality	Facility Identification No.	Owner	Operator
Ogle Davis Junction	Onyx Orchard Hills Landfill 1410175005 (Expansion permit under review)	Onyx Orchard Hills Landfill Inc. 8290 Highway 251 South Davis Junction, IL 61020 Contact: Chris Peters, General Manager 815-874-9000	Onyx Orchard Hills Landfill Inc. 8290 Highway 251 South Davis Junction, IL 61020 Contact: Chris Peters, General Manager 815-874-9000
Ogle Dement Township	Rochelle Municipal Landfill #2 1418030020	City of Rochelle Sixth Street & Fifth Avenue Rochelle, IL 61068 Contact: Joe Salitros 815-561-2000	Rochelle Waste Disposal 5450 Wansford Way, Ste. 201B Rockford, IL 61109 Contact: Clyde Gelderloos 815-562-6718
Peoria Brimfield	Peoria City/County Landfill #2 1438165003	Joint City and County of Peoria Solid Waste Disposal Board 419 Fulton St., Room 307 Peoria, IL 61602 Contact: Stephen Van Winkle 309-494-8800	Peoria City/County LF #2 11501 W. Cottonwood Road Brimfield, IL 61517 Contact: Steve Harenberg 309-565-4281
Peoria Peoria	Peoria Disposal Co. #1 1438120003 (Hazardous wastes also)	Peoria Disposal Co. 4700 N. Sterling Ave. Peoria, IL 61614 Contact: Ron L. Edwards 309-676-4893	Peoria Disposal Co. 4700 N. Sterling Ave. Peoria, IL 61614 Contact: Ron L. Edwards 309-676-4893
Perry DuQuoin	Perry Ridge Landfill (Under Development) 1450105039 (Permit to develop issued 9-28-01)	GERE Properties Inc. 290 S. Main Place, #101 Carol Stream, IL 60188 Contact: Patrick Mazza 630-653-3700	Perry Ridge Landfill Inc. 290 S. Main Place, #101 Carol Stream, IL 60188 Contact: Patrick Mazza 630-653-3700
Pike Baylis	Pike County Landfill 1498160001	Pike County Landfill Inc. P.O. Box 9071 Peoria, IL 61612-9071 Contact: Ron L. Edwards 309-676-4893	Pike County Landfill Inc. P.O. Box 9071 Peoria, IL 61612-9071 Contact: Ron L. Edwards 309-676-4893
Rock Island Milan	Quad Cities Landfill, Phase IV 1610400018 (49% out-of-state waste)	Millennium Waste Inc. 13606 Knoxville Road Milan, IL 61264 Contact: Dominic Remmes 309-787-2303	Millennium Waste Inc. 13606 Knoxville Road Milan, IL 61264 Contact: Dominic Remmes 309-787-2303
Rock Island East Moline	Upper Rock Island County Landfill 1618100014 (Expansion permitted 10-6-00)	Upper Rock Island County Landfill Inc. P.O. Box 159 East Moline, IL 61244 Contact: Dave Geier 309-496-2396	Upper Rock Island County Landfill Inc. P.O. Box 159 East Moline, IL 61244 Contact: Dave Geier 309-496-2396
Saline Harrisburg	Saline County Landfill 1658080001 (Expn. under review)	Saline County Landfill IL Inc. 5000 Whitesville Road Harrisburg, IL 62946 Contact: Kenneth Wuehler 618-842-4294	Saline County Landfill IL Inc. 5000 Whitesville Road Harrisburg, IL 62946 Contact: Kenneth Wuehler 618-842-4294
Saline Thompsonville	West End Disposal Facility (New) 1650155005 (Opened Oct. 24, 2002)	Landfill L.L.C. 105 S. Commercial St., P.O. Box 544 Harrisburg, IL 62946 Contact: Robert C. Wilson 618-252-1776	Landfill L.L.C. P.O. Box 544, 105 S. Commercial St. Harrisburg, IL 62946 Contact: Robert C. Wilson 618-252-1776
Sangamon Springfield	Sangamon Valley Landfill (Inactive) 1678220037 (Permitted to re-open July 7, 2003)	Sangamon Valley Landfill Inc. 4340 Acer Grove Dr., Suite B Springfield, IL 62707 Contact: Paul Howe 217-787-6079	Sangamon Valley Landfill Inc. 2565 Sand Hill Road Springfield, IL 62707 Contact: Bryan Deming 217-522-7797

County Municipality	Facility Identification No.	Owner	Operator
St. Clair Marissa	Cottonwood Hills RDF 1630755017 (67% out-of-state waste; new cells in 8-26-02 & 5-8-03)	Waste Management of Illinois Inc. 601 Madison Road East St. Louis, IL 62201 Contact: Ernest H. Dennison or Joe Durako 618-271-6788 Ext. 122	Waste Management of Illinois Inc. 601 Madison Road East St. Louis, IL 62201 Contact: Ernest H. Dennison or Joe Durako 618-271-6788 Ext. 122
St. Clair East St. Louis	Milam Recycling and Disposal Facility 1630450001 (60% out-of-state waste)	Waste Management of Illinois Inc. 601 Madison Road East St. Louis, IL 62201 Contact: Ernest H. Dennison or Joe Durako 618-271-6788 Ext. 122	Waste Management of Illinois Inc. 601 Madison Road East St. Louis, IL 62201 Contact: Ernest H. Dennison or Joe Durako 618-271-6788 Ext. 122
Stephenson Freeport	Freeport Municipal Landfill #4 (Now Closed) 1770200015 (Closed 4-5-03)	City of Freeport 230 W. Stephenson St. Freeport, IL 61032 Contact: Reggie A. Taylor 815-599-5816	City of Freeport 230 W. Stephenson St. Freeport, IL 61032 Contact: Reggie A. Taylor 815-599-5816
Tazewell East Peoria	Tazewell Recycling and Disposal Facility 1798060004 (Nearing closure)	Waste Management of Illinois Inc. 3550 E. Washington St. East Peoria, IL 61611 Contact: Steve Harenberg 309-694-0295	Waste Management of Illinois Inc. 3550 E. Washington St. East Peoria, IL 61611 Contact: Steve Harenberg 309-694-0295
Vermilion Danville	Brickyard Disposal and Recycling 1838040029 (Operation of Cell 4C, 2-7-03)	Brickyard Disposal and Recycling Inc. P.O. Box 985 Danville, IL 61834-0985 Contact: Paul Howe 217-443-3128	Brickyard Disposal and Recycling Inc. P.O. Box 985 Danville, IL 61834-0985 Contact: Paul Howe 217-443-3128 or 217-431-3272
Vermilion Hoopeston	Illinois Landfill 1830450009 (Permit renewed)	Illinois Landfill Inc. P.O. Box 29 Hoopeston, IL 60942 Contact: Kenny Samet 217-283-6242	Illinois Landfill Inc. P.O. Box 29 Hoopeston, IL 60942 Contact: Kenny Samet 217-283-6242
Wayne Fairfield	Wayne County Landfill, III. Inc. 1918040003 (New cell in Dec. 2002)	Wayne County Landfill, III. Inc. State Route 15 West, RR #1, Box 214 Fairfield, IL 62837 Contact: Ken Wuehler 618-842-4294	Wayne County Landfill, III. Inc. State Route 15 West, RR #1, Box 214 Fairfield, IL 62837 Contact: Ken Wuehler 618-842-4294
Whiteside Morrison	Prairie Hill Recycling and Disposal Facility 1950350014	Whiteside County Whiteside County Courthouse 200 E. Knox St. Morrison, IL 61270 Contact: Peter Petrowsky 815-772-7651	Waste Management of Illinois Inc. 18762 Lincoln Road Morrison, IL 61270 Contact: Ian Johnson 630-232-7664
Will Joliet	CDT Landfill Corp. Expansion Site (Closed) 1978170006 (Closed 6-9-00; Cert. of Closure pending)	CDT Landfill Corp. 2851 Mound Road Joliet, IL 60436 Contact: Danny L. Geiss 815-741-0736	CDT Landfill Corp. 2851 Mound Road Joliet, IL 60436 Contact: Danny L. Geiss 815-741-0736
Will Elwood	Laraway Recycling and Disposal Facility 1970450002 (Nearing closure)	Waste Management of Illinois Inc. 21101 W. Laraway Road Elwood, IL 60421 Contact: Mark Batherson or Scott Combis 815-727-6148	Waste Management of Illinois Inc. 21101 W. Laraway Road Elwood, IL 60421 Contact: Mark Batherson or Scott Combis 815-727-6148
Will Wilmington	Prairie View Recycling and Disposal Facility (Permit Pending) 1971105050	Will County Land Use Department, Waste Services Div. 58 E. Clinton, Suite 500 Joliet, IL 60432 Contact: Dean Olson 815-727-8834	Waste Management of Illinois Inc. 720 Butterfield Rd. Lombard, IL 60148 Contact: Chris Rubak 847-223-9282

County Municipality	Facility Identification No.	Owner	Operator
Will Plainfield	Wheatland Prairie Recycling and Disposal Facility (Closed) 1978200004 (Closed 6-18-01; Cert. of Closure 9-19-02)	Waste Management of Illinois Inc. N 96 W 13600 County Line Rd. Germantown, WI 53022 Contact: Michael Peterson 262-253-8626 Ext. 115	Waste Management of Illinois Inc. N 96 W 13600 County Line Rd. Germantown, WI 53022 Contact: Michael Peterson 262-253-8626 Ext. 115
Winnebago Rockford	Winnebago Reclamation Service 2018080001 (Expansion permit under review)	Winnebago Reclamation Service Inc. 8403 Lindenwood Road Rockford, IL 61109 Contact: John Lichty 815-874-4806	Winnebago Reclamation Service Inc. 8403 Lindenwood Road Rockford, IL 61109 Contact: John Lichty 815-874-4806

**Solid Waste Landfills
Ranked by
Wastes Received**

2002

Landfill Name	Municipality	County	Gate Cu. Yds.	Calculated Tons	Rank	Remarks	Page
Livingston Landfill	Pontiac	Livingston	9,630,512	2,918,337	1		R4.11
Onyx Orchard Hills Landfill	Davis Junction	Ogle	4,413,427	1,337,402	2	Expn. permit under review	R1.9
Settler's Hill Recyc. and Disp. Facility	Batavia	Kane	4,299,246	1,302,802	3		R2.20
Milam Recyc. and Disp. Facility	East St. Louis	St. Clair	3,975,535	1,204,708	4	60% out-of-state waste	R6.7
Lee County Landfill	Dixon	Lee	3,444,057	1,043,654	5		R1.8
Roxana Landfill	Roxana	Madison	2,477,125	750,644	6	New cells opened 2002/2003	R6.8
Onyx Zion Landfill	Zion	Lake	2,463,544	746,528	7		R2.17
Environtech Inc.	Morris	Grundy	1,835,948	556,348	8		R2.12
Countryside Landfill	Grayslake	Lake	1,803,372	546,476	9		R2.11
Winnebago Reclamation Service	Rockford	Winnebago	1,369,926	415,129	10	Expn. permit under review	R1.12
Southern Illinois Regional Landfill	DeSoto	Jackson	1,117,400	338,606	11	Expn. permit under review	R7.8
CID RDF #3 & #4	Chicago	Cook	1,038,830	314,797	12		R2.10
Cottonwood Hills RDF	Marissa	St. Clair	1,035,802	313,879	13	67% out-of-state waste	R6.5
Brickyard Disp. and Recyc.	Danville	Vermilion	995,895	301,786	14	Operation of Cell 4C, 2-7-03	R4.6
Woodland Recyc. & Disp. Facility	South Elgin	Kane	928,610	281,397	15	Closed 10-5-02	R2.23
Upper Rock Island County Landfill	East Moline	Rock Island	926,911	280,882	16	LF expansion on 10-6-00	R3.12
Clinton Landfill #2	Clinton	DeWitt	881,215	267,035	17		R4.7
Quad Cities Landfill, Phase IV	Milan	Rock Island	877,625	265,947	18	49% out-of-state waste	R3.9
Onyx Valley View Landfill	Decatur	Macon	859,173	260,355	19	New name, O/O	R4.12
Five Oaks Recyc. and Disp. Facility	Taylorville	Christian	841,367	254,960	20		R5.5
Tazewell Recyc. and Disp. Facility	East Peoria	Tazewell	774,567	234,717	21	Nearing closure	R3.11
Prairie Hill Recyc. and Disp. Facility	Morrison	Whiteside	648,129	196,403	22		R1.10
LandComp Landfill	Ottawa	LaSalle	629,947	190,893	23		R1.7
River Bend Prairie Landfill	Dolton	Cook	620,753	188,107	24		R2.19
Peoria City/County Landfill #2	Brimfield	Peoria	596,422	180,734	25		R3.7
ADS/McLean County Landfill #2	Bloomington	McLean	517,121	156,703	26	Site re-activated June 2000	R4.5
Litchfield-Hillsboro Landfill	Litchfield	Montgomery	468,325	141,917	27	4.5 ac. cell opened 5-22-02	R5.6
Sexton #2	Hillside	Cook	452,925	137,250	28	Nearing closure	R2.21
Knox County Landfill #3	Oneida	Knox	435,720	132,036	29	LF expansion 11-21-01	R3.6
South Chain of Rocks RDF-Phase 2	Granite City	Madison	378,319	114,642	30	Nearing closure	R6.10
Kankakee Recyc. and Disp. Facility	Chebanse	Kankakee	373,956	113,320	31	County wastes only	R2.13
Pike County Landfill	Baylis	Pike	329,660	99,897	32		R5.7
Rochelle Municipal Landfill #2	Dement Twp.	Ogle	328,000	99,394	33		R1.11
ERC Coles County Landfill	Charleston	Coles	298,080	90,327	34	Expn. appr. 5-13-02/9-10-02	R4.8
Envirofil of Illinois Landfill	Macomb	McDonough	285,788	86,602	35	Expn. permit under review	R3.5
Illinois Landfill	Hoopeston	Vermilion	281,469	85,294	36	Permit renewed	R4.9
Wayne County Landfill, III. Inc.	Fairfield	Wayne	278,880	84,509	37	New cell in Dec. 2002	R7.9
Lawrence County Regional LF	Sumner	Lawrence	268,977	81,508	38	New owner & operator, 2002	R7.5
DeKalb County Landfill	DeKalb	DeKalb	265,839	80,557	39	County wastes only	R1.5
D & L Landfill	Greenville	Bond	227,549	68,954	40		R6.6
Landfill 33	Effingham	Effingham	174,887	52,996	41	Expansion approved 6-28-02	R4.10
Streator Area Landfill #3	Streator	Livingston	173,077	52,448	42	Expansion approved 6-4-03	R4.13
Peoria Disposal Co. #1	Peoria	Peoria	139,075	42,144	43	Hazardous wastes also	R3.8
Freeport Municipal Landfill #4	Freeport	Stephenson	122,232	37,040	44	Closed 4-5-03	R1.6
RCS Landfill	Jerseyville	Jersey	108,522	32,885	45		R5.8
Morris Community Landfill	Morris	Grundy	87,426	26,493	46		R2.16
Salem Municipal Landfill #2	Salem	Marion	73,819	22,369	47	Permit renewed 8-22-03	R6.9
Laraway Recyc. and Disp. Facility	Elwood	Will	65,819	19,945	48	Nearing closure	R2.14
Saline County Landfill	Harrisburg	Saline	19,593	5,937	49	Expn. under review	R7.7
West End Disposal Facility	Thompsonville	Saline	9,657	2,926	50	Opened Oct. 24, 2002	R7.10
Spoon Ridge Landfill	Fairview	Fulton	13	4	51		R3.10
Totals			54,650,066	16,560,623			
Averages			1,071,570	324,718			

**Solid Waste Landfills
Ranked by
Remaining Capacities**

as of Jan. 1, 2003

Landfill Name	Municipality	County	Gate	Calculated	Rank	Remarks	Page
			Cu. Yds.	Tons			
Spoon Ridge Landfill	Fairview	Fulton	130,465,000	39,535,000	1		R3.10
Cottonwood Hills RDF	Marissa	St. Clair	82,877,000	25,114,000	2	67% out-of-state waste	R6.5
Onyx Orchard Hills Landfill	Davis Junction	Ogle	56,197,000	17,029,000	3	Expn. permit under review	R1.9
Prairie Hill Recyc. and Disp. Facility	Morrison	Whiteside	50,005,000	15,153,000	4		R1.10
Five Oaks Recyc. and Disp. Facility	Taylorville	Christian	29,188,000	8,845,000	5		R5.5
West End Disposal Facility	Thompsonville	Saline	24,289,000	7,360,000	6	Opened Oct. 24, 2002	R7.10
Countryside Landfill	Grayslake	Lake	23,711,000	7,185,000	7		R2.11
Onyx Zion Landfill	Zion	Lake	22,337,000	6,769,000	8		R2.17
Illinois Landfill	Hoopeston	Vermilion	22,154,000	6,713,000	9	Permit renewed	R4.9
LandComp Landfill	Ottawa	LaSalle	21,002,000	6,364,000	10		R1.7
Brickyard Disp. and Recyc.	Danville	Vermilion	20,524,000	6,219,000	11	Operation of Cell 4C	R4.6
Lee County Landfill	Dixon	Lee	20,361,000	6,170,000	12		R1.8
Livingston Landfill	Pontiac	Livingston	19,351,000	5,864,000	13		R4.11
Upper Rock Island County Landfill	East Moline	Rock Island	15,366,000	4,656,000	14	Expn. permitted 10-6-00	R3.12
Settler's Hill Recyc. and Disp. Facility	Batavia	Kane	12,448,000	3,772,000	15		R2.20
Quad Cities Landfill, Phase IV	Milan	Rock Island	11,986,000	3,632,000	16	49% out-of-state waste	R3.9
Milam Recyc. and Disp. Facility	East St. Louis	St. Clair	11,867,000	3,596,000	17	60% out-of-state waste	R6.7
Peoria City/County Landfill #2	Brimfield	Peoria	10,135,000	3,071,000	18		R3.7
Lawrence County Regional LF	Sumner	Lawrence	9,614,000	2,913,000	19	New O/O, 2002	R7.5
Sangamon Valley Landfill	Springfield	Sangamon	9,244,000	2,801,000	20	Permit to re-open 7-7-03	R5.9
Roxana Landfill	Roxana	Madison	8,651,000	2,622,000	21	New cells opened 2002/2003	R6.8
D & L Landfill	Greenville	Bond	8,451,000	2,561,000	22		R6.6
Wayne County Landfill, Ill. Inc.	Fairfield	Wayne	8,031,000	2,434,000	23	New cell in Dec. 2002	R7.9
River Bend Prairie Landfill	Dolton	Cook	7,517,000	2,278,000	24		R2.19
Onyx Valley View Landfill	Decatur	Macon	7,070,000	2,142,000	25	New name, O/O	R4.12
Knox County Landfill #3	Oneida	Knox	6,349,000	1,924,000	26	LF expansion 11-21-01	R3.6
Winnebago Reclamation Service	Rockford	Winnebago	5,816,000	1,762,000	27	Expn. permit under review	R1.12
Pike County Landfill	Baylis	Pike	5,736,000	1,738,000	28		R5.7
Clinton Landfill #2	Clinton	DeWitt	5,270,000	1,597,000	29		R4.7
Envirotech Inc.	Morris	Grundy	5,266,000	1,596,000	30		R2.12
DeKalb County Landfill	DeKalb	DeKalb	4,327,000	1,311,000	31	County wastes only	R1.5
Litchfield-Hillsboro Landfill	Litchfield	Montgomery	4,258,000	1,290,000	32	4.5 ac. cell opened 5-22-02	R5.6
Southern Illinois Regional Landfill	DeSoto	Jackson	3,793,000	1,149,000	33	Expn. permit under review	R7.8
Landfill 33	Effingham	Effingham	3,607,000	1,093,000	34	Expn. approved 6-28-02	R4.10
RCS Landfill	Jerseyville	Jersey	3,073,000	931,000	35		R5.8
ERC Coles County Landfill	Charleston	Coles	1,814,000	550,000	36	Expn. appr. 5-13-02/9-10-02	R4.8
Tazewell Recyc. and Disp. Facility	East Peoria	Tazewell	1,395,000	423,000	37	Nearing closure	R3.11
Rochelle Municipal Landfill #2	Dement Twp.	Ogle	1,270,000	385,000	38		R1.11
Kankakee Recyc. and Disp. Facility	Chebanse	Kankakee	1,063,000	322,000	39	County wastes only	R2.13
ADS/McLean County Landfill #2	Bloomington	McLean	836,000	253,000	40	Site re-activated 6/00	R4.5
Envirofil of Illinois Landfill	Macomb	McDonough	775,000	235,000	41	Expn. permit under review	R3.5
Peoria Disposal Co. #1	Peoria	Peoria	724,000	219,000	42	Hazardous wastes also	R3.8
Sexton #2	Hillside	Cook	715,000	217,000	43	Nearing closure	R2.21
Morris Community Landfill	Morris	Grundy	589,000	178,000	44		R2.16
Salem Municipal Landfill #2	Salem	Marion	551,000	167,000	45	Permit renewed 8-22-03	R6.9
CID RDF #3 & #4	Chicago	Cook	525,000	159,000	46		R2.10
Streator Area Landfill #3	Streator	Livingston	86,000	26,000	47	Expansion approved 6-4-03	R4.13
South Chain of Rocks RDF-Phase 2	Granite City	Madison	73,000	22,000	48	Nearing closure	R6.10
Saline County Landfill	Harrisburg	Saline	67,000	20,000	49	Expn. under review	R7.7
Laraway Recyc. and Disp. Facility	Elwood	Will	60,000	18,000	50	Nearing closure	R2.14
Freeport Municipal Landfill #4	Freeport	Stephenson	20,000	6,000	51	Closed 4-5-03	R1.6
Totals			700,899,000	212,389,000			
Averages			13,743,118	4,164,490			

Solid Waste Transfer Stations

Appendices E, F, & G



**Solid Waste
Transfer Station
Owners and Operators**

Alphabetic by Facility

Transfer Station Name	Municipality	Owner	Operator	Status	Page
34th Street Mat'l. Recov. & Recyc. ^a	Chicago	Chicago Department of Strs. & San.	Allied Waste Transportation Inc. ¹	A	R2.24
American Disp. Serv. TS	Bloomington	American Disposal Services of Illinois ¹	American Disposal Services of Illinois ¹	A	R4.14
American Wood Recycling TS	Hoffman Estates	American Wood Recycling Inc.	American Wood Recycling Inc.	A	R2.25
Apollo Disposal Service TS	Momence	Allied Waste Transportation Inc. ¹	Allied Waste Transportation Inc. ¹	A	R2.26
ARC Disposal & Recycling	Mt. Prospect	ARC Disposal & Recycling ²	ARC Disposal & Recycling ²	A	R2.27
Area Disposal Transfer Station	Lincoln	Area Disposal Co. ³	Area Disposal Co. ³	A	R5.10
Ashalex Recycling C & D TS ^b	Marion	McVicker Enterprise Inc.	McVicker Custom Grinding Inc.	UD	R7.11
Banner-Western Trans. & Recyc.	Rockdale	Waste Management of Illinois Inc. ⁴	Waste Management of Illinois Inc. ⁴	A	R2.28
Best Lawns Trans. Stn.	Streamwood	Best Lawns Inc.	Best Lawns Inc.	A	R2.29
Bethalto Waste Transfer Facility	Bethalto	Village of Bethalto, Public Works	Village of Bethalto, Public Works	A	R6.11
Bloomington Bulk Transfer Station	Bloomington	City of Bloomington, Public Service	City of Bloomington, Public Service	A	R4.15
C & L LSW Trans. Stn.	Chicago Heights	C & L LLC	Skyline Disposal Co. Inc.	A	R2.30
Calumet Transfer Station	Chicago	Liberty Waste Services of Illinois LLC ¹	Liberty Waste Services of Illinois LLC ¹	A	R2.31
CID Mat'l. Recovery & Recycling	Chicago	Waste Management of Illinois Inc. ⁴	Waste Management of Illinois Inc. ⁴	A	R2.32
Citiwaste Transfer Station	Joliet	Citiwaste Inc. ¹	Citiwaste Inc. ¹	A	R2.33
City Waste Transfer ^c	Chicago	American Disposal Transfer Services ¹	United Transfer Inc.	A	R2.34
Clinton Transfer Station	Clinton	Clinton Landfill Inc. ³	Clinton Landfill Inc. ³	IA	R4.16
Cloverleaf Farms Transfer	Elgin	Midwest Compost LLC	Midwest Compost LLC	A	R2.35
D & D Loop Transfer-Laflin ^d	Chicago	Allied Waste North America Inc. ¹	Allied Waste Transportation Inc. ¹	A	R2.36
D & L Disposal Trans. Stn.	Greenville	D & L Disposal LLC ¹	D & L Disposal LLC ¹	A	R6.12
Des Plaines LSW Trans. Stn.	Des Plaines	City of Des Plaines, City Hall	City of Des Plaines, Public Works	A	R2.37
DK Transfer Station	Lake Bluff	Scott Byron & Co.	DK Recycling Systems Inc.	N	R2.38
DuKane Transfer Facility	West Chicago	Groot Industries Inc.	Crown Recycling & Waste Services Inc.	A	R2.39
DuPage Yard Waste Trans. Stn.	West Chicago	Midwest Compost LLC	Midwest Compost LLC	A	R2.40
E.C. Rizzi & Assoc.	Bolingbrook	Joan Taneling	E.C. Rizzi & Assoc. Inc.	A	R2.41
EMCO Spec. Waste T.S.	North Chicago	EMCO Chemical Distributors Inc.	EMCO Chemical Distributors Inc.	N	R2.42
Glencoe Water Tower Site	Glencoe	Village of Glencoe, Public Works Dept.	Village of Glencoe, Public Works Dept.	N	R2.43
Gonzales Transfer Station	Chicago	LaSalle National Bank	Gonzales Construction Co.	UD	R2.44
Granite City Landscape Transfer	Granite City	Granite City	Granite City Street Department	A	R6.13
Great Lakes Disposal Svs. TS	Blue Island	Great Lakes Disposal Inc. ¹	Great Lakes Disposal Inc. ¹	IA	R2.45
Groen Waste Services Trans. Stn.	Blue Island	Illinois Development Corporation	Allied Waste Industries (Midwest) Inc. ¹	C	R2.46
Groen Waste Services/Crestwood TS	Crestwood	Allied Waste Transportation Inc. ¹	Groen Waste Services	A	R2.47
Groot Industries/Chicago TS	Chicago	Groot Industries Inc.	Groot Industries Inc.	A	R2.48
Groot Industries/McCook TS	McCook	Groot Industries Inc.	Groot Industries Inc.	A	R2.49
Harvey Transfer Station	Harvey	J & L Enterprises	J & L Enterprises	N	R2.50
Herrin Solid Waste Trans. Stn.	Herrin	City of Herrin, Mayor	Southern Illinois Transfer Stations Inc. ⁵	A	R7.12
Highland Park Trans. Stn.	Highland Park	City of Highland Park, Public Services	City of Highland Park, Public Services	N	R2.51
Homewood Scavenger Service TS	East Hazel Crest	Homewood Scavenger Service Inc.	Homewood Scavenger Service Inc.	A	R2.52
Kewanee Solid Waste Trans. Stn.	Kewanee	City of Kewanee	City of Kewanee	A	R3.13
Kucera Disposal Company	Cicero	Frank F. Kucera Co.	Frank F. Kucera Co.	A	R2.53

Transfer Station Name	Municipality	Owner	Operator	Status	Page
Lake Forest Transfer Facility	Lake Forest	City of Lake Forest	DK Recycling Systems Inc.	IA	R2.54
Land Restoration Products TS ^e	Lake Bluff	MBL Development	DK Recycling Systems Inc.	A	R2.55
Lee Co. LF LSW TF	Dixon	Lee County Landfill Inc. ¹	Lee County Landfill Inc. ¹	N	R1.13
Liberty Waste/McCook Trans. Stn.	McCook	West Suburban Recycling & Energy	Liberty Waste Services of McCook LLC ¹	A	R2.56
Loop Transfer-64th Street	Chicago	Allied Waste North America Inc. ¹	Loop Transfer Inc.	A	R2.57
Marion Transfer Station	Marion	City of Marion	Continental Waste Industries of Illinois ²	A	R7.13
MDI Environmental Systems TS	Lanark	Moring Disposal Inc.	MDI Environmental Systems	A	R1.14
Medill Mat'l. Recov. & Recyc. ^a	Chicago	Chicago Department of Strs. & San.	Allied Waste Transportation Inc. ¹	A	R2.58
Mendota Solid Waste Trans. Stn.	Mendota	City of Mendota	Waste Management of Illinois Inc. ⁴	IA	R1.15
Midtown Transfer	Chicago	BFI Waste Systems of North America ¹	BFI Waste Systems of North America ¹	A	R2.59
Midwest Waste Ind. Inc.	Cahokia	Midwest Land Development Corp.	Midwest Waste RDF Inc.	UD	R6.14
Monmouth Municipal Trans. Stn.	Monmouth	City of Monmouth	City of Monmouth	A	R3.14
Montgomery Landscape Wst. Coll.	Montgomery	Village of Montgomery, Public Works	Village of Montgomery, Public Works	A	R2.60
Montgomery Trucking	Elizabeth	Montgomery Trucking	Montgomery Trucking	A	R1.16
Monticello Transfer Station	Monticello	City of Monticello	City of Monticello	A	R4.17
Mr. K's Garden & Mat'l. Center TS	Park Ridge	Mr. K's Garden & Material Center	Mr. K's Garden & Material Center	A	R2.61
Mt. Vernon Transfer Station	Mt. Vernon	Republic Services Inc.	Continental Waste Industries of Illinois	A	R7.14
Nameoki Township Transfer Station	Granite City	Nameoki Township Highway Dept.	Nameoki Township Highway Dept.	A	R6.15
National-Speelman Transfer Station ^f	Chicago	National Waste Services Inc. ¹	National Waste Services Inc. ¹	C	R2.62
Northwest Mat'l. Recov. & Recyc. ^a	Chicago	Chicago Department of Strs. & San.	Allied Waste Transportation Inc. ¹	A	R2.63
Onyx Wst. Svs./Evanston Trans.	Evanston	Onyx Waste Services Inc. ⁶	Onyx Waste Services Inc. ⁶	A	R2.64
Onyx Wst. Svs./Melrose Park Trans.	Melrose Park	Onyx Waste Services Inc. ⁶	Onyx Waste Services Inc. ⁶	A	R2.65
Onyx Wst. Svs./Northbrook Transfer	Northbrook	Onyx Waste Services Inc. ⁶	Onyx Waste Services Inc. ⁶	A	R2.66
Paris Transfer Station	Paris	City of Paris	Ingrum Waste Disposal ¹	A	R4.18
Peoria City/Co. Comp. LSW TS ^g	Brimfield	Joint City and County of Peoria	Waste Management of Illinois Inc. ⁴	N	R3.15
Peoria Recycl. & Trans. Facility ^h	Peoria	Peoria Recycling and Transfer Facility ³	Peoria Recycling and Transfer Facility ³	UD	R3.16
Planet Recovery Transfer Station	Chicago	Allied Waste North America Inc. ¹	Allied Waste Transportation Inc. ¹	A	R2.67
Princeton Solid Waste Trans. Stn.	Princeton	City of Princeton	City of Princeton	A	R1.17
Randolph County Trans. Stn.	Sparta	Larry Henderson	Continental Waste Industries of Illinois ²	A	R6.16
Ravenswood Disposal Service TS	Chicago	Ravenswood Disposal Service Inc.	Ravenswood Disposal Service Inc.	A	R2.68
River Bend Prairie Recyc. & Trans.	Chicago	Marina Developments Inc. ⁷	Land & Lakes Co.	A	R2.69
Riverdale Recycling	Riverdale	Riverdale Recycling Inc.	Tri-State Disposal Inc.	A	R2.70
Rolling Meadows Trans. Stn.	Rolling Meadows	City of Rolling Meadows	Onyx Waste Services Inc. ⁶	A	R2.71
Savanna Solid Waste Trans. Stn.	Savanna	City of Savanna	City of Savanna	A	R1.18
Shelbyville Disposal Service TS	Shelbyville	Shelbyville Disposal Service Inc.	Shelbyville Disposal Service Inc.	A	R4.19
Shred-All Recycling Systems TS	Chicago	Allied Waste North America Inc. ¹	National Waste Services Inc. ¹	A	R2.72
Skyline Disposal Co. Inc.	Chicago Heights	Skyline Disposal Co. Inc.	Skyline Disposal Co. Inc.	IA	R2.73
SRS North Lot	Chicago	E.L.K. Corporation	Shred-All Recycling Systems Inc. ¹	A	R2.74
Star Disposal Service TS	Park Forest	Homewood Scavenger Service Inc.	Homewood Scavenger Service Inc.	A	R2.75

Transfer Station Name	Municipality	Owner	Operator	Status	Page
Sullivan Transfer Station ⁱ	Sullivan	Allied Waste Transportation Inc. ¹	Allied Waste Transportation Inc. ¹	UD	R4.20
United Disposal of Bradley TS	Bradley	United Disposal of Bradley Inc.	United Disposal of Bradley Inc.	A	R2.76
Waste Management/Elburn TS ^j	Elburn	Waste Management of Illinois Inc. ⁴	Waste Management of Illinois Inc. ⁴	A	R2.77
Waste Management/Joliet TS ^k	Joliet	Waste Management of Illinois Inc. ⁴	Waste Management of Illinois Inc. ⁴	A	R2.78
Waste Management/Pana TS ^l	Pana	Waste Management of Illinois Inc. ⁴	Waste Management of Illinois Inc. ⁴	A	R5.11
Waste Management/Rockford TS	Roscoe	Waste Management of Wisconsin Inc. ⁴	Waste Management of Wisconsin Inc. ⁴	A	R1.19
Waste Management/Springfield TS	Springfield	Waste Management of Illinois Inc. ⁴	Waste Management of Illinois Inc. ⁴	A	R5.12
Waste Mgt.-Metro/Chicago TS	Chicago	Waste Management of Illinois Inc. ⁴	Waste Management of Illinois Inc. ⁴	A	R2.79
Waste Mgt.-Metro/Stickney TS	Stickney	Waste Management of Illinois Inc. ⁴	Waste Management of Illinois Inc. ⁴	A	R2.80
Waste Mgt.-North/McHenry TS	McHenry	Waste Management of Illinois Inc. ⁴	Waste Management - North/McHenry ⁴	A	R2.81
Waste Mgt.-Northwest/Wheeling TS	Wheeling	Waste Management of Illinois Inc. ⁴	Waste Management of Illinois Inc. ⁴	A	R2.82
Waste Mgt.-So. Suburbs/Rec. Am.	Alsip	Waste Management of Illinois Inc. ⁴	Waste Management of Illinois Inc. ⁴	A	R2.83
Waste Transfer & Mat'l. Recovery	Champaign	U of I; Physical Plant Services Bldg.	U of I; Waste Transfer & MRF	A	R4.21
West Cook Transfer Station	Forest View	Town and Country Transfer LLC	Heartland Recycling LLC	A	R2.84
Wheeling Township Transfer Str.	Glenview	Solid Wst. Agency of No. Cook Co.	Groot Industries Inc.	A	R2.85
Wigand Recycl. & Trans. Facility	Chillicothe	Wigand Disposal Co. ³	Wigand Disposal Co. ³	A	R3.17
Wilmette Village Yard	Wilmette	Village of Wilmette	Village of Wilmette	A	R2.86
Winnetka Municipal LSW Trans.	Winnetka	Village of Winnetka, Public Works	Village of Winnetka, Public Works	N	R2.87
Woodland LSW Trans. Stn.	South Elgin	Oak Brook Bank, Trust #8-1735	Waste Management of Illinois Inc. ⁴	C	R2.88
Zion Municipal Trans. Stn.	Zion	City of Zion, Public Works Dept.	City of Zion, Public Works Dept.	A	R2.89

Owner/Operator Footnotes:

¹ A subsidiary of Allied Waste Industries Inc.

² A subsidiary of Republic Services Inc.

³ A separately incorporated affiliate of Peoria Disposal Co.

⁴ A subsidiary of Waste Management Inc. Midwest

⁵ A subsidiary of Midwest Waste

⁶ An affiliate of Onyx/North America Inc. and a subsidiary of Vivendi Environmental, France

⁷ An affiliate of Land & Lakes Co.

Site Information Footnotes:

- a. 34th Street Mat'l. Recov. & Recyc./Medill Mat'l Recov. & Recyc./Northwest Mat'l. Recov. & Recyc. new operator as of 2-15-03
- b. Ashalex Recycling C & D TS permit to develop issued 2-19-02
- c. AKA United Transfer
- d. AKA Loop Transfer-Lafin
- e. Land Rest. Prod. became inactive as of 10/02
- f. National Speelman certified closed on 10-20-00
- g. Peoria City/County Compost LSW TS open 12-2-02
- h. Peoria Recycling & Transfer expected to operate late 2003
- i. Sullivan Transfer Station permit to develop issued 4-22-99
- j. Waste Mgt.-Elburn formerly Speedway Disposal and Recycling
- k. Waste Mgt.-Joliet formerly CDT Transfer Material Recovery Facility
- l. Waste Mgt/Pana TS inactive as of April 2002

Status: A = Active C = Closed IA = Inactive N = New UD = Under Development

**Solid Waste
Transfer Station
Owners and Operators**

Alphabetic by County

County Municipality	Facility Identification No.	Owner	Operator
Bond Greenville	D & L Disposal Transfer Station (Active) 0050055049	D & L Disposal LLC Mark C. Taylor 900 Willard St.; P.O. Box 405 Greenville, IL 62231 618-664-3185 Ext. 106	D & L Disposal LLC Mark C. Taylor 900 Willard St.; P.O. Box 405 Greenville, IL 62231 618-664-3185 Ext. 106
Bureau Princeton	Princeton Solid Waste Transfer Station (Active) 0110850012	City of Princeton Steve Wright 2 S. Main St. Princeton, IL 61356 815-875-2631	City of Princeton Steve Wright 2 S. Main St. Princeton, IL 61356 815-875-2631
Carroll Lanark	MDI Environmental Systems Transfer Station (Active) 0150100001	Moring Disposal Inc. Dennis R. Pate 306 E. Main Forreston, IL 61030 815-938-3602	MDI Environmental Systems Dennis R. Pate P.O. Box 158 Forreston, IL 61030 815-493-6331
Carroll Savanna	Savanna Solid Waste Transfer Station (Active) 0150250005	City of Savanna 101 Main St. Savanna, IL 61074 815-273-2251	City of Savanna 101 Main St. Savanna, IL 61074 815-273-2251
Champaign Champaign	Waste Transfer & Material Recovery Facility (Active) 0190105219	University of Illinois; Physical Plant Services Bldg. Tim Hoss 1501 S. Oak St. Champaign, IL 61820 217-244-7283	University of Illinois; Waste Transfer & MRF Tim Hoss 1501 S. Oak St. Champaign, IL 61820 217-244-7283
Christian Pana	Waste Management/Pana Transfer Station (Active) 0218100002 (Inactive, 4-02)	Waste Management of Illinois Inc. Mark Baccadutre 890 E. 1500 N. Road Taylorville, IL 62568 217-824-3942 Ext. 115	Waste Management of Illinois Inc. Mark Baccadutre 890 E. 1500 N. Road Taylorville, IL 62568 217-824-3942 Ext. 115
Cook Chicago	34th Street Material Recovery & Recycling Facility (Active) 0316300004 (New operator, 2-15-03)	Chicago Department of Streets & Sanitation John Sullivan 121 N. LaSalle St., Room 704 Chicago, IL 60602 312-744-4566	Allied Waste Transportation Inc. Robert Kalebich 3757 W. 34th St. Chicago, IL 60623 773-843-3341
Cook Hoffman Estates	American Wood Recycling Transfer Station (Active) 0314490002	American Wood Recycling Inc. 2560 Beverly Rd. Hoffman Estates, IL 60192 847-426-6354	American Wood Recycling Inc. 16077 Depot Place Prairie View, IL 60069 847-426-6354
Cook Mt. Prospect	ARC Disposal & Recycling (Active) 0318040001	ARC Disposal & Recycling Dan Bulthuis, Operations Manager 2101 S. Busse Road Mt. Prospect, IL 60056 847-981-0091	ARC Disposal & Recycling Dan Bulthuis, Operations Manager 2101 S. Busse Road Mt. Prospect, IL 60056 847-981-0091
Cook Streamwood	Best Lawns Transfer Station (Active) 0313065042	Best Lawns Inc. 1435 Yorkshire Drive Streamwood, IL 60137 630-213-7900	Best Lawns Inc. 1435 Yorkshire Drive Streamwood, IL 60107 630-213-7900
Cook Chicago Heights	C & L Landscape Waste Trans. Stn. (Active) 0310455101 (Opened, 9-15-00)	C & L LLC Clem DeLuca 66 E. 24th St. Chicago Heights, IL 60411 630-879-3006	Skyline Disposal Co. Inc. Gary Blue 66 E. 24th St. Chicago Heights, IL 60411 708-754-5460

County Municipality	Facility Identification No.	Owner	Operator
Cook Chicago	Calumet Transfer Station (Active) 0316005603 (AKA Liberty Waste)	Liberty Waste Services of Illinois LLC 625 Liberty Ave., Suite 3100 Pittsburgh, PA 15222 312-284-5201	Liberty Waste Services of Illinois LLC 625 Liberty Ave., Suite 3100 Pittsburgh, PA 15222 312-284-5201
Cook Chicago	CID Material Recovery & Recycling Facility (Active) 0310395011 (Blue Bag program)	Waste Management of Illinois Inc. Dan McDonald or Scott Combis 13707 S. Jeffrey Chicago, IL 60633 773-646-0200	Waste Management of Illinois Inc. Dan McDonald or Scott Combis 13707 S. Jeffrey Chicago, IL 60633 773-646-0200
Cook Chicago	City Waste Transfer (Active) 0316310003 (AKA United Transfer)	American Disposal Transfer Services 745 McClintoch Dr., Suite 230 Burr Ridge, IL 60521 708-449-1250	United Transfer Inc. Javier Descoto 1919 S. Blue Island Ave., 2nd Floor Chicago, IL 60608 312-491-1154
Cook Elgin	Cloverleaf Farms Transfer (Active) 0314385091 (Open, 4-24-01)	Midwest Compost LLC Charles J. Murphy 1320 Spaulding Road Elgin, IL 60120 847-931-2900	Midwest Compost LLC Charles J. Murphy 1320 Spaulding Road Elgin, IL 60120 847-931-2900
Cook Chicago	D & D Loop Transfer-Lafin (Active) 0316310014 (AKA Loop Transfer-Lafin)	Allied Waste North America Inc. James Lanenga 2400 S. Loomis St. Chicago, IL 60608 312-492-0014	Allied Waste Transportation Inc. James Lanenga 2400 S. Loomis St. Chicago, IL 60608 312-492-0014
Cook Des Plaines	Des Plaines Landscape Waste Trans. Stn. (Active) 0310630073	City of Des Plaines, City Hall 1420 Miner St. Des Plaines, IL 60016 847-391-5300	City of Des Plaines, Public Works Christine Wolski 1111 Joseph Schwab Road Des Plaines, IL 60016 847-391-5464/847-391-5650
Cook Glencoe	Glencoe Water Tower Site & Material Storage Facility (New) 0310995024 (Open, 9-26-02)	Village of Glencoe, Public Works Dept. David C. Mau 675 Village Court Glencoe, IL 60022 847-835-4111	Village of Glencoe, Public Works Dept. David C. Mau 675 Village Court Glencoe, IL 60022 847-835-4111
Cook Chicago	Gonzales Transfer Station (Under Development) 0316585166 (Permit under review)	LaSalle National Bank 135 LaSalle St., Suite 1840 Chicago, IL 60603 312-904-2000	Gonzales Construction Co. Alphonse Gonzales 3725 S. Maplewood Chicago, IL 60632 N/A
Cook Blue Island	Great Lakes Disposal Services Transfer Station (Inactive) 0310240028 (Inactive, 2001 & 2002)	Great Lakes Disposal Inc. 13546 S. Western Ave. Blue Island, IL 60406 708-388-9999	Great Lakes Disposal Inc. 13546 S. Western Ave. Blue Island, IL 60406 708-388-9999
Cook Blue Island	Groen Waste Services/Blue Island (Closed) 0310240006 (Certified Closed, 11-15-00)	Illinois Development Corporation 3100 W. Wireton Road Blue Island, IL 60406 773-978-7800	Allied Waste Industries (Midwest) Inc. 3100 W. Wireton Road Blue Island, IL 60406 773-978-7800
Cook Crestwood	Groen Waste Services/Crestwood Transfer Station (Active) 0310600001	Allied Waste Transportation Inc. 13832 S. Kostner Crestwood, IL 60445 708-824-3060	Groen Waste Services Zaied Aballah 13701 S. Kostner Ave. Crestwood, IL 60445 708-385-8252

County Municipality	Facility Identification No.	Owner	Operator
Cook Chicago	Groot Industries/Chicago Transfer Station (Active) 0316760001	Groot Industries Inc. Robert Cordell 2500 Landmeier Road Elk Grove Village, IL 60007 773-569-3011	Groot Industries Inc. Robert Cordell 2500 Landmeier Road Elk Grove Village, IL 60007 773-569-3011
Cook McCook	Groot Industries/McCook Transfer Station (Active) 0311740016	Groot Industries Inc. Robert Cordell 2500 Landmeier Road Elk Grove Village, IL 60007 773-569-3011	Groot Industries Inc. Robert Cordell 2500 Landmeier Road Elk Grove Village, IL 60007 773-569-3011
Cook Harvey	Harvey Transfer Station (New) 0311110039 (New, 3-26-02)	J & L Enterprises Louis Meneghin 298 E. 152nd St.; P. O. Box 2308 Harvey, IL 60426	J & L Enterprises Louis Meneghin 298 E. 152nd St., P.O. Box 2308 Harvey, IL 60426
Cook East Hazel Crest	Homewood Scavenger Service Transfer Station (Active) 0310750002	Homewood Scavenger Service Inc. 17415 S. Ashland Ave. East Hazel Crest, IL 60429 708-798-1004	Homewood Scavenger Service Inc. 17415 S. Ashland Ave. East Hazel Crest, IL 60429 708-798-1004
Cook Cicero	Kucera Disposal Company (Active) 0310510004	Frank F. Kucera Co. 1800 S. Laramie Ave. Cicero, IL 60850 708-652-0025	Frank F. Kucera Co. 1800 S. Laramie Ave. Cicero, IL 60850 708-652-0025
Cook McCook	Liberty Waste/McCook Transfer Station (Active) 0311745027	West Suburban Re cycling & Energy Center LP c/o EAC Systems Inc. 79 N. Pearl St. Albany, NY 12207 N/A	Liberty Waste Services of McCook LLC 625 Liberty Ave., Suite 3100 Pittsburgh, PA 15222 708-728-0331
Cook Chicago	Loop Transfer - 64th Street (Active) 0316680003	Allied Waste North America Inc. James Lanenga 2400 S. Loomis St. Chicago, IL 60608 312-492-0014	Loop Transfer Inc. James Lanenga 2400 S. Loomis St. Chicago, IL 60608 312-492-0014
Cook Chicago	Medill Material Recovery & Recycling Facility (Active) 0316075074 (Blue Bag program; New operator 2-15-03)	Chicago Department of Streets & Sanitation John Sullivan 121 N. LaSalle St., Room 704 Chicago, IL 60602 312-744-4566	Allied Waste Transportation Inc. Robert Kalebich 3757 W. 34th St. Chicago, IL 60623 773-843-3341
Cook Chicago	Midtown Transfer (Active) 0316280008 (Formerly BFI - Midtown)	BFI Waste Systems of North America Inc. James Lanenga 1850 W. Carroll Chicago, IL 60612 312-492-0014	BFI Waste Systems of North America Inc. James Lanenga 1850 W. Carroll Chicago, IL 60612 312-492-0014
Cook Park Ridge	Mr. K's Garden & Material Center Transfer Station (Active) 0312460019	Mr. K's Garden & Material Center 1440 W. Higgins Road Park Ridge, IL 60068 847-692-2118	Mr. K's Garden & Material Center 1440 W. Higgins Road Park Ridge, IL 60068 847-692-2118
Cook Chicago	National - Speelman Transfer Station (Closed) 0316270025 (Cert. closed, 10-20-00)	National Waste Services Inc. 2400 S. Loomis St. Chicago, IL 60608 773-579-3600	National Waste Services Inc. 2400 S. Loomis St. Chicago, IL 60608 773-579-3600
Cook Chicago	Northwest Material Recovery & Recycling Facility (Active) 0316265018 (Blue Bag program; New operator as of 2-15-03)	Chicago Department of Streets & Sanitation John Sullivan 121 N. LaSalle St., Room 704 Chicago, IL 60602 312-744-4566	Allied Waste Transportation Inc. Robert Kalebich 3757 W. 34th St. Chicago, IL 60623 773-843-3341

County Municipality	Facility Identification No.	Owner	Operator
Cook Evanston	Onyx Waste Services/Evanston Transfer (Active) 0310810003	Onyx Waste Services Inc. Doug Engbers 1712 Church St. Evanston, IL 60201 847-328-5100	Onyx Waste Services Inc. Doug Engbers 1712 Church St. Evanston, IL 60201 847-328-5100
Cook Melrose Park	Onyx Waste Services/Melrose Park Transfer (Active) 0311865053	Onyx Waste Services Inc. Mike Fenwick 4700 W. Lake St. Melrose Park, IL 60160 708-345-7735	Onyx Waste Services Inc. Mike Fenwick 4700 W. Lake St. Melrose Park, IL 60160 708-345-7735
Cook Northbrook	Onyx Waste Services/Northbrook Transfer (Active) 0312073004	Onyx Waste Services Inc. Jeff Hayes 2750 Shermer Road Northbrook, IL 60062 847-272-4145	Onyx Waste Services Inc. Jeff Hayes 2750 Shermer Road Northbrook, IL 60062 847-272-4145
Cook Chicago	Planet Recovery Transfer Station (Active) 0316280012 (New building, 11-13-02)	Allied Waste North America Inc. James Lanenga 2400 S. Loomis St. Chicago, IL 60608 312-492-0014	Allied Waste Transportation Inc. James Lanenga 2400 S. Loomis St. Chicago, IL 60608 312-492-0014
Cook Chicago	Ravenswood Disposal Service Transfer Station (Active) 0316270011	Ravenswood Disposal Service Inc. Branko Vardijan 200 N. Talman Ave. Chicago, IL 60612 773-638-7676	Ravenswood Disposal Service Inc. Branko Vardijan 200 N. Talman Ave. Chicago, IL 60612 773-638-7676
Cook Chicago	River Bend Prairie Recycling & Transfer Facility (Active) 0316550016 (AKA Land & Lakes TS)	Marina Developments Inc. Charlene J. Troyer 123 N. Northwest Highway; P.O. Box 778 Park Ridge, IL 60068 847-825-5000	Land & Lakes Co. Charlene J. Troyer 123 N. Northwest Highway, P.O. Box 778 Park Ridge, IL 60068 847-825-5000
Cook Riverdale	Riverdale Recycling (Active) 0312580014	Riverdale Recycling Inc. Robert Pruijm 13901 S. Ashland Ave. Riverdale, IL 60827 708-489-1900	Tri-State Disposal Inc. Tom Germany 13903 S. Ashland Ave. Riverdale, IL 60827 708-388-9910
Cook Rolling Meadows	Rolling Meadows Transfer Station (Active) 0312730009 (New operators, 4-1-00)	City of Rolling Meadows 3900 Berdnick St. Rolling Meadows, IL 60008 847-963-0500	Onyx Waste Services Inc. Marc Moxon 3851 Berdnick St. Rolling Meadows, IL 60008 847-776-7529
Cook Chicago	Shred-All Recycling Systems Transfer Station (Active) 0316610042 (Assoc. with SRS North Lot)	Allied Waste North America Inc. James Lanenga 2400 S. Loomis St. Chicago, IL 60608 312-492-0014	National Waste Services Inc. 2400 S. Loomis St. Chicago, IL 60608 773-579-3600
Cook Chicago Heights	Skyline Disposal Co. Inc. (Inactive) 0310453006 (Certificate of Closure filed)	Skyline Disposal Co. Inc. Gary Blue 66 E. 24th St. Chicago Heights, IL 60411 708-754-5460	Skyline Disposal Co. Inc. Gary Blue 66 E. 24th St. Chicago Heights, IL 60411 708-754-5460
Cook Chicago	SRS North Lot (Active) 0316595045 (Associated with Shred-All Rec. Sys.)	E.L.K. Corporation Eugene Kohn 4230 S. Racine Ave. Chicago, IL 60609 N/A	Shred-All Recycling Systems Inc. James Lanenga 4400 S. Racine Ave. Chicago, IL 60609 312-492-0014

County Municipality	Facility Identification No.	Owner	Operator
Cook Park Forest	Star Disposal Service Transfer Station (Active) 0314740001	Homewood Scavenger Service Inc. 17415 S. Ashland Ave. East Hazel Crest, IL 60429 708-798-1004	Homewood Scavenger Service Inc. 17415 S. Ashland Ave. East Hazel Crest, IL 60429 708-798-1004
Cook Chicago	Waste Mgt.- Metro/Chicago Transfer Station (Active) 0316000052	Waste Management of Illinois Inc. Dean Van der Baan 720 E. Butterfield Road Lombard, IL 60521 630-572-8800	Waste Management of Illinois Inc. Henry Parker 1500 N. Hooker St. Chicago, IL 60622 312-915-4780
Cook Stickney	Waste Mgt.- Metro/Stickney Transfer Station (Active) 0313000001	Waste Management of Illinois Inc. Dean Van der Baan 720 E. Butterfield Road Lombard, IL 60521 630-572-8800	Waste Management of Illinois Inc. Tim Kuerschner 3815 S. Laramie Ave. Stickney, IL 60650 708-656-5350 or 217-222-5031
Cook Wheeling	Waste Mgt.- Northwest/Wheeling Transfer Station (Active) 0313240004	Waste Management of Illinois Inc. Dean Van der Baan 720 E. Butterfield Road Lombard, IL 60521 630-572-8800	Waste Management of Illinois Inc. John Gerger 1021 E. Green St., P.O. Box 278 Franklin Park, IL 60131 847-520-0059 Ext. 16
Cook Alsip	Waste Mgt.-South Suburbs/Recycle America (Active) 0313360003	Waste Management of Illinois Inc. Dean Van der Baan 720 E. Butterfield Road Lombard, IL 60521 630-572-8800	Waste Management of Illinois Inc. Ernie Lopez 11601 S. Austin Ave. Alsip, IL 60803 708-388-8855
Cook Forest View	West Cook Transfer Station (Active) 0310930005	Town and Country Transfer LLC 6201 W. Canal Bank Road Forest View, IL 60402 708-458-9800	Heartland Recycling LLC 6201 W. Canal Bank Road Forest View, IL 60402 708-458-9800
Cook Glenview	Wheeling Township Transfer Station (Active) 0310630059	Solid Waste Agency of Northern Cook Co. C. Brooke Beal 1616 E. Golf Road Des Plaines, IL 60016 847-296-9205	Groot Industries Inc. Fred Folkerts or Robert Cordell 2500 Landmeier Road Elk Grove Village, IL 60007 847-734-6406
Cook Wilmette	Wilmette Village Yard (Active) 0313305030	Village of Wilmette 1200 Wilmette Ave. Wilmette, IL 60091-0400 847-251-2700	Village of Wilmette 1200 Wilmette Ave. Wilmette, IL 60091-0400 847-251-2700
Cook Winnetka	Winnetka Municipal Landscape Waste Transfer Facility (New) 0313330001 (Permitted to operate, 4-30-01)	Village of Winnetka, Public Works Steven Saunders 510 Green Bay Road Winnetka, IL 60093 847-501-6051	Village of Winnetka, Public Works Steven Saunders 510 Green Bay Road Winnetka, IL 60093 847-501-6051
DeWitt Clinton	Clinton Transfer Station (Inactive) 0398080006 (Inactive in 2001 & 2002)	Clinton Landfill Inc. Ron Edwards P.O. Box 9071 Peoria, IL 61612-9071 309-676-4893	Clinton Landfill Inc. Ron Edwards P.O. Box 9071 Peoria, IL 61612-9071 309-676-4893
DuPage West Chicago	DuKane Transfer Facility (Active) 0430905819 (New owner/operator, 3-1-00)	Groot Industries Inc. Robert Cordell 2500 Landmeier Road Elk Grove Village, IL 60007 773-569-3011	Crown Recycling & Waste Services Inc. 2500 Landmeier Road Elk Grove Village, IL 60007 887-775-1200
DuPage West Chicago	DuPage Yard Waste Transfer Station (Active) 0430905794 (New owner/operator, 11-01)	Midwest Compost LLC Charles J. Murphy 1195 W. Washington St. West Chicago, IL 60185 630-876-8900	Midwest Compost LLC Charles Murphy 1195 W. Washington St. West Chicago, IL 60185 630-876-8900

County Municipality	Facility Identification No.	Owner	Operator
Edgar Paris	Paris Transfer Station (Active) 0458080003	City of Paris City Building Paris, IL 61944 217-465-7601	Ingrum Waste Disposal Scott Ingrum 501 Grandview Ave., P.O. Box 1088 Paris, IL 61944 217-465-3335
Henry Kewanee	Kewanee Solid Waste Transfer Station (Active) 0730650023	City of Kewanee Kip Spear 401 E. Third St. Kewanee, IL 61443 309-852-2611	City of Kewanee Kip Spear 401 E. Third St. Kewanee, IL 61443 309-852-2611
Jefferson Mt. Vernon	Mt. Vernon Transfer Station (Active) 0818100011	Republic Services Inc. Will Flower 110 S.E. 6th St., 28th Floor Ft. Lauderdale, Fla. 33301 954-769-2400	Continental Waste Industries of Illinois Inc. 1540 Landfill Road DeSoto, IL 62924 618-867-2356
JoDaviess Elizabeth	Montgomery Trucking (Active) 0850155009	Montgomery Trucking 929 Fulton St. Galena, IL 61036 815-777-0672	Montgomery Trucking 929 Fulton St. Galena, IL 61036 815-777-0672
Kane Montgomery	Montgomery Landscape Waste Collection Site (Active) 0894690004 (Opened, 1-21-00)	Village of Montgomery, Public Works Dept. Mike Pubentz 1300 S. Broadway Montgomery, IL 60538 630-896-1354	Village of Montgomery, Public Works Dept. Mike Pubentz 1300 S. Broadway Montgomery, IL 60538 630-896-1354
Kane Elburn	Waste Management-Elburn Transfer Station (Active) 0898030004 (AKA Speedway Disp.)	Waste Management of Illinois Inc. Dean Van der Baan 720 E. Butterfield Road Lombard, IL 60521 630-572-8800	Waste Management of Illinois Inc. 720 E. Butterfield Road Lombard, IL 60148 630-572-8800
Kane South Elgin	Woodland RDF Landscape Waste Transfer Area (Closed) 0894830005 (Cert. Closure pending)	Oak Brook Bank, Trust #8-1735 Kathy Blumenthal or Adriana Rodek 1400 W. 16th St. Oak Brook, IL 60521 630-571-1050	Waste Management of Illinois Inc. Ian Johnson or Michael J. Wiersema 7 N. 500 Route 25, P.O. Box 364 South Elgin, IL 60177 630-232-7664
Kankakee Momence	Apollo Disposal Service Transfer Station (Active) 0910650003	Allied Waste Transportation Inc. Steven Smith 120 E. Industrial Dr. Momence, IL 60954 815-472-3332	Allied Waste Transportation Inc. Scott Evenhouse 120 E. Industrial Dr. Momence, IL 60954 815-472-3332
Kankakee Bradley	United Disposal of Bradley Transfer Station (Active) 0910200013	United Disposal of Bradley Inc. Mike Watson 1000 E. Liberty, P.O. Box 179 Bradley, IL 60915 815-933-0081	United Disposal of Bradley Inc. Mike Watson 1000 E. Liberty, P.O. Box 179 Bradley, IL 60915 815-933-0017
Lake Lake Bluff	DK Transfer Station (New) 0970750009 (Open, 10-1-02)	Scott Byron & Co. Scott Byron 30088 N. Skokie Hwy. Lake Bluff, IL 60044	DK Recycling Systems Inc. Thomas Scheidt P.O. Box 412 Lake Bluff, IL 60044 847-234-5499
Lake North Chicago	EMCO Special Waste Transfer Station (New, Now Closed) 0971255088 (Certified Closed, 10-4-02)	EMCO Chemical Distributors Inc. Jerry Fabian 9114 58th Place, Ste. 900 Kenosha, WI 53144	EMCO Chemical Distributors Inc. Jerry Fabian 9114 58th Place, Ste. 900 Kenosha, WI 53144

County Municipality	Facility Identification No.	Owner	Operator
Lake Highland Park	Highland Park LSW Transfer Station (New) 0970500007 (Open, 12-13-01; services only Highland Park)	City of Highland Park, Public Services Center Bob McCraren, Facilities Manager 1150 Half Day Road Highland Park, IL 60035 847-432-0807	City of Highland Park, Public Services Center Bob McCraren 1150 Half Day Road Highland Park, IL 60035 847-432-0807
Lake Lake Forest	Lake Forest Transfer Facility (Inactive) 0970805082 (New operator, 2-15-03; services only Lake Forest)	City of Lake Forest 220 E. Deer Path Lake Forest, IL 60045 847-615-4218	DK Recycling Systems Inc. Thomas Scheidt P.O. Box 412 Lake Bluff, IL 60044 847-234-5499
Lake Lake Bluff	Land Restoration Products Transfer Station (Active) 0970750013 (Inactive, 10-02)	MBL Development 1950 Beverly Highland Park, IL 60035 708-634-9561	DK Recycling Systems Inc. Thomas Scheidt P.O. Box 412 Lake Bluff, IL 60044 847-234-5499
Lake Zion	Zion Municipal Transfer Station (Active) 0972005048 (Opened, 8-27-01; services only Zion)	City of Zion, Public Works Dept. Ron Colangelo or Charlie Fisher 2828 Sheridan Road Zion, IL 60099 847-746-4057 or 4054	City of Zion, Public Works Dept. Ron Colangelo or Charlie Fisher 2828 Sheridan Road Zion, IL 60099 847-746-4054 or 4057
LaSalle Mendota	Mendota Solid Waste Transfer Station (Inactive) 0990550013	City of Mendota 607 Eighth Ave. Mendota, IL 61342 815-539-7459	Waste Management of Illinois Inc. 720 E. Butterfield Road Lombard, IL 60148 630-572-8800
Lee Dixon	Lee Co. Landfill LSW Transfer Facility (New) 1030205110 (Open, 4-26-02)	Lee County Landfill Inc. Steve Smith 13832 S. Kostner Crestwood, IL 60445 708-824-3060	Lee County Landfill Inc. Dave Geier or Rick Humphrey 1214 S. Bataan Road Dixon, IL 61021 815-288-4607
Logan Lincoln	Area Disposal Transfer Station (Active) 1078160001	Area Disposal Co. Ron Edwards P.O. Box 9071 Peoria, IL 61612-9071 309-676-4893	Area Disposal Co. Ron Edwards P.O. Box 9071 Peoria, IL 61612-9071 309-676-4893
Madison Bethalto	Bethalto Waste Transfer Facility (Active) 1190150006	Village of Bethalto, Public Works 213 N. Prairie Bethalto, IL 62010 618-377-8013	Village of Bethalto, Public Works 213 N. Prairie Bethalto, IL 62010 618-377-8013
Madison Granite City	Granite City Landscape Transfer (Active) 1190405136	Granite City 2000 Edison Granite City, IL 62040 618-452-6214	Granite City Street Department 2301 Adams St. Granite City, IL 62040 618-452-6222
Madison Granite City	Nameoki Township Transfer Station (Active) 1198130023	Nameoki Township Highway Department Otis O'Brian 4250 Highway 162 Granite City, IL 62040 618-931-1290	Nameoki Township Highway Department Otis O'Brian 4250 Highway 162 Granite City, IL 62040 618-931-1290
McHenry McHenry	Waste Mgt.-North/McHenry Transfer Station (Active) 1110605043	Waste Management of Illinois Inc. Norm Lewis 2233 W. Highway 173 Antioch, IL 60002 847-395-2020	Waste Management - North/McHenry Norm Lewis 1713 S. Route 31 McHenry, IL 60050 847-395-2020
McLean Bloomington	American Disposal Services of Bloomington Transfer Stn. (Active) 1138040002	American Disposal Services of Illinois Inc. Paul Howe 4340 Acer Grove Dr., Suite B Springfield, IL 62707 217-787-6079	American Disposal Services of Illinois Inc. Dan Winters Rural Route #3, Box 145 Bloomington, IL 61704 309-827-8631

County Municipality	Facility Identification No.	Owner	Operator
McLean Bloomington	Bloomington Bulk Transfer Station (Active) 1130200073	City of Bloomington, Public Service Department 109 E. Olive St., P.O. Box 3157 Bloomington, IL 61701 309-434-2220	City of Bloomington, Public Service Department 109 E. Olive St., P.O. Box 3157 Bloomington, IL 61701 309-434-2220
Moultrie Sullivan	Sullivan Transfer Station (Under Development) 1390300009 (Permit to operate pending)	Allied Waste Transportation Inc. Rich Galloway P.O. Box 137 Charleston, IL 61920 217-345-7404	Allied Waste Transportation Inc. Rich Galloway P.O. Box 137 Charleston, IL 61920 217-345-7404
Peoria Brimfield	Peoria City/County Compost LSW Transfer Station (New) 1438165005 (Open, 12-2-02)	Joint City and County of Peoria Solid Waste Disposal Board Steve Van Winkle 419 Fulton Peoria, IL 61602 309-494-8800	Waste Management of Illinois Inc. Steve Harenberg 11501 W. Cottonwood Brimfield, IL 61517 309-688-0760
Peoria Peoria	Peoria Recycling and Transfer (Under Development) 1438075007 (To open late 2003)	Peoria Recycling and Transfer Facility Inc. Ron Edwards P.O. Box 9071 Peoria, IL 61612-9071 309-676-4893	Peoria Recycling and Transfer Facility Inc. Ron Edwards P.O. Box 9071 Peoria, IL 61612-9071 309-676-4893
Peoria Chillicothe	Wigand Recycling & Transfer Facility (Active) 1430205031	Wigand Disposal Co. Ron Edwards P.O. Box 9071 Peoria, IL 61612-9071 309-676-4893	Wigand Disposal Co. Ron Edwards P.O. Box 9071 Peoria, IL 61612-9071 309-676-4893
Piatt Monticello	Monticello Transfer Station (Active) 1478040003	City of Monticello 210 N. Hamilton, P.O. Box 437 Monticello, IL 61856 217-762-2583	City of Monticello 210 N. Hamilton, P.O. Box 437 Monticello, IL 61856 217-762-2583
Randolph Sparta	Randolph County Transfer Station (Active) 1570600020	Larry Henderson 102 Patricia Lane Sparta, IL 62286 N/A	Continental Waste Industries of Illinois Inc. 1540 Landfill Road DeSoto, IL 62924 618-867-2356
Sangamon Springfield	Waste Management/Springfield Transfer Station (Active) 1671200127	Waste Management of Illinois Inc. Roy Whittinghill 3000 E. Ash St. Springfield, IL 62703 217-523-5498 Ext. 102	Waste Management of Illinois Inc. Roy Whittinghill 3000 E. Ash St. Springfield, IL 62703 217-523-5498 Ext. 102
Shelby Shelbyville	Shelbyville Disposal Service Transfer Station (Active) 1738170003	Shelbyville Disposal Service Inc. Marsha L. Grubb West Route 16, P.O. Box 143 Shelbyville, IL 62565 217-774-5625	Shelbyville Disposal Service Inc. Marsha L. Grubb West Route 16, P.O. Box 143 Shelbyville, IL 62565 217-774-5625
St. Clair Cahokia	Midwest Waste Industrial Inc. (Under Development) 1630200019 (Under dev. In 2002)	Midwest Land Development Corp. Casey Powers 3950 Mississippi Ave. Cahokia, IL 62206 618-337-6455	Midwest Waste RDF Inc. Casey Powers 3950 Mississippi Ave. Cahokia, IL 62206 618-337-6455
Warren Monmouth	Monmouth Municipal Transfer Station (Active) 1878080001	City of Monmouth Andrew Jackson 100 E. Broadway Monmouth, IL 61462 309-734-2141	City of Monmouth Andrew Jackson 100 E. Broadway Monmouth, IL 61462 309-734-2141

County Municipality	Facility Identification No.	Owner	Operator
Will Rockdale	Banner - Western Transfer & Recycling Center (Active) 1970850012	Waste Management of Illinois Inc. Dean Van der Baan 720 E. Butterfield Road Lombard, IL 60521 630-572-8800	Waste Management of Illinois Inc. Pat McDowell 2100 Moen Ave. Rockdale, IL 60436 815-773-1166
Will Joliet	Citiwaste Transfer Station (Active) 1978093002	Citiwaste Inc. 808 S. Joliet St. Joliet, IL 60434 815-723-3200	Citiwaste Inc. 808 S. Joliet St. Joliet, IL 60434 815-723-3200
Will Bolingbrook	E.C. Rizzi & Assoc. (Active) 1974155082	Joan Tameling 7500 S. Madison St. Willowbrook, IL 60521 630-323-7171	E.C. Rizzi & Assoc. Inc. 31 W. 310 Schoger Drive Naperville, IL 60564 630-898-3333
Will Joliet	Waste Mgt.-Joliet Transfer Station (Active) 1970450096 (AKA CDT Transfer MRF)	Waste Management of Illinois Inc. Dean Van der Baan 720 E. Butterfield Road Lombard, IL 60521 630-572-8800	Waste Management of Illinois Inc. Pat McDowell 2100 Moen Ave. Rockdale, IL 60436 815-773-1166
Williamson Marion	Ashalex Recycling C & D Transfer Station (Under Development) 1990555107 (Dev. permit, 2-19-02)	McVicker Enterprise Inc. Jim McVicker 111 S. McVicker Dr. Energy, IL 62933 618-942-3880	McVicker Custom Grinding Inc. Jim McVicker 111 S. McVicker Dr. Energy, IL 62933 618-942-3880
Williamson Herrin	Herrin Solid Waste Transfer Station (Active) 1990400014 (Re-opened, 3-22-01)	City of Herrin, Mayor 300 N. Park Ave. Herrin, IL 62948 618-942-6166	Southern Illinois Transfer Stations Inc. 716 Skyline Drive Marion, IL 62959 618-997-9561
Williamson Marion	Marion Transfer Station (Active) 1998560011	City of Marion 100 Tower Square Plaza Marion, IL 62959 618-997-2592	Continental Waste Industries of Illinois Inc. 1540 Landfill Road DeSoto, IL 62924 618-867-2356
Winnebago Roscoe	Waste Management/Rockford Transfer Station (Active) 2010400008	Waste Management of Wisconsin Inc. West 124 North, 8925 Boundary Road Menomonee Falls, WI 53051 262-251-4000	Waste Management of Wisconsin Inc. Carol Casey Kubley 13125 N. 2nd St. Roscoe, IL 61073 815-389-6180

**Solid Waste
Transfer Stations
Ranked by
Wastes Received**

2002

Transfer Station Name	Municipality	County	Tons		Rank	Remarks	Page
			Tons	Per Day ¹			
Groot Industries/Chicago TS	Chicago	Cook	484,217	1,862	1		R2.48
D & D Loop Transfer-Lafin	Chicago	Cook	396,000	1,500	2	AKA Loop Transfer Lafin	R2.36
Northwest Mat'l. Recov. & Recyc.	Chicago	Cook	373,136	1,435	3	New operator, 2-15-03	R2.63
Waste Mgt.-Northwest/Wheeling TS	Wheeling	Cook	349,276	1,369	4		R2.82
Groen Waste Services/Crestwood TS	Crestwood	Cook	343,774	1,307	5		R2.47
ARC Disposal & Recycling	Mt. Prospect	Cook	328,416	1,070	6		R2.27
Wheeling Township Transfer Stn.	Glenview	Cook	299,994	1,154	7		R2.85
Planet Recovery Transfer Station	Chicago	Cook	290,400	1,100	8	New building, 11-13-02	R2.67
West Cook Transfer Station	Forest View	Cook	275,000	1,100	9		R2.84
Loop Transfer-64th Street	Chicago	Cook	264,000	1,000	10		R2.57
Rolling Meadows Trans. Stn.	Rolling Meadows	Cook	245,364	873	11	New operators, 4-1-00	R2.71
CID Mat'l. Recovery & Recycling	Chicago	Cook	237,622	914	12	Blue Bag program	R2.32
Midtown Transfer	Chicago	Cook	237,600	900	13	Formerly BFI -Midtown	R2.59
Medill Mat'l. Recov. & Recyc.	Chicago	Cook	232,130	893	14	New operator 2-15-03	R2.58
34th Street Mat'l. Recov. & Recyc.	Chicago	Cook	221,921	854	15	New operator, 2-15-03	R2.24
Shred-All Recycling Systems TS	Chicago	Cook	211,200	800	16	Assoc. with SRS	R2.72
SRS North Lot	Chicago	Cook	211,200	800	16	Assoc. with Shred-All	R2.74
Riverdale Recycling	Riverdale	Cook	171,600	550	18		R2.70
Waste Mgt.-Joliet TS	Joliet	Will	171,041	546	19	AKA CDT Transfer	R2.78
Waste Management/Springfield TS	Springfield	Sangamon	167,517	500	20		R5.12
Banner-Western Trans. & Recyc.	Rockdale	Will	152,954	460	21		R2.28
Onyx Wst. Svs./Northbrook Transfer	Northbrook	Cook	117,000	450	22		R2.66
Waste Management/Rockford TS	Roscoe	Winnebago	70,887	272	23		R1.19
Citiwaste Transfer Station	Joliet	Will	47,626	N/A	24		R2.33
D & L Disposal Trans. Stn.	Greenville	Bond	44,872	157	25		R6.12
MDI Environmental Systems TS	Lanark	Carroll	41,280	160	26		R1.14
Marion Transfer Station	Marion	Williamson	35,783	115	27		R7.13
Ravenswood Disposal Service TS	Chicago	Cook	34,500	1,200	28		R2.68
City Waste Transfer	Chicago	Cook	32,600	163	29	AKA United Transfer	R2.34
Randolph County Trans. Stn.	Sparta	Randolph	28,734	95	30		R6.16
Mt. Vernon Transfer Station	Mt. Vernon	Jefferson	22,296	75	31		R7.14
Apollo Disposal Service TS	Momence	Kankakee	20,600	80	32		R2.26
American Wood Recycling TS	Hoffman Estates	Cook	19,734	92	33		R2.25
Princeton Solid Waste Trans. Stn.	Princeton	Bureau	16,072	59	34		R1.17
Kewanee Solid Waste Trans. Stn.	Kewanee	Henry	8,300	34	35		R3.13
Wilmette Village Yard	Wilmette	Cook	8,000	200	36		R2.86
Des Plaines LSW Trans. Stn.	Des Plaines	Cook	3,461	N/A	37		R2.37
Monmouth Municipal Trans. Stn.	Monmouth	Warren	1,755	7	38		R3.14
Monticello Transfer Station	Monticello	Piatt	1,400	N/A	39		R4.17
Zion Municipal Trans. Stn.	Zion	Lake	960	N/A	40	Opened, 8-27-01	R2.89
Waste Mgt.-North/McHenry TS	McHenry	McHenry	869	N/A	41		R2.81
Land Restoration Products TS	Lake Bluff	Lake	195	N/A	42	Inactive, 10-02	R2.55
Waste Management/Pana TS	Pana	Christian	179	14	43	Inactive, 4-02	R5.11
American Disp. Serv. TS	Bloomington	McLean	N/A	N/A	N/A		R4.14
Area Disposal Transfer Station	Lincoln	Logan	N/A	N/A	N/A		R5.10

Transfer Station Name	Municipality	County	Tons	Tons Per Day ¹	Rank	Remarks	Page
Best Lawns Trans. Stn.	Streamwood	Cook	N/A	N/A	N/A		R2.29
Bethalto Waste Transfer Facility	Bethalto	Madison	N/A	N/A	N/A		R6.11
Bloomington Bulk Transfer Station	Bloomington	McLean	N/A	N/A	N/A		R4.15
C & L LSW Trans. Stn.	Chicago Heights	Cook	N/A	N/A	N/A	Opened, 9-15-00	R2.30
Calumet Transfer Station	Chicago	Cook	N/A	N/A	N/A	AKA Liberty Waste	R2.31
Cloverleaf Farms Transfer	Elgin	Cook	N/A	N/A	N/A	Open 4-24-01	R2.35
DK Transfer Station	Lake Bluff	Lake	N/A	N/A	N/A	Open, 10-1-02	R2.38
DuKane Transfer Facility	West Chicago	DuPage	N/A	N/A	N/A	New O/O, 3-1-00	R2.39
DuPage Yard Waste Trans. Stn.	West Chicago	DuPage	N/A	N/A	N/A	New O/O, 11-01	R2.40
E.C. Rizzi & Assoc.	Bolingbrook	Will	N/A	N/A	N/A		R2.41
EMCO Spec. Waste T.S.	North Chicago	Lake	N/A	N/A	N/A	Cert. Closed, 10-4-02	R2.42
Glencoe Water Tower Site	Glencoe	Cook	N/A	N/A	N/A	Open, 9-26-02	R2.43
Granite City Landscape Transfer	Granite City	Madison	N/A	N/A	N/A		R6.13
Groot Industries/McCook TS	McCook	Cook	N/A	N/A	N/A		R2.49
Harvey Transfer Station	Harvey	Cook	N/A	N/A	N/A	New, 3-26-02	R2.50
Herrin Solid Waste Trans. Stn.	Herrin	Williamson	N/A	N/A	N/A	Re-opened, 3-22-01	R7.12
Highland Park Trans. Stn.	Highland Park	Lake	N/A	N/A	N/A	Open, 12-13-01	R2.51
Homewood Scavenger Service TS	East Hazel Crest	Cook	N/A	N/A	N/A		R2.52
Kucera Disposal Company	Cicero	Cook	N/A	N/A	N/A		R2.53
Lee Co. LF LSW TF	Dixon	Lee	N/A	N/A	N/A	Open, 4-26-02	R1.13
Liberty Waste/McCook Trans. Stn.	McCook	Cook	N/A	N/A	N/A		R2.56
Montgomery Landscape Wst. Coll.	Montgomery	Kane	N/A	N/A	N/A	Open, 1-21-00	R2.60
Montgomery Trucking	Elizabeth	JoDavie	N/A	N/A	N/A		R1.16
Mr. K's Garden & Mat'l. Center TS	Park Ridge	Cook	N/A	N/A	N/A		R2.61
Nameoki Township Transfer Station	Granite City	Madison	N/A	N/A	N/A		R6.15
Onyx Wst. Svs./Evanston Trans.	Evanston	Cook	N/A	N/A	N/A		R2.64
Onyx Wst. Svs./Melrose Park Trans.	Melrose Park	Cook	N/A	N/A	N/A		R2.65
Paris Transfer Station	Paris	Edgar	N/A	N/A	N/A		R4.18
Peoria City/Co. Comp. LSW TS	Brimfield	Peoria	N/A	N/A	N/A	Open, 12-2-02	R3.15
River Bend Prairie Recycl. & Trans.	Chicago	Cook	N/A	N/A	N/A	AKA Land & Lakes TS	R2.69
Savanna Solid Waste Trans. Stn.	Savanna	Carroll	N/A	N/A	N/A		R1.18
Shelbyville Disposal Service TS	Shelbyville	Shelby	N/A	N/A	N/A		R4.19
Star Disposal Service TS	Park Forest	Cook	N/A	N/A	N/A		R2.75
United Disposal of Bradley TS	Bradley	Kankakee	N/A	N/A	N/A		R2.76
Waste Management-Elburn	Elburn	Kane	N/A	N/A	N/A	AKA Speedway Disp.	R2.77
Waste Mgt.-Metro/Chicago TS	Chicago	Cook	N/A	N/A	N/A		R2.79
Waste Mgt.-Metro/Stickney TS	Stickney	Cook	N/A	N/A	N/A		R2.80
Waste Mgt.-So. Suburbs/Rec. Am.	Alsip	Cook	N/A	N/A	N/A		R2.83
Waste Transfer & Mat'l. Recovery	Champaign	Champaign	N/A	N/A	N/A		R4.21
Wigand Recycl. & Trans. Facility	Chillicothe	Peoria	N/A	N/A	N/A		R3.17
Winnetka Municipal LSW Trans.	Winnetka	Cook	N/A	N/A	N/A	Permitted to op., 4-30-01	R2.87
Totals			6,221,465	21,160			

¹ Based upon 261 operating days per year

N/A = Did not voluntarily report the amount accepted in 2002

Landscape Waste Compost Facilities

Appendices H, I & J



**Landscape Waste
Compost Facility
Owners and Operators
Alphabetic by Facility**

Compost Facility Name	Municipality	Owner	Operator	Status	Page
Ashalex Recycling Compost Site	Marion	McVicker Enterprise Inc.	McVicker Custom Grinding Inc.	UD	R7.15
BFI Modern Landfill	Belleville	BFI Wst. Stms. of N. America Inc.	Pioneer Southern Inc.	EP	R6.17
Brickyard Disposal & Recycling	Danville	Brickyard Disposal & Recycling Inc. ¹	City of Danville	A	R4.22
CDT Landfill Corp.	Joliet	CDT Landfill Corp.	CDT Landfill Corp.	A	R2.90
Centralia Landscape & Waste Recycling	Centralia	City of Centralia, Public Works	City of Centralia, Public Works	A	R6.18
Chicago Botanic Garden ^a	Glencoe	Cook County Forest Preserve Dist.	Chicago Botanic Garden	A	R2.91
CID RDF #4 Compost Facility	Chicago	Waste Management of Illinois Inc. ²	Waste Management of Illinois Inc. ²	C	R2.92
Coles County Landfill ^b	Charleston	Environmental Reclamation Co. ¹	Environmental Reclamation Co. ¹	A	R4.23
Cottonwood Hills Compost Fac.	Marissa	Waste Management of Illinois Inc. ²	Waste Management of Illinois Inc. ²	UD	R6.19
Crystal Lake Composting	Crystal Lake	City of Crystal Lake, Engineering Dept.	City of Crystal Lake, Engineering Dept.	A	R2.93
D & L Landfill	Greenville	D & L Landfill Inc.	D & L Landfill Inc.	IA	R6.20
DeKalb County Landfill	DeKalb	Waste Management of Illinois Inc. ²	Waste Management of Illinois Inc. ²	A	R1.20
Des Plaines Compost Fac.	Des Plaines	City of Des Plaines, Public Works	Jerome Matula	IA	R2.94
Dirksen Parkway Compost Facility	Springfield	Secretary of State, Physical Services	Secretary of State, Physical Services	A	R5.13
Dixon/GROP Landfill #2	Dixon	City of Dixon	Allied Waste Industries of Illinois ¹	IA	R1.21
DK-Lake Bluff	Lake Bluff	Village of Lake Bluff	DK Recycling Systems Inc.	A	R2.95
Elgin Compost Facility	Elgin	City of Elgin	City of Elgin	C	R2.96
Freeport Municipal Landfill #4	Freeport	City of Freeport	City of Freeport	A	R1.22
Green Organics Inc.	Bristol	Green Organics Inc.	Green Organics Inc.	A	R2.97
Harbor View Compost Facility #1	Chicago	Land & Lakes Yard Waste Reclama. ³	Land & Lakes Yard Waste Reclama. ³	IA	R2.98
Hazel Crest Composting	Hazel Crest	Village of Hazel Crest	Village of Hazel Crest	A	R2.99
James Park Leaf Compost	Evanston	City of Evanston	City of Evanston	A	R2.100
Joyce Farms Recycling Inc.	Essex	Home Star Bank, Land Trust #883	Joyce Farms Recycling Inc.	A	R2.101
Knox County Landfill Compost Site	Wataga	Knox County Landfill Dept.	Knox County Landfill Dept.	A	R3.18
Lake Bluff Municipal #2 Compost Fac.	Lake Bluff	Village of Lake Bluff	DK Recycling Systems Inc.	A	R2.102
Lake Forest Recycling Center	Lake Forest	City of Lake Forest	DK Recycling Systems Inc.	A	R2.103
Land & Lakes #1 & #2	Chicago	MCM Land Co. ³	Land & Lakes Co.	IA	R2.104
Land & Lakes #5	Deerfield	Prairie Recreational Developments ³	Land & Lakes Co.	A	R2.105
Land & Lakes/Willow Ranch	Romeoville	LaSalle Bank National Association	Land & Lakes Yard Waste Reclama. ³	A	R2.106
Landscape Recycling Center	Urbana	City of Urbana, Public Works Dept.	City of Urbana, Public Works Dept.	A	R4.24
LDK Compost ^c	Lake Bluff	Robert Lenzini	DK Recycling Systems Inc.	A	R2.107
LHF Compost Inc.	Peoria	Anna L. Pille	LHF Compost Inc.	N	R3.19
Macon County Composting Facility	Decatur	Larry Garver	Evans Recycling Inc.	A	R4.25
Macon County Landfill	Decatur	Macon County Landfill Corp. ⁴	Macon County Landfill Corp. ⁴	IA	R4.26
Milam RDF	East St. Louis	Waste Management of Illinois Inc. ²	Waste Management of Illinois Inc. ²	A	R6.21
Monmouth Municipal	Monmouth	City of Monmouth	City of Monmouth	A	R3.20
Nashville Municipal	Nashville	City of Nashville, Mayor's Office	City of Nashville	A	R6.22
New Earth	Cartersville	New Earth	New Earth	A	R7.16
Pekin Composting Facility	Pekin	Jerry Mahoney	City of Pekin	A	R3.21
Peoria City/Co. LF #1 Compost Site	Brimfield	City of Peoria/County of Peoria	Waste Management of Illinois Inc. ²	A	R3.22
Peru Municipal Landfill #2	Peru	City of Peru	City of Peru	A	R1.23
Quincy Compost Facility ^d	Quincy	City of Quincy	City of Quincy	A	R5.14
Rockford Composting/Cherry Valley	Cherry Valley	City of Rockford, Public Works Dept.	Rock River Disposal Services Inc.	A	R1.24
Rockford Composting/Rockford	Rockford	Woodcycle Inc.	Woodcycle Inc.	A	R1.25
Roxana Landfill Compost Facility	Roxana	Roxana Landfill Inc. ¹	Roxana Landfill Inc. ¹	A	R6.23
Salem Municipal Landfill #2	Salem	City of Salem, Public Works	City of Salem, Public Works	A	R6.24

Compost Facility Name	Municipality	Owner	Operator	Status	Page
Sangamon One	Springfield	City of Springfield	City of Springfield	C	R5.15
South Chain of Rocks RDF- Phase 2 ^e	Granite City	Waste Management of Illinois Inc. ²	Waste Management of Illinois Inc. ²	C	R6.25
Starlight Drive-in Compost Facility	Kankakee	City of Kankakee, Public Works	City of Kankakee, Public Works	A	R2.108
States Land Improve. LSW Processing	Ottawa	States Land Improvement Corp. ¹	States Land Improvement Corp. ¹	A	R1.26
Thelen Sand & Gravel	Fox Lake	Thelen Sand & Gravel	Thelen Sand & Gravel	A	R2.109
Upper Rock Island County Landfill	East Moline	Upper Rock Island County Landfill ¹	Upper Rock Island County Landfill ¹	A	R3.23
Willow Ranch Composting Facility	Romeoville	LaSalle Bank National Association	Land & Lakes Yard Waste Reclama. ³	A	R2.110
Winnetka Municipal	Winnetka	Village of Winnetka, Public Works	Village of Winnetka, Public Works	IA	R2.111

¹ A subsidiary of Allied Waste Industries Inc.

² A subsidiary of Waste Management Inc. Midwest

³ An affiliate of Land and Lakes Co.

⁴ An affiliate of Onyx Waste Services Inc., which is a subsidiary of Vivendi Environmental, France

Footnotes

- a. Site closed in 2003, Certificate of Closure approved 7-7-03.
- b. Now inactive in 2003.
- c. Site closed in Oct. 2002; Certificate of Closure issued 1-31-03.
- d. Now inactive, Certificate of Closure issued 7-30-03.
- e. Certificate of Closure issued 3-6-02 & 4-17-02.

Status: A = Active C = Closed EP = Expired Permit IA = Inactive UD = Site has permit but has not been developed

**Landscape Waste
Compost Facility
Owners and Operators
Alphabetic by County**

County Municipality	Facility Identification No.	Owner	Operator
Adams Quincy	Quincy Compost Facility (Active, Now closed) 0010650038 (Cert. of Closure issued 7-30-03)	City of Quincy Alan C. Van De Boe 730 Maine St., Suite 215 Quincy, IL 62301 217-228-4555	City of Quincy Alan C. Van De Boe 200 E. Lock & Dam Road Quincy, IL 62301 217-228-4555
Bond Greenville	D & L Landfill Compost Facility (Inactive) 0050050007 (Site inactive in 1996-2002)	D & L Landfill Inc. Lee Roy McCray 825 Willard St., Rural Route 3 Greenville, IL 62246 618-664-2587	D & L Landfill Inc. Lee Roy McCray 825 Willard St., Rural Route 3 Greenville, IL 62246 618-664-2587
Champaign Urbana	Landscape Recycling Center 0198270001	City of Urbana, Public Works Dept. Michael J. Brunk 706 S. Glover Ave. Urbana, IL 61802 217-384-2393	City of Urbana, Public Works Dept. Michael J. Brunk 706 S. Glover Ave. Urbana, IL 61802 217-384-2393
Coles Charleston	Coles County Landfill Compost Facility (Active, Now inactive) 0298050007 (Permit renewal & Cert. of Closure needed)	Environmental Reclamation Co. (ERC), Coles Co. LF Richard Galloway P.O. Box 137 Charleston, IL 61920 217-345-7404	Environmental Reclamation Co. (ERC), Coles Co. LF Rich Galloway P.O. Box 137 Charleston, IL 61920 217-345-7404
Cook Glencoe	Chicago Botanic Garden 0310990003 (Closed in 2003, Cert. closed 7-7-03)	Cook County Forest Preserve Dist. Cynthia L. Baker 536 N. Harlem Ave. River Forest, IL 60305 847-835-8300	Chicago Botanic Garden Cynthia L. Baker P.O. Box 400 Glencoe, IL 60022 847-835-8300
Cook Chicago	CID RDF #4 Compost Facility (Closed) 0310390001 (Certified closed 2-28-01)	Waste Management of Illinois Inc. Scott Combis P.O. Box 1309 Calumet City, IL 60409 773-646-3099	Waste Management of Illinois Inc. Scott Combis P.O. Box 1309 Calumet City, IL 60409 773-646-3099
Cook Des Plaines	Des Plaines Compost Facility (Inactive) 0310630003 (Inactive in 2001 & 2002)	City of Des Plaines, Public Works Jerry A. Lecocq 1111 Joseph Schwab Road Des Plaines, IL 60016 847-391-5473	Jerome Matula Jerry A. Leeocq 1111 Joseph Schwab Road Des Plaines, IL 60016 847-391-5473
Cook Chicago	Harbor View Compost Facility #1 (Inactive) 0316000034	Land & Lakes Yard Waste Reclamation Inc. Amanda R. Miller 123 N. Northwest Highway, P.O. Box 778 Park Ridge, IL 60068 708-720-7028	Land & Lakes Yard Waste Reclamation Inc. Amanda R. Miller 123 N. Northwest Highway, P.O. Box 778 Park Ridge, IL 60068 708-720-7028
Cook Hazel Crest	Hazel Crest Composting 0311170002	Village of Hazel Crest Timothy G. Fassnacht 3000 W. 170th Place Hazel Crest, IL 60429 708-335-9600	Village of Hazel Crest Timothy G. Fassnacht 3000 W. 170th Place Hazel Crest, IL 60429 708-335-9600

County Municipality	Facility Identification No.	Owner	Operator
Cook Evanston	James Park Leaf Compost 0310810013 (Site became re-active in 2001)	City of Evanston Glenn A. Crabtree 2020 Asbury Avenue Evanston, IL 60201 847-866-2940	City of Evanston Glenn A. Crabtree 2020 Ashbury Ave. Evanston, IL 60201 847-866-2940
Cook Chicago	Land & Lakes #1 & #2 Compost Facility (Inactive) 0316000005 (Site inactive in 2000, 2001, 2002)	MCM Land Co. Amanda R. Miller 123 N. Northwest Highway, P.O. Box 778 Park Ridge, IL 60068 708-720-7028	Land & Lakes Co. Amanda R. Miller 123 N. Northwest Highway, P.O. Box 778 Park Ridge, IL 60068 708-720-7028
Cook Winnetka	Winnetka Municipal Compost Facility (Inactive) 0313330001 (Closed, 4-1-01; Cert. of Closure pending)	Village of Winnetka Public Works Steven Saunders 510 Green Bay Road Winnetka, IL 60093 847-501-6051	Village of Winnetka Public Works Steven Saunders 510 Green Bay Road Winnetka, IL 60093 847-501-6051
DeKalb DeKalb	DeKalb County Landfill Compost Facility 0378020001	Waste Management of Illinois Inc. Dale Hoekstra 18370 Somonauk Road DeKalb, IL 60115-8738 815-758-6906	Waste Management of Illinois Inc. Dale Hoekstra 18370 Somonauk Road DeKalb, IL 60115-8738 815-758-6906
Kane Elgin	Elgin Compost Facility (Closed) 0894380047 (Cert. closed 11-7-01)	City of Elgin Tish Powell 150 Dexter Court Elgin, IL 60120 847-931-5980	City of Elgin Tish Powell 150 Dexter Court Elgin, IL 60120 847-931-5980
Kankakee Essex	Joyce Farms Recycling Inc. 0910355001 (Opened 9-12-00)	Home Star Bank, Land Trust #883 Meghan E. Downey 308 Section Line Road Manteno, IL 60950 815-468-2265	Joyce Farms Recycling Inc. Patrick J. Joyce P.O. Box 129 Essex, IL 60935 815-426-2133
Kankakee Kankakee	Starlight Drive-in Compost Facility 0918045001	City of Kankakee, Public Works Leroy Smith 401 W. Oak St. Kankakee, IL 60901 815-933-0472	City of Kankakee, Public Works Leroy Smith 401 W. Oak St. Kankakee, IL 60901 815-933-0472
Kendall Bristol	Green Organics Inc. 0938010005	Green Organics Inc. Joseph Mazza 290 S. Main Place Carol Stream, IL 60188 630-653-3700	Green Organics Inc. Joseph Mazza 290 S. Main Place Carol Stream, IL 60188 630-653-3700
Knox Wataga	Knox County Landfill Compost Site 0950600001 (Permit renewal pending)	Knox County Landfill Dept. Larry Larson 1361 W. Fremont St. Galesburg, IL 61401 309-341-0901	Knox County Landfill Dept. Larry Larson 1361 W. Fremont St. Galesburg, IL 61401 309-341-0901
Lake Lake Bluff	DK-Lake Bluff 0970750012 (New operator as of May 2003)	Village of Lake Bluff Mayor or Public Works 40 E. Center Ave. Lake Bluff, IL 60044 847-866-2940	DK Recycling Systems Inc. Thomas R. Scheidt P.O. Box 412 Lake Bluff, IL 60044 847-234-5499

County Municipality	Facility Identification No.	Owner	Operator
Lake Bluff	Lake Bluff Municipal #2 Compost Facility 0970750002 (New operator as of May 2003)	Village of Lake Bluff Mayor or Public Works 40 E. Center Ave. Lake Bluff, IL 60044 847-866-2940	DK Recycling Systems Inc. Thomas R. Scheidt P.O. Box 412 Lake Bluff, IL 60044 847-234-5499
Lake Forest	Lake Forest Recycling & Compost Center 0970800005	City of Lake Forest Mayor or Public Works 220 E. Deerpath Lake Forest, IL 60045 708-234-3537	DK Recycling Systems Inc. Thomas R. Scheidt P.O. Box 412 Lake Bluff, IL 60044 847-234-5499
Deerfield	Land & Lakes #5 Compost Facility 0978120004 (AKA Land & Lakes/Wheeling)	Prairie Recreational Developments Inc. Amanda R. Miller 123 N. Northwest Highway, P.O. Box 778 Park Ridge, IL 60068 708-720-7028	Land & Lakes Co. Amanda R. Miller 123 N. Northwest Highway, P.O. Box 778 Park Ridge, IL 60068 708-720-7028
Lake Bluff	LDK Compost (Active, Now Closed) 0971250014 (Site closed 10-02; Cert. closed 1-31-03)	Robert Lenzini 200 Industrial Drive Lincolnshire, IL 60069 847-634-9561	DK Recycling Systems Inc. Thomas R. Scheidt P.O. Box 412 Lake Bluff, IL 60044 847-234-5499
LaSalle Peru	Peru Municipal Landfill #2 Compost Facility 0990850002	City of Peru Stephen L. Kowalczyk 706 Putnam St. Peru, IL 61354 815-448-2962	City of Peru Steven L. Kowalczyk 706 Putnam St. Peru, IL 61354 815-488-2962
LaSalle Ottawa	States Land Improvement LSW Processing 0990800040	States Land Improvement Corp. Mark Dykema P.O. Box 520 Ottawa, IL 61350 815-434-1808	States Land Improvement Corp. Mark Dykema P.O. Box 520 Ottawa, IL 61350 815-434-1808
Lee Dixon	Dixon/GROP Landfill #2 Compost Facility (Inactive) 1038010002 (Certificate of Closure 4-22-03)	City of Dixon Director of Public Works or Mayor 121 W. Second St. Dixon, IL 61021 815-288-1485	Allied Waste Industries of Illinois Steve Smith 13832 Kostner Ave. Crestwood, IL 60445 708-824-3060
Macon Decatur	Macon County Composting Facility 1150150066 (New operator in 2003)	Larry Garver 4225 N. Bearsdale Road Decatur, IL 62526 217-428-1039	Evans Recycling Inc. Rex D. Evans 1868 Midway Road Murrayville, IL 62988 217-882-2081
Macon Decatur	Macon County Landfill Compost Facility (Inactive) 1158040008 (Certificate of Closure still needed)	Macon County Landfill Corp. Jeff London Rural Route 8, P.O. Box 115-Hill Road Decatur, IL 62522 217-963-2976	Macon County Landfill Corp. Jeff London Rural Route 8, P.O. Box 115-Hill Road Decatur, IL 62522 217-963-2976
Madison Roxana	Roxana Landfill Compost Facility 1190250011 (Permit newal pending)	Roxana Landfill Inc. Matt Kingsley 4600 Cahokia Creek Road Roxana, IL 62084 618-656-6912	Roxana Landfill Inc. Matt Kingsley 4600 Cahokia Creek Road Roxana, IL 62084 618-656-6912

County Municipality	Facility Identification No.	Owner	Operator
Madison Granite City	South Chain of Rocks RDF-Phase 2 Compost Facility (Closed) 1198010002 (Cert. closed 3-6-02 & 4-17-02)	Waste Management of Illinois Inc. Joe Durako 601 Madison Road East St. Louis, IL 62201 618-271-6788 Ext. 122	Waste Management of Illinois Inc. Joe Durako 601 Madison Road East St. Louis, IL 62201 618-271-6788 Ext. 122
Marion Centralia	Centralia Landscape & Waste Recycling (Active, Now inactive) 1218020012 (Permit was allowed to expire)	City of Centralia, Public Works Donald E. Copple 222 S. Poplar St. Centralia, IL 62801 618-533-7640	City of Centralia, Public Works Donald E. Copple 222 S. Poplar St. Centralia, IL 62801 618-533-7640
Marion Salem	Salem Municipal Landfill #2 Compost Facility 1218130007 (Permit renewal pending)	City of Salem, Public Works John Pruden 101 S. Broadway Salem, IL 62881 618-548-2222 Ext. 232	City of Salem, Public Works John Pruden 101 S. Broadway Salem, IL 62881 618-548-2222 Ext. 232
McHenry Crystal Lake	Crystal Lake Composting 1110150034	City of Crystal Lake, Engineering Dept. Clyde F. Wakefield P.O. Box 597 Crystal Lake, IL 60039-0597 815-459-2020	City of Crystal Lake, Engineering Dept. Clyde F. Wakefield P.O. Box 597 Crystal Lake, IL 60039-0597 815-459-2020
McHenry Fox Lake	Thelen Sand & Gravel 1114200001	Thelen Sand & Gravel Steve Thelen 28955 W. Route 173-B Antioch, IL 60002 847-395-3313	Thelen Sand & Gravel Steve Thelen 28955 W. Route 173-B Antioch, IL 60002 847-395-3313
Peoria Peoria	LHF Compost Inc. (New) 1430655530 (Open, 6-4-02)	Anna L. Pille 11510 W. Grub Rd. Mapleton, IL 61547 309-565-4826	LHF Compost Inc. Paul Rosenbohm 8412 W. Middle Rd. Peoria, IL 61547 309-697-0963
Peoria Brimfield	Peoria City/County Landfill #1 Compost Site 1438165005 (New operator in 2001)	City of Peoria/County of Peoria Joint Solid Waste Disposal Facility Board Stephen VanWinkle 419 Fulton St., Room 307 Peoria, IL 61602 309-494-8800	Waste Management of Illinois Inc. Steven R. Harenberg 3550 E. Washington St. East Peoria, IL 61611 309-694-0295
Rock Island East Moline	Upper Rock Island County Landfill Compost Site 1618100014 (New permit issued 12-13-01)	Upper Rock Island County Landfill David Geier P.O. Box 159 East Moline, IL 61244 309-496-2396	Upper Rock Island County Landfill David Geier P.O. Box 159 East Moline, IL 61244 309-496-2396
Sangamon Springfield	Dirksen Parkway Compost Facility 1671200110	Secretary of State, Physical Services Dave Rusciollelli Room 189, Howlett Building Springfield, IL 62756 217-782-6530	Secretary of State, Physical Services Dave Rusciollelli 2901 S. Dirksen Parkway Springfield, IL 62702 217-782-6530

County Municipality	Facility Identification No.	Owner	Operator
Sangamon Springfield	Sangamon One (Closed) 1671200134 (Certificate of Closure 10-19-01)	City of Springfield Wynne Coplea Municipal Center West Springfield, IL 62701 217-789-2255	City of Springfield Wynne Coplea Municipal Center West Springfield, IL 62701 217-789-2255
St. Clair Belleville	BFI Modern Landfill Compost Facility (Expired Permit) 1630100022 (Permit renewal pending; under new operator)	BFI Waste Systems of N. America Inc. Rodd Bloese 12976 St. Charles Rock Road Bridgeton, MO 63044 314-739-7517	Pioneer Southern Inc. (Affiliate of the Good Earth Inc.) Guenther Burkhardt 5960 Broadway, P.O. Box 266 Lancaster, NY 14086 716-684-8111
St. Clair Marissa	Cottonwood Hills Compost Facility (Under Development) 1630755017 (Expected to open Autumn 2003 or Spring 2004)	Waste Management of Illinois Inc. Joe Durako 601 Madison Road East St. Louis, IL 62201 618-271-6788 Ext. 122	Waste Management of Illinois Inc. Joe Durako 601 Madison Road East St. Louis, IL 62201 618-271-6788 Ext. 122
St. Clair East St. Louis	Milam RDF Compost Facility 1630450001	Waste Management of Illinois Inc. Joe Durako 601 Madison Road East St. Louis, IL 62201 618-271-6788 Ext. 122	Waste Management of Illinois Inc. Joe Durako 601 Madison Road East St. Louis, IL 62201 618-271-6788 Ext. 122
Stephenson Freeport	Freeport Municipal Landfill #4 Compost Facility 1770200015	City of Freeport Reggie A. Taylor 230 W. Stephenson St. Freeport, IL 61032 815-599-5816	City of Freeport Reggie A. Taylor 230 W. Stephenson St. Freeport, IL 61032 815-599-5816
Tazewell Pekin	Pekin Composting Facility 1790600019	Jerry Mahoney 14379 Illinois Route 29 Pekin, IL 61554 309-347-7166	City of Pekin Jerry Mahoney 400 Margaret St. Pekin, IL 61554 309-347-7166
Vermilion Danville	Brickyard Disposal & Recycling Compost Facility 1838040029	Brickyard Disposal & Recycling Inc. Kenny Samet P.O. Box 985 Danville, IL 61834-0985 217-443-3128	City of Danville Dennis Cool 17 W. Main St. Danville, IL 61832 217-431-2395
Warren Monmouth	Monmouth Municipal 1878080001 (Permit renewal pending)	City of Monmouth Andrew Jackson 100 E. Broadway Monmouth, IL 61462 309-734-2141	City of Monmouth Andrew Jackson 101 E. Broadway Monmouth, IL 61462 309-734-2141
Washington Nashville	Nashville Municipal Compost Facility 1890300009 (Permit renewed, 8-6-02)	City of Nashville, Mayor's Office Mayor Raymond Kolweier 190 N. East Court St. Nashville, IL 62263 618-327-3058	City of Nashville Lindsey Lietz 190 N. East Court St. Nashville, IL 62263 618-327-8621
Will Joliet	CDT Landfill Corp. Compost Facility 1978170005	CDT Landfill Corp. Jeffrey Geiss 2851 Mound Road Joliet, IL 60436 815-741-0736	CDT Landfill Corp. Jeffrey Geiss 2851 Mound Road Joliet, IL 60436 815-741-0736

County Municipality	Facility Identification No.	Owner	Operator
Will Romeoville	Land & Lakes/Willow Ranch Compost Facility 1978030003	LaSalle Bank National Association Dorothy Denning 2355 S. Arlington Heights Road Arlington Heights, IL 60005 847-545-5481	Land & Lakes Yard Waste Reclamation Inc. Amanda R. Miller 123 N. Northwest Highway, P.O. Box 778 Park Ridge, IL 60068 708-720-7028
Will Romeoville	Willow Ranch Composting Facility 1970100001	LaSalle Bank National Association Dorothy Denning 2355 S. Arlington Heights Road Arlington Heights, IL 60005 847-545-5481	Land & Lakes Yard Waste Reclamation Inc. Amanda R. Miller 123 N. Northwest Highway, P.O. Box 778 Park Ridge, IL 60068 708-720-7028
Williamson Marion	Ashalex Recycling Compost Site (Under development) 1990555107 (Under development as of 4-4-02)	McVicker Enterprise Inc. Jim McVicker 111 S. McVicker Dr. Energy, IL 62933 618-942-3880	McVicker Custom Grinding Inc. Jim McVicker 111 S. McVicker Dr. Energy, IL 62933 618-942-3880
Williamson Carterville	New Earth 1998520006	New Earth Joseph Groskind 11189 Samuel Road Carterville, IL 62918 618-985-5007	New Earth Joseph Groskind 11189 Samuel Road Carterville, IL 62918 618-985-5007
Winnebago Cherry Valley	Rockford Composting Facility/Cherry Valley 2010301128 (New operator in January 2000)	City of Rockford, Public Works Dept. Tom Tullock 425 E. State St. Rockford, IL 61104 815-967-6737	Rock River Disposal Services Inc. Larry W. Lyons 2652 Eastrock Drive, Suite 2B Rockford, IL 61109 815-381-5641
Winnebago Rockford	Rockford Composting Facility/Rockford 2010300109 (New owner/operator & name, 2003)	Woodcycle Inc. dba Rockford Composting Inc. Robert Markam 111 E. 3rd St., Ste. 515 Davenport, IA 52801 815-378-0967	Woodcycle Inc. dba Rockford Composting Inc. Robert Markman 111 E. 3rd St., Ste. 515 Davenport, IA 52801 815-378-0967

**Landscape Waste
Compost Facilities
Ranked by
Wastes Received**

2002

Compost Facility Name	Municipality	County	Tons/Year	Rank	Remarks	Page
Joyce Farms Recycling Inc.	Essex	Kankakee	41,381	1	Open, 9-12-00	R2.101
Thelen Sand & Gravel	Fox Lake	McHenry	40,045	2		R2.109
Green Organics Inc.	Bristol	Kendall	38,748	3		R2.97
Land & Lakes #5	Deerfield	Lake	27,662	4	AKA L & L/Wheeling	R2.105
Milam RDF	East St. Louis	St. Clair	22,394	5		R6.21
CDT Landfill Corp.	Joliet	Will	21,323	6		R2.90
Rockford Composting/Cherry Valley	Cherry Valley	Winnebago	19,266	7	New op. in 1/00	R1.24
Land & Lakes/Willow Ranch	Romeoville	Will	15,959	8		R2.106
DeKalb County Landfill	DeKalb	DeKalb	15,681	9		R1.20
Quincy Compost Facility	Quincy	Adams	12,980	10	Cert. of Closure 7-30-03	R5.14
Landscape Recycling Center	Urbana	Champaign	11,754	11		R4.24
Peoria City/Co. LF #1 Compost Site	Brimfield	Peoria	11,308	12	New operator in 2001	R3.22
Willow Ranch Composting Facility	Romeoville	Will	10,639	13		R2.110
Roxana Landfill Compost Facility	Roxana	Madison	10,531	14	Permit renewal pending	R6.23
LDK Compost	Lake Bluff	Lake	9,728	15	Cert. closed 1-31-03	R2.107
Brickyard Disposal & Recycling	Danville	Vermilion	6,008	16		R4.22
Rockford Composting/Rockford	Rockford	Winnebago	5,037	17	New O/O & name, 2003	R1.25
Lake Forest Recycling Center	Lake Forest	Lake	3,540	18		R2.103
Crystal Lake Composting	Crystal Lake	McHenry	3,346	19		R2.93
Knox County Landfill Compost Site	Wataga	Knox	3,298	20	Permit renewal pending	R3.18
Monmouth Municipal	Monmouth	Warren	2,526	21	Permit renewal pending	R3.20
Freeport Municipal Landfill #4	Freeport	Stephenson	2,392	22		R1.22
Starlight Drive-in Compost Facility	Kankakee	Kankakee	2,150	23		R2.108
DK-Lake Bluff	Lake Bluff	Lake	1,978	24	New op. as of May 2003	R2.95
Pekin Composting Facility	Pekin	Tazewell	1,960	25		R3.21
Hazel Crest Composting	Hazel Crest	Cook	1,936	26		R2.99
Upper Rock Island County Landfill	East Moline	Rock Island	1,876	27	New permit, 12-13-01	R3.23
States Land Improve. LSW Processing	Ottawa	LaSalle	1,610	28		R1.26
LHF Compost Inc.	Peoria	Peoria	1,453	29	Open, 6-4-02	R3.19
James Park Leaf Compost	Evanston	Cook	1,390	30	Re-activated in 2001	R2.100
Peru Municipal Landfill #2	Peru	LaSalle	1,266	31		R1.23
New Earth	Carterville	Williamson	1,059	32		R7.16
Salem Municipal Landfill #2	Salem	Marion	798	33	Permit renewal pending	R6.24
Lake Bluff Municipal #2 Compost Fac.	Lake Bluff	Lake	599	34	New op. as of May 2003	R2.102
Chicago Botanic Garden	Glencoe	Cook	375	35	Cert. closed 7-7-03	R2.91
Nashville Municipal	Nashville	Washington	244	36	Permit renewed, 8-6-02	R6.22
Centralia Landscape & Waste Recycling	Centralia	Marion	78	37	Permit allowed to expire	R6.18
Dirksen Parkway Compost Facility	Springfield	Sangamon	11	38		R5.13
Coles County Landfill	Charleston	Coles	4	39	Renewal/Closure needed	R4.23
Macon County Compost Facility ^a	Decatur	Macon	N/A	N/A		R4.25
Total			354,333			
Average			9,085			

a. Did not report in 2002, former operator went out business, new operator in 2003.

Solid Waste Planning & Recycling

Appendices K, L & M



**Contact List for
Solid Waste Planning
and Recycling
Alphabetic by County**

County	Organization	Contact	Phone
Adams	Adams County Health Department	Mr. Leonard Schnellbecker	217-222-8440 Ext. 132
Alexander	Southern Five Regional Planning Commission	Ms. Susan Snow	618-634-2284
Bond	Bond County Health Department	Mr. Tom Melvin	618-664-1442 Ext. 149
Boone	Boone County Government	Mr. Kenneth Terrinoni	815-547-4770
Brown	Two Rivers Regional Council of Public Officials	Ms. Victoria Hayden	217-224-8171 Ext. 309
Bureau	Bureau County Courthouse	Ms. Kristine Donarski	815-875-2077
Calhoun	Calhoun County	Mr. Lester Sontag	618-576-2589
Carroll	JoDaviess/Carroll County Solid Waste Agency	Mr. Paul Hartman	815-273-2251
Cass	Two Rivers Regional Council of Public Officials	Ms. Victoria Hayden	217-224-8171 Ext. 309
Champaign	Champaign County Administrator's Office	Ms. Deb Busey	217-384-3776 or 3720
Christian	Christian Co. Solid Waste Management Dept.	Mr. Joe Stepping	217-287-2334
Clark	Clark County Health Department	Mr. Mike Henry	217-382-4207
Clay	Clay County Health Department	Mr. Bill Jay Bruce	618-662-4406
Clinton	Clinton County Health Department	Mr. Mike McMillan	618-594-2723
Coles	Coles Co. Reg. Planning and Devel. Commission	Mr. Jeff Lahr	217-348-0521
Cook	Cook Co. Dept. of Environmental Control	Mr. Raymond Akers Jr.	312-603-8217
	Chicago Department of Streets and Sanitation	Mr. James Conlon	312-744-0789
	South Suburban Mayors and Managers Assoc.	Ms. Karen Hoffschmidt	708-206-1155
	Solid Waste Agency of Northern Cook County	Mr. C. Brooke Beal	847-296-9205
	West Cook County Solid Waste Agency	Ms. Corinne (Cori) English	708-450-0100 Ext. 255
Crawford	Ambraw Valley Solid Waste Management Agency	Mr. Richard A. (Dick) Ralston	618-544-7045
Cumberland	Cumberland County Health Department	Ms. Janet Stierwalt	217-849-3211
DeKalb	DeKalb County Health Department	Ms. Patricia Dashney	815-748-2451
DeWitt	DeWitt County Courthouse	Mr. Andrew L. Killian	217-935-8391
Douglas	Douglas County Health Department	Ms. Cathy Hayden	217-253-4137
DuPage	DuPage County Dept. of Dvpt. and Envl. Concerns	Mr. Anthony Charlton	630-682-7373
Edgar	Edgar County Health Dept.	Ms. Amanda Minor	217-465-2212
Edwards	Edwards County Courthouse	Ms. Becky Alka	618-445-2818
Effingham	Effingham County Health Department	Ms. Donna Overbeck	217-342-9237
Fayette	Fayette County Health Department	Mr. Rodney Schultz	618-283-1044
Ford	Ford County Board Member	Mr. Bob Lindgren	217-386-2442
Franklin	Franklin County Courthouse, Public Square	Mr. Keith Ward	618-439-4038
Fulton	Fulton County Health Department	Ms. Rita Wilkinson	309-647-1134 Ext. 241
Gallatin	Egyptian Health Department	Mr. Danny January	618-272-4691
Greene	Jersey County Courthouse	Mr. Alley Ringhausen	618-535-3835/618-467-2265
Grundy	Grundy County Office of Solid Waste Mgt.	Mr. Dean Reed	815-941-3214
Hamilton	Hamilton County Courthouse	Ms. Lovella Craddock	618-643-2721
Hancock	Hancock County Courthouse	Mr. Kenneth Nudd	217-453-6502
Hardin	Hardin County Courthouse	Mr. Wayne Eichorn	618-287-2251
Henderson	Henderson County Courthouse	Mr. John Carrier	309-867-2780
Henry	Henry County Zoning/Building Office	Mr. William J. Philhower	309-937-3419
Iroquois	Iroquois County Administrative Center	Mr. Brian Martell	815-683-2905
Jackson	Jackson County Health Department	Mr. Bart Hagston	618-684-3143 Ext. 136
Jasper	Jasper County Highway Department	Mr. Richard Patterson	618-783-2915
Jefferson	Jefferson County Health Department	Mr. Gary Ashby	618-244-7134/618-244-2640
Jersey	Jersey County Courthouse	Mr. Alley Ringhausen	618-535-3835/618-467-2265
JoDaviess	JoDaviess/Carroll County Solid Waste Agency	Mr. Paul Hartman	815-273-2251
Johnson	Southern Five Regional Planning Commission	Ms. Susan Snow	618-634-2284
Kane	Kane County Dept. of Environmental Mgt.	Mr. Gary Mielke	630-208-3841
Kankakee	Kankakee County RPC	Mr. Michael J. Van Mill	815-937-2940
Kendall	Kendall County	Mr. Marlin Hartman	815-467-9201
Knox	Knox County Landfill Department	Mr. Larry Larson	309-341-0901
Lake	Solid Waste Agency of Lake County	Mr. Peter Adrian	847-336-9340 Ext. 3
LaSalle	LaSalle County Environmental Services and Development	Mr. Michael E. Harsted	815-434-8666
Lawrence	Ambraw Valley Solid Waste Management Agency	Mr. Richard A. (Dick) Ralston	618-544-7045

County	Organization	Contact	Phone
Lee	Lee County	Mr. Walter Willis	815-284-1164
Livingston	Livingston County Zoning Department	Mr. Charles T. (Chuck) Schopp	815-844-7741
Logan	Logan County Joint Solid Waste Agency	Ms. Mitzi Rohlf	217-732-9636
Macon	Macon County Solid Waste Management Dept.	Ms. Kristin Simon	217-425-4512
Macoupin	Macoupin County	Mr. Richard Lounsbury	217-854-3717
Madison	Madison County Planning and Development	Ms. Denise McCleary	618-692-6200 Ext. 4666
Marion	Marion County Courthouse	Mr. Steve Bailey	618-548-3400
Marshall	Three County Recycling Program	Ms. Cassie Jeffery	815-875-3396
Mason	Two Rivers Regional Council of Public Officials	Ms. Victoria Hayden	217-224-8171 Ext. 309
Massac	Southern Five Regional Planning Commission	Ms. Susan Snow	618-634-2284
McDonough	Western Illinois Regional Council	Mr. Chad Braatz	309-837-3941
McHenry	McHenry Co. Dept. of Planning and Development	Ms. Leonore Buckley	815-334-4560
McLean	Ecology Action Center	Ms. Michelle Covi	309-454-3169
Menard	Menard County Health Department	Mr. Cliff Schmidt	217-632-3196
Mercer	Western Illinois Regional Council	Mr. Chad Braatz	309-837-3941
Monroe	Monroe-Randolph Bi-County Health Department	Mr. John Wagner	618-939-3871 Ext. 13
Montgomery	Montgomery Co. Coordinated Services Office	Ms. Christine Daniels	217-532-9577
Morgan	Morgan County Courthouse	Mr. Virgil Smith	217-744-7202
Moultrie	Moultrie County Health Dept.	Ms. Angie Hogan	217-728-4114
Ogle	Ogle Co. Solid Waste Management Dept.	Mr. Steve Rypkema	815-732-4020
Peoria	County of Peoria	Ms. Karen Raithe	309-672-6932
Perry	Perry County Government Building	Mr. Danny Wildermuth	618-357-5144
Piatt	Piatt County Courthouse	Mr. Robert H. Scheffer	217-762-7009
Pike	Pike County Cooperative Extension Service	Ms. Marianne M. Adams	217-285-5543
Pope	Pope County Courthouse	Mr. Larry Richards	618-683-8101
Pulaski	Southern Five Regional Planning Commission	Ms. Susan Snow	618-634-2284
Putnam	Three County Recycling Program	Ms. Cassie Jeffery	815-875-3396
Randolph	Monroe-Randolph Bi-County Health Department	Mr. Mike Springston	618-443-4127
Richland	Ambraw Valley Solid Waste Management Agency	Mr. Richard A. (Dick) Ralston	618-544-7045
Rock Island	Rock Island County Solid Waste Mgt. Agency (RICWMA)	Mr. Mike Boesen	309-793-6300/309-788-8925
Saline	Egyptian Health Department	Mr. Danny January	618-272-4691
Sangamon	Sangamon County Department of Public Health	Ms. Natalie Albers	217-535-3100
Schuyler	Two Rivers Regional Council of Public Officials	Ms. Victoria Hayden	217-224-8171 Ext. 309
Scott	Two Rivers Regional Council of Public Officials	Ms. Victoria Hayden	217-224-8171 Ext. 309
Shelby	Shelby County SW Committee	Mr. Rich Reynolds	217-774-4534
St. Clair	St. Clair County Health Department	Ms. Karen M. Stokes	618-233-7769
Stark	Three County Recycling Program	Ms. Cassie Jeffery	815-875-3396
Stephenson	Stephenson County	Mr. Chris L. Isbell	815-235-7497
Tazewell	Tazewell County Health Department	Mr. Ray Corey	309-925-5511
Union	Southern Five Regional Planning Commission	Ms. Susan Snow	618-634-2284
Vermilion	Vermilion County Health Department	Ms. Lynn Wolgamot	217-431-2662 Ext. 249
Wabash	Wabash County Health Department	Ms. Marina Sample	618-263-3873
Warren	Western Illinois Regional Council	Mr. Chad Braatz	309-837-3941
Washington	Washington County Health Department	Ms. Jamie Guyman	618-327-3644
Wayne	Wayne County Health Department	Mr. Clark Griffith	618-842-5166
White	Egyptian Health Department	Mr. Danny January	618-272-4691
Whiteside	Whiteside County Public Works Dept.	Mr. Peter A. Petrowsky	815-772-7651
Will	Will Co. Land Use Dept.	Mr. Dean Olson	815-774-7891
Williamson	Williamson County Courthouse	Ms. Sandra Jent	618-997-1301 Ext. 100
Winnebago	Winnebago County Administration Building	Mr. Steve Chapman	815-987-2590 or 987-3068
Woodford	Association for the Developmentally Disabled	Mr. Robert L. Harbin Jr.	309-467-3015

**Adoption Dates
And Updates for
Solid Waste
Management Plans
Alphabetic by County**

County	Organization	Original Plan		Five Year Plan Update	
		Adopted	Readopted	Completed	Due Date
Adams	Adams County Health Department	1-13-93	8-10-93	No	8-10-98
Alexander	Southern Five Regional Planning Commission	4-20-94	9-20-94	No	9-20-99
Bond	Bond County Health Department	2-7-95	1-2-96	2-7-01	1-2-01
Boone	Boone County Government	2-23-95		12-10-01	2-23-00
Brown	Two Rivers Regional Council of Public Officials	2-14-95	9-11-95	9-8-00	9-11-00
Bureau	Bureau County Courthouse	6-13-95		6-13-00	6-13-00
Calhoun	Calhoun County	6-6-96		4-5-01	6-6-01
Carroll	JoDaviess/Carroll County Solid Waste Agency	2-16-95		2-16-00	2-16-00
Cass	Two Rivers Regional Council of Public Officials	2-27-95	9-11-95	9-8-00	9-11-00
Champaign	Champaign County Administrator's Office	2-19-91		11-19-96	2-19-96
Christian	Christian Co. Solid Waste Management Dept.	7-12-94	10-11-94	10-12-00	10-11-99
Clark	Clark County Health Department	7-12-96		1-11-02	7-12-01
Clay	Clay County Health Department	7-9-96		Yes	7-9-01
Clinton	Clinton County Health Department	3-20-95	1-15-96	8-1-01	1-15-01
Coles	Coles Co. Reg. Planning and Devel. Commission	7-9-96		No	7-9-01
Cook	Cook Co. Dept. of Environmental Control	5-7-95		10-6-00	5-7-00
	Chicago Department of Streets and Sanitation	3-25-92		12-1-97	3-25-97
	South Suburban Mayors and Managers Assoc.	5-2-91		N/A	N/A
	Solid Waste Agency of Northern Cook County	4-10-91		N/A	N/A
	West Cook County Solid Waste Agency	6-18-92	9-17-92	5-3-00	6-18-97
Crawford	Ambraw Valley Solid Waste Management Agency	1-13-95	10-13-95	10-6-00	10-13-00
Cumberland	Cumberland County Health Department	7-9-96		No	7-9-01
DeKalb	DeKalb County Health Department	3-15-95		4-19-00	3-15-00
DeWitt	DeWitt County Courthouse	1-12-95	9-14-95	5-17-01	9-14-00
Douglas	Douglas County Health Department	1-17-95	9-20-95	1-17-01	9-20-00
DuPage	DuPage County Public Works	2-26-91		11-12-96	2-26-96
Edgar	Edgar County Health Dept.	7-17-96		No	7-17-01
Edwards	Edwards County Courthouse	6-3-96		5-29-01	6-3-01
Effingham	Effingham County Health Department	12-19-94		12-22-99	12-19-99
Fayette	Fayette County Health Department	12-13-94		12-3-99	12-13-99
Ford	Ford County Board Member	1-17-95	9-12-95	No	9-12-00
Franklin	Franklin County Courthouse, Public Square	8-20-95		11-20-01	8-20-00
Fulton	Fulton County Health Department	7-9-96		7-13-01	7-9-01
Gallatin	Egyptian Health Department	7-13-95		11-9-00	7-13-00
Greene	Jersey County Courthouse	6-12-96		12-6-01	6-12-01
Grundy	Grundy County Office of Solid Waste Mgt.	11-10-92	6-15-93	6-9-98	6-15-98
Hamilton	Hamilton County Courthouse	No	No	No	No
Hancock	Hancock County Courthouse	7-17-91		No	7-17-96
Hardin	Hardin County Courthouse	4-20-94	9-6-94	3-17-99	9-6-99
Henderson	Henderson County Courthouse	9-13-94		4-4-00	9-13-99
Henry	Henry County Zoning/Building Office	10-13-92		5-12-98	10-13-97
Iroquois	Iroquois County Administrative Center	12-10-91		4-8-97	12-10-96
Jackson	Jackson County Health Department	8-14-96		8-8-01	8-14-01
Jasper	Jasper County Highway Department	12-14-94		10-5-99	12-14-99
Jefferson	Jefferson County Health Department	8-12-96		12-10-01	8-12-01
Jersey	Jersey County Courthouse	6-11-96		No	6-11-01
JoDaviess	JoDaviess/Carroll County Solid Waste Agency	2-14-95		2-16-00	2-14-00
Johnson	Southern Five Regional Planning Commission	4-20-94	9-9-94	No	9-9-99
Kane	Kane County Dept. of Environmental Mgt.	11-10-92		3-10-98	11-10-97
Kankakee	Kankakee County RPC	10-12-93	8-8-95	8-1-00	8-8-00
Kendall	Kendall County	5-16-95		7-00	5-16-00
Knox	Knox County Landfill Department	6-19-96		11-21-01	6-19-01
Lake	Solid Waste Agency of Lake County	9-12-89	9-1-91	9-13-94	9-1-96

County	Organization	Original Plan		Five Year Plan Update	
		Adopted	Readopted	Completed	Due Date
LaSalle	LaSalle County Environmental Services and Development	11-7-91		11-7-96	11-7-96
Lawrence	Ambrav Valley Solid Waste Management Agency	1-11-95	10-11-95	10-6-00	10-11-00
Lee	Lee County	8-18-93	9-18-93	10-20-98	9-18-98
Livingston	Livingston County Zoning Department	11-8-94		10-14-99	11-8-99
Logan	Logan County Joint Solid Waste Agency	1-17-95	9-19-95	9-19-00	9-19-00
Macon	Macon County Solid Waste Management Dept.	2-13-91		4-11-96	2-13-96
Macoupin	Macoupin County	6-10-96		5-14-02	6-10-01
Madison	Madison County Planning and Development	6-20-90	4-29-91	4-29-96	4-29-96
Marion	Marion County Courthouse	12-13-94		8-14-01	12-13-99
Marshall	Three County Recycling Program	6-8-95		6-8-00	6-8-00
Mason	Two Rivers Regional Council of Public Officials	2-14-95	10-10-95	9-8-00	10-10-00
Massac	Southern Five Regional Planning Commission	4-20-94	9-6-94	12-10-01	9-6-99
McDonough	Western Illinois Regional Council	2-14-95		4-12-00	2-14-00
McHenry	McHenry Co. Dept. of Planning and Development	8-20-91		11-18-97	8-20-96
McLean	Ecology Action Center	10-15-91	10-20-92	12-16-97	10-20-97
Menard	Menard County Health Department	2-28-95		3-6-00	2-28-00
Mercer	Western Illinois Regional Council	2-15-95		5-9-00	2-15-00
Monroe	Monroe-Randolph Bi-County Health Department	6-20-90	4-29-91	7-16-96	4-29-96
Montgomery	Montgomery Co. Coordinated Services Office	6-11-96		1-9-02	6-11-01
Morgan	Morgan County Courthouse	2-14-95	9-25-95	9-25-00	9-25-00
Moultrie	Moultrie County Health Dept.	7-9-96		No	7-9-01
Ogle	Ogle Co. Solid Waste Management Dept.	11-17-92	6-15-93	6-16-98	6-15-98
Peoria	County of Peoria	5-13-91	6-11-91	5-3-96	6-11-96
Perry	Perry County Government Building	8-27-96		11-27-01	8-27-01
Piatt	Piatt County Courthouse	1-17-95	9-19-95	No	9-19-00
Pike	Pike County Cooperative Extension Service	2-17-95	9-26-95	9-8-00	9-26-00
Pope	Pope County Courthouse	4-20-94	9-6-94	5-25-01	9-6-99
Pulaski	Southern Five Regional Planning Commission	4-20-94	9-6-94	No	9-6-99
Putnam	Three County Recycling Program	6-12-95		6-12-00	6-12-00
Randolph	Monroe-Randolph Bi-County Health Department	2-27-95	1-16-96	10-25-01	1-16-01
Richland	Ambrav Valley Solid Waste Management Agency	1-10-95	10-10-95	10-6-00	10-10-00
Rock Island	Rock Island County Solid Waste Mgt. Agency (RICWMA)	2-19-91		1-23-96	2-19-96
Saline	Egyptian Health Department	7-20-95		10-19-00	7-20-00
Sangamon	Sangamon County Department of Public Health	2-5-91	7-9-91	8-13-96	7-9-96
Schuyler	Two Rivers Regional Council of Public Officials	2-13-95	9-11-95	9-8-00	9-11-00
Scott	Two Rivers Regional Council of Public Officials	2-6-95	9-18-95	9-8-00	9-18-00
Shelby	Shelby County SW Committee	7-10-96		No	7-10-01
St. Clair	St. Clair County Health Department	6-20-90	4-29-91	4-29-96	4-29-96
Stark	Three County Recycling Program	6-13-95		6-13-00	6-13-00
Stephenson	Stephenson County	11-9-94		10-12-99	11-9-99
Tazewell	Tazewell County Health Department	3-27-91	8-28-91	8-28-96	8-28-96
Union	Southern Five Regional Planning Commission	4-20-94	9-7-94	9-20-99	9-7-99
Vermilion	Vermilion County Health Department	11-15-94		10-12-99	11-15-99
Wabash	Wabash County Health Department	6-3-96		6-18-01	6-3-01
Warren	Western Illinois Regional Council	3-6-95		4-12-00	3-6-00
Washington	Washington County Health Department	3-14-95	3-5-96	5-13-01	3-5-01
Wayne	Wayne County Health Department	6-13-96		6-12-01	6-13-01
White	Egyptian Health Department	7-19-95		11-14-00	7-19-00
Whiteside	Whiteside County Public Works Dept.	9-18-91		11-19-96	9-18-96
Will	Will Co. Land Use Dept.	1-17-91		11-16-95	1-17-96
Williamson	Williamson County Courthouse	8-29-96		No	8-29-01
Winnebago	Winnebago County Administration Building	2-28-91		2-22-96	2-28-96
Woodford	Association for the Developmentally Disabled	7-12-94	11-14-95	12-12-00	11-14-00

County	Organization	Five Year Plan Update		Ten Year Plan Update	
		Completed	Due Date	Completed	Due Date
Adams	Adams County Health Department	No	8-10-98	No	8-10-03
Alexander	Southern Five Regional Planning Commission	No	9-20-99		9-20-04
Bond	Bond County Health Department	2-7-01	1-2-01		2-7-06
Boone	Boone County Government	12-10-01	2-23-00		12-10-06
Brown	Two Rivers Regional Council of Public Officials	9-8-00	9-11-00		9-8-05
Bureau	Bureau County Courthouse	6-13-00	6-13-00		6-13-05
Calhoun	Calhoun County	4-5-01	6-6-01		4-5-06
Carroll	JoDaviess/Carroll County Solid Waste Agency	2-16-00	2-16-00		2-16-05
Cass	Two Rivers Regional Council of Public Officials	9-8-00	9-11-00		9-8-05
Champaign	Champaign County Administrator's Office	11-19-96	2-19-96	1-23-02	11-19-01
Christian	Christian Co. Solid Waste Management Dept.	10-12-00	10-11-99		10-12-05
Clark	Clark County Health Department	1-11-02	7-12-01		1-11-07
Clay	Clay County Health Department	Yes	7-9-01		
Clinton	Clinton County Health Department	8-1-01	1-15-01		8-1-06
Coles	Coles Co. Reg. Planning and Devel. Commission	No	7-9-01		7-9-06
Cook	Cook Co. Dept. of Environmental Control	10-6-00	5-7-00		10-6-05
	Chicago Department of Streets and Sanitation	12-1-97	3-25-97		12-1-02
	South Suburban Mayors and Managers Assoc.	N/A	N/A		N/A
	Solid Waste Agency of Northern Cook County	N/A	N/A		N/A
	West Cook County Solid Waste Agency	5-3-00	6-18-97		5-3-05
Crawford	Ambraw Valley Solid Waste Management Agency	10-6-00	10-13-00		10-6-05
Cumberland	Cumberland County Health Department	No	7-9-01		7-9-06
DeKalb	DeKalb County Health Department	4-19-00	3-15-00		4-19-05
DeWitt	DeWitt County Courthouse	5-17-01	9-14-00		5-17-06
Douglas	Douglas County Health Department	1-17-01	9-20-00		1-17-06
DuPage	DuPage County Public Works	11-12-96	2-26-96	4-23-02	11-12-01
Edgar	Edgar County Health Dept.	No	7-17-01		7-17-06
Edwards	Edwards County Courthouse	5-29-01	6-3-01		5-29-06
Effingham	Effingham County Health Department	12-22-99	12-19-99		12-22-04
Fayette	Fayette County Health Department	12-3-99	12-13-99		12-13-04
Ford	Ford County Board Member	No	9-12-00		9-12-05
Franklin	Franklin County Courthouse, Public Square	11-20-01	8-20-00		11-20-06
Fulton	Fulton County Health Department	7-13-01	7-9-01		7-13-06
Gallatin	Egyptian Health Department	11-9-00	7-13-00		11-9-05
Greene	Jersey County Courthouse	12-6-01	6-12-01		12-6-06
Grundy	Grundy County Office of Solid Waste Mgt.	6-9-98	6-15-98	Yes	6-9-03
Hamilton	Hamilton County Courthouse	No	No	No	No
Hancock	Hancock County Courthouse	No	7-17-96	No	7-17-01
Hardin	Hardin County Courthouse	3-17-99	9-6-99		3-17-04
Henderson	Henderson County Courthouse	4-4-00	9-13-99		4-4-05
Henry	Henry County Zoning/Building Office	5-12-98	10-13-97	No	5-12-03
Iroquois	Iroquois County Administrative Center	4-8-97	12-10-96	09-10-02	4-8-02
Jackson	Jackson County Health Department	8-8-01	8-14-01		8-8-06
Jasper	Jasper County Highway Department	10-5-99	12-14-99		10-5-04
Jefferson	Jefferson County Health Department	12-10-01	8-12-01		12-10-06
Jersey	Jersey County Courthouse	No	6-11-01		6-11-06
JoDaviess	JoDaviess/Carroll County Solid Waste Agency	2-16-00	2-14-00		2-16-05
Johnson	Southern Five Regional Planning Commission	No	9-9-99		9-9-04
Kane	Kane County Dept. of Environmental Mgt.	3-10-98	11-10-97	No	3-10-03
Kankakee	Kankakee County RPC	8-1-00	8-8-00		8-1-05
Kendall	Kendall County	7-00	5-16-00		7-05
Knox	Knox County Landfill Department	11-21-01	6-19-01		11-21-06
Lake	Solid Waste Agency of Lake County	9-13-94	9-1-96	9-14-99	9-13-99

County	Organization	Five Year Plan Update		Ten Year Plan Update	
		Completed	Due Date	Completed	Due Date
LaSalle	LaSalle County Environmental Services and Development	11-7-96	11-7-96	10-29-01	11-7-01
Lawrence	Ambrav Valley Solid Waste Management Agency	10-6-00	10-11-00		10-6-05
Lee	Lee County	10-20-98	9-18-98		10-20-03
Livingston	Livingston County Zoning Department	10-14-99	11-8-99		10-14-04
Logan	Logan County Joint Solid Waste Agency	9-19-00	9-19-00		9-19-05
Macon	Macon County Solid Waste Management Dept.	4-11-96	2-13-96	No	4-11-01
Macoupin	Macoupin County	5-14-02	6-10-01		5-14-07
Madison	Madison County Planning and Development	4-29-96	4-29-96	5-16-01	4-29-01
Marion	Marion County Courthouse	8-14-01	12-13-99		8-14-06
Marshall	Three County Recycling Program	6-8-00	6-8-00		6-8-05
Mason	Two Rivers Regional Council of Public Officials	9-8-00	10-10-00		9-8-05
Massac	Southern Five Regional Planning Commission	12-10-01	9-6-99		12-10-06
McDonough	Western Illinois Regional Council	4-12-00	2-14-00		4-12-05
McHenry	McHenry Co. Dept. of Planning and Development	11-18-97	8-20-96	09-03-02	11-18-02
McLean	Ecology Action Center	12-16-97	10-20-97	Yes	12-16-02
Menard	Menard County Health Department	3-6-00	2-28-00		3-6-05
Mercer	Western Illinois Regional Council	5-9-00	2-15-00		5-9-05
Monroe	Monroe-Randolph Bi-County Health Department	7-16-96	4-29-96	5-23-01	7-16-01
Montgomery	Montgomery Co. Coordinated Services Office	1-9-02	6-11-01		1-9-07
Morgan	Morgan County Courthouse	9-25-00	9-25-00		9-25-05
Moultrie	Moultrie County Health Dept.	No	7-9-01		7-9-06
Ogle	Ogle Co. Solid Waste Management Dept.	6-16-98	6-15-98	Yes	6-16-03
Peoria	County of Peoria	5-3-96	6-11-96	4-12-01	5-3-01
Perry	Perry County Government Building	11-27-01	8-27-01		11-27-06
Piatt	Piatt County Courthouse	No	9-19-00		9-19-05
Pike	Pike County Cooperative Extension Service	9-8-00	9-26-00		9-8-05
Pope	Pope County Courthouse	5-25-01	9-6-99		5-25-06
Pulaski	Southern Five Regional Planning Commission	No	9-6-99		9-6-04
Putnam	Three County Recycling Program	6-12-00	6-12-00		6-12-05
Randolph	Monroe-Randolph Bi-County Health Department	10-25-01	1-16-01		10-25-06
Richland	Ambrav Valley Solid Waste Management Agency	10-6-00	10-10-00		10-6-05
Rock Island	Rock Island County Solid Waste Mgt. Agency (RICWMA)	1-23-96	2-19-96	3-20-01	1-23-01
Saline	Egyptian Health Department	10-19-00	7-20-00		10-19-05
Sangamon	Sangamon County Department of Public Health	8-13-96	7-9-96	11-13-01	8-13-01
Schuyler	Two Rivers Regional Council of Public Officials	9-8-00	9-11-00		9-8-05
Scott	Two Rivers Regional Council of Public Officials	9-8-00	9-18-00		9-8-05
Shelby	Shelby County SW Committee	No	7-10-01		7-10-06
St. Clair	St. Clair County Health Department	4-29-96	4-29-96	1-28-02	4-29-01
Stark	Three County Recycling Program	6-13-00	6-13-00		6-13-05
Stephenson	Stephenson County	10-12-99	11-9-99		10-12-04
Tazewell	Tazewell County Health Department	8-28-96	8-28-96	6-27-01	8-28-01
Union	Southern Five Regional Planning Commission	9-20-99	9-7-99		9-20-04
Vermilion	Vermilion County Health Department	10-12-99	11-15-99		10-12-04
Wabash	Wabash County Health Department	6-18-01	6-3-01		6-18-06
Warren	Western Illinois Regional Council	4-12-00	3-6-00		4-12-05
Washington	Washington County Health Department	5-13-01	3-5-01		5-13-06
Wayne	Wayne County Health Department	6-12-01	6-13-01		6-12-06
White	Egyptian Health Department	11-14-00	7-19-00		11-14-05
Whiteside	Whiteside County Public Works Dept.	11-19-96	9-18-96	11-1-01	11-19-01
Will	Will Co. Land Use Dept.	11-16-95	1-17-96	11-15-01	11-16-00
Williamson	Williamson County Courthouse	No	8-29-01		8-29-06
Winnebago	Winnebago County Administration Building	2-22-96	2-28-96	2-22-01	2-22-01
Woodford	Association for the Developmentally Disabled	12-12-00	11-14-00		12-12-05

County	Organization	Ten Year Plan Update		Fifteen Year Plan Update	
		Completed	Due Date	Completed	Due Date
Adams	Adams County Health Department	No	8-10-03		
Alexander	Southern Five Regional Planning Commission		9-20-04		
Bond	Bond County Health Department		2-7-06		
Brown	Two Rivers Regional Council of Public Officials		9-8-05		
Bureau	Bureau County Courthouse		6-13-05		
Calhoun	Calhoun County		4-5-06		
Carroll	JoDaviess/Carroll County Solid Waste Agency		2-16-05		
Cass	Two Rivers Regional Council of Public Officials		9-8-05		
Champaign	Champaign County Administrator's Office	1-23-02	11-19-01		1-23-07
Christian	Christian Co. Solid Waste Management Dept.		10-12-05		
Clark	Clark County Health Department		1-11-07		
Clay	Clay County Health Department				
Clinton	Clinton County Health Department		8-1-06		
Coles	Coles Co. Reg. Planning and Devel. Commission		7-9-06		
Cook	Cook Co. Dept. of Environmental Control		10-6-05		
	Chicago Department of Streets and Sanitation		12-1-02		
	South Suburban Mayors and Managers Assoc.		N/A		
	Solid Waste Agency of Northern Cook County		N/A		
	West Cook County Solid Waste Agency		5-3-05		
Crawford	Ambraw Valley Solid Waste Management Agency		10-6-05		
Cumberland	Cumberland County Health Department		7-9-06		
DeKalb	DeKalb County Health Department		4-19-05		
DeWitt	DeWitt County Courthouse		5-17-06		
Douglas	Douglas County Health Department		1-17-06		
DuPage	DuPage County Public Works	4-23-02	11-12-01		4-23-07
Edgar	Edgar County Health Dept.		7-17-06		
Edwards	Edwards County Courthouse		5-29-06		
Effingham	Effingham County Health Department		12-22-04		
Fayette	Fayette County Health Department		12-13-04		
Ford	Ford County Board Member		9-12-05		
Franklin	Franklin County Courthouse, Public Square		11-20-06		
Fulton	Fulton County Health Department		7-13-06		
Gallatin	Egyptian Health Department		11-9-05		
Greene	Jersey County Courthouse		12-6-06		
Grundy	Grundy County Office of Solid Waste Mgt.	Yes	6-9-03		
Hamilton	Hamilton County Courthouse	No	No		
Hancock	Hancock County Courthouse	No	7-17-01		
Hardin	Hardin County Courthouse		3-17-04		
Henderson	Henderson County Courthouse		4-4-05		
Henry	Henry County Zoning/Building Office	No	5-12-03		
Iroquois	Iroquois County Administrative Center	09-10-02	4-8-02		9-10-07
Jackson	Jackson County Health Department		8-8-06		
Jasper	Jasper County Highway Department		10-5-04		
Jefferson	Jefferson County Health Department		12-10-06		
Jersey	Jersey County Courthouse		6-11-06		
JoDaviess	JoDaviess/Carroll County Solid Waste Agency		2-16-05		
Johnson	Southern Five Regional Planning Commission		9-9-04		
Kane	Kane County Dept. of Environmental Mgt.	No	3-10-03		
Kankakee	Kankakee County RPC		8-1-05		
Kendall	Kendall County		7-05		
Knox	Knox County Landfill Department		11-21-06		
Lake	Solid Waste Agency of Lake County	9-14-99	9-13-99		9-14-04
LaSalle	LaSalle County Environmental Services and Development	10-29-01	11-7-01		10-29-06

County	Organization	Ten Year Plan Update		Fifteen Year Plan Update	
		Completed	Due Date	Completed	Due Date
Lawrence	Ambrav Valley Solid Waste Management Agency		10-6-05		
Lee	Lee County		10-20-03		
Livingston	Livingston County Zoning Department		10-14-04		
Logan	Logan County Joint Solid Waste Agency		9-19-05		
Macon	Macon County Solid Waste Management Dept.	No	4-11-01		
Macoupin	Macoupin County		5-14-07		
Madison	Madison County Planning and Development	5-16-01	4-29-01		5-16-06
Marion	Marion County Courthouse		8-14-06		
Marshall	Three County Recycling Program		6-8-05		
Mason	Two Rivers Regional Council of Public Officials		9-8-05		
Massac	Southern Five Regional Planning Commission		12-10-06		
McDonough	Western Illinois Regional Council		4-12-05		
McHenry	McHenry Co. Dept. of Planning and Development	09-03-02	11-18-02		9-3-07
McLean	Ecology Action Center	Yes	12-16-02		
Menard	Menard County Health Department		3-6-05		
Mercer	Western Illinois Regional Council		5-9-05		
Monroe	Monroe-Randolph Bi-County Health Department	5-23-01	7-16-01		5-23-06
Montgomery	Montgomery Co. Coordinated Services Office		1-9-07		
Morgan	Morgan County Courthouse		9-25-05		
Moultrie	Moultrie County Health Dept.		7-9-06		
Ogle	Ogle Co. Solid Waste Management Dept.	Yes	6-16-03		
Peoria	County of Peoria	4-12-01	5-3-01		4-12-06
Perry	Perry County Government Building		11-27-06		
Piatt	Piatt County Courthouse		9-19-05		
Pike	Pike County Cooperative Extension Service		9-8-05		
Pope	Pope County Courthouse		5-25-06		
Pulaski	Southern Five Regional Planning Commission		9-6-04		
Putnam	Three County Recycling Program		6-12-05		
Randolph	Monroe-Randolph Bi-County Health Department		10-25-06		
Richland	Ambrav Valley Solid Waste Management Agency		10-6-05		
Rock Island	Rock Island County Solid Waste Mgt. Agency (RICWMA)	3-20-01	1-23-01		3-20-06
Saline	Egyptian Health Department		10-19-05		
Sangamon	Sangamon County Department of Public Health	11-13-01	8-13-01		11-13-06
Schuyler	Two Rivers Regional Council of Public Officials		9-8-05		
Scott	Two Rivers Regional Council of Public Officials		9-8-05		
Shelby	Shelby County SW Committee		7-10-06		
St. Clair	St. Clair County Health Department	1-28-02	4-29-01		1-28-07
Stark	Three County Recycling Program		6-13-05		
Stephenson	Stephenson County		10-12-04		
Tazewell	Tazewell County Health Department	6-27-01	8-28-01		6-27-06
Union	Southern Five Regional Planning Commission		9-20-04		
Vermilion	Vermilion County Health Department		10-12-04		
Wabash	Wabash County Health Department		6-18-06		
Warren	Western Illinois Regional Council		4-12-05		
Washington	Washington County Health Department		5-13-06		
Wayne	Wayne County Health Department		6-12-06		
White	Egyptian Health Department		11-14-05		
Whiteside	Whiteside County Public Works Dept.	11-1-01	11-19-01		11-1-06
Will	Will Co. Land Use Dept.	11-15-01	11-16-00		11-15-06
Williamson	Williamson County Courthouse		8-29-06		
Winnebago	Winnebago County Administration Building	2-22-01	2-22-01		2-22-06
Woodford	Association for the Developmentally Disabled		12-12-05		

**Municipal Waste
Generation and Recycling
Alphabetic by County**

County	County Seat	Estimated Population	Waste Generated			Waste Recycled		
			Latest Data	Tons	PCD	Latest Data	Tons	Percent
Adams	Quincy	68,277	2001	74,763	6.0	2001	19,438	26.0
Alexander	Cairo	9,590	2001	10,151	5.8	2001	463	4.6
Bond	Greenville	17,070	2002	6,577	2.1	2002	2,602	39.6
Boone	Belvidere	41,786	2000	32,029	4.2	2000	8,802	27.5
Brown ¹	Mt. Sterling	6,345	1994	2,965	2.6	1994	90	3.0
Bureau	Princeton	35,503	2002	22,030	3.4	2002	2,678	12.2
Calhoun	Hardin	4,960	1996	2,879	3.2	1996	36	1.3
Carroll ¹	Mount Carroll	16,941	1998	10,231	3.3	1998	2,194	21.4
Cass ¹	Virginia	13,223	1993	7,245	3.0	1993	117	1.6
Champaign	Urbana	168,473	1995	194,569	6.3	1995	43,948	22.6
Christian	Taylorville	35,372	2002	23,187	3.6	2002	10,160	43.8
Clark	Marshall	17,572	2002	19,121	6.0	2002	1,544	8.1
Clay	Louisville	14,450	1994	12,778	4.8	1994	2,989	23.4
Clinton	Carlyle	34,777	1998	17,215	2.7	1998	3,000	17.4
Coles	Charleston	51,312	1994	68,300	7.3	1992	5,010	7.3
Cook	Chicago	620,000	1997	678,900	6.0	1998	175,400	25.8
Cook (City of Chicago) ^{1 & 2}	Chicago	2,802,079	2002	4,845,107	9.5	2002	2,146,322	44.3
Cook (SSMMA)	Chicago	616,886	2002	557,285	5.0	2002	112,857	20.3
Cook (SWANCC)	Chicago	755,177	2002	1,102,558	8.0	2002	393,680	35.7
Cook (WCCSWA) ¹	Chicago	566,948	2002	275,616	2.7	2002	75,262	27.3
Crawford	Robinson	20,452	2002	17,169	4.6	2002	2,900	16.9
Cumberland	Toledo	11,172	1994	12,860	6.3	1992	1,035	8.0
DeKalb	Sycamore	89,743	2002	120,975	7.4	2002	72,327	59.8
DeWitt	Clinton	16,516	2002	11,303	3.7	2002	999	8.8
Douglas	Tuscola	19,922	2002	13,082	3.6	2002	538	4.1
DuPage ⁴	Wheaton	892,547	1996	926,895	5.7	2000	137,000	14.8
Edgar	Paris	19,905	1994	22,339	6.1	1992	1,091	4.9
Edwards	Albion	6,950	2002	7,823	6.2	2002	2,735	35.0
Effingham	Effingham	33,700	2002	18,451	3.0	2002	4,925	26.7
Fayette	Vandalia	21,604	1994	19,657	5.0	1994	4,158	21.2
Ford	Paxton	14,049	1997	7,948	3.1	1997	468	5.9
Franklin ^{1 & 2}	Benton	40,679	2002	30,841	4.2	2002	4,720	15.3
Fulton	Lewiston	38,250	2002	28,189	4.0	2002	4,516	16.0
Gallatin	Shawneetown	6,909	1999	7,427	5.9	1999	3	.0
Greene	Carrollton	14,573	2001	10,904	4.1	2001	211	1.9
Grundy ¹	Morris	38,000	2002	44,549	6.4	2002	9,666	21.7
Hamilton ⁵	McLeansboro	8,621	N/A		.0	N/A		.0
Hancock	Carthage	21,146	1988	15,602	4.0	1988	280	1.8
Hardin	Elizabethtown	5,189	1998	5,487	5.8	1994	226	4.1
Henderson ^{1 & 2}	Oquawka	8,213	2002	7,494	5.0	2002	2,128	28.4
Henry ^{1 & 2}	Cambridge	51,020	2002	32,589	3.5	2002	2,561	7.9
Iroquois	Watseka	30,787	2002	28,093	5.0	2002	3,669	13.1
Jackson ^{1 & 2}	Murphysboro	59,612	2002	59,051	5.4	2002	14,199	24.0
Jasper	Newton	10,117	2002	3,323	1.8	2002	245	7.4
Jefferson	Mt. Vernon	38,966	1999	36,800	5.2	1999	9,680	26.3
Jersey	Jerseyville	21,832	2001	19,921	5.0	2001	1,188	6.0
JoDaviess ¹	Galena	21,678	1998	12,697	3.2	1998	1,425	11.2
Johnson	Vienna	12,878	2001	12,926	5.5	2001	484	3.7
Kane ^{1 & 2}	Geneva	380,801	2002	612,915	8.8	2002	262,737	42.9
Kankakee	Kankakee	104,122	2001	129,215	6.8	2001	64,995	50.3
Kendall ¹	Yorkville	55,500	2002	63,657	6.3	2002	23,380	36.7
Knox ^{1 & 2}	Galesburg	56,400	2002	49,870	4.8	2002	12,300	24.7
Lake ¹	Waukegan	674,850	2002	874,437	7.1	2002	376,452	43.1
LaSalle	Ottawa	110,000	202	133,341	6.6	2002	36,051	27.0
Lawrence	Lawrenceville	15,452	2002	12,972	4.6	2002	1,000	7.7
Lee	Dixon	36,062	2001	32,906	5.0	1996	8,029	24.4

County	County Seat	Estimated Population	Waste Generated			Waste Recycled		
			Latest Data	Tons	PCD	Latest Data	Tons	Percent
Livingston	Pontiac	39,678	2002	46,344	6.4	2002	8,800	19.0
Logan ^{1 & 2}	Lincoln	31,183	2002	20,500	3.6	2002	5,000	24.4
Macon	Decatur	114,706	2002	119,323	5.7	2002	36,869	30.9
Macoupin	Carlinville	49,019	2002	18,786	2.1	2002	3,243	17.3
Madison ¹	Edwardsville	258,941	2002	357,741	7.6	2002	109,294	30.6
Marion	Salem	40,500	2001	39,912	5.4	2001	6,840	17.1
Marshall ¹	Lacon	13,180	2001	9,621	4.0	2001	1,916	19.9
Mason ¹	Havana	16,885	1994	9,193	3.0	1994	242	2.6
Massac	Metropolis	15,161	2001	15,218	5.5	2001	642	4.2
McDonough ¹	Macomb	32,913	2002	8,429	1.4	2002	2,934	34.8
McHenry ¹	Woodstock	281,165	2002	320,981	6.3	2002	108,373	33.8
McLean	Bloomington	151,878	2002	231,474	8.4	2002	67,796	29.3
Menard	Petersburg	12,345	1992	6,485	2.9	1992	103	1.6
Mercer ¹	Aledo	16,957	2002	2,743	.9	2002	663	24.2
Monroe	Waterloo	27,652	2001	17,662	3.5	2001	2,013	11.4
Montgomery	Hillsboro	30,652	2001	17,436	3.1	2001	4,039	23.2
Morgan	Jacksonville	36,056	1998	28,295	4.3	1998	6,547	23.1
Moultrie	Sullivan	14,433	1994	16,526	6.3	1992	1,351	8.2
Ogle	Oregon	52,129	2002	39,957	4.2	2002	13,260	33.2
Peoria ²	Peoria	183,443	2002	325,445	9.7	2002	100,716	30.9
Perry	Pinckneyville	21,368	1995	16,430	4.2	1995	1,847	11.2
Piatt	Monticello	16,369	2002	8,595	2.9	2002	397	4.6
Pike ¹	Pittsfield	17,287	1994	9,709	3.1	1994	293	3.0
Pope	Golconda	4,681	1994	6,826	8.0	1994	191	2.8
Pulaski	Mound City	7,348	2001	7,644	5.7	2001	328	4.3
Putnam ¹	Hennepin	6,086	2001	4,332	3.9	2001	437	10.1
Randolph	Chester	33,893	2001	26,598	4.3	2001	2,624	9.9
Richland	Olney	16,149	2002	13,557	4.6	2002	1,903	14.0
Rock Island	Rock Island	149,374	2002	220,812	8.1	2002	58,890	26.7
Saline	Harrisburg	26,551	1999	24,422	5.0	1999	2,441	10.0
Sangamon	Springfield	188,951	2002	404,081	11.7	2002	111,311	27.5
Schuyler ¹	Rushville	7,625	1994	4,217	3.0	1994	112	2.7
Scott ¹	Winchester	5,591	1994	3,192	3.1	1993	85	2.7
Shelby	Shelbyville	22,893	2000	25,903	6.2	1992	2,159	8.3
St. Clair	Belleville	256,082	2002	140,205	3.0	2002	56,847	40.5
Stark ¹	Toulon	6,332	2001	3,467	3.0	2001	394	11.4
Stephenson	Freeport	48,052	1998	37,616	4.3	1998	1,244	3.3
Tazewell	Pekin	128,521	2002	148,936	6.3	2002	39,557	26.6
Union	Jonesboro	18,293	2001	18,362	5.5	2001	766	4.2
Vermilion	Danville	83,319	2002	98,837	6.5	2002	13,044	13.2
Wabash	Mt. Carroll	12,731	1995	14,518	6.2	1995	2,955	20.4
Warren ¹	Monmouth	18,735	2002	7,145	2.1	2002	1,995	27.9
Washington	Nashville	15,149	1990	6,912	2.5	1990	60	.9
Wayne	Fairfield	17,151	2000	11,581	3.7	2000	1,479	12.8
White	Carmi	16,522	1999	15,770	5.2	1999	150	1.0
Whiteside	Morrison	60,186	2000	54,000	4.9	2000	15,694	29.1
Will ^{1 & 2}	Joliet	536,416	2002	619,828	6.3	2002	246,509	39.8
Williamson	Marion	61,163	1995	47,595	4.3	1995	4,465	9.4
Winnebago	Rockford	283,170	2002	329,709	6.4	2002	66,270	20.1
Woodford	Eureka	34,500	2001	38,407	6.1	2002	1,387	3.6
Total		12,444,322		15,428,491	6.8		5,191,388	33.6³

¹ Has residential recycling ordinance (29).

² Has commercial recycling ordinance (10).

³ Statewide weighted average.

⁴ Reported only residential recycling.

⁵ Did not adopt a plan, data unavailable.

REPORT DOCUMENTATION PAGE	1. REPORT NO. IEPA/BOL/03-014	2.	3. Recipient's Accession No.
4. Title and Subtitle Nonhazardous Solid Waste Management and Landfill Capacity in Illinois: 2002		5. Report Date October 2003	
7. Author(s) Ellen Robinson, Waste Reduction and Compliance Section		6.	
9. Performing Organization Name and Address Illinois Environmental Protection Agency Bureau of Land 1021 North Grand Ave. East, P.O. Box 19276 Springfield, Illinois 62794-9276		8. Performing Organization Rept. No.	
12. Sponsoring Organization name and Address Illinois Environmental Protection Agency Bureau of Land 1021 North Grand Ave. East, P.O. Box 19276 Springfield, Illinois 62794-9276		10. Project/Task/Work Unit No. IEPA/BOL/03-014	
		11. Contract (C) or Grant (G) No. (C) (G)	
15. Supplementary Notes		13. Type of Report & Period Covered Annual: 2002	
		14.	
16. Abstract (Limit 200 words)			
<p>This 16th annual report on municipal solid waste disposal and remaining landfill capacity is arranged by Illinois EPA administrative regions. Featured are specification pages describing the chief characteristics of 57 municipal solid waste landfills; their status (active, inactive, closed, under development); locations and hours of operation; tipping fees; quantities of wastes received in 2000, 2001 and 2002; remaining capacities on Jan. 1, 2002, and Jan. 1, 2003; solid waste management fees paid in 2002; names, addresses and phone numbers of landfill owners and operators. Quantities reported by landfills are given in gate cubic yards; as a convenience to the reader, those volumes are divided by 3.3 to provide rough equivalents in tons. The report also includes scaled-down specifications for 99 municipal solid waste transfer stations and 54 compost facilities.</p> <p>During 2002, 51 landfills reported receiving 54.6 million gate cubic yards of waste. This volume was two million gate cubic yards more than the total received during 2001, a 3.8 percent increase. As of Jan. 1, 2003, 51 landfills reported remaining capacities totaling 700.9 million gate cubic yards, or 16.8 million gate cubic yards less than on Jan. 1, 2002, a decline of 2.3 percent. Dividing wastes disposed during 2002 by capacity remaining on Jan. 1, 2003, suggests a landfill life expectancy in Illinois of 13 years, at current (2002) disposal rates, barring capacity adjustments, until capacity is depleted.</p>			
17. Document Analysis a. Descriptors municipal solid waste solid waste landfills solid waste transfer stations landscape waste compost facilities municipal waste planning and recycling			
b. Identifiers/Open-Ended Terms Illinois			
c. COSATI Field/Group			
18. Availability Statement Available from Illinois EPA or from NTIS	19. Security Class (This Report) Unclassified	21. No. of Pages 350	
	20. Security Class (This Page) Unclassified	22. Price Free	