

This document is formatted for double-sided printing. If it is printed single-sided, you will notice several blank pages.



Illinois  
Environmental  
Protection Agency

Bureau of Land  
1021 North Grand Avenue East  
P.O. Box 19276  
Springfield, IL 62794-9276


November 2002

---

IEPA/BOL/02-020

---

# Nonhazardous Solid Waste Management and Landfill Capacity in Illinois



## 2001 Annual Report

### Topics Covered

- Waste disposed in landfills, 1999-2001
- Specification pages for 57 landfills, 94 transfer stations and 56 compost sites
- Waste handled by transfer stations, 1999-2001
- Remaining disposal capacity as of Jan. 1, 2001 and Jan. 1, 2002
- Waste generated and recycled, 2001
- Waste composted, 1999-2001

This page intentionally left blank.

# Nonhazardous Solid Waste Management And Landfill Capacity In Illinois: 2001

Reporting period for waste disposal: Jan. 1 to Dec. 31, 2001  
Reporting date for landfill capacity: Jan. 1, 2002

This report has been prepared for the Governor of the State of Illinois and the General Assembly  
in accordance with Section 4 of the Illinois Solid Waste Management Act.

Illinois Environmental Protection Agency  
Bureau of Land  
Division of Land Pollution Control  
Waste Reduction and Compliance Section

1021 North Grand Ave. East  
P.O. Box 19276  
Springfield, IL 62794-9276

This page intentionally left blank.

## Additional Information

### How to Obtain Additional Information

To learn more about municipal solid waste landfills, transfer stations or compost facilities in Illinois, please call 217-785-8604, or write to:

Illinois Environmental Protection Agency  
Bureau of Land  
Waste Reduction and Compliance Section  
P.O. Box 19276  
Springfield, IL 62794-9276

Our Internet address is <http://www.epa.state.il.us>

When using courier services (UPS, Airborne, etc.), please use the following street address and zip code:

1021 North Grand Ave. East  
Springfield, IL 62702

### Acknowledgements

This document is produced by the Illinois Environmental Protection Agency, Renee Cipriano, Director, and is published by the Agency's Office of Public Information, Dennis McMurray, manager. The report is printed in the Agency's print shop. Many thanks go to Tom Davis and Rusty Downs who provided publishing advice to the Primary Editor. Maggie Carson and Hope Wright provided editing. Excellent organizational skills and typing was provided by Judy Brubaker, the Section's clerical support.

Illinois EPA Bureau of Land personnel contributed their time and expertise to the development of this publication. Primary Editor was Ellen Robinson of the Waste Reduction and Compliance Section. Much assistance with computer data calculation was provided by Darrel Watkins ensuring better data accuracy throughout the report. Assistance with compost site permitting and reporting was provided by Gary Cima and Joanie McMillan. Neelu Reddy of Remedial Project Management Section provided information about Illinois FIRST abandoned landfill program; and Jim Moore explained closure procedures.

The Agency also wishes to thank the 19 delegated counties, plus Ambraw Valley Solid Waste Agency and the City of Chicago who inspect and have first-hand knowledge of approximately 50 percent of the landfills, transfer stations and compost sites written about in this report. We welcome our newest delegated partner Saline County. Our seven regional offices and their regional managers are responsible for inspecting all Agency-permitted pollution control facilities.

## Photo Credits

- Cover Photo:** Photo of Litchfield-Hillsboro Landfill by Bill Gonet, Inspector, Montgomery County Coordinated Services Office, Hillsboro
- Region 1:** Photo of Onyx Orchard Hills Landfill by Joy Bliton, Inspector, Ogle County Solid Waste Management Department, Oregon
- Region 2:** Photo of Onyx Zion Landfill by Greg Giroux, Inspector, Lake County Health Department, Waukegan
- Region 3:** Photo of Spoon Ridge RDF by Larry Dutton, former Environmental Protection Specialist, Illinois Environmental Protection Agency, Peoria Regional Office
- Region 4:** Photo of Livingston Landfill by Ken Keigley, Environmental Protection Specialist, Illinois Environmental Protection Agency, Champaign Regional Office
- Region 5:** Photo of Litchfield-Hillsboro Landfill by Bill Gonet, Inspector, Montgomery County Coordinated Services Office, Hillsboro
- Region 6:** Photo of Milam RDF by David Walchshouser, former Environmental Protection Program Specialist, St. Clair County Health Department, Belleville
- Region 7:** Photo of Southern Illinois Regional Landfill by George Browning, Inspector, Jackson County Health Department, Murphysboro

**S**INCE ITS ESTABLISHMENT IN 1970, THE ILLINOIS EPA has overseen the development and operation of a productive system of modern sanitary landfills. The Agency ensures that these facilities meet the strictest disposal standards in history, and that they are engineered to be fully protective of human health and the environment, especially where it concerns any possibility of groundwater contamination.

This is the Agency's 15th annual report on landfill disposal and available landfill capacity in Illinois. The number of active landfills in Illinois accepting waste in 2001 was 52. The state's landfills have 14 years of capacity remaining.

Regional capacity may be a different matter. The Chicago Metropolitan and East Central Illinois areas only have six and seven years remaining.

New capacity is being developed in Region 7 (Southern Illinois) by Perry Ridge Landfill and West End Disposal Facility. The state's newest landfill is Cottonwood Hills RDF near East St. Louis opened for the last two months of 2000. No new landfills opened in 2001. Knox County Landfill #3 expanded on Nov. 11, 2001. Some remaining landfills have constructed expansions in 2002 as there was sufficient acreage already having local siting approval.

The State of Illinois, seeking to avoid potential crises, has asked all Illinois counties to adopt and update every five years well-conceived plans to accommodate their future disposal needs. Eighty-seven five year plan updates and sixteen ten year plan updates have been received from counties.

Additionally, the Illinois EPA's seven regional offices and 19 counties, the Ambraw Valley Solid Waste Agency and the City of Chicago have been delegated the authority to inspect landfills, transfer stations and compost sites in their jurisdictions, providing a needed service to the citizens of Illinois. We welcome Saline County as our newest delegated partner.

The Illinois EPA hopes you will find this information useful and instructive and welcomes your comments and suggestions as to how it may be improved.

*Renee Cipriano*  
Director  
Illinois EPA



# How to Use Illinois EPA's Landfill Capacity Report

Nonhazardous Solid Waste Management and Landfill Capacity in Illinois is Illinois EPA's annual report describing the management of nonhazardous municipal solid waste by the State's solid waste landfills and transfer stations. The report is divided into sections representing Illinois EPA's administrative regions. Region 1 includes Northwestern Illinois counties; Region 2 includes Chicago Metropolitan counties; Region 3 includes Peoria/Quad Cities area counties; Region 4 includes East Central Illinois counties; Region 5 includes West Central Illinois counties; Region 6 includes Metropolitan East St. Louis area counties; and Region 7 includes Southern Illinois counties.

Each regional section includes newly designed specification pages describing the chief physical characteristics of each landfill. Provided are: its location and hours of operation, tipping fee, quantities of wastes received for the last three years, the landfill's certified remaining capacity (in gate cubic yards) for the last two reporting dates, solid waste management fees paid in 2001, the Agency regional field office or delegated local authority that inspects the facility, and the name, address and phone number of the landfill's owner and operator. Similar but scaled down specification pages are included for each transfer station. In all, this report includes details of 57 landfills, 94 transfer stations and 56 compost facilities.

Landfill details are found in Appendices A- D; transfer station details are found in Appendices E- G; landscape waste compost facility information is found in Appendices H- J; the contact list for local (county) solid waste planning and recycling coordinators is found in Appendix K; in Appendix L is found information about updated local (county) solid waste plans; and found in Appendix M is information about local municipal waste generation and recycling.

Illinois municipal solid waste landfills are required to report to the Illinois EPA the quantities of solid waste they receive each year (in gate cubic yards), and to calculate and report the amount of remaining capacity existing on the first day of the following year.





# Contents

Additional Information and Acknowledgements .....	iii
Photo Credits .....	iv
Preface.....	v
How to Use Illinois EPA's Landfill Capacity Report.....	vi
Tables .....	viii
Executive Summary .....	xi
Introduction .....	1
Region One: Northwestern Illinois .....	R1.1
Region Two: Chicago Metropolitan .....	R2.1
Region Three: Peoria/Quad Cities.....	R3.1
Region Four: East Central Illinois .....	R4.1
Region Five: West Central Illinois.....	R5.1
Region Six: Metropolitan East St. Louis .....	R6.1
Region Seven: Southern Illinois .....	R7.1
Appendix A: Solid Waste Landfills Owners and Operators: Alphabetic by Facility.....	A1
Appendix B: Solid Waste Landfills Owners and Operators: Alphabetic by County.....	B1
Appendix C: Solid Waste Landfills Ranked by Wastes Received: 2001 .....	C1
Appendix D: Solid Waste Landfills Ranked by Remaining Capacities; as of Jan. 1, 2002 .....	D1
Appendix E: Solid Waste Transfer Station Owners and Operators: Alphabetic by Facility.....	E1
Appendix F: Solid Waste Transfer Station Owners and Operators: Alphabetic by County .....	F1
Appendix G: Solid Waste Transfer Stations Ranked by Wastes Received: 2001 .....	G1
Appendix H: Landscape Waste Compost Facility Owners and Operators: Alphabetic by Facility .....	H1
Appendix I: Landscape Waste Compost Facility Owners and Operators: Alphabetic by County .....	I1
Appendix J: Landscape Waste Compost Facilities Ranked by Wastes Received: 2001 .....	J1
Appendix K: Contact List for Solid Waste Planning and Recycling: Alphabetic by County.....	K1
Appendix L: Adoption Dates and Updates of Solid Waste Management Plans: Alphabetic by County .....	L1
Appendix M: Municipal Waste Generation and Recycling: Alphabetic by County .....	M1

# Tables

USA's Top Waste Management Companies: 2001.....	2
National Figures for 2000 Reported by USEPA.....	4
Illinois Landfills: Wastes Accepted in 2001 Versus 2000.....	5
State of Origin of Wastes Received at Illinois Landfills in 2001.....	5
Illinois Landfills: Remaining Capacities Jan. 1, 2002 Versus Jan. 1, 2001.....	6
Wastes Disposed and Landfill Capacity Per Capita; Landfill Life Expectancy.....	6
New Facilities Permitted to be Developed or Constructed.....	7
Statewide Landfill Capacity Is Abundant Despite Same Number of Facilities.....	7
Municipal Waste Management in Illinois: 2001.....	8
Municipal Wastes Generated & Recycled.....	9
Compost Facilities: Wastes Handled 2001.....	10
Transfer Stations: Wastes Handled 2001.....	11
Illinois Environmental Protection Agency Administrative Regions (map).....	15
Local Agencies Delegated to Inspect Pollution Control Facilities for the Illinois EPA (map).....	17
Landfills: Active, Closed, Under Development in 2001 (map).....	19
Landfills Receiving Waste from Other States in 2001 (map).....	21
Region One: Landfills and Transfer Stations in 2001 (map depicting capacity gains or losses).....	R1.1
Region One: Landfills: Wastes Accepted 2001; Remaining Capacities Jan. 1, 2002.....	R1.2
Region One: Transfer Stations: Wastes Handled 2001.....	R1.3
Region One: Compost Facilities: Wastes Accepted 2001.....	R1.4
Region One: Municipal Wastes Recycled.....	R1.4
Region Two: Landfills and Transfer Stations in 2001 (map depicting capacity gains or losses).....	R2.1
Region Two: Landfills: Wastes Accepted 2001; Remaining Capacities Jan. 1, 2002.....	R2.2
Region Two: Compost Facilities: Wastes Accepted 2001.....	R2.3
Region Two: Cook County's Inactive Compost Sites.....	R2.3
Region Two: Cook County Transfer Stations and Incinerator (map).....	R2.4
Region Two: Chicago Transfer Stations (map).....	R2.5
Region Two: Transfer Stations: Wastes Handled 2001.....	R2.6
Region Two: Municipal Wastes Recycled.....	R2.7
Region Three: Landfills and Transfer Stations in 2001 (map depicting capacity gains or losses).....	R3.1
Region Three: Landfills: Wastes Accepted 2001; Remaining Capacities Jan. 1, 2002.....	R3.2
Region Three: Transfer Stations: Wastes Handled 2001.....	R3.3
Region Three: Compost Facilities: Wastes Accepted 2001.....	R3.4
Region Three: Municipal Wastes Recycled.....	R3.4
Region Four: Landfills and Transfer Stations in 2001 (map depicting capacity gains or losses).....	R4.1
Region Four: Landfills: Wastes Accepted 2001; Remaining Capacities Jan. 1, 2002.....	R4.2
Region Four: Transfer Stations: Wastes Handled 2001.....	R4.3
Region Four: Compost Facilities: Wastes Accepted 2001.....	R4.3
Region Four: Municipal Wastes Recycled.....	R4.4

## Tables

Region Five: Landfills and Transfer Stations in 2001 (map depicting capacity gains or losses).....	R5.1
Region Five: Landfills: Wastes Accepted 2001; Remaining Capacities Jan. 1, 2002.....	R5.2
Region Five: Transfer Stations: Wastes Handled 2001 .....	R5.3
Region Five: Compost Facilities: Wastes Accepted 2001 .....	R5.3
Region Five: Municipal Wastes Recycled.....	R5.4
Region Six: Landfills and Transfer Stations in 2001 (map depicting capacity gains or losses) .....	R6.1
Region Six: Landfills: Wastes Accepted 2001; Remaining Capacities Jan. 1, 2002.....	R6.2
Region Six: Transfer Stations: Wastes Handled 2001 .....	R6.3
Region Six: Compost Facilities: Wastes Accepted 2001 .....	R6.4
Region Six: Municipal Wastes Recycled .....	R6.4
Region Seven: Landfills and Transfer Stations in 2001 (map depicting capacity gains or losses) .....	R7.1
Region Seven: Landfills: Wastes Accepted 2001; Remaining Capacities Jan. 1, 2002 .....	R7.2
Region Seven: Transfer Stations: Wastes Handled 2001 .....	R7.3
Region Seven: Compost Facilities: Wastes Accepted 2001 .....	R7.3
Region Seven: Municipal Wastes Recycled .....	R7.4

This page intentionally left blank.

## Executive Summary

**T**HIS IS THE ILLINOIS EPA'S 15<sup>TH</sup> ANNUAL REPORT describing the management of nonhazardous municipal solid waste by the state's solid waste landfills and transfer stations. The report is divided into sections representing Illinois EPA administrative regions.

Each regional section includes specification pages describing the chief physical characteristics of each landfill. Provided are: its location and hours of operation, tipping fee, quantities of wastes received for the last three years (in gate cubic yards and gate tons), the landfill's certified remaining capacity for the last two reporting dates (in gate cubic yards), solid waste management fees paid in 2001, the Agency regional field office or delegated local authority that inspects the facility, and the name, address and phone number of the landfill's owner and operator.

Similar but scaled down specification pages are included for each transfer station. In all, this report includes details of 57 landfills, 94 transfer stations and 56 compost facilities.

Illinois municipal solid waste landfills are required to report to the Illinois EPA the quantities of solid waste they receive each year, and to calculate and report the amount of remaining capacity existing on the first day of the following year.

During 2001, 52 landfills reported receiving a total of 52.6 million gate cubic yards (16 million gate tons) of waste. This volume was 2.7 million gate cubic yards more than the total received during 2000, a 5.4 percent increase.

As of Jan. 1, 2002, 52 landfills reported having a combined remaining capacity of 717.3 million gate cubic yards (217.4 million tons), or 26 million gate cubic yards less than on Jan. 1, 2001, a decline of 3.5 percent.

Dividing wastes disposed during 2001 by capacity remaining on Jan. 1, 2002, indicates a landfill life expectancy in Illinois of 14 years, at 2001 disposal rates, barring capacity adjustments, until capacity is depleted state-wide.

This page intentionally left blank.

**Nonhazardous  
Solid Waste Management  
And Landfill Capacity**

**2001**

This page intentionally left blank.



**M**UNICIPAL SOLID WASTE IS THE TERM USED TO DESCRIBE the garbage discarded by America's households, stores, offices, factories, restaurants, schools and other institutions. "Discarded" most often means disposed of in Agency-permitted landfills. Increasing amounts are handled through other alternative means of solid waste management: recycling and composting.

The U.S. EPA's *Municipal Solid Waste in the United States: 2000 Facts & Figures* says that nationwide 55.3 percent of solid waste was landfilled, 30.1 percent was recycled or composted and 33.7 percent was incinerated. National figures for 2001 were not published at the printing of this report.

In 2001, Illinois landfills accepted more than 52.6 million gate cubic yards of solid waste. Most Illinois waste was discarded in landfills within our borders. Wastes entering and leaving the state are not believed to affect this equation. Of all solid wastes landfilled in Illinois in 2001, nine percent, or about 4.8 million cubic yards or 1.4 million tons, came from eleven other states. We know this because Illinois landfills have reported these quantities to the Illinois EPA since 1992. However, waste haulers are not required to report how much Illinois waste they transport to landfills in other states or from which counties waste is transported. Local solid waste coordinators may know this information. Their phone numbers are found in Appendix K.

**Some is recycled**

Much of Illinois is still rural and far from recycling markets. Most local governments have attempted to continue recycling education and collection efforts as a necessary public service.

County recycling coordinators in Illinois claim that more than 33.6 percent of all wastes were recycled in 2001, meaning this portion was not landfilled. Recycling coordinators place total generated wastes at about 15.6 million tons. But this total does not take recycling into account. It appears that perhaps the municipal waste generation rate is higher than reported; the amount imported is greater than exported; or the reported recycling rate is higher than the actual rate. Hence, there are discrepancies in data.

Most of the counties in Region 2, Chicago Metropolitan report new data annually, on a voluntary basis. There are markets and public interest in recycling is high. The most populous areas of the State report data, in most cases.

**What's happening in the solid waste business in Illinois?**

- ❖ One less active landfill in 2001, (52 total), most with larger capacities
- ❖ In Southern Illinois, two landfills are under development and one is expanding
- ❖ Consolidation of waste management companies, resulting in many changes in who owns and operates facilities in Illinois
- ❖ Continued increase in pollution control facilities under private ownership and operation
- ❖ More transfer of wastes out of metropolitan Chicago area into adjacent state(s), and north and central Illinois counties
- ❖ More siting of transfer stations in Chicagoland suburbs



<p><b>2001 Annual Report</b></p> <hr/> <p>Topics Covered</p>	<p>■ Waste disposed in landfills, 1999-2001 (in gate cubic yards and in gate tons)</p>	<p>■ Specification pages for 57 landfills, 94 transfer stations and 56 compost sites</p>	<p>■ Waste handled by transfer stations, 1999-2001 (in tons)</p>
	<p>■ Remaining disposal capacity as of Jan. 1, 2001 and Jan. 1, 2002 (in gate cubic yards)</p>	<p>■ Waste generated and recycled, 2001 (in tons)</p>	<p>■ Waste composted, 1999-2001 (in tons)</p>

## Consolidation of the Waste Industry in the USA

The Illinois waste industry has consolidated in recent years. Waste Management, Inc. (WMI) and Allied Waste Industries (AW) are companies that underwent mergers during the years 1998 and 1999.

The largest waste companies in the world are:

**#1 Waste Management Inc.** includes WMI (formerly #1)/USA Waste (formerly #3)/Eastern Services

**#2 Allied Waste Industries** includes most of BFI (formerly #2)/Allied Waste (formerly #5)/American Disposal

The largest company, Waste Management, has moved its world headquarters from Oak Brook, IL to Houston, TX. Another Illinois company, American Disposal Company of Burr Ridge, bought Scottsdale, AZ based Allied Waste.

Allied Waste also purchased Metro Chicago area transfer stations formerly owned by Liberty Waste Services and Illinois Recycling Services.

Other companies such as Onyx/Superior and Republic Services now own landfills and transfer stations in Illinois, which were divested in the merger of these larger companies.

## No waste in 2001 was burned

The previous year, in 2000, a small amount of suburban Chicago's waste was incinerated at Robbins Resource Recovery Facility. Because this site closed in Nov. 2000 for business reasons, it was no longer available as an option for solid waste disposal in 2001.

## Ownership and operation of Illinois landfills

Demands for capital and increasing technology requirements are among the reasons for the increasing privatization of the waste industry. Of the 57 landfills profiled in this report, 48 (84 percent) are privately owned and 54 (95 percent) are privately operated. Four are owned and three are operated by city or county governments.

## USA's Top Waste Management Companies: 2001

	WMI <sup>1</sup>	AW <sup>2</sup>	Republic <sup>3</sup>	Onyx/ Superior <sup>4</sup>	Totals
Number of Waste Collection Companies	1,400	355	146	62	1,963
Number of Active Landfills	284	166	54	22	526
Number of Transfer Stations	293	181	89	30	593
Number of Waste to Energy Facilities	16	0	0	0	16
Number of Recycling Companies	160	65	26	21	272

### Rankings:

<sup>1</sup> Waste Management Inc. (WMI) reports \$11.32 billion in 2001 revenue, covers N. American continent and Puerto Rico

<sup>2</sup> Allied Waste Industries (AW) reports \$5.57 billion in 2001 revenue, covers 39 states

<sup>3</sup> Republic Services (Republic) reports \$2.25 billion in revenue in 2001, covers 22 states

<sup>4</sup> Onyx/Superior made \$1 billion in 2000 revenue, covers 12 states.

Source: Company Annual Reports and Web Sites

## Waste Companies Purchased During and After Mergers

American Disposal (now Allied) & Allied Waste	Purchased Pittsburgh-based Liberty Waste Services, Ltd. (Illinois/Indiana); Illinois Recycling Services in Chicago metro area; and most of BFI's facilities.
Republic Services	Purchased Southern Illinois Regional Landfill and several transfer stations.
Onyx/Superior Services	Purchased Macon County Landfill in Central Illinois, several transfer stations and Zion Landfill in Chicago suburbs, and Orchard Hills Landfill (Ogle County).

## About \$1 million per acre

Developing a landfill requires enormous investments in land and equipment totaling millions of dollars, plus engineering expenses, fees to state and local governments, taxes, normal operating costs and additional millions set aside for post-closure care. One industry rule of thumb says it takes about \$1 million per acre to design, build, permit, operate and conduct post-closure care at a landfill today.

## Landfills are developed cell by cell

Landfills are divided into sections called cells, which are developed as needed, filled systematically so that specific loads can be located weeks or months later, and covered with soil or other materials to prevent the spread of odors and vermin.

Trucks arriving at a landfill are inspected for prohibited nonhazardous wastes (Illinois bans landfilling of liquids, motor oil, whole tires and landscape wastes) and for hazardous wastes. Loads are weighed and details about them are recorded. They are then taken to the currently exposed portion of the active cell, which is known as the working face.

Trucks empty their loads at the working face, where specially modified bulldozers spread and compact the waste, crushing it to eliminate air pockets and squeezing it into the smallest space possible.

During 2001, 52 Illinois landfills reported receiving a total of 52.6 million gate cubic yards of solid wastes. A ranking of these facilities (Appendix C) finds the top six landfills received almost 50 percent of wastes received in Illinois. This unequal distribution of wastes creates a large difference between an average landfill, which would have accepted more than one million gate cubic yards (about 307 thousand gate tons) of wastes and a median landfill, which would have received about 597 thousand gate cubic yards (almost 181 thousand gate tons).

## Closings cut capacity

Several landfills shut their gates between 1999 and 2001. The dates when these landfills ceased accepting waste follow: Region 2: Mallard Lake Landfill (3-13-99), CDT Landfill (6-9-00), and Wheatland Prairie RDF (6-18-01). Mallard Lake Landfill is also certified closed.

Landfills projecting closure dates prior to the end of 2002 are Region 1: Freeport Municipal LF #4 and Region 6: South Chain of Rocks RDF. These sites were still accepting waste as of the end of September 2002.

## Landfills seek to expand

Three landfills in Region 4: Coles Co. Landfill, Landfill 33 and Streator Area Landfill #3 and in Region 7: Saline County LF are planning to expand their permitted disposal areas in 2002.

## Material Bans

Some material is banned from disposal in Illinois landfills. The type of material banned is indicated below and the date of its legislative ban is noted.

Landscape waste:	July 1, 1990
Lead acid batteries:	Sept. 1, 1990
White goods components:	July 1, 1994
Whole used tires:	Jan. 1, 1995
Used motor oil:	July 1, 1996

Landfill operators and owners are responsible for determining that these wastes are not accepted at their facilities. Inspectors from the Agency and/or delegated agencies check the log sheets that indicate items not accepted at the gate, which were returned to the generator or transporter.

## Gate Cubic Yards and Tons

Illinois landfills are required to report to the Illinois EPA the quantities of wastes received during each calendar year. They must also calculate how much capacity remains available for future waste disposal.

These figures are submitted to the Agency in gate cubic yards, or the volume of waste entering the landfill's gate. Remaining capacities are expressed as *certified* gate cubic yards, meaning that the calculations have been certified as true and accurate by a licensed professional engineer. These numbers are found in the landfill specification pages in each regional section of this report.

The term in-place cubic yard is used to indicate wastes that have been compressed to a half or a third or a quarter of their original volume, depending on the degree of compaction achieved by the landfill.

Gate cubic yards can be difficult to visualize. To aid the reader, we have divided gate cubic yards by an industry standard of 3.3 to achieve approximate tons.

Additional capacity at Sangamon Valley Landfill in Region 5 was unavailable until their permit modifications under new owners was approved on Oct. 24, 2002, and the gates are re-opened, perhaps in 2003.

## Nonhazardous Solid Waste Management and Landfill Capacity in Illinois: 15th Annual Report (2001)

Section 4 of the Illinois Solid Waste Management Act requires the Agency to “publish a report regarding the projected disposal capacity available for solid waste in sanitary landfills. . . . Such reports shall present the data on an appropriate regional basis. . . [and] shall include an assessment of the life expectancy of each site.”

This legislative mandate explains why the main body of this report is organized by seven Illinois EPA administrative regions, and why landfill capacity and life expectancy are emphasized in nearby tables and charts, and in text, tables, map symbology and landfill specification pages in the regional sections.

Other states which write a report similar to this are Florida, Indiana, Washington and Virginia. For more information contact Peter Gorer, Florida Dept. of Environmental Protection at 850-487-9532; Michelle Weddle, Indiana Dept. of Environmental Management at 317-233-4624; Ellen Caywood, Washington Dept. of Ecology at 206-459-6259; and John Ely, Virginia Dept. of Environmental Quality at 804-698-4249. Virginia's report is only available on the internet.

## U.S. EPA's MSW Report, 2000

National solid waste data are available in the report Municipal Solid Waste in the United States: 2000 Facts & Figures, published June 2002. To get a copy, contact U.S. EPA at [www.epa.gov/osw](http://www.epa.gov/osw) and search by report number EPA530-S-02-001. This report contains information about waste generation and categorizes the municipal solid waste stream by waste type. The executive summary is abstracted below.

### National Figures for 2000 Reported by USEPA<sup>1</sup>

Number of municipal solid waste landfills in the USA		1,967	
Average number of landfills per state		39	
	<b>Million Tons</b>		<b>Percent</b>
Waste generated	231.9		<b>PPD<sup>2</sup></b>
Waste recycled and composted	69.9		4.5
Waste recycled	53.4	30.1	
Waste landfilled and combusted	162.0	70	
Waste landfilled	128.3	55.3	
Waste combusted	33.7	14.5	

<sup>1</sup> Source: Municipal Solid Waste in the United States: 2000 Facts and Figures, USEPA Office of Solid Waste and Emergency Response, June 2002

<sup>2</sup> PPD = Pounds Per Person Per Day

## Per capita views alter perspectives

Perhaps even more revealing is the table on bottom of page 6, which views waste and landfill capacities on a per capita basis. Regions 2 and 7 have the lowest remaining capacity per capita. These regions are the only areas whose remaining capacity per capita is below the State average. The City of Chicago has 16 transfer stations, suburbs of Cook County have 25 and there are another 15 in surrounding counties. Some of these transfer stations undoubtedly ship waste out of the region or out-of-state into Wisconsin or Indiana. The amount of waste sent to Indiana increased five percent: the amounts reported as 1.6 million tons in 2001 and 1.5 million tons in 2000. Information on waste transported to Wisconsin is unavailable. For Southern Illinois, the additional capacity from two new facilities under development may help increase their capacity figures in 2002.

We also must take into account waste transported to adjacent states, such as Missouri in the East St. Louis Metro Region. If Region Six continues as a net importer shown in the table by its 48.8 percent import rate, it could run short on landfill space in 19 years. Cottonwood Hills RDF, in St. Clair County, opened in November 2000, might help alleviate this situation.

In Region Two, because of the moratorium against landfills in the City of Chicago, in other areas of Region 2 siting of new landfills or existing landfills will expand or else transfer of waste will occur to other States (Wisconsin and Indiana) and counties in North and Central Illinois. Any limits to out-of-state waste disposal in these states, or capacity shortage, will affect the Chicago metropolitan area and cause a local shortage of landfill disposal space.

Statewide, while the number of active landfills fell sharply when more stringent regulations took affect in 1994, the average landfill capacity grew close to 14.7 million cubic yards in 2000, and down to 13.8 million cubic yards (4.2 million tons) in 2001. The waste landfilled increased 5.4 percent, from 49.0 million gate cu. yds. (16.0 million gate tons) in 2000 to 52.6 million cu. yds. (4.2 million tons) in 2001.

## State of Origin of Wastes Received at Illinois Landfills in 2001<sup>1</sup>

Nine percent of all solid wastes landfilled in Illinois in 2001 (4.7 million gate cubic yards) came from out-of-state. However, waste haulers do not report how much Illinois waste they transport to landfills in other states or from which counties in Illinois waste is transported.

Most importing states are next door neighbors to Illinois and share its borders.

State of Origin	Percent
Missouri	71%
Iowa	18%
Indiana	5%
Kentucky	1%
Wisconsin	3%
Other States <sup>2</sup>	<u>2%</u>
Total	100%

<sup>1</sup> Thirty (30) landfills accepted waste from 11 other states in 2001.

<sup>2</sup> Arkansas, Georgia, Kansas, Kentucky, Minnesota, Nebraska and Tennessee

## Illinois Landfills: Wastes Accepted in 2001 Versus 2000

Region	Landfills Accepting Wastes 2001 <sup>1</sup>	Wastes Accepted, Cu. Yds.		Yearly Change		2001 Wastes Share of State Total
		2001 <sup>2</sup>	2000 <sup>3</sup>	Cu. Yds.	Percent	
One: Northwestern Illinois	8	10,512,138	8,565,342	+ 1,946,796	+ 22.7	20.0
Two: Chicago Metropolitan	13	13,840,199	14,085,751	- 245,552	- 1.7	26.3
Three: Peoria/Quad Cities	8	4,357,297	4,454,557	- 97,273	- 2.2	8.3
Four: East Central Illinois	9	13,959,055	12,772,784	+ 1,186,271	+ 9.3	26.5
Five: West Central Illinois	4	1,778,379	1,770,921	+ 7,458	+ 0.4	3.4
Six: Metropolitan East St. Louis	6	6,212,813	6,369,788	- 156,975	- 2.5	11.8
Seven: Southern Illinois	4	1,989,841	1,938,073	+ 51,768	+ 2.7	3.8
<b>Totals</b>	<b>52</b>	<b>52,649,722</b>	<b>49,957,216</b>	<b>+2,692,493</b>	<b>+5.4</b>	<b>100</b>

<sup>1</sup> Includes facilities that accepted municipal waste for less than full year.

<sup>2</sup> Includes 4,755,198 cubic yards of out-of-state wastes (9% of state total) accepted by 30 Illinois landfills during 2001.

<sup>3</sup> Includes 5,108,405 cubic yards of out-of-state wastes (10% of state total) accepted by 30 Illinois landfills during 2000.

## Illinois Landfills: Remaining Capacities Jan. 1, 2002 Versus Jan. 1, 2001

Region	Landfills Reporting Capacity 1-1-02	Reported Capacity, Cu. Yds.		Yearly Change		Capacity Share of State Total
		1-1-02	1-1-01	Cu. Yds.	Percent	
One: Northwestern Illinois	8	161,914,000	159,606,000	+2,308,000	+1.4	22.6
Two: Chicago Metropolitan	13	85,590,000	92,794,000	-7,204,000	-7.8	11.9
Three: Peoria/Quad Cities <sup>1</sup>	8	180,064,000	179,727,000	+337,000	+0.2	25.1
Four: East Central Illinois	9	92,246,000	106,418,000	-14,172,000	-13.3	12.9
Five: West Central Illinois <sup>2</sup>	4	57,615,000	56,830,000	+785,000	+1.4	8.0
Six: Metropolitan East St. Louis	6	116,191,000	122,585,000	-6,394,000	-5.2	16.2
Seven: Southern Illinois	4	23,711,000	25,403,000	-1,692,000	-6.7	3.3
<b>Totals</b>	<b>52</b>	<b>717,331,000</b>	<b>743,363,000</b>	<b>-26,032,000</b>	<b>-3.5</b>	<b>100.0</b>

<sup>1</sup> Includes capacity at one inactive facility: Spoon Ridge RDF.  
<sup>2</sup> Includes capacity at one inactive facility: Sangamon Valley Landfill which received new permits on Oct. 24, 2002.

### New Southern Illinois Capacity in 2002

The decrease in capacity of 6.7 percent in Region Seven, Southern Illinois will be buffered in the coming years by the opening of two landfills currently under development there. They are West End Disposal Facility, Galatia and Perry Ridge Landfill in DuQuoin. Saline County Landfill also plans to expand in the near future, if permitted.

See pages R7.6, R7.7 and R7.10 of this report.

### Capacity decreases documented on Jan. 1, 2002

In a year that brought a 3.5 percent decrease in landfill capacity, 38 of 52 Illinois landfills had less space available on Jan. 1, 2002, than on Jan. 1, 2001. But, landfill capacity in Illinois, for the most part, has grown over the past 10 years. That growth has come from two sources: expansions of existing facilities and development of new landfills. Location of active and new landfills are noted on a map on page 19.

The table below compares landfill remaining capacities in "snapshots" taken Jan. 1, 2001, and Jan. 1, 2002. Total capacity dropped 26 million cubic yards year to year.

Landfill capacity dipped more than 3.5 percent in Region 4 from one year to the next. Three regions: 1, 3, and 5 reported very small increases in capacity, due to a few landfills opening new cells during that time period.

Of particular concern is Region 2, the Chicago metropolitan region. Capacity in that region decreased over 7.8 percent in this reporting year. Siting and developing new landfills can take several years. Refer to page R2.2 of this report for details about this issue.

## Wastes Disposed and Landfill Capacity Per Capita; Landfill Life Expectancy

Region	Estimated Population	Wastes Disposed, Cu. Yds.		Remaining Capacity, Cu. Yds		Landfill Life Years <sup>1</sup>
		2001	Per Capita	Jan. 1, 2002	Per Capita	
One: Northwestern Illinois	800,195	10,512,138	13.1	161,914,000	202.3	15
Two: Chicago Metropolitan	8,297,558	13,840,199	1.7	85,590,000	10.3	6
Three: Peoria/Quad Cities	760,096	4,357,297	5.7	180,064,000	236.9	41
Four: East Central Illinois	855,804	13,959,055	16.3	92,246,000	107.8	7
Five: West Central Illinois	560,176	1,778,379	3.2	57,615,000	102.9	32
Six: Metropolitan East St. Louis	705,844	6,212,813	8.8	116,191,000	164.6	19
Seven: Southern Illinois	436,414	1,989,841	4.6	23,711,000	54.3	12
<b>Totals</b>	<b>12,416,087</b>	<b>52,649,722</b>	<b>4.2</b>	<b>717,331,000</b>	<b>57.8</b>	<b>14</b>

<sup>1</sup> Remaining capacity divided by wastes disposed. Tells how long a region may be served by local landfills at current disposal rates, barring capacity adjustments, until capacity is depleted.

## New Facilities Permitted to be Developed or Constructed

Region	Landfill	Municipality	County	Disposal Area (acres)	Design Acreage (cu. yds.) <sup>1</sup>
Seven: Southern Illinois	Perry Ridge <sup>2</sup>	DuQuoin	Perry	141	14.8 million
Seven: Southern Illinois	West End Disp. Facility <sup>3</sup>	Galatia	Saline	125	14.5 million
<b>Total</b>				<b>266</b>	<b>29.3 million</b>

<sup>1</sup> Includes space for waste, intermediate or daily cover and capacity (in-place cubic yards)

<sup>2</sup> Permit approved, site now being developed.

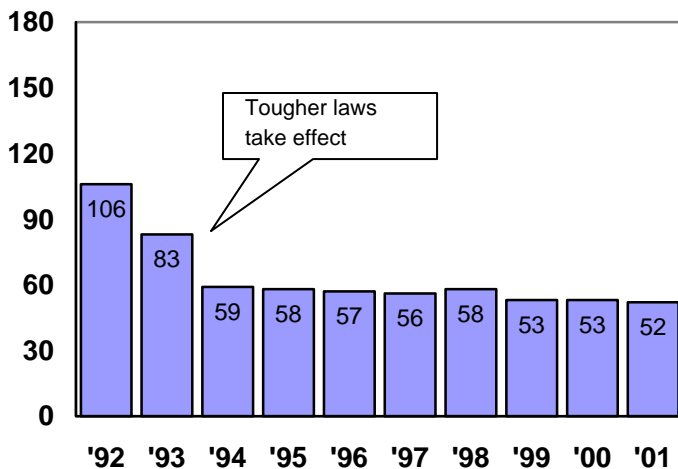
<sup>3</sup> Site opened October 24, 2002.

## Statewide Landfill Capacity Is Abundant Despite Same Number of Facilities

At the end of each year, Illinois landfill operators calculate how much waste they will be able to accept in the future. This volume is known as remaining or available capacity, and is expressed in gate cubic yards, meaning waste received at the landfill's gate, before it is compacted. One industry rule of thumb says 10 gate cubic yards of waste can be compressed into five compacted cubic yards. Obviously, the greater the compaction, the more waste can be buried.

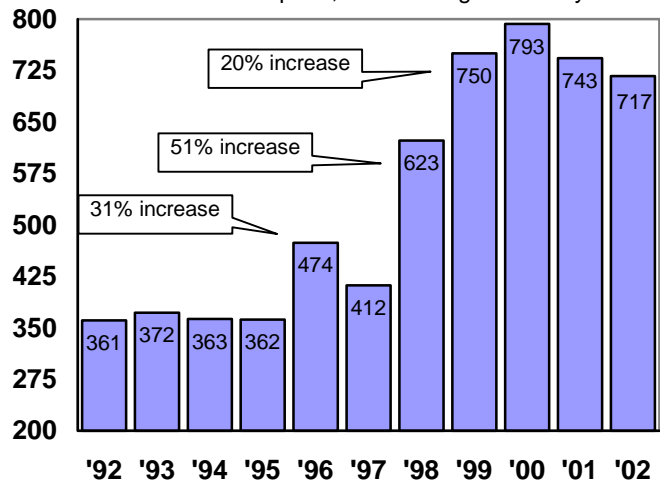
### Tight Regulations Force Cutbacks

Active landfills accepting waste each year



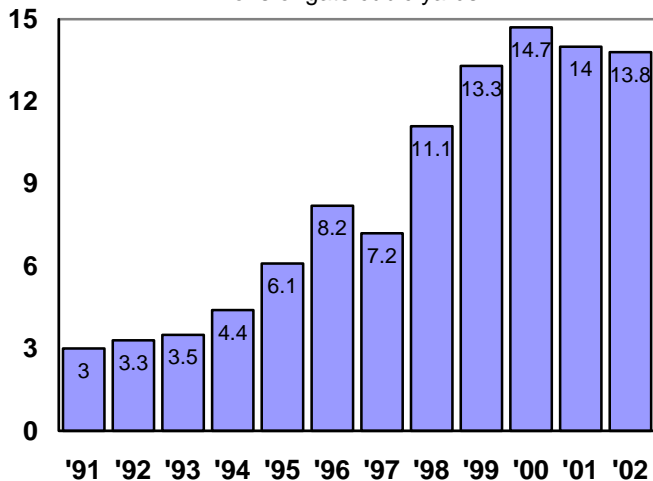
### Pushing Survivors To Build Capacity

Available landfill space, millions of gate cubic yards



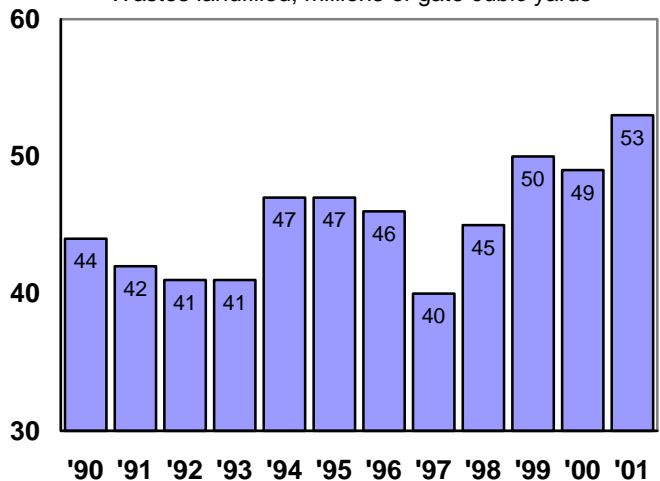
### Average Landfill Capacity Grows

Millions of gate cubic yards



### While Disposal Rates Remained Constant

Wastes landfilled, millions of gate cubic yards



## Municipal Waste Management Plans and Plan Updates

The Solid Waste Planning and Recycling Act requires all Illinois counties and the city of Chicago to develop, adopt and implement 20-year municipal waste management plans.

Every five years, each plan must identify changes in planning areas, evaluate progress in the plan implementation and, if necessary, revise plan recommendations and goals. The county also has the option of updating its solid waste generation rate. The plan is then submitted to the Illinois EPA for review and comment.

Questions concerning these plans should be directed to the appropriate local administrators listed in Appendix K of this report. Due dates for plan updates are found in Appendix L.

## Results of Illinois Recycling Economics Study

The National Recycling Economic Information Study, conducted by R.W. Beck<sup>1</sup> on behalf of the National Recycling Coalition<sup>2</sup> (NRC), and commissioned by the U.S. EPA, identified and documented the impact of the recycling/reuse industries in the United States. Illinois was among 12 states researched. Preliminary results show that Illinois hosts over 2,400 recycling and re-use establishments employing 56,000 people, generating a \$1.8 billion payroll and earning \$12 billion in annual revenues. Visit the NRC website at [www.nrc-recycle.org](http://www.nrc-recycle.org) for more detail.

<sup>1</sup> R.W. Beck Inc. contact: Jonathan Burgiel at 407-422-4911 or [jburgiel@rwbeck.com](mailto:jburgiel@rwbeck.com)

<sup>2</sup> NRC contact: Kate Krebs at 202-347-0450 ext. 23 or [KateK@nrc-recycle.org](mailto:KateK@nrc-recycle.org)

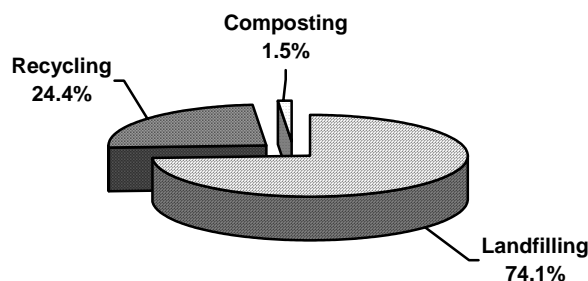
## Municipal Waste Management in Illinois: 2001

Landfilling continues to play the largest role in the handling of the municipal waste stream in Illinois. It is estimated that almost three-quarters of the waste stream is handled using this method of disposal. Nationally, the figure is 55.3 percent.

Municipal waste figures accepted at Illinois landfills (Appendix C) show that 16.0 million tons was disposed in 52 landfills. This amount shows 74.1 percent of the municipal waste stream as managed by the state's landfills.

Local governments have surveyed haulers and recycling centers to determine the amount of recycling in their areas. Recycling surveys voluntarily submitted by recycling coordinators report almost 5.3 million tons of the waste stream is recycled. This number includes data from other years, and is viewed as the most recent available data (see page 9). Waste generation and recycling figures were prepared in many cases during the solid waste planning process several years ago. In many cases, no new research has been done since then. But, with new census data, the waste generation rates are sometimes updated due to changes in population.

## Municipal Waste Management in Illinois: 2001




Many compost sites are located at landfills to manage landscape waste, which is banned from disposal. Agency permitted compost facilities accepted almost 334 thousand tons in 2001. The percentage composted is 1.5 percent of the municipal waste stream. (See table on page 10.)

The previous year, in 2000, a small amount of suburban Chicago's waste was incinerated at Robbins Resource Recovery Facility. Because this site closed, it was no longer available as an option for solid waste disposal in 2001.



## Recycled amount is increasing

The amount of municipal waste recycled in the state differed only slightly from 2000's figure, which also rounded to 5.3 million tons. The percent recycled dropped slightly from 35.1 percent in 2000 to 33.6 percent in 2001 state-wide. Many local governments report that they have not only met, but have exceeded local recycling goals mandated by the Solid Waste Planning and Recycling Act.



### Municipal Wastes Generated & Recycled

Region	Estimated Population	Waste Generated		Waste Recycled	
		Tons	PCD <sup>1</sup>	Tons	Percent
One: Northwestern Illinois	800,195	828,199	5.7	238,608	28.8
Two: Chicago Metropolitan	8,297,558	11,463,274	7.6	4,256,119	37.1
Three: Peoria/Quad Cities	760,096	930,493	6.7	214,230	23.0
Four: East Central Illinois	855,804	947,291	6.1	193,224	20.4
Five: West Central Illinois	560,176	463,461	4.5	113,633	24.5
Six: Metropolitan East St. Louis	705,844	609,020	4.7	186,758	30.7
Seven: Southern Illinois	436,414	388,168	4.9	52,298	13.5
<b>Total</b>	<b>12,416,087</b>	<b>15,629,906</b>	<b>6.9</b>	<b>5,254,870</b>	<b>33.6</b>

<sup>1</sup> PCD = Pounds per capita per day.

### State Solid Waste & Recycling Grants

The Department of Commerce and Community Affairs (DCCA), Bureau of Energy and Recycling supports a number of grants to governments, not-for-profit organizations and businesses.

For information about grant programs promoting recycling efforts, contact these DCCA staff members.

<u>Division and Contact Person</u>	<u>Phone</u>
◆ <i>Recycling &amp; Waste Reduction Division</i> Reg Willis, Manager	217-782-7887
◆ <i>Resource Recovery Section</i>	217-524-0933
◆ <i>Resource Development Section</i>	217-785-2006
◆ <i>Education, Research and Development</i> Ron Swager, Manager	217-785-3498

For information about recycling publications contact the Solid Waste Clearinghouse at 800-252-8955 (Illinois only) or 217-785-0211 (out-of-state).

For information regarding the U.S. EPA/National Recycling Coalition/R.W. Beck study on recycling economics, contact Ron Swager at the number above.

### Who to Call for Help With Specific Waste Problems

The Illinois EPA supports a number of waste disposal and recycling efforts aimed at helping households and selected institutions safely dispose of household hazardous waste, scrap tires, leftover paint, used motor oil, educational hazardous waste and more.

To obtain the latest information about these programs, or to learn the dates, times and locations of drop-off collections, please call one of the following:

- ◆ Dan Rion, at 217-782-9294, concerning scheduling of Household Hazardous Waste collections;
- ◆ Tap Hefley or Todd Marvel, at 217-785-8604, concerning scrap/used tire disposal;
- ◆ Dave Saladino, at 217/558-4115 concerning high school laboratory hazardous waste and used fluorescent and high intensity light bulb disposal;
- ◆ Dave Anderson, at 217/558-2574, concerning what to do with waste paint and used motor oil.

## Delegated inspection program

The Illinois EPA has delegated inspection authority to 19 county agencies, the Ambraw Valley Solid Waste Agency and Chicago. This program takes advantage of additional manpower at the local level.

Delegation agreements authorize these agencies to conduct many of the duties that would otherwise be performed by an Illinois EPA field office: investigating suspected violations of land pollution laws and reports of open dumping, and inspecting landfills, transfer stations and compost facilities permitted through the Agency's Bureau of Land. Inspections can also include industrial landfills and monofills (private facilities that do not accept municipal solid waste).

Thousands of inspections of pollution control facilities and other sites were completed by delegated agencies during 2001. These efforts at the local level stimulate the regulated community to take all necessary steps to comply with environmental regulations. Also, prompt response by local authorities does much to curtail open dumping, unfortunately a common practice throughout Illinois.

The Agency is developing a comprehensive training manual for the field operations personnel at the Agency's regional offices and for our delegated partners.

Our newest delegated partner is Saline County as of March 20, 2002; the program being administered by Egyptian Health Department in Southeastern Illinois. ♦

## Composting is increasing by seven percent a year

Landscape wastes were banned from Illinois landfills beginning July 1, 1990. Since then the number of active compost facilities has begun to approach the number of active landfills. The number of compost sites now stands at 43.

As might be expected, composting is most common in Region Two, where 54.6 percent of the state's landscape wastes in 2001 were processed.

Compost facilities report to the Agency each year the quantities of wastes accepted. In 2001, the state's compost facilities processed almost 334,000 tons of landscape wastes, an 8.1 percent decrease from 2001's total of 363,088 tons.

Landscape wastes processed in 2001 represent only about two percent of total wastes landfilled in Illinois that year. While this percentage is small, it is important to note that composting kept almost 334,000 tons of wastes out of landfills. Each ton of waste not landfilled is a ton of landfill capacity preserved.

### Compost Facilities: Wastes Handled 2001

Region	Active Facilities	Tons
One: Northwestern Illinois	6	53,345
Two: Chicago Metropolitan	17	182,320
Three: Peoria/Quad Cities	5	17,511
Four: East Central Illinois	5	20,993
Five: West Central Illinois	2	1,124
Six: Metropolitan East St. Louis	7	57,121
Seven: Southern Illinois	1	1,287
<b>Total</b>	<b>43</b>	<b>333,701</b>



## Transfer Stations: Wastes Handled in 2001

Region	Active Facilities	Tons
One: Northwestern Illinois <sup>1</sup>	5	121,449
Two: Chicago Metropolitan <sup>1</sup>	54	4,691,385
Three: Peoria/Quad Cities <sup>1</sup>	4	8,500
Four: East Central Illinois <sup>1</sup>	6	33,100
Five: West Central Illinois <sup>1</sup>	3	N/A
Six: Metropolitan East St. Louis <sup>1</sup>	5	8,320
Seven: Southern Illinois <sup>1</sup>	3	N/A
<b>Total</b>	<b>80</b>	<b>4,862,754</b>

<sup>1</sup> Each region contains active sites that did not report amounts of waste accepted.

In 2001, 29 of 80 active transfer stations (35.8 percent) voluntarily reported handling nearly 4.9 million tons of trash, or nearly 30.5 percent of wastes landfilled statewide. If the number of active landfills falls from 52 in 2001, to the mid-40s, or even the upper-30s, over the next decade, the number of transfer stations can be expected to grow, as will the amount of wastes they will handle.

The Agency attempted to get data from transfer stations, but not all of the facilities chose to voluntarily return the survey; so transferred amounts are under-represented in this report.

### Transfer station and recycling center regulations to be drafted in 2002

It is anticipated that draft regulations for recycling centers and transfer stations will be promulgated during 2002. It would be advisable to check the Illinois Pollution Control Board web site [www.ipcb.state.il.us](http://www.ipcb.state.il.us) if interested in the status of the rule-making process.

### Amount incinerated for energy recovery or volume reduction is zero

For business reasons, Robbins Resource Recovery Facility closed in late 2000.

### State of Illinois Government leads by example

See the sidebar for more information about Governor Ryan's attempt to document positive environmental practices of state agencies managed under the Governor's Office.

## Green Government Program Established

In April 2000, Governor George Ryan established "Green Illinois", an ambitious environmental program. One part of this program is the Green Government program that calls on state government to lead by example to protect the environment. Specifically, executive state agencies must find ways to incorporate environmentally sustainable practices into their day-to-day management and operations. By conserving resources, reducing energy use and cutting down on waste generation, government facilities can save money and improve the environment at the same time. The Governor created the Illinois Green Government Coordinating Council to help state agencies meet these goals.

The Illinois Green Government Coordinating Council's Annual Report, published in October 2001, details progress that state government made to protect the environment and conserve natural resources in its own facilities and operations. State executive agencies are incorporating more environmentally sustainable practices into their day-to-day functions, from the goods and services purchased, to the energy and water used, to the waste generated.

Environmental improvement projects range from expanding recycling programs, to educating employees to turn unused equipment off, to converting to cleaner printing techniques. Examples include purchase of more environmentally friendly products, such as flexible fuel ethanol vehicles, energy-efficient office machines and recycled content products.

The Council also published a resource guide and established an electronic mail list server to help state agencies assess environmental impacts and assist in identifying further environmentally sound practices.

Further recommendations include establishing policy for sustainable building construction practices and an environmental products guide for state agency purchasing agents. For more details, contact Kevin Greene, Office of Pollution Prevention, at 217-785-0833.

## **Pollution Control Facility Siting Costs in Chicago Metropolitan Area**

There are no large tracts of land left in Cook County to build municipal waste landfills. Development and construction of a transfer station requires smaller parcels of land ranging in size from six to 14 acres. Smaller properties might suffice, but design costs would escalate. Total costs to site a transfer station in Chicago might range from \$150,000 - \$300,000 plus property costs. Included in this total are costs associated with legal negotiations and engineering design. Additional costs in an urban area would be those required to follow fire and building codes.

Transfer stations storing landscape waste for less than 24 hours do not require local siting approval, but do require an Agency permit. Municipal waste transfer stations that accept refuse require local siting approval and have set back limitations.

Because the Chicago Department of Environment has additional permitting and zoning requirements, it sometimes is easier to site a transfer station in the suburbs rather than in the City.

Examples of recent construction of transfer stations show extremes between state-of-the-art facilities and low tech facilities. For example, Wheeling Township Transfer Station (Cook Co./Glenview) built in 1994, at a cost of \$12 million. On the DuPage and Kane County border, built in March 1999, DuKane Transfer Station's entire cost is estimated at one million dollars. This includes the purchase of 5.2 acres, siting studies, design work, engineering studies, application fee of \$120,000, hearing and court costs. This facility manages approximately 1,500 tons per day and is a fairly low-tech operation. Details about each of these sites (and others developed and constructed recently) are found in Region 2 section of this report on pages R2.23 to R2.83.

## **Permitting Requirements of Illinois EPA**

New landfills or landfill expansions cannot be built unless the Bureau of Land issues a permit. Issuance of a Bureau of Air permit to a landfill identifying it as a potential new source of air pollution must also be obtained.

An initial completeness review normally takes 30 days. If omissions are found, the application is rejected as incomplete. The applicant then has 35 days to provide additional information to make an application complete.

### **Approval or denial of permit applications**

During the review period, comments are solicited from Bureau of Land's Regional Office, Groundwater Assistance Unit and the Solid Waste Unit. After review of the application, the addenda, and comments from public officials, the general public and the regional office, final action is ready to be taken.

If the reviewers have found the application to completely adhere to applicable environmental regulations, then the permit is approved outright or with special conditions. If there is something wrong with the application then, the Permit Section denies the permit.

Once an application is found to be complete, technical reviews are conducted. Rather than sending out a formal denial letter, the reviewer prepares a draft denial letter which explains the areas in the application that are deficient. The applicant has a choice of either providing some additional information in the form of an addenda to the original application or asking the reviewer for a formal denial that could be appealed to the Illinois Pollution Control Board. Additional information is usually provided. Approval or denial of a permit application takes 180 days, unless an extension is granted.

If the application is denied, an owner/operator could submit a new application, appeal the Agency's denial of the permit through the Illinois Pollution Control Board or they could abandon the project. Most choose to submit a new application, starting the 180-day process over.

Permits for landfills contain detailed requirements for the design, construction, capacity and operation of the landfills. They also contain stringent requirements for monitoring the groundwater beneath and around the landfill to detect releases from the landfill that would adversely impact the quality of the groundwater. Finally, the permit contains detailed requirements to properly "close" the landfill once it has been filled to permitted capacity and to provide for proper care of the landfill after it has been closed.

From time to time, the owner/operator of a landfill must modify the facility's permit. These modifications can address many things, including changes in construction and/or operational practices; construction of cells within the permitted landfill boundaries and groundwater monitoring issues.

This report tries to document permit actions taken on the sites in this report. However, only those permits which change the items mentioned in "Facility Facts" section of the landfill specification pages are acknowledged.

For information not discussed in this report, contact the Agency's Freedom of Information Officers at FOIA@epa.state.il.us. You may also fax requests on letterhead to 217/782-9290. Be very specific in your request for information and include the site number, if possible.

### **Closure and post-closure care time period**

Once a landfill has received its permitted volume of waste, it must be "closed" in accordance with an approved plan and with Illinois landfill regulations. Proper closure of a landfill includes establishing a proper grading plan to allow for precipitation to run off the landfill, constructing a final cover over the waste to minimize the amount of precipitation which can infiltrate the landfill, establishing a vegetative cover system over the final cover system to minimize its erosion and finalizing the gas and leachate management systems of the landfill to ensure that the gas and leachate generated in the landfill after the landfill is closed can be properly managed.

After a landfill has been properly closed, it must then receive at least 30 years of post-closure care. Proper post-closure care includes maintaining the vegetative cover to ensure it does not erode, monitoring the groundwater to ensure there have been no releases to it from the landfill and removing the gas and leachate generated in the landfill to ensure that they do not have adverse impacts on the area surrounding the landfill.

Closure activities, depending on the site, may include: capping the landfill; installing monitoring devices if they are not already in place; providing topsoil, seeding, and mulching as necessary; and possibly converting the land for follow-up use. Routine post-closure care continues for 30 years after a landfill stops accepting waste and includes maintaining the surface cover, monitoring gas, flaring or collecting any gas, monitoring, pumping and transporting any leachate, and monitoring groundwater. Estimates for both closure and post-closure care costs must be based on an engineering estimate of the cost for a third party to perform the necessary work and maintenance. Financial assurance is also required for corrective action, such as remediation of groundwater contamination. ◆

## **Financial Assurance Requirements**

Funding for landfill closure, post-closure maintenance and corrective action must be provided by the landfill owners and operators, ensuring costs are not borne by taxpayers. Many different mechanisms are available to help landfill owners prove now that they will be able to pay later.

Financial assurance mechanisms for landfill closure and long-term (post-closure) care are as follows: 1) a trust fund, 2) a surety bond, 3) Letter of Credit, 4) closure insurance, 5) local government financial strength test, and 6) corporate financial strength test.

Closure and long-term cost estimates are revisited annually for active landfills. For those which closed under Part 807 regulations, review takes place every two years. Costs are updated based on the remaining capacity in the landfill, the remaining post-closure care period, and adjusted for inflation. The funds available must be adequate to cover the projected costs.

For more information, about Illinois regulations regarding financial assurance contact Blake Harris, Bureau of Land, at 217-785-8604.

## **Solid Waste Landfill Terms Defined**

**Closure:** procedure that a solid or hazardous waste management facility undergoes to cease operations and ensure protection of human health and the environment in the future.

**Final Cover System:** the materials or layers (i.e., erosion/vegetative layer, infiltration/barrier layer, drainage layer) installed over the top of a closed landfill to minimize infiltration and erosion.

**Leachate:** any liquid, including any suspended components in the liquid, which percolated through or drained from waste.

**Operation & Maintenance:** activities conducted at a site to ensure that the treatment and containment system is functioning properly. This may include: grading, seeding and mowing the vegetative layer, monitoring and repairing gas and leachate collection systems; treating collected leachate; groundwater monitoring and maintaining and repairing the physical integrity of drainage control structures.

**Response Action:** an action taken to reduce or control risks to human health and the environment.

**Site investigation:** a study designed to gather data needed to determine the nature and extent of contamination.

## **Illinois FIRST -- 33 Abandoned Landfills Targeted for Clean-up**

In March 1999, as part of Governor George H. Ryan's Illinois FIRST legislation (a mechanism to provide funds for infrastructure, roads, schools and transit), the General Assembly appropriated \$50 million to remediate 33 abandoned landfills located in 21 counties throughout the state. Although these landfills stopped accepting waste, they were not properly closed. Resulting risks include leachate entering the groundwater aquifers and migrating into a drinking water source, contaminated surface waters from run-off, explosions from methane build-up, odors, presence of vectors and other rodents, exposure to pathogens, infectious wastes or hazardous substances present in the exposed refuse and uneven terrain or landslides due to differential settling or unstable slopes.

The remediation work at these landfills will include pumping out accumulated leachate (rainwater that has been in contact with the decaying garbage), constructing a new and improved soil cover to prevent future rainwater infiltration into the landfill, grading and slope stabilization and seeding for vegetation. Several years of post-remedial care will also be necessary for maintenance and monitoring.

After the remedial work is complete, as many as 12 of these abandoned landfills may be available for use as safe open space, such as parks and wildlife areas, or serve municipal functions as city garages or parking lots.

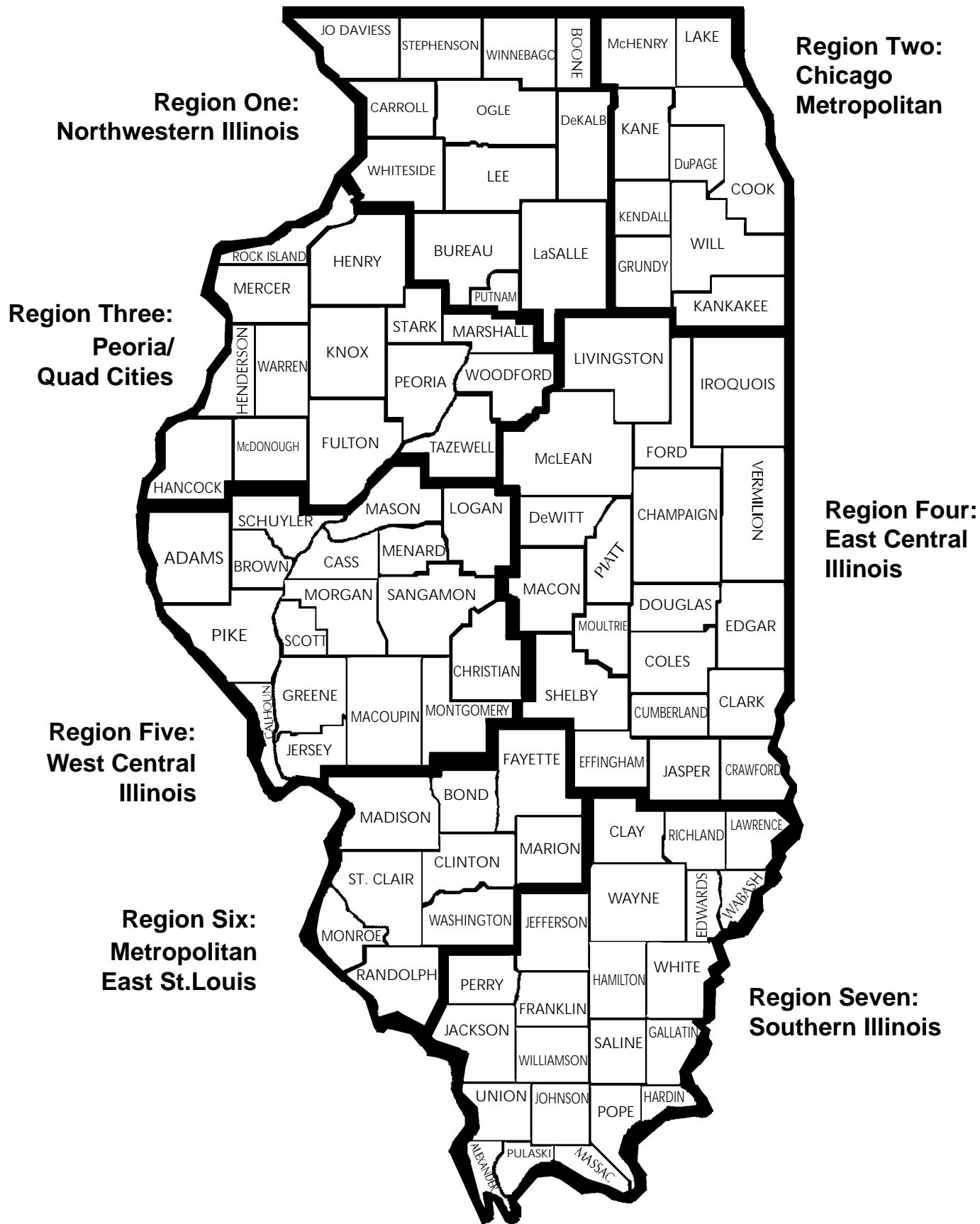
A total of 33 abandoned landfills are identified that require State funding to insure protection of public health and the environment. The Illinois FIRST funding includes \$10 million each for five State Fiscal Years during 2000-2004.

Separate appropriations totaling \$15 million were approved for stabilizing and remedial work on what the Illinois EPA had identified as the "worst" site, Paxton II in southwest Chicago, due to an imminent threat of a collapse of a portion of the landfill.

The Illinois EPA will make every effort to recover the State's remedial costs from the responsible parties.

For more information on Illinois EPA's response, a report entitled [Illinois First Abandoned Landfill Program](#) is available on our Bureau of Land website; click on the clean-up programs and state response program authority links. An update is available each year on the internet. For more information contact Neelu Reddy, at 217-524-4826. ◆

# Illinois Environment Protection Agency Administrative Regions

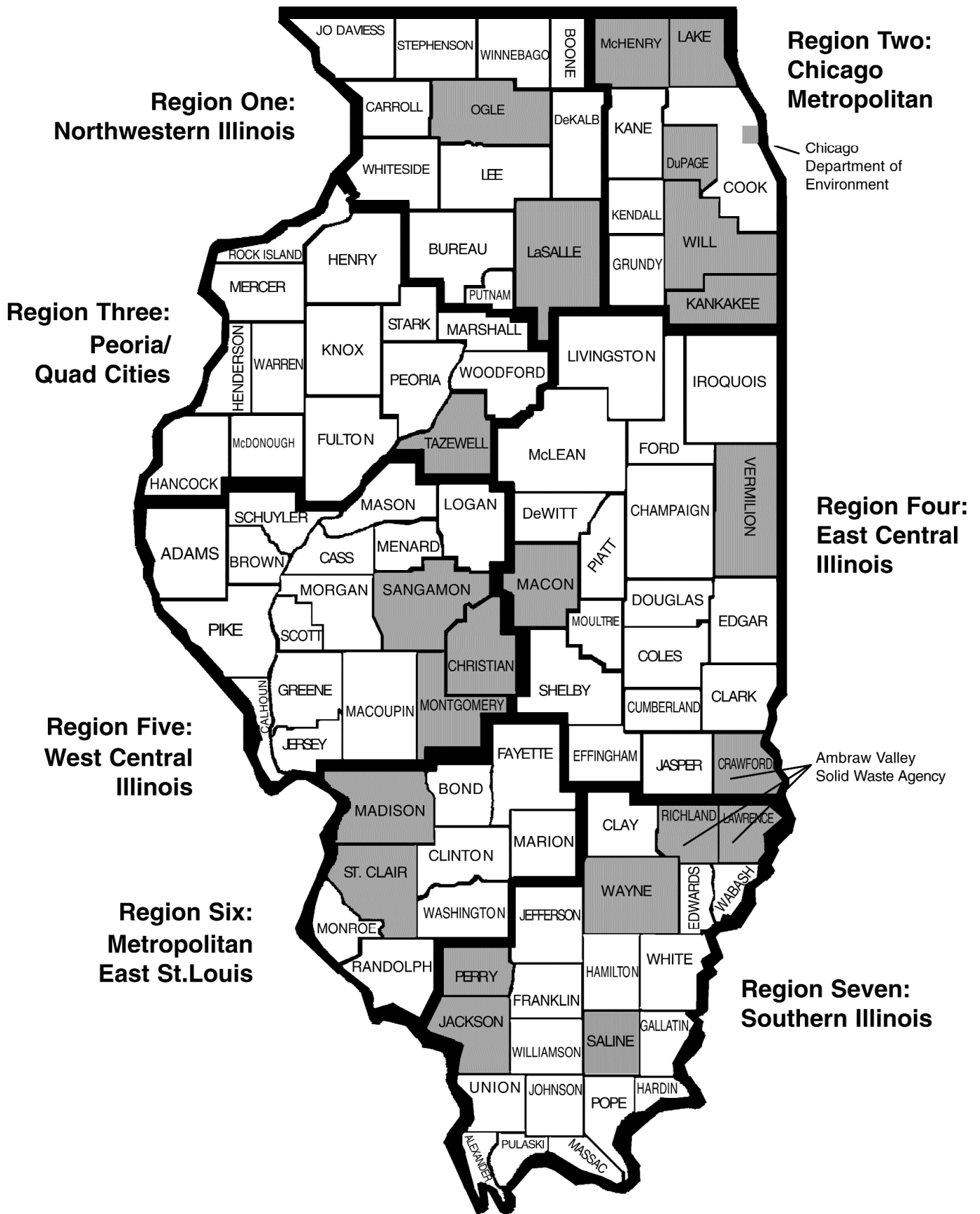


Regional offices are located in Rockford, Des Plaines, Peoria, Champaign, Springfield, Collinsville and Marion

This page intentionally left blank.

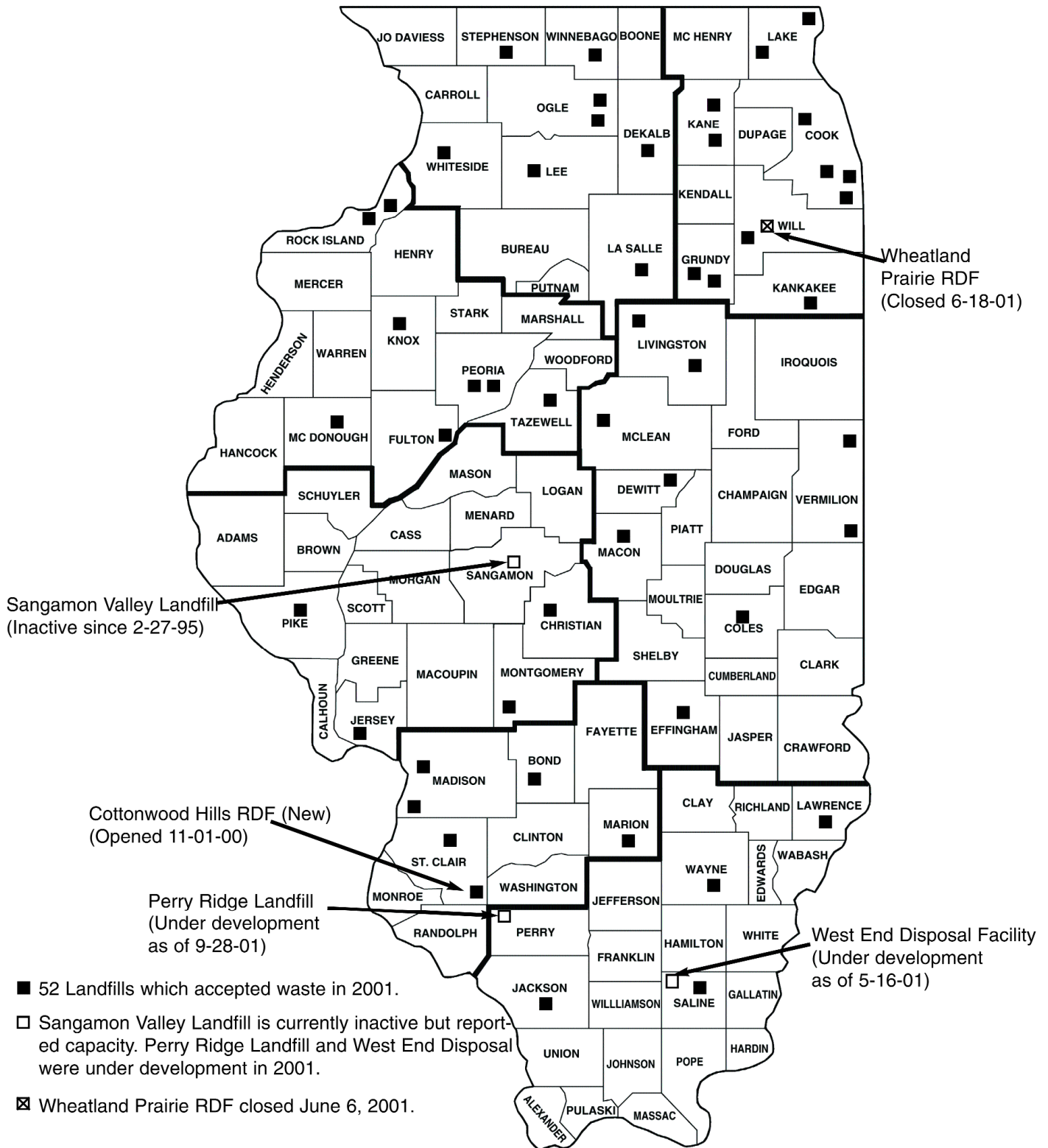


Local Agencies Delegated to Inspect Pollution Control Facilities for the Illinois EPA



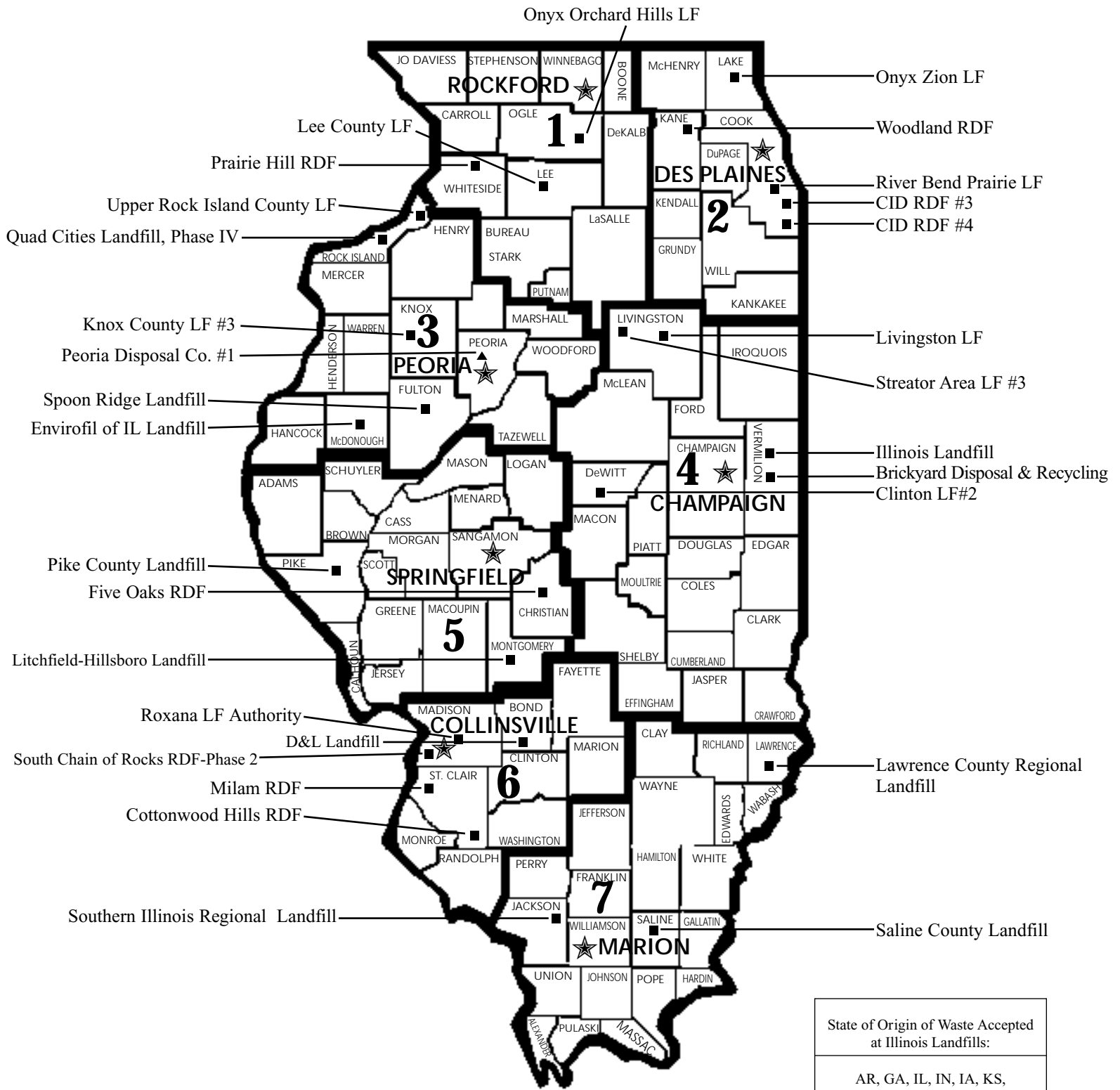
This page intentionally left blank.

# Landfills: Active, Closed, Under Development in 2001



This page intentionally left blank.

# Landfills Receiving Waste From Other States in 2001



■ Thirty (30) landfills receiving waste from eleven other states in 2001

This page intentionally left blank.

## Region One: Northwestern Illinois

# Landfills Transfer Stations Compost Facilities



*Waste semi-trucks hauling to Onyx Orchard Hills Landfill, Davis Junction ranked number three in the State for both wastes disposed and remaining capacity*

This page intentionally left blank.



**F**OUR NEW LANDFILLS DEVELOPED SINCE 1996 IN REGION 1 SHOW up in the top 11 ranking of all the State's landfills in terms of certified capacity as of Jan. 1, 2002. Onyx Orchard Hills Landfill ranks third in the state with 56.9 million gate cubic yards; Prairie Hill RDF is fourth with 48.2 million gate cubic yards; Lee County Landfill ranks ninth overall and LandComp Landfill ranks eleventh.

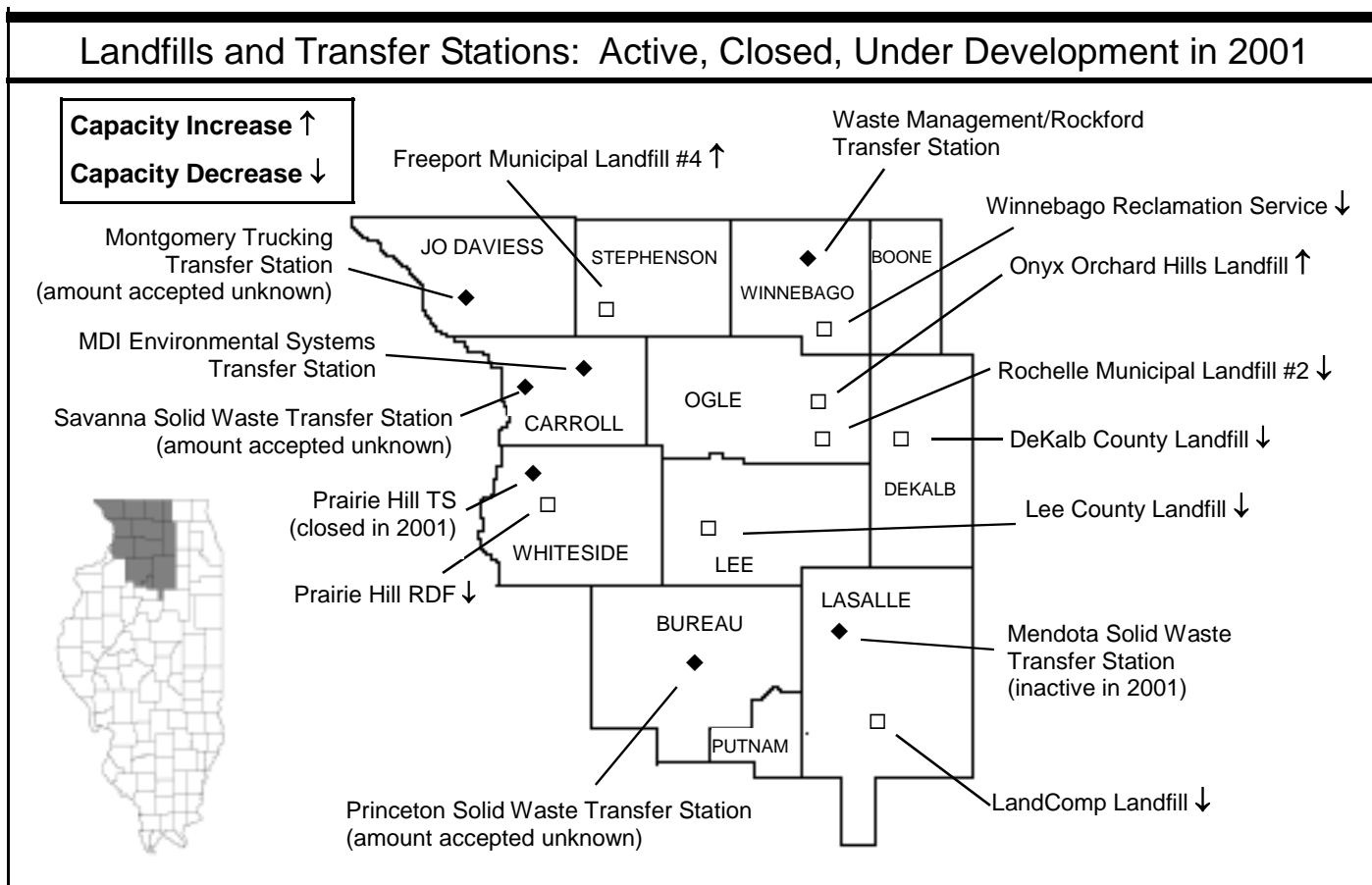
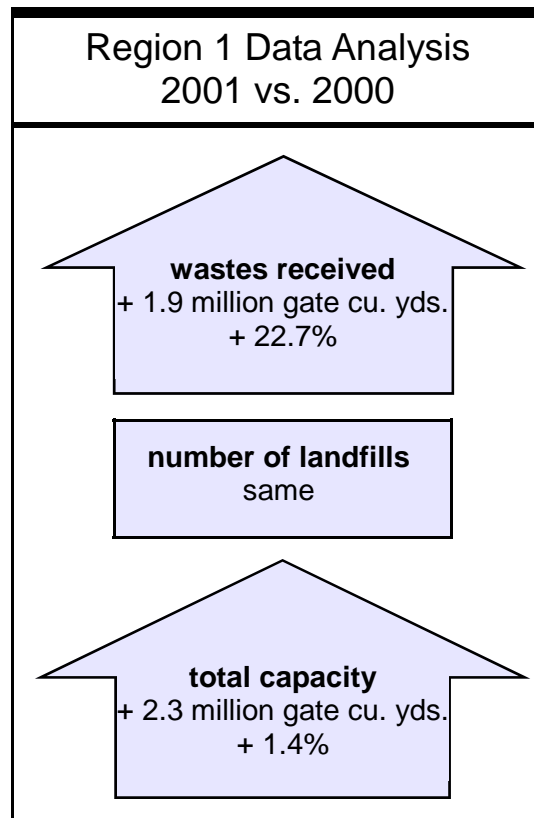
Region One's eight active facilities received 10.5 million gate cubic yards of wastes in 2001 — or 1.9 million gate cubic yards more than in 2000, a 22.7 percent increase.

### Newer facilities

Onyx Orchard Hills Landfill (ranked 3<sup>rd</sup> in terms of waste receipts) with almost 3.5 million gate cubic yards of waste accepted during calendar year 2001. Onyx began operating the site after October 2000. Lee County Landfill, Dixon ranked 4<sup>th</sup> in terms of waste receipts with 3.4 million gate cubic yards.

Prairie Hill Recycling & Disposal Facility reports accepting nine percent of its waste from Iowa. Lee County Landfill accepted three percent from Indiana and Wisconsin. Onyx Orchard Hills Landfill accepted less than one percent of its waste from Wisconsin.

Winnebago Reclamation Service, rounded out the top nine in terms of waste receipts with 1.5 million gate cubic yards.



<b>Counties</b>	<b>12</b>
<b>Area (square miles)</b>	<b>7,371</b>
<b>Population (est.)</b>	<b>800,195</b>
<b>Landfill life expectancy</b>	
<b>Years remaining</b>	<b>15♦</b>
<b>Landfills</b>	
<b>Active in 2001</b>	<b>8</b>
<b>Closed in 2001</b>	<b>0</b>
<b>Open past 2002</b>	<b>7</b>
<b>Transfer Stations</b>	
<b>Active in 2001</b>	<b>5</b>
<b>Closed in 2001</b>	<b>1</b>
<b>Compost facilities</b>	
<b>Active in 2001</b>	<b>6</b>
<b>Inactive in 2001</b>	<b>1</b>

♦Total remaining capacity (from table below) divided by total wastes accepted. Tells how long the region may be served by local landfills at current disposal rates, barring capacity adjustments, until capacity is depleted.

### Capacity increased 22.7 percent as of Jan. 1, 2002

This region is second in the state, behind Peoria Quad Cities (Region 3), in remaining capacity. The largest landfill in terms of remaining capacity in the region, Onyx Orchard Hills Landfill reported 56.9 million gate cubic yards of space available as of Jan. 1, 2002, making it third in the state in capacity rankings on that date. Close behind is Prairie Hill RDF with 48.1 million gate cubic yards, which ranks fourth.

Total capacity for the Region's seven landfills, reporting on Jan. 1, 2002, was 161.9 million gate cubic yards, which is 2.3 million gate cubic yards more than the amount reported on Jan. 1, 2001, a 1.4 percent increase.

### Three landfills opened in 1998, boosting the State's capacity

Onyx Orchard Hills Landfill, Davis Junction, began taking wastes on Jan. 13, 1998. Later in November 1998, LandComp Landfill, Ottawa, opened. Lee County Landfill, Dixon, also opened at that time.

All these newer landfills show up in the top 11 listing in terms of capacity remaining at the State's landfills as of Jan. 1, 2002.

Freeport Municipal Landfill #4, which is planning to close in 2002, shows up last in terms of capacity remaining or available.

Landfills: Wastes Accepted 2001; Remaining Capacities Jan. 1, 2002								
	Municipality	County	Wastes		Capacity		Disp. Area Acres	Close Year
			Cu. Yds.	Rank <sup>1</sup>	Cu. Yds.	Rank <sup>2</sup>		
DeKalb County Landfill	DeKalb	DeKalb	253,989	37	4,708,000	32	88	2019
Freeport Municipal Landfill #4	Freeport	Stephenson	128,993	47	35,000	52	17	2002
LandComp Landfill	Ottawa	LaSalle	633,336	24	21,582,000	11	101.5	2036
Lee County Landfill♦	Dixon	Lee	3,440,363	4	23,017,000	9	142	2014
Onyx Orchard Hills Landfill♦	Davis Junction	Ogle	3,515,139	3	56,879,000	3	175	2018
Prairie Hill RDF♦	Morrison	Whiteside	704,830	22	48,153,000	4	229	2040
Rochelle Municipal Landfill #2	Dement Twp.	Ogle	318,000	35	1,416,000	36	80.6	2006
Winnebago Reclamation Service	Rockford	Winnebago	1,517,488	9	6,124,000	28	43	2005
<b>Totals</b>			<b>10,512,138</b>		<b>161,914,000</b>			

♦Three landfills accepted out-of-state wastes from Indiana, Iowa & Wisconsin during 2001 totaling 178,606 gate cu. yds. or 1.7% of the region's total.

<sup>1</sup> Standing among 52 landfills that accepted wastes during 2001.

<sup>2</sup> Standing among 52 landfills that reported capacity as of Jan. 1, 2002.

## Closures

Lee County Landfill, in Dixon received an Agency permit allowing its owners to begin construction in the summer of 1998 and started accepting wastes by November 1998. This facility replaced Dixon/GROP Landfill #2, which was filled to capacity in December 1998. Freeport Municipal Landfill #4 anticipated reaching capacity and closing by the end of 2002, but was still active in September. All other landfills remained open past 2001.

## Delegated inspections in LaSalle and Ogle counties

The Illinois EPA delegated inspection authority to the LaSalle County Department of Environmental Services and Development and to the Ogle County Solid Waste Management Department. Delegation agreements authorize these agencies to conduct many of the duties that would otherwise have to be performed by the Illinois EPA field office: investigating and enforcing suspected violations of land pollution laws and reports of open dumping, also inspecting landfills, transfer stations and compost facilities permitted through the Agency's Bureau of Land. (Inspections also include industrial landfills, or monofills, and landfills that closed prior to 1999; these facilities are not included in this report.)

## Rockford dominated regional transfer station activity

An Agency voluntary survey determined Region One's transfer stations handled more than 120,000 gate tons of municipal wastes in 2001, an amount equivalent to 3.8 percent of the wastes landfilled in the region. Of those voluntarily reporting, Waste Management's facility in Rockford processed 70 percent of the regional total.

Transfer Stations: Wastes Handled 2001			
	Municipality	County	Tons
MDI Env. Systems	Lanark	Carroll	36,400
Mendota Solid Waste <sup>3</sup>	Mendota	LaSalle	0
Montgomery Trucking <sup>1</sup>	Elizabeth	JoDaviess	0
Prairie Hill <sup>2</sup>	Morrison	Whiteside	0
Princeton Solid Waste <sup>1</sup>	Princeton	Bureau	0
Savanna Solid Waste <sup>1</sup>	Savanna	Carroll	0
Waste Mgt./Rockford	Roscoe	Winnebago	85,049
<b>Total</b>			<b>121,449</b>

<sup>1</sup> Accepted an unknown amount of waste in 2001  
<sup>2</sup> Closed in 2001  
<sup>3</sup> Inactive in 2001

## Questions and Complaints

Illinois EPA Region One field office personnel investigate reports of suspected illegal waste disposal, and inspect the region's landfills, transfer stations and compost facilities, except in **LaSalle and Ogle** counties, where some responsibility has been delegated to local authorities.

Questions or complaints concerning pollution control facilities, open dumping or other incidents should be directed to the office having jurisdiction over the site:

**Illinois EPA**  
**4302 N. Main St.**  
**Rockford, IL 61103**  
**Phone: 815-987-7760**  
**Fax: 815-987-7005**

**LaSalle County Department of Environmental Services and Development**  
**LaSalle County Courthouse**  
**119 W. Madison, Room 400**  
**Ottawa, IL 61350**  
**Phone: 815-434-8666**  
**Fax: 815-433-9303**

**Ogle County Solid Waste Management Department**  
**105 S. 6th St.**  
**Oregon, IL 61061**  
**Phone: 815-732-4020**  
**Fax: 815-732-3709**

## Municipal Waste Management Plans

The Solid Waste Planning and Recycling Act requires all Illinois counties and the city of Chicago to develop, adopt and implement 20-year municipal waste management plans.

Plans include programs and recommendations to achieve solid waste management goals, which typically include waste reduction, recycling, incineration and landfilling as program options.

The law requires each plan to include a program designed to recycle 15 percent of municipal wastes by the end of the third year of the program and 25 percent of municipal wastes by the end of the fifth year (1996), depending upon the availability of markets.

Every five years, each plan must identify changes in planning areas, evaluate progress in plan implementation and, if necessary, revise plan recommendations and goals. The county also has the option of updating its solid waste generation rate. The plan is then submitted to the Illinois EPA for review and comment.

Five year plan updates have been adopted by all counties in Region 1.

Ten year plan updates have also been adopted by LaSalle, Whiteside and Winnebago counties.

Questions concerning these plans and their availability should be directed to the appropriate local administrators listed in Appendix K of this report.

**Details concerning Region One landfills, transfer stations and compost facilities follow on pages R1.5 through R1.26.**

## Rockford Composting leads in composting

Region One's six active compost facilities reported processing more than 53,000 gate tons of landscape wastes in 2001. The three sites DeKalb County Landfill, Rockford Composting and South Meridian Composting, Rockford processed 90 percent of the region's total. Dixon/GROP Landfill #2 compost site was inactive in 2001. Lee County Landfill was issued a permit in April 2002 to operate a landscape waste transfer station, replacing the compost site in Dixon.

### Compost Facilities: Wastes Accepted 2001

	Municipality	County	Tons
DeKalb County Landfill	DeKalb	DeKalb	13,585
Dixon/GROP Landfill #2 <sup>1</sup>	Dixon	Lee	0
Freeport Municipal LF #4	Freeport	Stephenson	2,829
Peru Municipal Landfill #2	Peru	LaSalle	1,237
Rockford Composting	Cherry Valley	Winnebago	20,597
South Meridian Composting	Rockford	Winnebago	14,537
States Land Improvement	Ottawa	LaSalle	560
<b>Total</b>			<b>53,345</b>

<sup>1</sup> Inactive in 2001.

## Average regional recycling rate remains healthy

The Agency does not regulate recycling nor is it required to obtain statistics. Nevertheless, as a public service, the Agency sought this information from county recycling coordinators, who reported recycling rates ranging from 3.3 to 63.7 percent.

Region One's overall recycling rate of 28.8 percent is a multi-year average rather than an average for 2001, because six counties did not report new data in 2001 (see Appendix M for more details). ♦

### Municipal Wastes Recycled

County	Estimated Population	Waste Generated		Waste Recycled	
		Tons	PCD	Tons	Percent
Boone	41,786	32,029	4.2	8,802	27.5
Bureau	35,503	17,828	2.8	2,931	16.4
Carroll <sup>1</sup>	16,941	10,231	3.3	2,194	21.4
DeKalb	88,969	132,451	8.2	84,388	63.7
JoDaviess <sup>1</sup>	21,678	12,697	3.2	1,425	11.2
LaSalle	110,000	122,457	6.1	32,573	26.6
Lee	36,062	32,906	5.0	8,029	24.4
Ogle	51,032	41,093	4.4	12,135	29.5
Putnam <sup>1</sup>	6,086	4,332	3.9	437	10.1
Stephenson	48,052	37,616	4.3	1,244	3.3
Whiteside	60,186	54,000	4.9	15,694	29.1
Winnebago	283,900	330,559	6.4	68,756	20.8
<b>Totals</b>	<b>800,195</b>	<b>828,199</b>	<b>5.7</b>	<b>238,608</b>	<b>28.8<sup>2</sup></b>

<sup>1</sup> Has residential recycling ordinance.

<sup>2</sup> Regional average

# DeKalb County Landfill

<b>County</b>	DeKalb
<b>Municipality</b>	DeKalb
<b>Location</b>	18370 Somonauk Road
<b>Location ☎</b>	815-758-6906
<b>Hours of operation</b>	Mon.-Fri.: 7 a.m. - 3:30 p.m.
<b>Wastes accepted</b>	Municipal, nonhazardous special*
<b>Tipping fee</b>	\$39 per ton
<b>Owner</b>	Waste Management of Illinois Inc.**
<b>Operator</b>	Waste Management of Illinois Inc.**

\*Generated within county; does not accept out-of-county wastes.

## Facility Facts

<b>Identification number</b>	0378020001
<b>Design capacity, airspace cu.yds.</b>	2,302,851
<b>Total permitted landfill area, acres</b>	245
<b>Permitted disposal area, acres</b>	88
<b>Highest permitted elevation, feet (msl)</b>	945
<b>Leachate monitoring stations</b>	4
<b>Groundwater monitoring wells</b>	29
<b>Methane collection system</b>	Yes
<b>Years remaining, estimated by landfill</b>	19
<b>Date/year to open X date/year to close</b>	1974 - 2019

## Wastes Received: 1999, 2000, 2001

	TOTAL WASTES ACCEPTED			OUT-OF-STATE WASTES ACCEPTED		
	gate cu. yds	tons	tons/day	gate cu/yds.	tons	% of total
<b>1999</b>	258,333	78,283	301	0	0	0
<b>2000</b>	245,694	74,453	286	0	0	0
<b>2001</b>	253,989	76,966	296	0	0	0
1999 State of Origin: Illinois only    2000 State of Origin: Illinois only    2001 State of Origin: Illinois only						

## Remaining Capacities: Jan. 1, 2001 and Jan. 1, 2002

<b>2001 certified gate cu. yds. (tons)</b>	5,041,000	(1,528,000)
<b>2002 certified gate cu. yds. (tons)</b>	4,708,000	(1,427,000)

## Audits and Inspections

<b>Solid Waste Mgt. Fees paid in 2001</b>	\$71,413
<b>Last audited by Illinois EPA</b>	5-30-00, 6-25-01 & 6-17-02
<b>Facility inspected by</b>	Illinois EPA, Rockford Regional Office

## Contacts

<b>Owner</b>	<b>Operator</b>
Waste Management of Illinois Inc.**	Waste Management of Illinois Inc.**
18370 Somonauk Road	18370 Somonauk Road
DeKalb, IL 60115-8738	DeKalb, IL 60115-8738
Contact: Dale Hoekstra	Contact: Dale Hoekstra
☎ 630-232-7664	☎ 630-232-7664

\*\*A subsidiary of Waste Management Inc. Midwest, 1001 Fannin, Suite 4000, Houston, TX 77002 \* 713-512-6200

## Freeport Municipal Landfill #4

<b>County</b>	Stephenson
<b>Municipality</b>	Freeport
<b>Location</b>	2133 S. Walnut Road
<b>Location ☎</b>	815-232-3821
<b>Hours of operation</b>	Mon.-Fri.: 7 a.m. - 3 p.m.; Sat.: 7 a.m. - noon
<b>Wastes accepted</b>	Municipal, nonhazardous special*
<b>Tipping fee</b>	\$35 per ton
<b>Owner</b>	City of Freeport
<b>Operator</b>	City of Freeport

\*Generated within county; does not accept out-of-county wastes.

### Facility Facts

<b>Identification number</b>	1770200015
<b>Design capacity, airspace cu.yds.</b>	500,000
<b>Total permitted landfill area, acres</b>	33
<b>Permitted disposal area, acres</b>	17
<b>Highest permitted elevation, feet (msl)</b>	855
<b>Leachate monitoring stations</b>	2
<b>Groundwater monitoring wells</b>	9
<b>Methane collection system</b>	None
<b>Years remaining, estimated by landfill</b>	< 1
<b>Date/year to open X date/year to close</b>	1987 - 2002

\*Site still open in Sept. 2002

### Wastes Received: 1999, 2000, 2001

	TOTAL WASTES ACCEPTED			OUT-OF-STATE WASTES ACCEPTED		
	gate cu. yds	tons	tons/day	gate cu/yds.	tons	% of total
<b>1999</b>	127,232	38,555	148	0	0	0
<b>2000</b>	123,690	37,482	144	0	0	0
<b>2001</b>	128,993	39,089	150	0	0	0
1999 State of Origin: Illinois only    2000 State of Origin: Illinois only    2001 State of Origin: Illinois only						

### Remaining Capacities: Jan. 1, 2001 and Jan. 1, 2002

<b>2001 certified gate cu. yds. (tons)</b>	30,000	( 9,000)
<b>2002 certified gate cu. yds. (tons)</b>	35,000	( 11,000)

### Audits and Inspections

<b>Solid Waste Mgt. Fees paid in 2001</b>	\$25,000
<b>Last audited by Illinois EPA</b>	12-5-00, 9-19-01 & 6-20-02
<b>Facility inspected by</b>	Illinois EPA, Rockford Regional Office

### Contacts

Owner	Operator
City of Freeport 230 W. Stephenson St. Freeport, IL 61032 Contact: Jeff Mikkelsen ☎ 815-235-8207	City of Freeport 230 W. Stephenson St. Freeport, IL 61032 Contact: Jeff Mikkelsen ☎ 815-235-8207

## LandComp Landfill

<b>County</b>	LaSalle
<b>Municipality</b>	Ottawa
<b>Location</b>	2840 E. 13th Road
<b>Location ☎</b>	815-434-1808
<b>Hours of operation</b>	N/A
<b>Wastes accepted</b>	Municipal, nonhazardous special
<b>Tipping fee</b>	N/A
<b>Owner</b>	LandComp Corp.
<b>Operator</b>	LandComp Corp.

### Facility Facts

<b>Identification number</b>	0990808103
<b>Design capacity, airspace cu.yds.</b>	13,398,000
<b>Total permitted landfill area, acres</b>	188
<b>Permitted disposal area, acres</b>	101.5
<b>Highest permitted elevation, feet (msl)</b>	680
<b>Leachate monitoring stations</b>	13
<b>Groundwater monitoring wells</b>	38
<b>Methane collection system</b>	Gas-to-energy (planned)
<b>Years remaining, estimated by landfill</b>	34
<b>Date/year to open X date/year to close</b>	11-6-98 - 2036

### Wastes Received: 1999, 2000, 2001

	TOTAL WASTES ACCEPTED			OUT-OF-STATE WASTES ACCEPTED		
	gate cu. yds	tons	tons/day	gate cu/yds.	tons	% of total
<b>1999</b>	534,118	161,854	623	0	0	0
<b>2000</b>	587,393	177,998	685	0	0	0
<b>2001</b>	633,336	191,920	738	0	0	0
1999 State of Origin: Illinois only    2000 State of Origin: Illinois only    2001 State of Origin: Illinois only						

### Remaining Capacities: Jan. 1, 2001 and Jan. 1, 2002

<b>2001 certified gate cu. yds. (tons)</b>	21,936,000	(6,647,000)
<b>2002 certified gate cu. yds. (tons)</b>	21,582,000	(6,540,000)

### Audits and Inspections

<b>Solid Waste Mgt. Fees paid in 2001</b>	\$145,132
<b>Last audited by Illinois EPA</b>	6-15-99, 11-14-00, 5-15-01 & 6-4-02
<b>Facility inspected by</b>	LaSalle Co. Dept. of Environmental Services & Development & Illinois EPA, Rockford Regional Office

### Contacts

<b>Owner</b>	<b>Operator</b>
LandComp Corp.	LandComp Corp.
P.O. Box 520	P.O. Box 520
Ottawa, IL 61350	Ottawa, IL 61350
Contact: Mark Dykema	Contact: Mark Dykema
☎ 815-434-1808	☎ 815-434-1808

## Lee County Landfill

<b>County</b>	Lee
<b>Municipality</b>	Dixon
<b>Location</b>	1214 S. Bataan Road
<b>Location ☎</b>	815-288-4607
<b>Hours of operation</b>	Mon.-Fri.: 6 a.m. - 6 p.m.
<b>Wastes accepted</b>	Municipal, nonhazardous special
<b>Tipping fee</b>	N/A
<b>Owner</b>	Lee County Landfill Inc.**
<b>Operator</b>	Lee County Landfill Inc.**

### Facility Facts

<b>Identification number</b>	1030205110
<b>Design capacity, airspace cu.yds.</b>	17,000,000*
<b>Total permitted landfill area, acres</b>	223
<b>Permitted disposal area, acres</b>	142
<b>Highest permitted elevation, feet (msl)</b>	869
<b>Leachate monitoring stations</b>	10
<b>Groundwater monitoring wells</b>	27
<b>Methane collection system</b>	Active System, Pending Approval
<b>Years remaining, estimated by landfill</b>	6.7
<b>Date/year to open X date/year to close</b>	11-11-98 - 2014***

\*Modification #8 of permit was approved 10-20-99 to decrease air space by 53,000 cu yds. \*\*\*As site capacity decreases, it is anticipated at the "gate" volume will also decrease, extending life of site.

### Wastes Received: 1999, 2000, 2001

	TOTAL WASTES ACCEPTED			OUT-OF-STATE WASTES ACCEPTED		
	gate cu. yds	tons	tons/day	gate cu/yds.	tons	% of total
<b>1999</b>	2,227,247	674,923	2,596	0	0	0
<b>2000</b>	3,052,273	924,931	3,557	0	0	0
<b>2001</b>	3,440,363	1,042,534	4,010	102,024	30,916	3
1999 State of Origin: Illinois only    2000 State of Origin: Illinois only    2001 State of Origin: Illinois, Iowa, Wisconsin						

### Remaining Capacities: Jan. 1, 2001 and Jan. 1, 2002

<b>2001 certified gate cu. yds. (tons)</b>	25,760,000	(7,806,000)
<b>2002 certified gate cu. yds. (tons)</b>	23,017,000	(6,975,000)

### Audits and Inspections

<b>Solid Waste Mgt. Fees paid in 2001</b>	\$917,101
<b>Last audited by Illinois EPA</b>	6-29-99, 3-7-01 & 5-7-02
<b>Facility inspected by</b>	Illinois EPA, Rockford Regional Office

### Contacts

Owner	Operator
Lee County Landfill Inc.** 13832 S. Kostner Crestwood, IL 60445 Contact: John McDonnell ☎ 708-824-3060	Lee County Landfill Inc.** 1214 S. Bataan Road Dixon, IL 61021 Contact: Rick Humphrey ☎ 815-288-4607
**A subsidiary of Allied Waste Industries Inc., 15880 N. Greenway-Hayden Loop, Suite 100, Scottsdale, AZ 85260 * 480-627-2700. Regional Office: 1370 S. Kostner, Crestwood, IL 60445 * 708-824-3060	



## Onyx Orchard Hills Landfill\*

<b>County</b>	Ogle
<b>Municipality</b>	Davis Junction
<b>Location</b>	8290 Highway 251
<b>Location ☎</b>	815-874-9000
<b>Hours of operation</b>	Mon.-Fri.: 6 a.m. - 4:30 p.m.; Sat.: 6 a.m. - 12 noon
<b>Wastes accepted</b>	Municipal, nonhazardous special
<b>Tipping fee</b>	\$45.00/ton
<b>Owner</b>	Onyx Orchard Hills Landfill Inc.**
<b>Operator</b>	Onyx Orchard Hills Landfill Inc.**

\*New name and owner/operator 10-6-00

### Facility Facts

<b>Identification number</b>	1410175005
<b>Design capacity, airspace cu.yds.</b>	25,740,745
<b>Total permitted landfill area, acres</b>	333
<b>Permitted disposal area, acres</b>	175*
<b>Highest permitted elevation, feet (msl)</b>	881.5
<b>Leachate monitoring stations</b>	9
<b>Groundwater monitoring wells</b>	42
<b>Methane collection system</b>	Active
<b>Years remaining, estimated by landfill</b>	16.2
<b>Date/year to open X date/year to close</b>	1-13-98 - 2018

\*Pending permit application for 17,650,000 cu. yds. increase (vertical and horizontal expansion).

### Wastes Received: 1999, 2000, 2001

	TOTAL WASTES ACCEPTED			OUT-OF-STATE WASTES ACCEPTED		
	gate cu. yds	tons	tons/day	gate cu/yds.	tons	% of total
<b>1999</b>	4,369,843	1,324,195	5,093	0	0	0
<b>2000</b>	2,600,000	787,879	3,030	132	40	0
<b>2001</b>	3,515,139	1,065,194	4,097	15,138	4,587	0
1999 State of Origin: Illinois only		2000 State of Origin: Illinois, Wisconsin		2001 State of Origin: Illinois, Wisconsin		

### Remaining Capacities: Jan. 1, 2001 and Jan. 1, 2002

<b>2001 certified gate cu. yds. (tons)</b>	47,443,000	(14,377,000)
<b>2002 certified gate cu. yds. (tons)</b>	56,879,000	(17,236,000)

Alternative method: average compaction ratio calculated using averages for density of waste received and density of waste in-place

### Audits and Inspections

<b>Solid Waste Mgt. Fees paid in 2001</b>	\$769,067
<b>Last audited by Illinois EPA</b>	9-14-99, 3-28-01 & 3-13-02
<b>Facility inspected by</b>	Ogle County Solid Waste Management Department & Illinois EPA, Rockford Regional Office

### Contacts

<b>Owner</b>	<b>Operator</b>
Onyx Orchard Hills Landfill Inc.**	Onyx Orchard Hills Landfill Inc.**
8290 Highway 251 South	8290 Highway 251 South
Davis Junction, IL 61020	Davis Junction, IL 61020
Contact: Chris Peters, General Manager	Contact: Chris Peters, General Manager
☎ 815-874-9000	☎ 815-874-9000

\*\*An affiliate of Superior Services Inc., 125 S. 84th St., Suite 200, Milwaukee, WI 53214 and a subsidiary of Vivendi Environmental, France \* 414-479-7800 \* Regional office: 1525 Kautz Road, Suite 1000, West Chicago, IL 60185 \* 630-762-7703

## Prairie Hill Recycling and Disposal Facility

<b>County</b>	Whiteside
<b>Municipality</b>	Morrison
<b>Location</b>	18762 Lincoln Road
<b>Location ☎</b>	815-772-7308
<b>Hours of operation</b>	Mon.-Fri.: 7 a.m. - 4 p.m.; Sat.: 7 a.m. - noon
<b>Wastes accepted</b>	Municipal only
<b>Tipping fee</b>	\$19 per ton
<b>Owner</b>	Whiteside County
<b>Operator</b>	Waste Management of Illinois Inc.**

### Facility Facts

<b>Identification number</b>	1950350014
<b>Design capacity, airspace cu.yds.</b>	28,300,000*
<b>Total permitted landfill area, acres</b>	423
<b>Permitted disposal area, acres</b>	229*
<b>Highest permitted elevation, feet (msl)</b>	877
<b>Leachate monitoring stations</b>	31
<b>Groundwater monitoring wells</b>	41
<b>Methane collection system</b>	None
<b>Years remaining, estimated by landfill</b>	38
<b>Date/year to open X date/year to close</b>	8-26-96 - 2040

\*Operation of Phase 2, Cell 2 (6.1 ac.) is permitted as of 7-20-00.

### Wastes Received: 1999, 2000, 2001

	TOTAL WASTES ACCEPTED			OUT-OF-STATE WASTES ACCEPTED		
	gate cu. yds	tons	tons/day	gate cu/yds.	tons	% of total
<b>1999</b>	625,877	189,660	729	68,043	20,619	11
<b>2000</b>	569,635	172,617	664	93,957	28,472	16
<b>2001</b>	704,830	213,585	821	61,444	18,619	9

1999 State of Origin: Illinois, Iowa    2000 State of Origin: Illinois, Iowa    2001 State of Origin: Illinois, Iowa

### Remaining Capacities: Jan. 1, 2001 and Jan. 1, 2002

<b>2001 certified gate cu. yds. (tons)</b>	50,208,000	(15,215,000)
<b>2002 certified gate cu. yds. (tons)</b>	48,153,000	(14,592,000)

### Audits and Inspections

<b>Solid Waste Mgt. Fees paid in 2001</b>	\$182,470
<b>Last audited by Illinois EPA</b>	9-21-99, 4-4-01 & 3-14-02
<b>Facility inspected by</b>	Illinois EPA, Rockford Regional Office

### Contacts

Owner	Operator
Whiteside County	Waste Management of Illinois Inc.**
Whiteside County Courthouse, 200 E. Knox St.	18762 Lincoln Road
Morrison, IL 61270	Morrison, IL 61270
Contact: Peter Petrowsky	Contact: Ian Johnson
☎ 815-772-7651	☎ 630-232-7664

\*\*A subsidiary of Waste Management Inc. Midwest, 1001 Fannin, Suite 4000, Houston, TX 77002 \* 713-512-6200

## Rochelle Municipal Landfill #2

<b>County</b>	Ogle
<b>Municipality</b>	Dement Township
<b>Location</b>	6513 Mulford Road
<b>Location ☎</b>	815-384-4251
<b>Hours of operation</b>	Mon.-Fri.: 7 a.m. - 3:30 p.m.; Sat.: 7 a.m. - 11 am
<b>Wastes accepted</b>	Municipal, nonhazardous special
<b>Tipping fee</b>	\$45 per ton
<b>Owner</b>	City of Rochelle
<b>Operator</b>	Rochelle Waste Disposal LLC**

### Facility Facts

<b>Identification number</b>	1418030020
<b>Design capacity, airspace cu.yds.</b>	1,827,900
<b>Total permitted landfill area, acres</b>	N/A
<b>Permitted disposal area, acres</b>	80.6
<b>Highest permitted elevation, feet (msl)</b>	876
<b>Leachate monitoring stations</b>	6
<b>Groundwater monitoring wells</b>	14
<b>Methane collection system</b>	Flares
<b>Years remaining, estimated by landfill</b>	4.5
<b>Date/year to open X date/year to close</b>	6-30-72 - 2006

### Wastes Received: 1999, 2000, 2001

	TOTAL WASTES ACCEPTED			OUT-OF-STATE WASTES ACCEPTED		
	gate cu. yds	tons	tons/day	gate cu/yds.	tons	% of total
<b>1999</b>	231,000	70,000	269	0	0	0
<b>2000</b>	288,000	87,273	336	0	0	0
<b>2001</b>	318,000	96,364	371	0	0	0
1999 State of Origin: Illinois only		2000 State of Origin: Illinois only		2001 State of Origin: Illinois only		

### Remaining Capacities: Jan. 1, 2001 and Jan. 1, 2002

<b>2001 certified gate cu. yds. (tons)</b>	1,547,000	( 469,000)
<b>2002 certified gate cu. yds. (tons)</b>	1,416,000	( 429,000)

### Audits and Inspections

<b>Solid Waste Mgt. Fees paid in 2001</b>	\$11,300
<b>Last audited by Illinois EPA</b>	8-14-00, 7-25-01 & 5-22-02
<b>Facility inspected by</b>	Ogle County Solid Waste Management Department & Illinois EPA, Rockford Regional Office

### Contacts

#### Owner

City of Rochelle  
Sixth Street & Fifth Avenue  
Rochelle, IL 61068  
Contact: Joe Salitros  
☎ 815-561-2000

#### Operator

Rochelle Waste Disposal LLC\*\*  
8403 Lindenwood Road  
Rockford, IL 61109  
Contact: Tom Hilbert  
☎ 815-562-6718

\*\*Operator address given is for Winnebago Reclamation Service Inc.; Regional Office: 4920 Forest Hill Road, P.O. Box 2071, Loves Park, IL 61103 \* 815-654-4711

## Winnebago Reclamation Service

<b>County</b>	Winnebago
<b>Municipality</b>	Rockford
<b>Location</b>	8403 Lindenwood Road
<b>Location ☎</b>	815-874-4806
<b>Hours of operation</b>	Mon.-Fri.: 6:30 a.m. - 3:30 p.m.; Sat.: 8 a.m. - 11 am
<b>Wastes accepted</b>	Municipal, nonhazardous special
<b>Tipping fee</b>	\$58 per ton
<b>Owner</b>	Winnebago Reclamation Service Inc.**
<b>Operator</b>	Winnebago Reclamation Service Inc.**

### Facility Facts

<b>Identification number</b>	2018080001
<b>Design capacity, airspace cu.yds.</b>	21,012,300*
<b>Total permitted landfill area, acres</b>	235
<b>Permitted disposal area, acres</b>	43***
<b>Highest permitted elevation, feet (msl)</b>	865
<b>Leachate monitoring stations</b>	6
<b>Groundwater monitoring wells</b>	45
<b>Methane collection system</b>	Gas-to-energy
<b>Years remaining, estimated by landfill</b>	4
<b>Date/year to open X date/year to close</b>	4-30-72 - 2005****

\*After approval for Phase 2 cell of 12.1 million cu yds in 2000. \*\*\*Seeking local siting expansion to 70. \*\*\*\*Have local siting approval for three and one-half additional years (potential capacity of 1,798,840 in-place cubic yards).

### Wastes Received: 1999, 2000, 2001

	TOTAL WASTES ACCEPTED			OUT-OF-STATE WASTES ACCEPTED		
	gate cu. yds	tons	tons/day	gate cu/yds.	tons	% of total
<b>1999</b>	903,330	273,736	1,053	0	0	0
<b>2000</b>	1,098,657	332,926	1,280	0	0	0
<b>2001</b>	1,517,488	459,845	1,769	0	0	0
1999 State of Origin: Illinois only    2000 State of Origin: Illinois only    2001 State of Origin: Illinois only						

### Remaining Capacities: Jan. 1, 2001 and Jan. 1, 2002

<b>2001 certified gate cu. yds. (tons)</b>	7,641,000	(2,315,000)
<b>2002 certified gate cu. yds. (tons)</b>	6,124,000	(1,856,000)

### Audits and Inspections

<b>Solid Waste Mgt. Fees paid in 2001</b>	\$222,554
<b>Last audited by Illinois EPA</b>	8-15-00, 7-26-01 & 5-23-02
<b>Facility inspected by</b>	Illinois EPA, Rockford Regional Office

### Contacts

Owner	Operator
Winnebago Reclamation Service Inc.** 8403 Lindenwood Road Rockford, IL 61109 Contact: John Lichty ☎ 815-874-4806	Winnebago Reclamation Service Inc.** 8403 Lindenwood Road Rockford, IL 61109 Contact: John Lichty ☎ 815-874-4806

\*\*Regional Office: 4920 Forest Hill Road, P.O. Box 2071, Loves Park, IL 61103 \* 815-654-4711

## MDI Environmental Systems Transfer Station (Active)

<b>County</b>	Carroll
<b>Municipality</b>	Lanark
<b>Location</b>	Route 64 & Shannon Road
<b>Location ☎</b>	815-938-3602
<b>Hours of operation</b>	Mon. - Fri.: 7 a.m. - 3:30 p.m.
<b>Wastes accepted</b>	Municipal, recyclables
<b>Tipping fee</b>	\$40/ton
<b>Owner</b>	Moring Disposal Inc.
<b>Operator</b>	MDI Environmental Systems

### Facility Facts

<b>Identification number</b>	0150100001
<b>Opened, year</b>	1994
<b>Facility acreage</b>	5

### Wastes Received: 1999, 2000, 2001

	<u>Tons per year</u>	<u>Tons per day (average)</u>
<b>1999</b>	31,000	120
<b>2000</b>	31,000	120
<b>2001</b>	36,400	140

### Inspections

<b>Facility inspected by</b>	Illinois EPA, Rockford Regional Office
------------------------------	--

### Contacts

#### Owner

Moring Disposal Inc.  
Dennis R. Pate  
306 E. Main  
Forreston, IL 61030  
☎ 815-938-3602

#### Operator

MDI Environmental Systems  
Dennis R. Pate  
P.O. Box 158  
Forreston, IL 61030  
☎ 815-493-6331

## Mendota Solid Waste Transfer Station (Inactive)

<b>County</b>	LaSalle
<b>Municipality</b>	Mendota
<b>Location</b>	First Avenue, behind fairgrounds
<b>Location ☎</b>	815-539-7459
<b>Hours of operation</b>	Mon. - Sat.: 6 a.m. - 4:30 p.m.
<b>Wastes accepted</b>	Municipal*
<b>Tipping fee</b>	N/A
<b>Owner</b>	City of Mendota
<b>Operator</b>	Waste Management of Illinois Inc.**

\*City-generated wastes only

### Facility Facts

<b>Identification number</b>	0990550013
<b>Opened, year</b>	1991
<b>Facility acreage</b>	5

### Wastes Received: 1999, 2000, 2001

	<u>Tons per year</u>	<u>Tons per day (average)</u>
<b>1999</b>	0	0
<b>2000</b>	0	0
<b>2001</b>	0	0

Illinois EPA inspector said the site was inactive in 2001.

### Inspections

<b>Facility inspected by</b>	Illinois EPA, Rockford Regional Office & LaSalle Co. Dept. of Environmental Services & Development
------------------------------	--

### Contacts

<b>Owner</b>	<b>Operator</b>
City of Mendota 607 Eighth Ave. Mendota, IL 61342 ☎ 815-539-7459	Waste Management of Illinois Inc.** 720 E. Butterfield Road Lombard, IL 60148 ☎ 630-572-8800

\*\*A subsidiary of Waste Management Inc. Midwest, 1001 Fannin, Suite 4000, Houston, TX 77002 \* 713-512-6200

## Montgomery Trucking (Active)

<b>County</b>	JoDaviess
<b>Municipality</b>	Elizabeth
<b>Location</b>	Route 20 West
<b>Location ☎</b>	815-777-0672
<b>Hours of operation</b>	Mon.-Fri.: 8 a.m. - 3 p.m.; Sat.: 8 a.m.-11 a.m.
<b>Wastes accepted</b>	Municipal, recyclables
<b>Tipping fee</b>	N/A
<b>Owner</b>	Montgomery Trucking
<b>Operator</b>	Montgomery Trucking

### Facility Facts

<b>Identification number</b>	0850155009
<b>Opened, year</b>	1997
<b>Facility acreage</b>	1.32

### Wastes Received: 1999, 2000, 2001

	<u>Tons per year</u>	<u>Tons per day (average)</u>
<b>1999</b>	0	0
<b>2000</b>	0	0
<b>2001</b>	0	0

Active, but waste receipts unknown.

### Inspections

<b>Facility inspected by</b>	Illinois EPA, Rockford Regional Office
------------------------------	--

### Contacts

<b>Owner</b>	<b>Operator</b>
Montgomery Trucking 929 Fulton St. Galena, IL 61036 ☎ 815-777-0672	Montgomery Trucking 929 Fulton St. Galena, IL 61036 ☎ 815-777-0672

## Prairie Hill Transfer Station (Closed)

<b>County</b>	Whiteside
<b>Municipality</b>	Morrison
<b>Location</b>	18762 Lincoln Road, at the LF
<b>Location ☎</b>	815-772-7308
<b>Hours of operation</b>	Mon. - Fri.: a.m. - p.m.; Sat.: a.m. - p.m.
<b>Wastes accepted</b>	Landscape waste, recyclables
<b>Tipping fee</b>	N/A
<b>Owner</b>	Whiteside County
<b>Operator</b>	Waste Management of Illinois Inc.**

### Facility Facts

<b>Identification number</b>	1950350014
<b>Opened, year</b>	1995 - 2001
<b>Facility acreage</b>	N/A

### Wastes Received: 1999, 2000, 2001

	<u>Tons per year</u>	<u>Tons per day (average)</u>
<b>1999</b>	0	0
<b>2000</b>	0	0
<b>2001</b>	0	0

### Inspections

<b>Facility inspected by</b>	Illinois EPA, Rockford Regional Office
------------------------------	--

### Contacts

<b>Owner</b>	<b>Operator</b>
Whiteside County Peter Petrowsky Courthouse, 200 E. Knox St. Morrison, IL 61270 ☎ 815-772-7651	Waste Management of Illinois Inc.** Mike Wiersema 18762 Lincoln Road Morrison, IL 61270 ☎ 815-772-7308

\*\*A subsidiary of Waste Management Inc. Midwest, 1001 Fannin, Suite 4000, Houston, TX 77002 \* 713-512-6200



## Princeton Solid Waste Transfer Station (Active)

<b>County</b>	Bureau
<b>Municipality</b>	Princeton
<b>Location</b>	101 Peggy Lane
<b>Location ☎</b>	815-875-1682
<b>Hours of operation</b>	Mon. - Fri.: 7 a.m. - 3:30 p.m.; Sat.: 8 a.m. - noon
<b>Wastes accepted</b>	Municipal, recyclables
<b>Tipping fee</b>	N/A
<b>Owner</b>	City of Princeton
<b>Operator</b>	City of Princeton

### Facility Facts

<b>Identification number</b>	0110850012
<b>Opened, year</b>	1993
<b>Facility acreage</b>	5

### Wastes Received: 1999, 2000, 2001

	<u>Tons per year</u>	<u>Tons per day (average)</u>
<b>1999</b>	11,650	42
<b>2000</b>	11,927	43
<b>2001</b>	0	0

Active, but waste receipts unknown.

### Inspections

<b>Facility inspected by</b>	Illinois EPA, Rockford Regional Office
------------------------------	--

### Contacts

<b>Owner</b>	<b>Operator</b>
City of Princeton 2 S. Main St. Princeton, IL 61356 ☎ 815-875-2631	City of Princeton 2 S. Main St. Princeton, IL 61356 ☎ 815-875-2631

## Savanna Solid Waste Transfer Station (Active)

<b>County</b>	Carroll
<b>Municipality</b>	Savanna
<b>Location</b>	Chamber of Commerce Industrial Park, Portland Avenue
<b>Location ☎</b>	815-273-2251
<b>Hours of operation</b>	Tue. - Wed.: 8 a.m. - 11:30 a.m.; Sat.: 8 a.m. - noon
<b>Wastes accepted</b>	Municipal, landscape waste, recyclables
<b>Tipping fee</b>	N/A
<b>Owner</b>	City of Savanna
<b>Operator</b>	City of Savanna

### Facility Facts

<b>Identification number</b>	0150250005
<b>Opened, year</b>	1990
<b>Facility acreage</b>	1

### Wastes Received: 1999, 2000, 2001

	<u>Tons per year</u>	<u>Tons per day (average)</u>
<b>1999</b>	1,180	9
<b>2000</b>	0	0
<b>2001</b>	0	0

Active, but waste receipts unknown.

### Inspections

<b>Facility inspected by</b>	Illinois EPA, Rockford Regional Office
------------------------------	--

### Contacts

<b>Owner</b>	<b>Operator</b>
City of Savanna 101 Main St. Savanna, IL 61074 ☎ 815-273-2251	City of Savanna 101 Main St. Savanna, IL 61074 ☎ 815-273-2251

## Waste Management/Rockford Transfer Station (Active)

<b>County</b>	Winnebago
<b>Municipality</b>	Roscoe
<b>Location</b>	13125 N. Second St.
<b>Location ☎</b>	815-389-6180
<b>Hours of operation</b>	Mon. - Sat.: 4:30 a.m. - 6 p.m.
<b>Wastes accepted</b>	Municipal, landscape waste
<b>Tipping fee</b>	N/A
<b>Owner</b>	Waste Management of Wisconsin Inc.**
<b>Operator</b>	Waste Management of Wisconsin Inc.**

### Facility Facts

<b>Identification number</b>	2010400008
<b>Opened, year</b>	1984
<b>Facility acreage</b>	N/A

### Wastes Received: 1999, 2000, 2001

	<u>Tons per year</u>	<u>Tons per day (average)</u>
<b>1999</b>	73,674	290
<b>2000</b>	87,361	336
<b>2001</b>	85,049	300

### Inspections

<b>Facility inspected by</b>	Illinois EPA, Rockford Regional Office
------------------------------	--

### Contacts

#### Owner

Waste Management of Wisconsin Inc.\*\*  
West 124 North, 8925 Boundary Road  
Menomonee Falls, WI 53051  
☎ 262-251-4000

#### Operator

Waste Management of Wisconsin Inc.\*\*  
Robert Parys  
13125 N. 2nd St.  
Roscoe, IL 61073  
☎ 815-389-6180

\*\*A subsidiary of Waste Management Inc. Midwest, 1001 Fannin, Suite 4000, Houston, TX 77002 \* 713-512-6200

## DeKalb County Landfill Compost Facility

<b>County</b>	DeKalb
<b>Municipality</b>	DeKalb
<b>Location</b>	18370 Somonauk Road
<b>Location ☎</b>	815-758-6906
<b>Hours of operation</b>	Mon. - Fri.: 7 a.m. - 3:30 pm.
<b>Wastes Accepted</b>	Grass, Leaves, Brush, Vegetable Waste
<b>Owner</b>	Waste Management of Illinois Inc.**
<b>Operator</b>	Waste Management of Illinois Inc.**

### Facility Facts

<b>Identification number</b>	0378020001
<b>Date/Year Open - Date/Year Closed</b>	2-8-90 -
<b>Permit Expires</b>	1-15-06
<b>Facility Inspected By</b>	Illinois EPA, Rockford Regional Office

### Landscape Waste Received (cu. yds): 1999, 2000 & 2001

	Grass cu. yds.	Leaves cu. yds.	Brush cu. yds.
<b>1999</b>	0	0	0
<b>2000</b>	0	0	0
<b>2001</b>	0	0	0

### Total Landscape Waste Received (tons): 1999, 2000 & 2001

<b>1999 tons per year</b>	15,238
<b>2000 tons per year</b>	12,618
<b>2001 tons per year</b>	13,585

\*Records did not itemize landscape waste components.

### 2001 Amounts Used/Sold (cubic yards)

	Composted	Chipped/Shredded
<b>Land Reclamation</b>	0	0
<b>Daily Landfill Cover</b>	0	0
<b>Final Landfill Cover</b>	0	0
<b>Landscaping</b>	0	0
<b>Land Application at Agronomic Rates</b>	0	0
<b>Other</b>	9,447	0
<b>TOTAL</b>	9,447	0

\*General use compost sold for gardening.

### Contacts

<b>Owner</b>	<b>Operator</b>
Waste Management of Illinois Inc.** 18370 Somonauk Road DeKalb, IL 60115-8738 ☎ 815-758-6906	Waste Management of Illinois Inc.** 18370 Somonauk Road DeKalb, IL 60115-8738 ☎ 815-758-6906

\*\*A subsidiary of Waste Management Inc. Midwest, 1001 Fannin, Suite 4000, Houston, TX 77002 \* 713-512-6200

## Dixon/GROP Landfill #2 Compost Facility (Inactive)

<b>County</b>	Lee
<b>Municipality</b>	Dixon
<b>Location</b>	1279 N. Bataan Road
<b>Location ☎</b>	815-288-4607
<b>Hours of operation</b>	N/A*
<b>Wastes Accepted</b>	N/A
<b>Owner</b>	City of Dixon
<b>Operator</b>	Allied Waste Industries of Illinois**

\*Permit issued on 4-26-02 to operate a landscape waste transfer facility at Lee County Landfill

### Facility Facts

<b>Identification number</b>	1038010002
<b>Date/Year Open - Date/Year Closed</b>	12-20-89 - 2000
<b>Permit Expires</b>	2-8-03
<b>Facility Inspected By</b>	Illinois EPA, Rockford Regional Office

### Landscape Waste Received (cu. yds): 1999, 2000 & 2001

	<b>Grass cu. yds.</b>	<b>Leaves cu. yds.</b>	<b>Brush cu. yds.</b>
<b>1999</b>	0	0	0
<b>2000</b>	0	0	0
<b>2001</b>	0	0	0

### Total Landscape Waste Received (tons): 1999, 2000 & 2001

<b>1999 tons per year</b>	881
<b>2000 tons per year</b>	973
<b>2001 tons per year</b>	0

### 2001 Amounts Used/Sold (cubic yards)

	<b>Composted</b>	<b>Chipped/Shredded</b>
<b>Land Reclamation</b>	0	0
<b>Daily Landfill Cover</b>	0	0
<b>Final Landfill Cover</b>	0	0
<b>Landscaping</b>	0	0
<b>Land Application at Agronomic Rates</b>	0	0
<b>Other</b>	0	0
<b>TOTAL</b>	0	0

### Contacts

#### Owner

City of Dixon  
121 W. Second St.  
Dixon, IL 61021  
☎ 815-288-1485

#### Operator

Allied Waste Industries of Illinois\*\*  
13832 Kostner Ave.  
Crestwood, IL 60445  
☎ 708-824-3060

\*\*A subsidiary of Allied Waste Industries Inc., 15880 N. Greenway-Hayden Loop, Suite 100, Scottsdale, AZ 85260 \* 480-627-2700. Regional Office: 1370 S. Kostner, Crestwood, IL 60445 \* 708-824-3060

## Freeport Municipal Landfill #4 Compost Facility

<b>County</b>	Stephenson
<b>Municipality</b>	Freeport
<b>Location</b>	2133 S. Walnut Road
<b>Location ☎</b>	815-232-3821
<b>Hours of operation</b>	Mon. - Fri.: 7 a.m. - 3 p.m.
<b>Wastes Accepted</b>	Grass, Leaves, Brush
<b>Owner</b>	City of Freeport
<b>Operator</b>	City of Freeport

### Facility Facts

<b>Identification number</b>	1770200015
<b>Date/Year Open - Date/Year Closed</b>	3-23-90 -
<b>Permit Expires</b>	11-28-03
<b>Facility Inspected By</b>	Illinois EPA, Rockford Regional Office

### Landscape Waste Received (cu. yds): 1999, 2000 & 2001

	<b>Grass cu. yds.</b>	<b>Leaves cu. yds.</b>	<b>Brush cu. yds.</b>
<b>1999</b>	1,498	865	321
<b>2000</b>	5,458	3,023	331
<b>2001</b>	490	226	71

### Total Landscape Waste Received (tons): 1999, 2000 & 2001

<b>1999 tons per year</b>	820
<b>2000 tons per year</b>	2,670
<b>2001 tons per year</b>	2,829

### 2001 Amounts Used/Sold (cubic yards)

	<b>Composted</b>	<b>Chipped/Shredded</b>
<b>Land Reclamation</b>	0	0
<b>Daily Landfill Cover</b>	0	0
<b>Final Landfill Cover</b>	0	0
<b>Landscaping</b>	0	2,829
<b>Land Application at Agronomic Rates</b>	0	0
<b>Other</b>	0	0
<b>TOTAL</b>	0	2,829

Chipped and shredded amounts were given away, not sold.

### Contacts

#### Owner

City of Freeport  
230 W. Stephenson St.  
Freeport, IL 61032  
☎ 815-235-8221

#### Operator

City of Freeport  
230 W. Stephenson St.  
Freeport, IL 61032  
☎ 815-235-8221

## Peru Municipal Landfill #2 Compost Facility

<b>County</b>	LaSalle
<b>Municipality</b>	Peru
<b>Location</b>	Route 251 & Ben Samek Road
<b>Location</b> 📍	N/A
<b>Hours of operation</b>	Mon. - Fri.: 7 a.m. - 4 p.m.
<b>Wastes Accepted</b>	Grass, Leaves, Brush
<b>Owner</b>	City of Peru
<b>Operator</b>	City of Peru

### Facility Facts

<b>Identification number</b>	0990850002
<b>Date/Year Open - Date/Year Closed</b>	6-1-90 -
<b>Permit Expires</b>	4-1-03
<b>Facility Inspected By</b>	LaSalle Co. Dept. of Environmental Services & Development & Illinois EPA, Rockford Regional Office

### Landscape Waste Received (cu. yds): 1999, 2000 & 2001

	<b>Grass cu. yds.</b>	<b>Leaves cu. yds.</b>	<b>Brush cu. yds.</b>
<b>1999</b>	1,880	940	563
<b>2000</b>	1,938	1,292	599
<b>2001</b>	1,992	1,612	472

Wood chips were converted at 500 pounds per cu. yd.

### Total Landscape Waste Received (tons): 1999, 2000 & 2001

<b>1999 tons per year</b>	1,081
<b>2000 tons per year</b>	1,183
<b>2001 tons per year</b>	1,237

### 2001 Amounts Used/Sold (cubic yards)

	<b>Composted</b>	<b>Chipped/Shredded</b>
<b>Land Reclamation</b>	0	0
<b>Daily Landfill Cover</b>	0	0
<b>Final Landfill Cover</b>	300	0
<b>Landscaping</b>	800	375
<b>Land Application at Agronomic Rates</b>	0	0
<b>Other</b>	0	0
<b>TOTAL</b>	1,100	375

### Contacts

<b>Owner</b>	<b>Operator</b>
City of Peru	City of Peru
706 Putnam St.	706 Putnam St.
Peru, IL 61354	Peru, IL 61354
☎ 815-448-2962	☎ 815-488-2962

## Rockford Composting Facility

<b>County</b>	Winnebago
<b>Municipality</b>	Cherry Valley
<b>Location</b>	6200 Baxter Road
<b>Location ☎</b>	815-967-6737
<b>Hours of operation</b>	Mon. - Sat.: 8 a.m. - 3 p.m.
<b>Wastes Accepted</b>	Grass, Leaves, Brush
<b>Owner</b>	City of Rockford
<b>Operator</b>	Rock River Disposal Services Inc.

New operator in January 2000

### Facility Facts

<b>Identification number</b>	2010301128
<b>Date/Year Open - Date/Year Closed</b>	10-26-89 -
<b>Permit Expires</b>	10-15-04
<b>Facility Inspected By</b>	Illinois EPA, Rockford Regional Office

### Landscape Waste Received (cu. yds): 1999, 2000 & 2001

	<b>Grass cu. yds.</b>	<b>Leaves cu. yds.</b>	<b>Brush cu. yds.</b>
<b>1999</b>	14,295	35,740	9,467
<b>2000</b>	28,980	31,730	11,893
<b>2001</b>	30,250	35,860	8,827

### Total Landscape Waste Received (tons): 1999, 2000 & 2001

<b>1999 tons per year</b>	14,296
<b>2000 tons per year</b>	19,722
<b>2001 tons per year</b>	20,597

### 2001 Amounts Used/Sold (cubic yards)

	<b>Composted</b>	<b>Chipped/Shredded</b>
<b>Land Reclamation</b>	0	0
<b>Daily Landfill Cover</b>	1,000	0
<b>Final Landfill Cover</b>	2,500	0
<b>Landscaping</b>	1,200	0
<b>Land Application at Agronomic Rates</b>	0	0
<b>Other</b>	0	0
<b>TOTAL</b>	4,700	0

### Contacts

#### Owner

City of Rockford  
425 E. State St.  
Rockford, IL 61104  
☎ 815-967-6737

#### Operator

Rock River Disposal Services Inc.  
2652 Eastrock Drive, Suite 2B  
Rockford, IL 61109  
☎ 815-381-5641



## South Meridian Composting

<b>County</b>	Winnebago
<b>Municipality</b>	Rockford
<b>Location</b>	1800 S. Meridian Road
<b>Location ☎</b>	815-962-5919
<b>Hours of operation</b>	Mon. - Fri.: 6 a.m. - 5 p.m.; Sat. 6 a.m. - 2 p.m.
<b>Wastes Accepted</b>	Grass, Leaves, Brush
<b>Owner</b>	North Rockford Investment
<b>Operator</b>	Meridian Compost Corporation

### Facility Facts

<b>Identification number</b>	2010300109
<b>Date/Year Open - Date/Year Closed</b>	10-28-92 -
<b>Permit Expires</b>	10-31-02*
<b>Facility Inspected By</b>	Illinois EPA, Rockford Regional Office

\*Permit renewal pending

### Landscape Waste Received (cu. yds): 1999, 2000 & 2001

	<b>Grass cu. yds.</b>	<b>Leaves cu. yds.</b>	<b>Brush cu. yds.</b>
<b>1999</b>	11,620	14,400	4,619
<b>2000</b>	94,713	57,554	11,136
<b>2001</b>	5,815	29,075	23,260

### Total Landscape Waste Received (tons): 1999, 2000 & 2001

<b>1999 tons per year</b>	8,292
<b>2000 tons per year</b>	55,151
<b>2001 tons per year</b>	14,537

### 2001 Amounts Used/Sold (cubic yards)

	<b>Composted</b>	<b>Chipped/Shredded</b>
<b>Land Reclamation</b>	0	0
<b>Daily Landfill Cover</b>	0	0
<b>Final Landfill Cover</b>	0	0
<b>Landscaping</b>	859	0
<b>Land Application at Agronomic Rates</b>	0	0
<b>Other</b>	0	0
<b>TOTAL</b>	859	0

### Contacts

#### Owner

North Rockford Investment  
P.O. Box 1171  
Rockford, IL 61105  
☎ 815-378-0967

#### Operator

Meridian Compost Corporation  
1800 S. Meridian Road  
Rockford, IL 61102  
☎ 563-322-1783

## States Land Improvement LSW Processing

<b>County</b>	LaSalle
<b>Municipality</b>	Ottawa
<b>Location</b>	North of Koenig Road
<b>Location ☎</b>	815-434-1808
<b>Hours of operation</b>	Mon - Fri.: 6:30 a.m. - 3:30 p.m.
<b>Wastes Accepted</b>	Grass, Leaves, Brush
<b>Owner</b>	States Land Improvement Corp.
<b>Operator</b>	States Land Improvement Corp.

### Facility Facts

<b>Identification number</b>	0990800040
<b>Date/Year Open - Date/Year Closed</b>	6-8-90 -
<b>Permit Expires</b>	2-22-03
<b>Facility Inspected By</b>	LaSalle Co. Dept. of Environmental Services & Development & Illinois EPA, Rockford Regional Office

### Landscape Waste Received (cu. yds): 1999, 2000 & 2001

	<b>Grass cu. yds.</b>	<b>Leaves cu. yds.</b>	<b>Brush cu. yds.</b>
<b>1999</b>	2,000	1,000	614
<b>2000</b>	1,400	1,000	30
<b>2001</b>	800	820	500

Total collected 2,120 cu. yds.

### Total Landscape Waste Received (tons): 1999, 2000 & 2001

<b>1999 tons per year</b>	1,000
<b>2000 tons per year</b>	700
<b>2001 tons per year</b>	560

### 2001 Amounts Used/Sold (cubic yards)

	<b>Composted</b>	<b>Chipped/Shredded</b>
<b>Land Reclamation</b>	0	0
<b>Daily Landfill Cover</b>	0	600
<b>Final Landfill Cover</b>	1,500	0
<b>Landscaping</b>	0	0
<b>Land Application at Agronomic Rates</b>	0	0
<b>Other</b>	0	0
<b>TOTAL</b>	1,500	600

### Contacts

#### Owner

States Land Improvement Corp.  
P.O. Box 520  
Ottawa, IL 61350  
☎ 815-434-1808

#### Operator

States Land Improvement Corp.  
P.O. Box 520  
Ottawa, IL 61350  
☎ 815-434-1808

## Region Two: Chicago Metropolitan

# Landfills Transfer Stations Compost Facilities



*Tipper in active working face at Onyx Zion Landfill Site 2, which ranks sixth in Illinois in terms of waste disposed, and eighth in terms of capacity*

This page intentionally left blank.

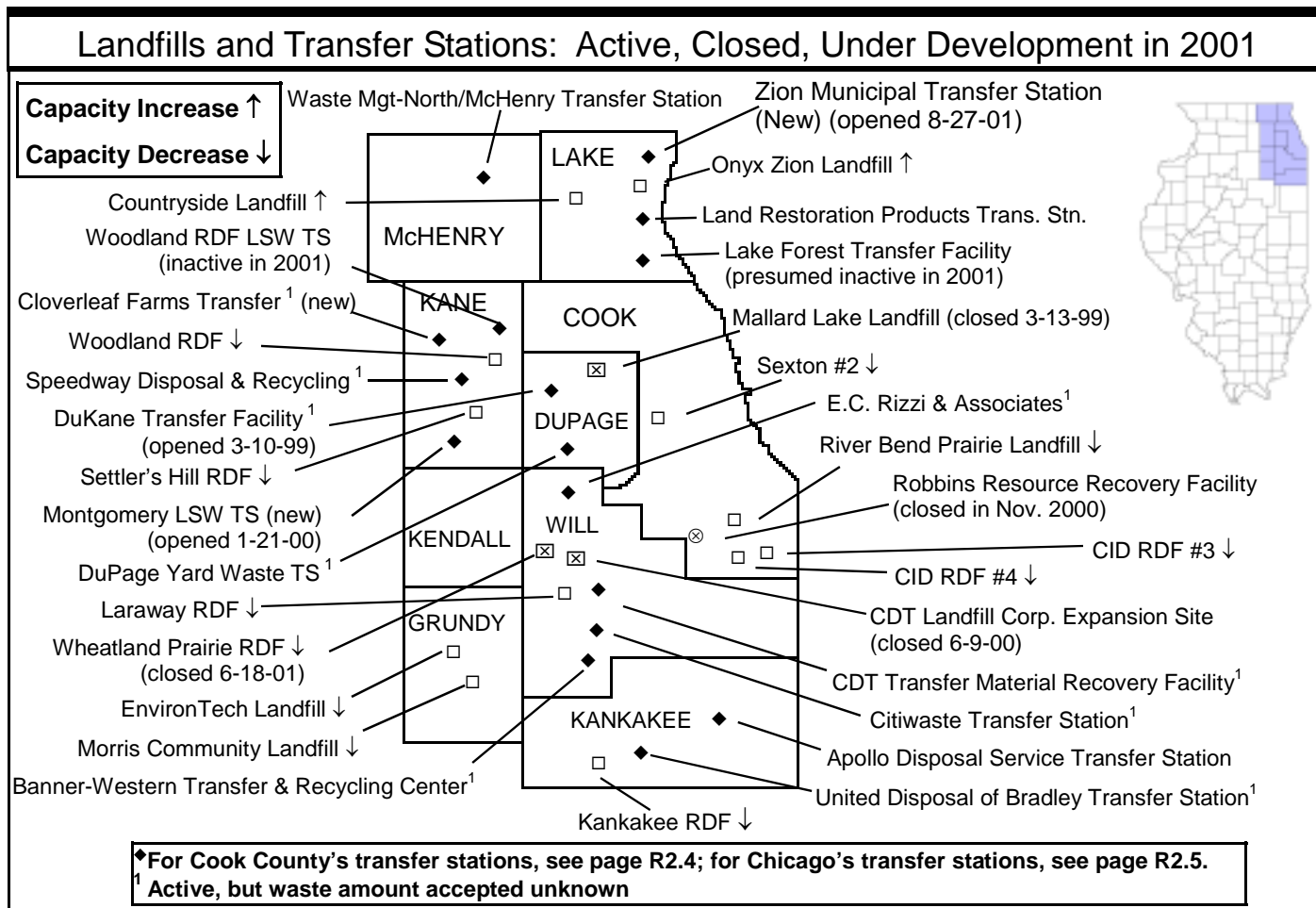
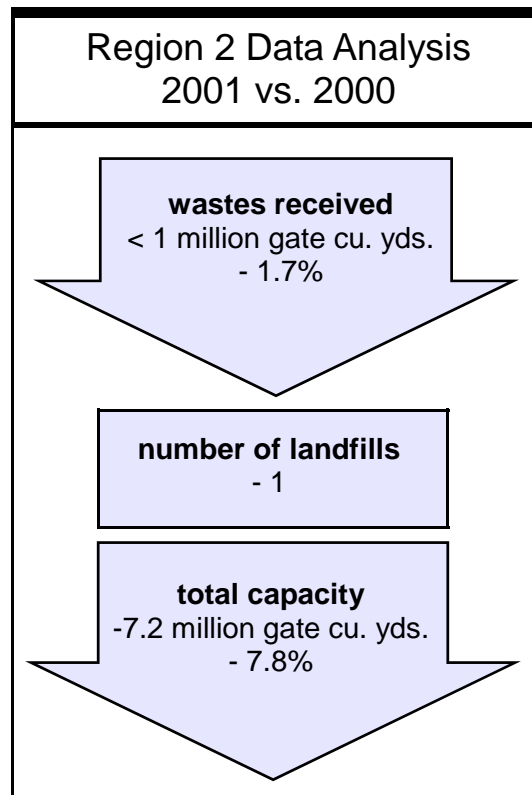
**T**HE VOLUME OF SOLID WASTES BURIED IN REGION TWO DECREASED slightly, only 1.7 percent from the previous year. The region's 13 landfills received 13.8 million gate cubic yards of wastes (about 4.2 million gate tons) — which amounted to 26 percent of all wastes landfilled in Illinois that year.

Significantly, 79 percent of these wastes were deposited in five landfills in Region Two Settler's Hill RDF (Kane Co.) ranked number 2; Onyx Zion Landfill (Lake Co.) ranked number 6; Countryside Landfill ranked seventh; EnvironTech Landfill eighth and Woodland RDF, in Kane County ranked 10th.

No new landfills have been approved for development in Region 2 at this time. No permit application to develop has been approved yet for Prairie View Recycling and Disposal Facility.

Wheatland Prairie RDF closed, in Will County, on June 18, 2001.

Robbins Resource Recovery Facility in suburban Chicago closed in late 2000 for business reasons.



## Concerns Regarding Chicago Metropolitan Area

- Generally, it takes at least three to five years to site and permit new facilities in Illinois
- Six years of capacity for Region 2 does not allow for any siting or permitting problems to arise.
- No new capacity was permitted in Region 1 or 2 from 1999 to 2001.
- Neighboring states might limit out-of-state waste disposal, or landfills from nearby states might experience capacity shortages.

Accurate reflections of available capacity occur only once a year, when landfills take their Illinois EPA required "capacity snapshot" each New Year's Day.

On Jan. 1, 2001, Region Two had 92.8 million gate cubic yards of available landfill space. By Jan. 1, 2002, that capacity had dipped 7.8 percent to 85.6 million gate cubic yards. Fifty-four (54) percent of the capacity available is at number 7 ranked Countryside Landfill, Grayslake and Onyx Zion Landfill, Zion, number 8.

Two facilities, CDT Landfill in Joliet and Wheatland Prairie RDF in Plainfield, both in Will County, ceased accepting waste on 6-9-00 and 6-18-01 respectively. Wheatland Prairie RDF's 266 thousand gate cubic yards capacity as of Jan. 1, 2001, is now zero.

The region will operate with fewer landfills in the years ahead. It appears that eleven landfills will remain open after 2002. Seven more will close before 2005.

Planners are concerned about these circumstances for the reasons outlined in the sidebar on this page.

## Landfills: Wastes Accepted 2001; Remaining Capacities Jan. 1, 2002

	Municipality	County	Wastes		Capacity		Disp. Area Acres	Close Year
			Cu. Yds.	Rank <sup>1</sup>	Cu. Yds.	Rank <sup>2</sup>		
CID RDF #3 ♦	Chicago	Cook	647,212	23	373,000	46	173	2003
CID RDF#4 ♦	Calumet City	Cook	246,097	38	590,000	44	29	2003
Countryside Landfill	Grayslake	Lake	1,717,380	7	25,443,000	7	153	2017
EnvironTech Landfill	Morris	Grundy	1,657,071	8	6,179,000	27	78	2005
Kankakee RDF	Chebanse	Kankakee	378,794	32	1,409,000	37	55	2005
Laraway RDF	Elwood	Will	115,889	49	106,000	49	32.2	2004
Morris Community Landfill	Morris	Grundy	167,619	46	507,000	45	95	2005
Onyx Zion Landfill ♦	Zion	Lake	2,359,617	6	23,182,000	8	131.2	2011
River Bend Prairie Landfill ♦	Dolton	Cook	607,781	25	10,822,000	18	55	2019
Settler's Hill RDF	Batavia	Kane	3,919,894	2	15,008,000	15	197	2006
Sexton #2	Hillside	Cook	513,520	27	1,168,000	39	55	2004
<b>CLOSED</b> Wheatland Prairie RDF <sup>3</sup>	Plainfield	Will	192,208	43	0	N/A	70	2001
Woodland RDF ♦	South Elgin	Kane	1,317,117	10	803,000	41	103	2002
<b>Totals</b>			<b>13,840,199</b>		<b>85,590,000</b>			

♦ Five landfills accepted out-of-state wastes during 2001 totaling 92,890 gate cubic yards, or <1% of the region's total.

<sup>1</sup> Standing among 52 landfills that accepted wastes during 2001.

<sup>2</sup> Standing among 52 landfills that reported capacity as of Jan. 1, 2002.

<sup>3</sup> Ceased accepting waste 6-18-01.

## Solid waste transfer stations vital to Region Two

Region Two is home to 54 of the state's 80 transfer stations active in 2001 (see Table on p. R2.6). Of this total, Cook County has 40 (that includes 16 in the city of Chicago); Will County has four; Kane County has three; Kankakee, DuPage, and Lake counties have two each and McHenry County has one.

Transfer stations consolidate locally collected wastes for efficient shipment to distant landfills. Some transfer stations separate and remove recyclables from the municipal waste stream. Transfer stations handling only landscape waste less than 24 hours were also added to the report.

C & L Landscape Waste Transfer Station was permitted to operate on Sept. 15, 2000. Cloverleaf Farms was permitted to transfer landscape waste on April 24, 2001.

In 2001, Region Two's transfer stations voluntarily reported to have handled more than 4.7 million gate tons of waste. However, more than half of the presumed active transfer stations in Region 2 did not voluntarily report the amount of waste they accepted. We know that they had an active permit and might also have accepted waste for transfer, and possibly accepted recyclables and landscape waste.

**Counties** 9  
**Area (square miles)** 5,109  
**Population (est.)** 8,297,558

**Landfill life expectancy**  
**Years remaining** 6 ♦

**Landfills**  
**Active in 2001** 13  
**Closed in 1999** 1  
**Closed in 2000** 1  
**Closed in 2001** 1  
**Open after 2002** 11

**Transfer Stations**  
**Active in 2001** 54  
**Under development**  
**in 2001** 1  
**New in 1999** 3  
**New in 2000** 1  
**New in 2001** 2

**Compost facilities**  
**Active in 2001** 17  
**Closed in 2001** 1  
**New in 2000** 1

♦ Total remaining capacity (from table on page R2.3) divided by total wastes accepted. Tells how long the region may be served by local landfills at current disposal rates, barring capacity adjustments, until capacity is depleted.

## Compost Facilities: Wastes Accepted 2001

	Municipality	County	Tons
CDT Landfill Corp.	Joliet	Will	9,785
Chicago Botanic Garden	Glencoe	Cook	1,212
Crystal Lake Composting	Crystal Lake	McHenry	3,445
DK-Lake Bluff	Lake Bluff	Lake	1,494
Green Organics Inc.	Bristol	Kendall	11,090
Hazel Crest Composting	Hazel Crest	Cook	2,374
James Park Leaf Compost	Evanston	Cook	2,132
Joyce Farms Recycling Inc. <sup>1</sup>	Essex	Kankakee	23,400
Lake Bluff Municipal #2	Lake Bluff	Lake	309
Lake Forest Recycling Center	Lake Forest	Lake	3,274
Land & Lakes #5	Deerfield	Lake	32,145
Land & Lakes/Willow Ranch	Romeoville	Will	14,917
LDK Compost	Lake Bluff	Lake	17,964
Starlight Drive-in	Kankakee	Kankakee	30
Thelen Sand & Gravel	Fox Lake	McHenry	43,778
Willow Ranch Composting	Romeoville	Will	14,917
Winnetka Municipal <sup>2</sup>	Winnetka	Cook	54
<b>Total</b>			<b>182,320</b>

<sup>1</sup> Opened on 9-12-00

<sup>2</sup> Closed as of 4-1-01

## Cook County's Inactive Compost Sites

CID RDF #4 Compost Facility <sup>1</sup>	Chicago
Des Plaines Compost Fac.	Des Plaines
Elgin Compost Facility <sup>2</sup>	Elgin
Harbor View Compost Facility <sup>3</sup>	Chicago
Land & Lakes #1 & #2 <sup>3</sup>	Chicago
River Bend Prairie <sup>3</sup>	Dolton

<sup>1</sup> Site idle until cert. closed 2-28-01.

<sup>2</sup> Closed as of 11-7-01

<sup>3</sup> Holds permit, but never opened.

## Questions and Complaints

Illinois EPA Region Two field office personnel investigate reports of suspected illegal waste disposal, and inspect the region's landfills, transfer stations and compost facilities, except in **DuPage, Kankakee, Lake, McHenry and Will counties and the city of Chicago**, where joint responsibility has been delegated to local authorities.

Questions or complaints concerning pollution control facilities, open dumping or other incidents should be directed to the office having jurisdiction over the site:

*Continued on page R2.6*

The region's transfer stations are noted in the maps on pages R2.1, R2.4 and R2.5, and in the table on page R2.6.

Some Region Two transfer stations handled more waste than the state's busiest landfills.

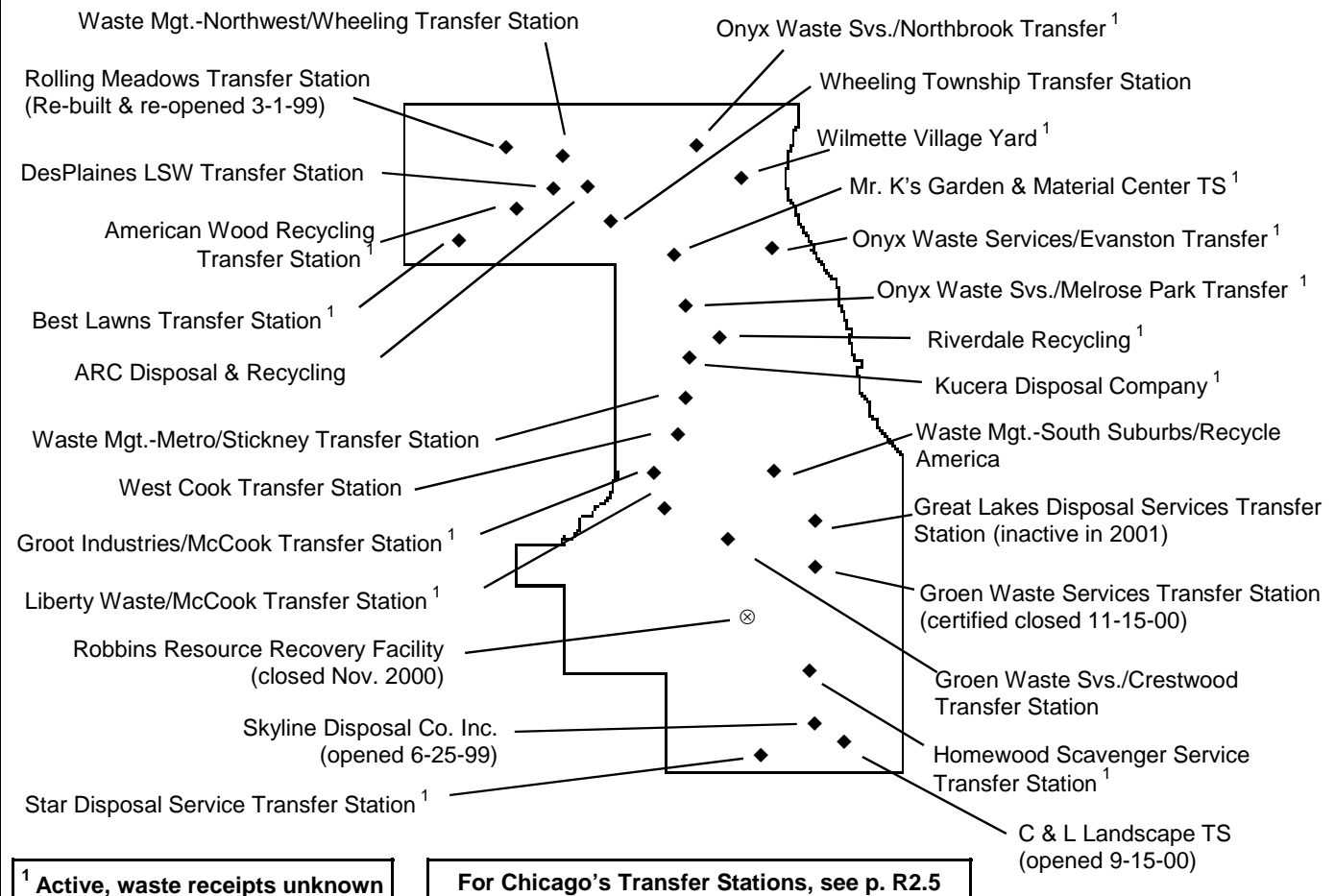
Three transfer stations within Chicago's city limits each processed over 245,000 gate tons resulting in a total waste transfer of over 1.2 million tons.

### Almost 200 thousand tons of landscape wastes composted

Seventeen composting facilities handled more than 182,000 gate tons of landscape wastes in 2001 (see Table on p. R2.3). This tonnage is equivalent to 54.6 percent of total landscape wastes composted in the State.

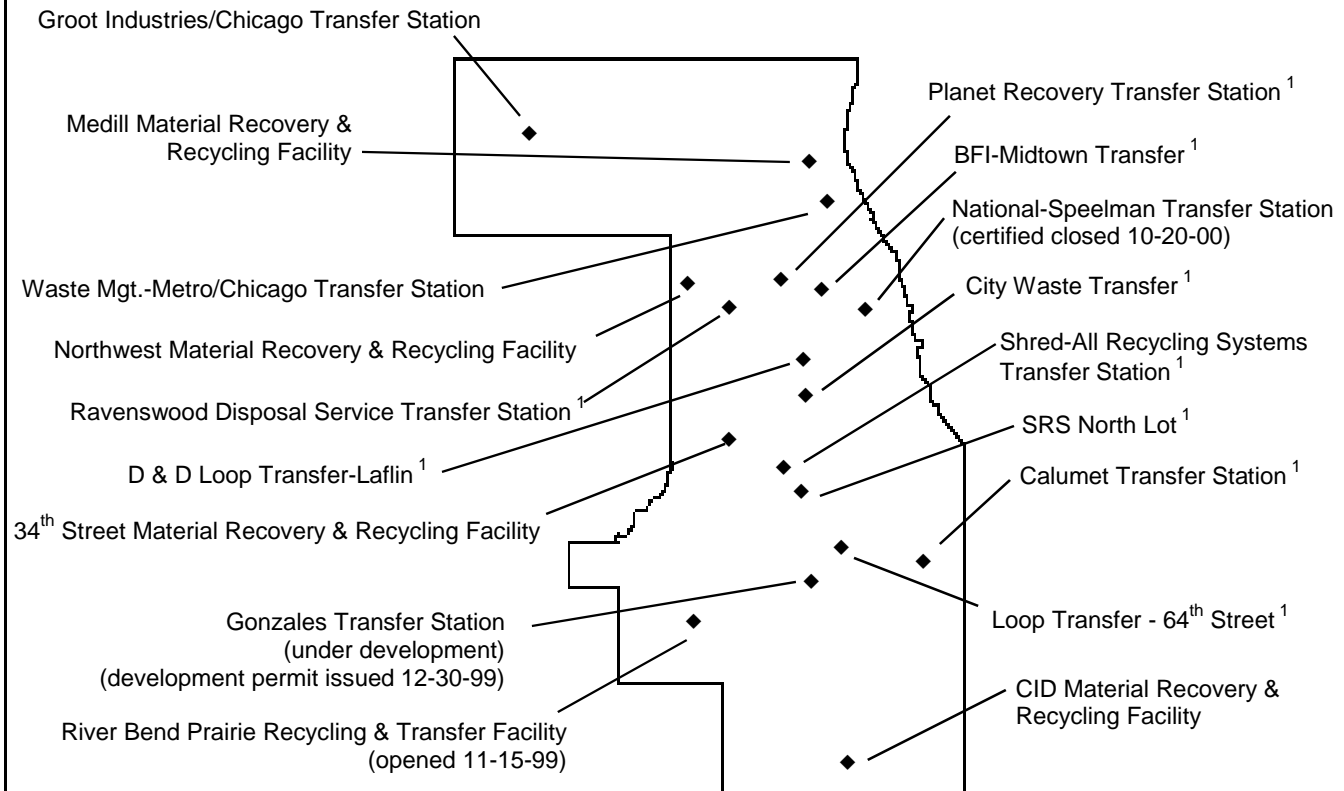
This amount decreased two percent year to year. Six of the Region's compost sites show up in the top 10 list for all of the State's compost facilities. Thelan Sand and Gravel, Fox Lake was #1, with 43,778 tons accepted.

## Cook County Transfer Stations and Incinerator





## Chicago Transfer Stations



<sup>1</sup> Active, waste receipt unknown

For Cook County's Transfer Stations, see p. 2.4

### Six agencies hold delegation agreements

The Illinois EPA has delegated inspection authority to the following agencies in Region Two:

- DuPage County Solid Waste Division
- Kankakee County Health Department
- Lake County Health Department, Engineering Section
- McHenry County Health Department
- Will County Land Use Dept., Waste Services Division
- Chicago Department of Environment

Delegation agreements authorize these agencies to conduct many of the duties that would otherwise have to be performed by the Illinois EPA field office: investigating and enforcing suspected violations of land pollution laws and regulations and reports of open dumping, and inspecting landfills, transfer stations and compost facilities permitted through the Agency's Bureau of Land. (Inspections also include industrial landfills, or monofills, and landfills that closed prior to 1999; these facilities are not included in this report.)

DuPage County contains no active landfills and two transfer stations. Kankakee County has one active landfill, two transfer stations and two compost facilities.

## Questions and Complaints

Continued from page R2.4

### Illinois EPA

9511 W. Harrison  
DesPlaines, IL 60016  
Phone: 847-294-4000  
Fax: 847-294-4058

### Chicago Department of Environment

30 N. LaSalle Blvd., 25th Floor  
Chicago, IL 60602  
Phone: 312-744-7235  
Fax: 312-744-5272 or 312-744-6451

### DuPage County Solid Waste Div.

421 N. County Farm Road  
Wheaton, IL 60187  
Phone: 630-682-6753  
Fax: 630-682-7374 or 630-682-6948

### Kankakee County Health Dept.

1115 Riverlane Drive  
Bradley, IL 60915-1966  
Phone: 815-937-7860  
Fax: 815-937-3568

### Lake County Health Department Engineering Section

3010 Grand Ave.  
Waukegan, IL 60085-2399  
Phone: 847-377-8077  
Fax: 847-249-4972

### McHenry County Health Department

2200 N. Seminary Ave., Route 47 N.  
Woodstock, IL 60098  
Phone: 815-334-4585  
Fax: 815-338-7661

### Will County Land Use Dept.

Waste Services Division  
58 E. Clinton St., Suite 500  
Joliet, IL 60432  
Phone: 815-727-8834  
Fax: 815-722-3410

## Transfer Stations: Wastes Handled 2001

	Municipality	County	Tons
34th Street Mat'l. Recov. & Recyc.	Chicago	Cook	241,870
American Wood Recycling TS <sup>1</sup>	Hoffman Estates	Cook	0
Apollo Disposal Service TS	Momence	Kankakee	19,900
ARC Disposal & Recycling <sup>1</sup>	Mt. Prospect	Cook	315,171
Banner-Western Trans. & Recyc. <sup>1</sup>	Rockdale	Will	0
Best Lawns Trans. Stn. <sup>1</sup>	Streamwood	Cook	0
BFI-Midtown Transfer <sup>1</sup>	Chicago	Cook	0
C & L LSW Trans. Stn. <sup>2</sup>	Chicago Heights	Cook	0
Calumet Transfer Station <sup>1</sup>	Chicago	Cook	0
CDT Trans. Mat'l. Recovery Facility <sup>1</sup>	Joliet	Will	0
CID Mat'l. Recovery & Recycling	Chicago	Cook	309,385
Citiwaste Transfer Station <sup>1</sup>	Joliet	Will	0
City Waste Transfer <sup>1</sup>	Chicago	Cook	0
Cloverleaf Farms Transfer <sup>3</sup>	Elgin	Kane	0
D & D Loop Transfer-Lafin <sup>1</sup>	Chicago	Cook	0
Des Plaines Trans. Stn.	Des Plaines	Cook	3,303
DuKane Transfer Facility <sup>1</sup>	West Chicago	DuPage	0
DuPage Yard Waste Trans. Stn. <sup>1</sup>	West Chicago	DuPage	0
E.C. Rizzi & Assoc. <sup>1</sup>	Bolingbrook	Will	0
Groen Waste Services/Crestwood TS	Crestwood	Cook	368,561
Groot Industries/Chicago TS	Chicago	Cook	458,888
Groot Industries/McCook TS <sup>1</sup>	McCook	Cook	0
Homewood Scavenger Service TS <sup>1</sup>	East Hazel Crest	Cook	0
Kucera Disposal Company <sup>1</sup>	Cicero	Cook	0
Land Restoration Products TS	Lake Bluff	Lake	860
Liberty Waste/McCook Trans. Stn. <sup>1</sup>	McCook	Cook	0
Loop Transfer-64th Street <sup>1</sup>	Chicago	Cook	0
Medill Mat'l. Recov. & Recyc.	Chicago	Cook	245,335
Montgomery Landscape Wst. Coll. <sup>1</sup>	Montgomery	Kane	0
Mr. K's Garden & Mat'l. Center TS <sup>1</sup>	Park Ridge	Cook	0
Northwest Mat'l. Recov. & Recyc.	Chicago	Cook	394,758
Onyx Wst. Svs./Evanston Trans. <sup>1</sup>	Evanston	Cook	0
Onyx Wst. Svs./Melrose Park Trans. <sup>1</sup>	Melrose Park	Cook	0
Onyx Wst. Svs./Northbrook Transfer <sup>1</sup>	Northbrook	Cook	11,700
Planet Recovery Transfer Station <sup>1</sup>	Chicago	Cook	0
Ravenswood Disposal Service TS <sup>1</sup>	Chicago	Cook	0
River Bend Prairie Recyc. & Trans. <sup>1</sup>	Chicago	Cook	0
Riverdale Recycling <sup>1</sup>	Riverdale	Cook	0
Rolling Meadows Trans. Stn.	Rolling Meadows	Cook	249,266
Shred-All Recycling Systems TS <sup>1</sup>	Chicago	Cook	0
Skyline Disposal Co. Inc.	Chicago Heights	Cook	900
Speedway Disposal & Recycling <sup>1</sup>	Elburn	Kane	0
SRS North Lot <sup>1</sup>	Chicago	Cook	0
Star Disposal Service TS <sup>1</sup>	Park Forest	Cook	0
United Disposal of Bradley TS <sup>1</sup>	Bradley	Kankakee	0
Waste Mgt.-Metro/Chicago TS	Chicago	Cook	576,000
Waste Mgt.-Metro/Stickney TS	Stickney	Cook	450,000
Waste Mgt.-North/McHenry TS	McHenry	McHenry	429
Waste Mgt.-Northwest/Wheeling TS	Wheeling	Cook	338,763
Waste Mgt.-So. Suburbs/Rec. Am.	Alsip	Cook	157,330
West Cook Transfer Station	Forest View	Cook	250,000
Wheeling Township Transfer Stn.	Glenview	Cook	298,757
Wilmette Village Yard <sup>1</sup>	Wilmette	Cook	0
Zion Municipal Trans. Stn. <sup>4</sup>	Zion	Lake	209
<b>Total</b>			<b>4,691,385</b>

<sup>1</sup> Active, accepted some waste

<sup>2</sup> New, 9-15-00

<sup>3</sup> New, 4-24-01

<sup>4</sup> New, 8-27-01

Lake County has two active landfills, two transfer stations, and five compost facilities. McHenry County contains no active landfills, one transfer station, and two active compost facilities. Will County has one active landfill, four active transfer stations, and three compost facilities. Chicago Department of Environment is responsible for inspecting one active landfill and 16 transfer stations. The Agency's DesPlaines office inspects the hazardous waste landfill, CID RDF #4, and landfills, transfer stations, and compost sites in four other counties.

### Recycling rates ranged from 14.8 to 50.3 percent

The Agency does not regulate recycling; however, it does survey recycling coordinators statewide. Coordinators in Region Two reported recycling rates ranging from 14.8 to 50.3 percent, giving the region an average recycling rate of 37.1 percent. However, three counties did not report 2001 data. DuPage County's 2001 number only included the residential sector's recycling amounts.

Four counties (Grundy, Kane, Kendall, and McHenry) have passed ordinances in support of recycling in residential and/or commercial sectors. In Cook County, Chicago and West Cook County Solid Waste Agency have passed similar ordinances in support of recycling.

Recycling rates are high here, in part, because of accessibility of markets for recyclables. ♦

## Municipal Waste Management Plans

The Solid Waste Planning and Recycling Act requires all Illinois counties and the city of Chicago to develop, adopt and implement 20-year municipal waste management plans.

Plans include programs and recommendations to achieve solid waste management goals, which typically include waste reduction, recycling, incineration and landfilling as program options.

The law requires each plan to include a program designed to recycle 15 percent of municipal wastes by the end of the third year of the program and 25 percent of municipal wastes by the end of the fifth year, depending upon the availability of markets.

Every five years each plan must identify changes in planning areas, evaluate progress in plan implementation and, if necessary, revise plan recommendations and goals. The county also has the option of updating its solid waste generation rate. The plan is then submitted to the Illinois EPA for review and comment.

Five year plan updates have been adopted by Chicago, Cook County, West Cook County Solid Waste Agency, DuPage, Grundy, Kane, Kankakee, Kendall, Lake, McHenry and Will counties. DuPage, Lake, McHenry and Will Counties have also completed ten year plan updates.

Questions concerning these plans and their availability should be directed to the appropriate local administrators listed in Appendix K of this report.

**Details concerning Region Two landfills, transfer stations, and compost facilities follow on pages R2.8 through R2.105.**

Municipal Wastes Recycled						
County	Estimated Population	Waste Generated		Waste Recycled		
		Tons	PCD	Tons	Percent	
<b>Cook (subtotal)</b>	<b>5,396,048</b>	<b>7,946,416</b>		<b>3,178,391</b>		
Cook	620,000	678,900	6.0	175,400	25.8	
Cook (Chicago) <sup>1 &amp; 2</sup>	2,896,016	5,240,809	9.9	2,352,419	44.9	
Cook (SSMMA)	616,886	544,941	4.8	146,652	26.9	
Cook (SWANCC)	724,817	1,058,203	8.0	375,493	35.5	
Cook (WCCSWA) <sup>1</sup>	538,329	423,563	4.3	128,427	30.3	
	<b>2,901,510</b>	<b>3,516,858</b>		<b>1,077,728</b>		
DuPage <sup>3</sup>	892,547	926,895	5.7	137,000	14.8	
Grundy <sup>1</sup>	37,911	44,972	6.5	13,264	29.5	
Kane <sup>1 &amp; 2</sup>	380,801	612,915	8.8	262,737	42.9	
Kankakee	104,122	129,215	6.8	64,995	50.3	
Kendall <sup>1</sup>	54,544	44,000	4.4	11,250	25.6	
Lake	661,111	860,254	7.1	346,258	40.3	
McHenry <sup>1</sup>	268,208	305,708	6.2	86,685	28.4	
Will	502,266	592,899	6.5	155,539	26.2	
<b>Totals</b>	<b>8,297,558</b>	<b>11,463,274</b>	<b>7.6</b>	<b>4,256,119</b>	<b>37.1</b> <sup>4</sup>	

<sup>1</sup> Has residential recycling ordinance.  
<sup>2</sup> Has commercial recycling ordinance.  
<sup>3</sup> Reported only residential recycling.  
<sup>4</sup> Regional average.

## CDT Landfill Corp. Expansion Site (Closed)

<b>County</b>	Will
<b>Municipality</b>	Joliet
<b>Location</b>	2851 Mound Road
<b>Location ☎</b>	815-741-0736
<b>Hours of operation</b>	Mon.-Fri.: 6 a.m. - 4 p.m.; Sat.: 6 a.m. - noon
<b>Wastes accepted</b>	Municipal, nonhazardous special
<b>Tipping fee</b>	\$11.85 per cubic yard
<b>Owner</b>	CDT Landfill Corp.
<b>Operator</b>	CDT Landfill Corp.

### Facility Facts

<b>Identification number</b>	1978170006
<b>Design capacity, airspace cu.yds.</b>	2,660,000
<b>Total permitted landfill area, acres</b>	55
<b>Permitted disposal area, acres</b>	48
<b>Highest permitted elevation, feet (msl)</b>	641
<b>Leachate monitoring stations</b>	9
<b>Groundwater monitoring wells</b>	32
<b>Methane collection system</b>	Gas-to-energy
<b>Years remaining, estimated by landfill</b>	0
<b>Date/year to open X date/year to close</b>	8-31-84 - 6-9-00

\*Site ceased accepting waste on 6-9-00. Certificate of closure pending.

### Wastes Received: 1999, 2000, 2001

	TOTAL WASTES ACCEPTED			OUT-OF-STATE WASTES ACCEPTED		
	gate cu. yds	tons	tons/day	gate cu/yds.	tons	% of total
<b>1999</b>	262,000	79,394	305	0	0	0
<b>2000</b>	308,050	93,348	359	0	0	0
<b>2001</b>	0	0	0	0	0	0
1999 State of Origin: Illinois only    2000 State of Origin: Illinois only    2001 State of Origin: N/A						

### Remaining Capacities: Jan. 1, 2001 and Jan. 1, 2002

<b>2001 certified gate cu. yds. (tons)</b>	0	( 0)
<b>2002 certified gate cu. yds. (tons)</b>	0	( 0)

### Audits and Inspections

<b>Solid Waste Mgt. Fees paid in 2001</b>	\$0
<b>Last audited by Illinois EPA</b>	3-21-00
<b>Facility inspected by</b>	Will County Land Use Dept., Waste Services Division & Illinois EPA, Des Plaines Regional Office

Only active landfills were audited in 2001

### Contacts

Owner	Operator
CDT Landfill Corp. 2851 Mound Road Joliet, IL 60436 Contact: Danny L. Geiss ☎ 815-741-0736	CDT Landfill Corp. 2851 Mound Road Joliet, IL 60436 Contact: Danny L. Geiss ☎ 815-741-0736

## CID Recycling and Disposal Facility #3

<b>County</b>	Cook
<b>Municipality</b>	Chicago
<b>Location</b>	138th St. and I-94
<b>Location ☎</b>	773-646-3099
<b>Hours of operation</b>	Mon.-Fri.: 8:30 a.m. - 3 p.m.
<b>Wastes accepted</b>	Nonhazardous special, municipal, inert
<b>Tipping fee</b>	\$20 per cubic yard
<b>Owner</b>	Waste Management of Illinois Inc.**
<b>Operator</b>	Waste Management of Illinois Inc.**

### Facility Facts

<b>Identification number</b>	0310390001A
<b>Design capacity, airspace cu.yds.</b>	N/A
<b>Total permitted landfill area, acres</b>	175
<b>Permitted disposal area, acres</b>	173
<b>Highest permitted elevation, feet (msl)</b>	746
<b>Leachate monitoring stations</b>	13
<b>Groundwater monitoring wells</b>	38
<b>Methane collection system</b>	Gas-to-energy
<b>Years remaining, estimated by landfill</b>	1.5*
<b>Date/year to open X date/year to close</b>	12-31-67 - 2003

\*Inbound tonnage anticipated to be reduced to equate to approximately 1.5 years remaining life.

### Wastes Received: 1999, 2000, 2001

	TOTAL WASTES ACCEPTED			OUT-OF-STATE WASTES ACCEPTED		
	gate cu. yds	tons	tons/day	gate cu/yds.	tons	% of total
<b>1999</b>	465,831	141,161	543	4,597	1,393	1
<b>2000</b>	584,545	177,135	681	2,259	685	0
<b>2001</b>	647,212	196,125	754	4,107	1,245	1

1999 State of Origin: Illinois, Indiana, Kansas, Wisconsin    2000 State of Origin: Illinois, Indiana    2001 State of Origin: Illinois, Indiana

### Remaining Capacities: Jan. 1, 2001 and Jan. 1, 2002

<b>2001 certified gate cu. yds. (tons)</b>	562,000	( 170,000)
<b>2002 certified gate cu. yds. (tons)</b>	373,000	( 113,000)

### Audits and Inspections

<b>Solid Waste Mgt. Fees paid in 2001</b>	\$190,501
<b>Last audited by Illinois EPA</b>	7-28-98, 3-7-00 & 4-18-01
<b>Facility inspected by</b>	Chicago Dept. of Env. & Illinois EPA, Des Plaines Regional Office

### Contacts

<b>Owner</b>	<b>Operator</b>
Waste Management of Illinois Inc.**	Waste Management of Illinois Inc.**
P.O. Box 1309	P.O. Box 1309
Calumet City, IL 60409-1309	Calumet City, IL 60409-1309
Contact: Scott Combis	Contact: Scott Combis
☎ 773-646-3099	☎ 773-646-3099

\*\*A subsidiary of Waste Management Inc. Midwest, 1001 Fannin, Suite 4000, Houston, TX 77002 \* 713-512-6200

## CID Recycling and Disposal Facility #4

<b>County</b>	Cook
<b>Municipality</b>	Calumet City
<b>Location</b>	138th St. and I-94
<b>Location ☎</b>	773-646-3099
<b>Hours of operation</b>	Mon.-Fri.: 8:30 a.m. - 3 p.m.
<b>Wastes accepted</b>	Nonhazardous special, hazardous*
<b>Tipping fee</b>	\$20 per cubic yard
<b>Owner</b>	Waste Management of Illinois Inc.**
<b>Operator</b>	Waste Management of Illinois Inc.**

\*Holds permit to accept hazardous waste.

### Facility Facts

<b>Identification number</b>	0310390001B
<b>Design capacity, airspace cu.yds.</b>	N/A
<b>Total permitted landfill area, acres</b>	115
<b>Permitted disposal area, acres</b>	29
<b>Highest permitted elevation, feet (msl)</b>	629
<b>Leachate monitoring stations</b>	11
<b>Groundwater monitoring wells</b>	23
<b>Methane collection system</b>	None
<b>Years remaining, estimated by landfill</b>	2*
<b>Date/year to open X date/year to close</b>	1974 - 2003

\*Inbound tonnage anticipated to be reduced to equate to approximately two years remaining life.

### Wastes Received: 1999, 2000, 2001

	TOTAL WASTES ACCEPTED			OUT-OF-STATE WASTES ACCEPTED		
	gate cu. yds	tons	tons/day	gate cu/yds.	tons	% of total
<b>1999</b>	41,916	12,702	49	11,467	3,475	27
<b>2000</b>	224,365	67,989	261	2,682	813	1
<b>2001</b>	246,097	74,575	287	3,380	1,024	1

1999 State of Origin: Illinois, Indiana    2000 State of Origin: Illinois, Indiana, Michigan    2001 State of Origin: Illinois, Indiana, Minnesota

### Remaining Capacities: Jan. 1, 2001 and Jan. 1, 2002

<b>2001 certified gate cu. yds. (tons)</b>	785,000	( 238,000)
<b>2002 certified gate cu. yds. (tons)</b>	590,000	( 179,000)

### Audits and Inspections

<b>Solid Waste Mgt. Fees paid in 2001</b>	\$20,704
<b>Last audited by Illinois EPA</b>	3-7-00, 4-18-01 & 5-21-02
<b>Facility inspected by</b>	Illinois EPA, Des Plaines Regional Office

### Contacts

Owner	Operator
Waste Management of Illinois Inc.**	Waste Management of Illinois Inc.**
P.O. Box 1309	P.O. Box 1309
Calumet City, IL 60409-1309	Calumet City, IL 60409-1309
Contact: Scott Combis	Contact: Scott Combis
☎ 773-646-3099	☎ 773-646-3099

\*\*A subsidiary of Waste Management Inc. Midwest, 1001 Fannin, Suite 4000, Houston, TX 77002 \* 713-512-6200

## Countryside Landfill

<b>County</b>	Lake
<b>Municipality</b>	Grayslake
<b>Location</b>	31725 N. Route 83
<b>Location ☎</b>	847-223-9282
<b>Hours of operation</b>	Mon.-Fri.: 6 a.m. - 3:30 p.m.; Sat.: 7 a.m. - noon
<b>Wastes accepted</b>	Municipal, nonhazardous special
<b>Tipping fee</b>	\$39 per ton
<b>Owner</b>	Countryside Landfill Inc.**
<b>Operator</b>	Countryside Landfill Inc.**

### Facility Facts

<b>Identification number</b>	0970250003
<b>Design capacity, airspace cu.yds.</b>	14,400,000
<b>Total permitted landfill area, acres</b>	201
<b>Permitted disposal area, acres</b>	153*
<b>Highest permitted elevation, feet (msl)</b>	930
<b>Leachate monitoring stations</b>	7
<b>Groundwater monitoring wells</b>	24
<b>Methane collection system</b>	Operational; enclosed flare and gas-to-energy
<b>Years remaining, estimated by landfill</b>	15
<b>Date/year to open X date/year to close</b>	12-7-76 - 2017

\*Lateral expansion is 72.9 ac (26.7 ac. (North) and 46.2 (South) disposal areas).

### Wastes Received: 1999, 2000, 2001

	TOTAL WASTES ACCEPTED			OUT-OF-STATE WASTES ACCEPTED		
	gate cu. yds	tons	tons/day	gate cu/yds.	tons	% of total
<b>1999</b>	1,434,843	434,801	1,672	0	0	0
<b>2000</b>	1,529,215	463,398	1,782	0	0	0
<b>2001</b>	1,717,380	520,418	2,002	0	0	0
1999 State of Origin: Illinois only    2000 State of Origin: Illinois only    2001 State of Origin: Illinois only						

### Remaining Capacities: Jan. 1, 2001 and Jan. 1, 2002

<b>2001 certified gate cu. yds. (tons)</b>	24,654,000	(7,471,000)
<b>2002 certified gate cu. yds. (tons)</b>	25,443,000	(7,710,000)

### Audits and Inspections

<b>Solid Waste Mgt. Fees paid in 2001</b>	\$464,642
<b>Last audited by Illinois EPA</b>	6-6-00, 8-9-01 & 7-23-02
<b>Facility inspected by</b>	Lake County Health Department & Illinois EPA, Des Plaines Regional Office

### Contacts

Owner	Operator
Countryside Landfill Inc.** 31725 N. Route 83 Grayslake, IL 60030 Contact: Chris Rubak ☎ 847-223-9282	Countryside Landfill Inc.** 31725 N. Route 83 Grayslake, IL 60030 Contact: Chris Rubak ☎ 847-223-9282

\*\*A subsidiary of Waste Management Inc. Midwest, 1001 Fannin, Suite 4000, Houston, TX 77002 \* 713-512-6200

## EnvironTech Landfill

<b>County</b>	Grundy
<b>Municipality</b>	Morris
<b>Location</b>	1800 N. Ashley Road
<b>Location ☎</b>	815-942-1800
<b>Hours of operation</b>	Mon.-Fri.: 6 a.m. - 4 p.m.
<b>Wastes accepted</b>	Municipal, nonhazardous special
<b>Tipping fee</b>	\$35 per ton
<b>Owner</b>	EnvironTech Inc.**
<b>Operator</b>	EnvironTech Inc.**

### Facility Facts

<b>Identification number</b>	0638140002
<b>Design capacity, airspace cu.yds.</b>	13,304,485
<b>Total permitted landfill area, acres</b>	169
<b>Permitted disposal area, acres</b>	78
<b>Highest permitted elevation, feet (msl)</b>	592
<b>Leachate monitoring stations</b>	2
<b>Groundwater monitoring wells</b>	11
<b>Methane collection system</b>	Active (wells, header pipe, gas-to-electricity plant)
<b>Years remaining, estimated by landfill</b>	4
<b>Date/year to open X date/year to close</b>	9-5-87 - 2005

### Wastes Received: 1999, 2000, 2001

	<b>TOTAL WASTES ACCEPTED</b>			<b>OUT-OF-STATE WASTES ACCEPTED</b>		
	gate cu. yds	tons	tons/day	gate cu/yds.	tons	% of total
<b>1999</b>	1,487,889	450,875	1,734	0	0	0
<b>2000</b>	2,083,157	631,260	2,428	0	0	0
<b>2001</b>	1,657,071	502,143	1,931	0	0	0
1999 State of Origin: Illinois only    2000 State of Origin: Illinois only    2001 State of Origin: Illinois only						

### Remaining Capacities: Jan. 1, 2001 and Jan. 1, 2002

<b>2001 certified gate cu. yds. (tons)</b>	7,096,000	(2,150,000)
<b>2002 certified gate cu. yds. (tons)</b>	6,179,000	(1,872,000)

### Audits and Inspections

<b>Solid Waste Mgt. Fees paid in 2001</b>	\$327,057
<b>Last audited by Illinois EPA</b>	4-6-99, 3-13-01 & 3-6-02
<b>Facility inspected by</b>	Illinois EPA, Des Plaines Regional Office

### Contacts

#### Owner

EnvironTech Inc.\*\*  
1800 N. Ashley Road  
Morris, IL 60450  
Contact: Brian Holcomb  
☎ 815-942-1800

#### Operator

EnvironTech Inc.\*\*  
1800 N. Ashley Road  
Morris, IL 60450  
Contact: Brian Holcomb  
☎ 815-942-1800

\*\*A subsidiary of Allied Waste Industries Inc., 15880 N. Greenway-Hayden Loop, Suite 100, Scottsdale, AZ 85260 \* 480-627-2700. Regional Office: 1370 S. Kostner, Crestwood, IL 60445 \* 708-824-3060



## Kankakee Recycling and Disposal Facility

<b>County</b>	Kankakee
<b>Municipality</b>	Chebanse
<b>Location</b>	6259 S. Route 45 & 52
<b>Location ☎</b>	815-937-5539
<b>Hours of operation</b>	Mon.-Fri.: 6 a.m. - 3:30 p.m.
<b>Wastes accepted</b>	Municipal, nonhazardous special*
<b>Tipping fee</b>	\$12 per cubic yard (loose)
<b>Owner</b>	Waste Management of Illinois Inc.**
<b>Operator</b>	Waste Management of Illinois Inc.**

\*County wastes only.

### Facility Facts

<b>Identification number</b>	0910550006
<b>Design capacity, airspace cu.yds.</b>	4,200,000
<b>Total permitted landfill area, acres</b>	80
<b>Permitted disposal area, acres</b>	55*
<b>Highest permitted elevation, feet (msl)</b>	708
<b>Leachate monitoring stations</b>	13
<b>Groundwater monitoring wells</b>	15
<b>Methane collection system</b>	Gas-to-energy
<b>Years remaining, estimated by landfill</b>	4
<b>Date/year to open X date/year to close</b>	12-31-74 - 2005

\*Includes lateral expansion (Phase 4) of 14 ac.

### Wastes Received: 1999, 2000, 2001

	TOTAL WASTES ACCEPTED			OUT-OF-STATE WASTES ACCEPTED		
	gate cu. yds	tons	tons/day	gate cu/yds.	tons	% of total
<b>1999</b>	342,427	103,766	399	0	0	0
<b>2000</b>	471,735	142,950	550	0	0	0
<b>2001</b>	378,794	114,786	441	0	0	0
1999 State of Origin: Illinois only    2000 State of Origin: Illinois only    2001 State of Origin: Illinois only						

### Remaining Capacities: Jan. 1, 2001 and Jan. 1, 2002

<b>2001 certified gate cu. yds. (tons)</b>	1,699,000	( 515,000)
<b>2002 certified gate cu. yds. (tons)</b>	1,409,000	( 427,000)

### Audits and Inspections

<b>Solid Waste Mgt. Fees paid in 2001</b>	\$112,499
<b>Last audited by Illinois EPA</b>	9-12-00, 8-14-01 & 7-30-02
<b>Facility inspected by</b>	Kankakee County Health Department & Illinois EPA, Des Plaines Regional Office

### Contacts

Owner	Operator
Waste Management of Illinois Inc.** 6259 S. Route 45 & 52 Chebanse, IL 60922 Contact: Mark Batherson ☎ 815-937-5539	Waste Management of Illinois Inc.** 6259 S. Route 45 & 52 Chebanse, IL 60922 Contact: Mark Batherson ☎ 815-937-5539

\*\*A subsidiary of Waste Management Inc. Midwest, 1001 Fannin, Suite 4000, Houston, TX 77002 \* 713-512-6200

# Laraway Recycling and Disposal Facility

<b>County</b>	Will
<b>Municipality</b>	Elwood
<b>Location</b>	21101 W. Laraway Road
<b>Location ☎</b>	815-727-6148
<b>Hours of operation</b>	Mon.-Fri.: 6:30 a.m. - 2:30 p.m.
<b>Wastes accepted</b>	Nonhazardous special, chemical, inert, asbestos
<b>Tipping fee</b>	\$23.50 per cubic yard
<b>Owner</b>	Waste Management of Illinois Inc.**
<b>Operator</b>	Waste Management of Illinois Inc.**

## Facility Facts

<b>Identification number</b>	1970450002
<b>Design capacity, airspace cu.yds.</b>	1,185,400
<b>Total permitted landfill area, acres</b>	32.2
<b>Permitted disposal area, acres</b>	32.2
<b>Highest permitted elevation, feet (msl)</b>	665
<b>Leachate monitoring stations</b>	5
<b>Groundwater monitoring wells</b>	11
<b>Methane collection system</b>	None
<b>Years remaining, estimated by landfill</b>	2*
<b>Date/year to open X date/year to close</b>	1972 - 2004

\*Assessment: limits of waste received to 52,000 cu. yds./yr.

## Wastes Received: 1999, 2000, 2001

	TOTAL WASTES ACCEPTED			OUT-OF-STATE WASTES ACCEPTED		
	gate cu. yds	tons	tons/day	gate cu/yds.	tons	% of total
<b>1999</b>	188,785	57,208	220	4,904	1,486	3
<b>2000</b>	475,642	144,134	554	778	236	0
<b>2001</b>	115,889	35,118	135	0	0	0

1999 State of Origin: Illinois, Indiana    2000 State of Origin: Illinois, Indiana    2001 State of Origin: Illinois only

## Remaining Capacities: Jan. 1, 2001 and Jan. 1, 2002

<b>2001 certified gate cu. yds. (tons)</b>	308,000	( 93,000)
<b>2002 certified gate cu. yds. (tons)</b>	106,000	( 32,000)

## Audits and Inspections

<b>Solid Waste Mgt. Fees paid in 2001</b>	\$75,006
<b>Last audited by Illinois EPA</b>	4-25-00, 4-25-01 & 3-28-02
<b>Facility inspected by</b>	Will County Land Use Dept., Waste Services Division & Illinois EPA, Des Plaines Regional Office

## Contacts

Owner	Operator
Waste Management of Illinois Inc.** 21101 W. Laraway Road Elwood, IL 60421 Contact: Scott Combis ☎ 815-727-6148	Waste Management of Illinois Inc.** 21101 W. Laraway Road Elwood, IL 60421 Contact: Scott Combis ☎ 815-727-6148

\*\*A subsidiary of Waste Management Inc. Midwest, 1001 Fannin, Suite 4000, Houston, TX 77002 \* 713-512-6200

## Mallard Lake Landfill (Closed)

<b>County</b>	DuPage
<b>Municipality</b>	Hanover Park
<b>Location</b>	26 W. 580 Schick Road
<b>Location ☎</b>	630-894-9000
<b>Hours of operation</b>	Mon.-Fri.: 6 a.m. - 4 p.m.; Sat.: 6 a.m. - noon
<b>Wastes accepted</b>	Municipal, nonhazardous special
<b>Tipping fee</b>	N/A
<b>Owner</b>	Forest Preserve District of DuPage County
<b>Operator</b>	BFI Waste Systems of North America Inc.**

### Facility Facts

<b>Identification number</b>	0438010004
<b>Design capacity, airspace cu.yds.</b>	40,780,750
<b>Total permitted landfill area, acres</b>	534
<b>Permitted disposal area, acres</b>	230
<b>Highest permitted elevation, feet (msl)</b>	982
<b>Leachate monitoring stations</b>	18
<b>Groundwater monitoring wells</b>	40
<b>Methane collection system</b>	Gas-to-energy
<b>Years remaining, estimated by landfill</b>	0
<b>Date/year to open X date/year to close</b>	12-31-75 - 3-13-99*

\*Site ceased accepting waste on 3-13-99; certified closure issued 9-30-02. Post-closure care began on 12-30-00.

### Wastes Received: 1999, 2000, 2001

	TOTAL WASTES ACCEPTED			OUT-OF-STATE WASTES ACCEPTED		
	gate cu. yds	tons	tons/day	gate cu/yds.	tons	% of total
<b>1999</b>	469,317	142,217	547	0	0	0
<b>2000</b>	0	0	0	0	0	0
<b>2001</b>	0	0	0	0	0	0

1999 State of Origin: Illinois only    2000 State of Origin: N/A    2001 State of Origin: N/A

### Remaining Capacities: Jan. 1, 2001 and Jan. 1, 2002

<b>2001 certified gate cu. yds. (tons)</b>	0	( 0)
<b>2002 certified gate cu. yds. (tons)</b>	0	( 0)

### Audits and Inspections

<b>Solid Waste Mgt. Fees paid in 2001</b>	\$0
<b>Last audited by Illinois EPA</b>	None
<b>Facility inspected by</b>	DuPage County Solid Waste Division & Illinois EPA, Des Plaines Regional Office

Only active landfills are audited.

### Contacts

Owner	Operator
Forest Preserve District of DuPage County 3 S. 580 Naperville Road Wheaton, IL 60187-8761 Contact: Joseph Benedict ☎ 630-462-5653	BFI Waste Systems of North America Inc.** 26 W. 580 Schick Road Hanover Park, IL 60133 Contact: Drew Bergenthal ☎ 630-894-9000

\*\*A subsidiary of Allied Waste Industries Inc., 15880 N. Greenway-Hayden Loop, Suite 100, Scottsdale, AZ 85260 \* 480-627-2700. Regional Office: 1370 S. Kostner, Crestwood, IL 60445 \* 708-824-3060

# Morris Community Landfill\*

<b>County</b>	Grundy
<b>Municipality</b>	Morris
<b>Location</b>	1501 Ashley Road
<b>Location ☎</b>	815-942-3941
<b>Hours of operation</b>	Mon.-Fri.: 7 a.m. - 4 p.m.
<b>Wastes accepted</b>	Municipal, nonhazardous special
<b>Tipping fee</b>	\$8.50 per cubic yard
<b>Owner</b>	City of Morris
<b>Operator</b>	Community Landfill Co.

\*Also known as Community Landfill

## Facility Facts

<b>Identification number</b>	0630600001
<b>Design capacity, airspace cu.yds.</b>	2,000,000
<b>Total permitted landfill area, acres</b>	119
<b>Permitted disposal area, acres</b>	95
<b>Highest permitted elevation, feet (msl)</b>	584
<b>Leachate monitoring stations</b>	N/A
<b>Groundwater monitoring wells</b>	9
<b>Methane collection system</b>	Gas-to-energy
<b>Years remaining, estimated by landfill</b>	3
<b>Date/year to open X date/year to close</b>	1976 - 2005

## Wastes Received: 1999, 2000, 2001

	<b>TOTAL WASTES ACCEPTED</b>			<b>OUT-OF-STATE WASTES ACCEPTED</b>		
	gate cu. yds	tons	tons/day	gate cu/yds.	tons	% of total
<b>1999</b>	303,067	91,838	353	0	0	0
<b>2000</b>	205,701	62,334	240	0	0	0
<b>2001</b>	167,619	50,794	195	0	0	0
1999 State of Origin: Illinois only    2000 State of Origin: Illinois only    2001 State of Origin: Illinois only						

## Remaining Capacities: Jan. 1, 2001 and Jan. 1, 2002

<b>2001 certified gate cu. yds. (tons)</b>	745,000	( 226,000)
<b>2002 certified gate cu. yds. (tons)</b>	507,000	( 154,000)

## Audits and Inspections

<b>Solid Waste Mgt. Fees paid in 2001</b>	\$18,750
<b>Last audited by Illinois EPA</b>	4-6-99, 3-13-01 & 3-7-02
<b>Facility inspected by</b>	Illinois EPA, Des Plaines Regional Office

## Contacts

**Owner**  
 City of Morris  
 320 Wauponsee St.  
 Morris, IL 60450  
 Contact: Mayor Richard Kopczick  
 ☎ 815-942-0103

**Operator**  
 Community Landfill Co.  
 13903 S. Ashland Ave.  
 Riverdale, IL 60827  
 Contact: Robert Pruum  
 ☎ 708-489-1900

## Onyx Zion Landfill\*

<b>County</b>	Lake
<b>Municipality</b>	Zion
<b>Location</b>	701 N. Green Bay Road
<b>Location ☎</b>	847-731-5110
<b>Hours of operation</b>	Mon.-Fri.: 6:00 a.m. - 4:00 p.m.; Sat.: 6 a.m. - 1 p.m.
<b>Wastes accepted</b>	Municipal, nonhazardous special
<b>Tipping fee</b>	N/A
<b>Owner</b>	Onyx Zion Landfill Inc.**
<b>Operator</b>	Onyx Zion Landfill Inc.**

### Facility Facts

<b>Identification number</b>	0978020002
<b>Design capacity, airspace cu.yds.</b>	10,970,000
<b>Total permitted landfill area, acres</b>	191.7
<b>Permitted disposal area, acres</b>	131.2*
<b>Highest permitted elevation, feet (msl)</b>	850
<b>Leachate monitoring stations</b>	10
<b>Groundwater monitoring wells</b>	42
<b>Methane collection system</b>	Gas-to-energy (active 4-1-02)
<b>Years remaining, estimated by landfill</b>	10
<b>Date/year to open X date/year to close</b>	5-26-98 - 2011

\*Includes vertical expansion of 35 ac. above and a 71.4 acres for lateral expansion east and adjacent to the original facility.

### Wastes Received: 1999, 2000, 2001

	TOTAL WASTES ACCEPTED			OUT-OF-STATE WASTES ACCEPTED		
	gate cu. yds	tons	tons/day	gate cu/yds.	tons	% of total
<b>1999</b>	1,788,741	542,043	2,085	72,677	22,023	4
<b>2000</b>	2,012,593	609,877	2,346	85,244	25,832	4
<b>2001</b>	2,359,617	715,035	2,750	77,039	23,345	3

1999 State of Origin: Illinois, Wisconsin    2000 State of Origin: Illinois, Wisconsin    2001 State of Origin: Illinois, Wisconsin

### Remaining Capacities: Jan. 1, 2001 and Jan. 1, 2002

<b>2001 certified gate cu. yds. (tons)</b>	22,419,000	(6,794,000)
<b>2002 certified gate cu. yds. (tons)</b>	23,182,000	(7,025,000)

### Audits and Inspections

<b>Solid Waste Mgt. Fees paid in 2001</b>	\$518,958
<b>Last audited by Illinois EPA</b>	6-5-00, 8-8-01 & 7-22-02
<b>Facility inspected by</b>	Lake County Health Department & Illinois EPA, Des Plaines Regional Office

### Contacts

Owner	Operator
Onyx Zion Landfill Inc.** 701 N. Green Bay Road Zion, IL 60099 Contact: James A. Lewis ☎ 847-731-5110	Onyx Zion Landfill Inc.** 701 N. Green Bay Road Zion, IL 60099 Contact: James A. Lewis ☎ 847-731-5110

\*\*An affiliate of Superior Services Inc., 125 S. 84th St., Suite 200, Milwaukee, WI 53214 and a subsidiary of Vivendi Environmental, France \* 414-479-7800 \* Regional office: 1525 Kautz Road, Suite 1000, West Chicago, IL 60185 \* 630-762-7703

## River Bend Prairie Landfill

<b>County</b>	Cook
<b>Municipality</b>	Dolton
<b>Location</b>	801 E. 138th St.
<b>Location ☎</b>	312-264-8508
<b>Hours of operation</b>	Mon.-Sat.: 5:30 a.m. - 7 p.m.
<b>Wastes accepted</b>	Municipal, nonhazardous special
<b>Tipping fee</b>	\$11.50 per cubic yard
<b>Owner</b>	Land & Lakes Co.
<b>Operator</b>	Land & Lakes Co.

### Facility Facts

<b>Identification number</b>	0310690003
<b>Design capacity, airspace cu.yds.</b>	10,800,000
<b>Total permitted landfill area, acres</b>	68
<b>Permitted disposal area, acres</b>	55
<b>Highest permitted elevation, feet (msl)</b>	690
<b>Leachate monitoring stations</b>	12
<b>Groundwater monitoring wells</b>	29
<b>Methane collection system</b>	Gas-to-energy
<b>Years remaining, estimated by landfill</b>	18
<b>Date/year to open X date/year to close</b>	12-31-77 - 2019

### Wastes Received: 1999, 2000, 2001

	TOTAL WASTES ACCEPTED			OUT-OF-STATE WASTES ACCEPTED		
	gate cu. yds	tons	tons/day	gate cu/yds.	tons	% of total
<b>1999</b>	954,946	289,378	1,113	15,583	4,722	2
<b>2000</b>	507,816	153,884	592	507	154	0
<b>2001</b>	607,781	184,176	708	7,268	2,202	1
1999 State of Origin: Illinois, Indiana    2000 State of Origin: Illinois, Indiana    2001 State of Origin: Illinois, Indiana						

### Remaining Capacities: Jan. 1, 2001 and Jan. 1, 2002

<b>2001 certified gate cu. yds. (tons)</b>	11,418,000	(3,460,000)
<b>2002 certified gate cu. yds. (tons)</b>	10,822,000	(3,279,000)

### Audits and Inspections

<b>Solid Waste Mgt. Fees paid in 2001</b>	\$137,209
<b>Last audited by Illinois EPA</b>	3-6-00, 4-17-01 & 5-20-02
<b>Facility inspected by</b>	Illinois EPA, Des Plaines Regional Office

### Contacts

#### Owner

Land & Lakes Co.  
123 N. Northwest Highway, P.O. Box 778  
Park Ridge, IL 60068  
Contact: James J. Cowhey, Jr.  
☎ 847-825-5000

#### Operator

Land & Lakes Co.  
123 N. Northwest Highway, P.O. Box 778  
Park Ridge, IL 60068  
Contact: James J. Cowhey, Jr.  
☎ 847-825-5000

## Settler's Hill Recycling and Disposal Facility

<b>County</b>	Kane
<b>Municipality</b>	Batavia
<b>Location</b>	1031 E. Fabyan Parkway
<b>Location ☎</b>	630-232-7664
<b>Hours of operation</b>	Mon.-Sat.: 6 a.m. - 6 p.m.
<b>Wastes accepted</b>	Municipal, nonhazardous special
<b>Tipping fee</b>	\$40 per ton
<b>Owner</b>	Kane County Dept. of Environmental Management
<b>Operator</b>	Waste Management of Illinois Inc.**

### Facility Facts

<b>Identification number</b>	0890100009
<b>Design capacity, airspace cu.yds.</b>	10,600,000
<b>Total permitted landfill area, acres</b>	291
<b>Permitted disposal area, acres</b>	197
<b>Highest permitted elevation, feet (msl)</b>	903
<b>Leachate monitoring stations</b>	9
<b>Groundwater monitoring wells</b>	20
<b>Methane collection system</b>	Gas-to-energy
<b>Years remaining, estimated by landfill</b>	4
<b>Date/year to open X date/year to close</b>	1982 - 2006*

\*Per local agreement, site must close on or before 12-31-06.

### Wastes Received: 1999, 2000, 2001

	TOTAL WASTES ACCEPTED			OUT-OF-STATE WASTES ACCEPTED		
	gate cu. yds	tons	tons/day	gate cu/yds.	tons	% of total
<b>1999</b>	4,081,394	1,236,786	4,757	0	0	0
<b>2000</b>	3,920,084	1,187,904	4,569	0	0	0
<b>2001</b>	3,919,894	1,187,847	4,569	0	0	0
1999 State of Origin: Illinois only    2000 State of Origin: Illinois only    2001 State of Origin: Illinois only						

### Remaining Capacities: Jan. 1, 2001 and Jan. 1, 2002

<b>2001 certified gate cu. yds. (tons)</b>	19,409,000	(5,882,000)
<b>2002 certified gate cu. yds. (tons)</b>	15,008,000	(4,548,000)

### Audits and Inspections

<b>Solid Waste Mgt. Fees paid in 2001</b>	\$800,635
<b>Last audited by Illinois EPA</b>	5-31-00, 6-26-01 & 6-18-02
<b>Facility inspected by</b>	Illinois EPA, Des Plaines Regional Office

### Contacts

#### Owner


Kane County Dept. of Environmental Management  
719 S. Batavia Ave.  
Geneva, IL 60134  
Contact: Tim Harbaugh  
☎ 630-208-5173

#### Operator

Waste Management of Illinois Inc.\*\*  
1031 E. Fabyan Parkway  
Batavia, IL 60510  
Contact: Ian Johnson  
☎ 630-232-7664

\*\*A subsidiary of Waste Management Inc. Midwest, 1001 Fannin, Suite 4000, Houston, TX 77002 \* 713-512-6200

**Sexton #2\***

<b>County</b>	Cook
<b>Municipality</b>	Hillside
<b>Location</b>	4100 W. Frontage Road
<b>Location </b>	N/A
<b>Hours of operation</b>	Mon.-Fri.: 7:30 a.m. - 3:30 p.m.
<b>Wastes accepted</b>	Municipal, construction & demolition debris
<b>Tipping fee</b>	\$45.50 per ton
<b>Owner</b>	Congress Development Co.
<b>Operator</b>	John Sexton Sand & Gravel Corp.

\*Also known as Congress Development Co. Landfill

**Facility Facts**

<b>Identification number</b>	0318170002
<b>Design capacity, airspace cu.yds.</b>	1,595,412
<b>Total permitted landfill area, acres</b>	72
<b>Permitted disposal area, acres</b>	55
<b>Highest permitted elevation, feet (msl)</b>	700
<b>Leachate monitoring stations</b>	25
<b>Groundwater monitoring wells</b>	9
<b>Methane collection system</b>	Gas-to-energy (under construction)
<b>Years remaining, estimated by landfill</b>	2
<b>Date/year to open X date/year to close</b>	12-31-80 - 2004*

**Wastes Received: 1999, 2000, 2001**

	<b>TOTAL WASTES ACCEPTED</b>			<b>OUT-OF-STATE WASTES ACCEPTED</b>		
	gate cu. yds	tons	tons/day	gate cu/yds.	tons	% of total
<b>1999</b>	813,843	246,619	949	0	0	0
<b>2000</b>	161,865	49,050	189	0	0	0
<b>2001</b>	513,520	155,612	599	0	0	0
1999 State of Origin: Illinois only    2000 State of Origin: Illinois only    2001 State of Origin: Illinois only						


**Remaining Capacities: Jan. 1, 2001 and Jan. 1, 2002**

<b>2001 certified gate cu. yds. (tons)</b>	1,370,000	( 415,000)
<b>2002 certified gate cu. yds. (tons)</b>	1,168,000	( 354,000)

**Audits and Inspections**

<b>Solid Waste Mgt. Fees paid in 2001</b>	\$97,668
<b>Last audited by Illinois EPA</b>	5-9-00, 9-11-01 6-19-02
<b>Facility inspected by</b>	Illinois EPA, Des Plaines Regional Office

**Contacts****Owner**

Congress Development Co.  
4415 W. Harrison Street, Suite 535  
Hillside, IL 60162-1900  
Contact: James Butler  
 708-547-3703

**Operator**

John Sexton Sand & Gravel Corp.  
4415 W. Harrison Street, Suite 535  
Hillside, IL 60162-1900  
Contact: James Butler  
 708-547-3703



## Wheatland Prairie Recycling and Disposal Facility (Now Closed)

<b>County</b>	Will
<b>Municipality</b>	Plainfield
<b>Location</b>	25244 W. 111th St.
<b>Location ☎</b>	630-904-1010
<b>Hours of operation</b>	N/A
<b>Wastes accepted</b>	N/A
<b>Tipping fee</b>	N/A
<b>Owner</b>	Waste Management of Illinois Inc.**
<b>Operator</b>	Waste Management of Illinois Inc.**

### Facility Facts

<b>Identification number</b>	1978200004
<b>Design capacity, airspace cu.yds.</b>	3,447,306
<b>Total permitted landfill area, acres</b>	70
<b>Permitted disposal area, acres</b>	70
<b>Highest permitted elevation, feet (msl)</b>	728
<b>Leachate monitoring stations</b>	11
<b>Groundwater monitoring wells</b>	30
<b>Methane collection system</b>	Yes
<b>Years remaining, estimated by landfill</b>	0
<b>Date/year to open X date/year to close</b>	12-31-87 - 6-18-01***

\*Ceased accepting waste in June 2001; certificate of closure pending.

### Wastes Received: 1999, 2000, 2001

	<u>TOTAL WASTES ACCEPTED</u>			<u>OUT-OF-STATE WASTES ACCEPTED</u>		
	gate cu. yds	tons	tons/day	gate cu/yds.	tons	% of total
<b>1999</b>	2,027,665	614,444	2,363	0	0	0
<b>2000</b>	742,564	225,019	865	0	0	0
<b>2001</b>	192,208	58,245	224	0	0	0
1999 State of Origin: Illinois only    2000 State of Origin: Illinois only    2001 State of Origin: Illinois only						

### Remaining Capacities: Jan. 1, 2001 and Jan. 1, 2002

<b>2001 certified gate cu. yds. (tons)</b>	266,000	( 81,000)
<b>2002 certified gate cu. yds. (tons)</b>	0	( 0)

### Audits and Inspections

<b>Solid Waste Mgt. Fees paid in 2001</b>	\$56,300
<b>Last audited by Illinois EPA</b>	4-11-00
<b>Facility inspected by</b>	Will County Land Use Dept., Waste Services Division & Illinois EPA, Des Plaines Regional Office

### Contacts

<b>Owner</b> Waste Management of Illinois Inc.** 25244 W. 111th St. Plainfield, IL 60544 Contact: Mark Batherson ☎ 815-727-6148	<b>Operator</b> Waste Management of Illinois Inc.** 25244 W. 111th St. Plainfield, IL 60544 Contact: Mark Batherson ☎ 815-727-6148
--	---

\*\*A subsidiary of Waste Management Inc. Midwest, 1001 Fannin, Suite 4000, Houston, TX 77002 \* 713-512-6200

## Woodland Recycling and Disposal Facility

<b>County</b>	Kane
<b>Municipality</b>	South Elgin
<b>Location</b>	7 N. 500 Route 25
<b>Location ☎</b>	847-741-0219
<b>Hours of operation</b>	Mon.-Fri.: 6 a.m. - 4 p.m.; Sat.: 6 a.m. - noon
<b>Wastes accepted</b>	Municipal, nonhazardous special
<b>Tipping fee</b>	\$40 per ton
<b>Owner</b>	Oak Brook Bank, Trust #8-1735
<b>Operator</b>	Waste Management of Illinois Inc.**

### Facility Facts

<b>Identification number</b>	0894830005
<b>Design capacity, airspace cu.yds.</b>	13,000,000
<b>Total permitted landfill area, acres</b>	213
<b>Permitted disposal area, acres</b>	103
<b>Highest permitted elevation, feet (msl)</b>	852
<b>Leachate monitoring stations</b>	4
<b>Groundwater monitoring wells</b>	24
<b>Methane collection system</b>	Gas-to-energy
<b>Years remaining, estimated by landfill</b>	<1
<b>Date/year to open X date/year to close</b>	12-31-76 - 2002*

\*Still open in Sept. 2002

### Wastes Received: 1999, 2000, 2001

	TOTAL WASTES ACCEPTED			OUT-OF-STATE WASTES ACCEPTED		
	gate cu. yds	tons	tons/day	gate cu/yds.	tons	% of total
<b>1999</b>	1,171,698	355,060	1,366	4,650	1,409	0
<b>2000</b>	858,419	260,127	1,000	3,130	948	0
<b>2001</b>	1,317,117	399,126	1,535	1,096	332	0

1999 State of Origin: Illinois, Indiana, Pennsylvania, Wisconsin    2000 State of Origin: Illinois, Indiana, Ohio, Wisconsin  
 2001 State of Origin: Illinois, Indiana, Wisconsin

### Remaining Capacities: Jan. 1, 2001 and Jan. 1, 2002

<b>2001 certified gate cu. yds. (tons)</b>	2,063,000	( 625,000)
<b>2002 certified gate cu. yds. (tons)</b>	803,000	( 243,000)

### Audits and Inspections

<b>Solid Waste Mgt. Fees paid in 2001</b>	\$306,561
<b>Last audited by Illinois EPA</b>	8-24-99, 4-11-01 & 3-21-02
<b>Facility inspected by</b>	Illinois EPA, Des Plaines Regional Office

### Contacts

Owner	Operator
Oak Brook Bank, Trust #8-1735	Waste Management of Illinois Inc.**
1400 W. 16th St.	7 N. 500 Route 25, P.O. Box 364
Oak Brook, IL 60521	South Elgin, IL 60177
Contact: Adriana Rodek	Contact: Ian Johnson
☎ 630-571-1050	☎ 630-232-7664

\*\*A subsidiary of Waste Management Inc. Midwest, 1001 Fannin, Suite 4000, Houston, TX 77002 \* 713-512-6200

## 34th Street Material Recovery & Recycling Facility (Active)

<b>County</b>	Cook
<b>Municipality</b>	Chicago
<b>Location</b>	3757 W. 34th St.
<b>Location ☎</b>	773-843-3345
<b>Hours of operation</b>	Continuous from 5 a.m. Mon. - 5 p.m. Sat.
<b>Wastes accepted</b>	Municipal, recyclables*
<b>Tipping fee</b>	N/A
<b>Owner</b>	Chicago Department of Environment
<b>Operator</b>	Waste Management of Illinois Inc.**

\*Blue Bag recycling participant.

### Facility Facts

<b>Identification number</b>	0316300004
<b>Opened, year</b>	1995
<b>Facility acreage</b>	8.3

### Wastes Received: 1999, 2000, 2001

	<u>Tons per year</u>	<u>Tons per day (average)</u>
<b>1999</b>	320,912	1,274
<b>2000</b>	245,868	984
<b>2001</b>	241,870	968

\*250 operating days per year.

### Inspections

<b>Facility inspected by</b>	Illinois EPA, Des Plaines Regional Office & Chicago Department of Environment
------------------------------	---

### Contacts

<b>Owner</b>	<b>Operator</b>
Chicago Department of Environment 30 N. LaSalle St., 25th Floor Chicago, IL 60602 ☎ 312-744-5711	Waste Management of Illinois Inc.** 1633 W. Medill Ave. Chicago, IL 60614 ☎ 773-525-6773

\*\*A subsidiary of Waste Management Inc. Midwest, 1001 Fannin, Suite 4000, Houston, TX 77002 \* 713-512-6200

## American Wood Recycling Transfer Station (Active)

<b>County</b>	Cook
<b>Municipality</b>	Hoffman Estates
<b>Location</b>	1601 Beverly Road & Prairie Stone
<b>Location</b> 📍	N/A
<b>Hours of operation</b>	Mon. - Fri.: 7 a.m. - 4 p.m.; Sat.: 7 a.m. - 3 p.m.
<b>Wastes accepted</b>	Landscape waste
<b>Tipping fee</b>	N/A
<b>Owner</b>	American Wood Recycling Inc.
<b>Operator</b>	American Wood Recycling Inc.

### Facility Facts

<b>Identification number</b>	0314490002
<b>Opened, year</b>	1996
<b>Facility acreage</b>	5.01

### Wastes Received: 1999, 2000, 2001

	<u>Tons per year</u>	<u>Tons per day (average)</u>
<b>1999</b>	0	0
<b>2000</b>	25,000	200
<b>2001</b>	0	0

Active, but waste receipts unknown.

### Inspections

<b>Facility inspected by</b>	Illinois EPA, Des Plaines Regional Office
------------------------------	---

### Contacts

<b>Owner</b>	<b>Operator</b>
American Wood Recycling Inc. 1100 Brandt Drive Elgin, IL 60210 ☎ 847-426-6354	American Wood Recycling Inc. 16077 Depot Place Prairie View, IL 60069 ☎ 847-426-6354

## Apollo Disposal Service Transfer Station (Active)

<b>County</b>	Kankakee
<b>Municipality</b>	Momence
<b>Location</b>	120 E. Industrial Drive
<b>Location ☎</b>	815-472-3332
<b>Hours of operation</b>	Mon. - Sat.: 7 a.m. - 5 p.m.
<b>Wastes accepted</b>	Municipal
<b>Tipping fee</b>	\$12.50/cu. yd.
<b>Owner</b>	Allied Waste Transportation Inc.**
<b>Operator</b>	Allied Waste Transportation Inc.**

### Facility Facts

<b>Identification number</b>	0910650003
<b>Opened, year</b>	1997
<b>Facility acreage</b>	< 1

### Wastes Received: 1999, 2000, 2001

	<u>Tons per year</u>	<u>Tons per day (average)</u>
<b>1999</b>	19,500	75
<b>2000</b>	19,500	75
<b>2001</b>	19,900	75

### Inspections

<b>Facility inspected by</b>	Illinois EPA, Des Plaines Regional Office & Kankakee County Health Department
------------------------------	---

### Contacts

<b>Owner</b>	<b>Operator</b>
Allied Waste Transportation Inc.** Steven Smith 701 Pine St. Momence, IL 60954 ☎ 815-472-3332	Allied Waste Transportation Inc.** Steven Smith 701 Pine St. Momence, IL 60954 ☎ 815-472-3332

\*\*A subsidiary of Allied Waste Industries Inc., 15880 N. Greenway-Hayden Loop, Suite 100, Scottsdale, AZ 85260 \* 480-627-2700. Regional Office: 1370 S. Kostner, Crestwood, IL 60445 \* 708-824-3060

## ARC Disposal & Recycling (Active)

<b>County</b>	Cook
<b>Municipality</b>	Mt. Prospect
<b>Location</b>	2101 S. Busse Road
<b>Location ☎</b>	847-981-0091
<b>Hours of operation</b>	Mon. - Fri.: 6 a.m. - 9 p.m.; Sat.: 6 a.m. - 6 p.m.
<b>Wastes accepted</b>	Municipal, industrial, commercial
<b>Tipping fee</b>	\$47/ton
<b>Owner</b>	ARC Disposal & Recycling**
<b>Operator</b>	ARC Disposal & Recycling**

### Facility Facts

<b>Identification number</b>	0318040001
<b>Opened, year</b>	1984
<b>Facility acreage</b>	3.28*

\*Site consists of two buildings to accommodate separate waste and recyclables and operation of a LSW transfer area

### Wastes Received: 1999, 2000, 2001

	<u>Tons per year</u>	<u>Tons per day (average)</u>
<b>1999</b>	255,500	912
<b>2000</b>	288,778	922
<b>2001</b>	315,171	1,010

### Inspections

<b>Facility inspected by</b>	Illinois EPA, Des Plaines Regional Office
------------------------------	---

### Contacts

<b>Owner</b>	<b>Operator</b>
ARC Disposal & Recycling** David Vander Velde 2101 S. Busse Road Mt. Prospect, IL 60056 ☎ 847-981-0091	ARC Disposal & Recycling** Steven Van Kampen & Dan Bulthuis 2101 S. Busse Road Mt. Prospect, IL 60056 ☎ 847-981-0091

\*\*A subsidiary of Republic Services Inc., 110 SE 6th St., Suite 2800, Ft. Lauderdale, FL 33301 \* 954-769-2400

## Banner - Western Transfer & Recycling Center (Active)

County	Will
Municipality	Rockdale
Location	2100 Moen Ave.
Location ☎	815-725-4200
Hours of operation	Mon. - Fri.: 6 a.m. - 5 p.m.; Sat.: 6 a.m. - 1 p.m.
Wastes accepted	Municipal, landscape waste (limited), recyclables
Tipping fee	N/A
Owner	Waste Management of Illinois Inc.**
Operator	Waste Management of Illinois Inc.**

### Facility Facts

Identification number	1970850012
Opened, year	1993
Facility acreage	4.62

### Wastes Received: 1999, 2000, 2001

	<u>Tons per year</u>	<u>Tons per day (average)</u>
1999	0	0
2000	0	0
2001	0	0

Active, but waste receipts unknown.

### Inspections

Facility inspected by	Illinois EPA, Des Plaines Regional Office & Will County Land Use Department, Waste Services Division
-----------------------	--

### Contacts

Owner	Operator
Waste Management of Illinois Inc.** Dean Vander Baan 720 E. Butterfield Road Lombard, IL 60521 ☎ 630-572-8800	Waste Management of Illinois Inc.** Pat McDowell 2100 Moen Ave. Rockdale, IL 60436 ☎ 815-773-1166

\*\*A subsidiary of Waste Management Inc. Midwest, 1001 Fannin, Suite 4000, Houston, TX 77002 \* 713-512-6200

## Best Lawns Transfer Station (Active)

<b>County</b>	Cook
<b>Municipality</b>	Streamwood
<b>Location</b>	1435 Yorkshire Drive
<b>Location ☎</b>	630-213-7900
<b>Hours of operation</b>	Mon. - Fri.: 6:30 a.m. - 5 p.m.; Sat.: 7 a.m. - noon
<b>Wastes accepted</b>	Landscape waste
<b>Tipping fee</b>	N/A
<b>Owner</b>	Best Lawns Inc.**
<b>Operator</b>	Best Lawns Inc.

\*\*Trust #8822, West Suburban Bank

### Facility Facts

<b>Identification number</b>	0313065042
<b>Opened, year</b>	1995
<b>Facility acreage</b>	2.98

### Wastes Received: 1999, 2000, 2001

	<u>Tons per year</u>	<u>Tons per day (average)</u>
<b>1999</b>	0	0
<b>2000</b>	0	0
<b>2001</b>	0	0

Active, but waste receipts unknown.

### Inspections

<b>Facility inspected by</b>	Illinois EPA, Des Plaines Regional Office
------------------------------	---

### Contacts

<b>Owner</b>	<b>Operator</b>
Best Lawns Inc.** 1435 Yorkshire Drive Streamwood, IL 60137 ☎ 630-213-7900	Best Lawns Inc. 1435 Yorkshire Drive Streamwood, IL 60107 ☎ 630-213-7900

\*\*Trust #8822, West Suburban Bank, 711 S. Westmore Ave., Lombard, IL 60148 \* 630-916-1195



## BFI-Midtown Transfer (Active)

<b>County</b>	Cook
<b>Municipality</b>	Chicago
<b>Location</b>	1220 W. Carroll Ave.
<b>Location ☎</b>	312-829-5741
<b>Hours of operation</b>	Mon. - Fri.: 6 a.m. - 5 p.m.; Sat.: 6 a.m. - noon
<b>Wastes accepted</b>	Municipal
<b>Tipping fee</b>	N/A
<b>Owner</b>	BFI Waste Systems of North America Inc.**
<b>Operator</b>	BFI Waste Systems of North America Inc.**

AKA Midtown Transfer

### Facility Facts

<b>Identification number</b>	0316280008
<b>Opened, year</b>	1982
<b>Facility acreage</b>	1.09

### Wastes Received: 1999, 2000, 2001

	<u>Tons per year</u>	<u>Tons per day (average)</u>
<b>1999</b>	0	0
<b>2000</b>	0	0
<b>2001</b>	0	0

Active, but waste receipts unknown.

### Inspections

<b>Facility inspected by</b>	Illinois EPA, Des Plaines Regional Office & Chicago Department of Environment
------------------------------	--

### Contacts

<b>Owner</b>	<b>Operator</b>
BFI Waste Systems of North America Inc.** Rick Lilley 1850 W. Carroll Chicago, IL 60612 ☎ 312-226-0092	BFI Waste Systems of North America Inc.** Rick Lilley 1850 W. Carroll Chicago, IL 60612 ☎ 312-226-0092

\*\*A subsidiary of Allied Waste Industries Inc., 15880 N. Greenway-Hayden Loop, Suite 100, Scottsdale, AZ 85260 \* 480-627-2700. Regional Office: 1370 S. Kostner, Crestwood, IL 60445 \* 708-824-3060

## C & L Landscape Waste Trans. Stn. (New)

<b>County</b>	Cook
<b>Municipality</b>	Chicago Heights
<b>Location</b>	56 E. 25th St.
<b>Location ☎</b>	630-879-3006
<b>Hours of operation</b>	Mon. - Fri.: 7 a.m. - 5 p.m.; Sat.: 7 a.m. - 12 noon
<b>Wastes accepted</b>	Landscape waste
<b>Tipping fee</b>	N/A
<b>Owner</b>	C & L LLC
<b>Operator</b>	Skyline Disposal Co. Inc.

### Facility Facts

<b>Identification number</b>	0310455101
<b>Opened, year</b>	2000*
<b>Facility acreage</b>	3

\*Permitted to operate 9-15-00

### Wastes Received: 1999, 2000, 2001

	<u>Tons per year</u>	<u>Tons per day (average)</u>
<b>1999</b>	0	0
<b>2000</b>	0	0
<b>2001</b>	0	0

Active, but waste receipts unknown.

### Inspections

<b>Facility inspected by</b>	Illinois EPA, Des Plaines Regional Office
------------------------------	---

### Contacts

<b>Owner</b>	<b>Operator</b>
C & L LLC Clem DeLuca 66 E. 24th St. Chicago Heights, IL 60411 ☎ 630-879-3006	Skyline Disposal Co. Inc. Gary Blue 66 E. 24th St. Chicago Heights, IL 60411 ☎ 708-754-5460

## Calumet Transfer Station\* (Active)

<b>County</b>	Cook
<b>Municipality</b>	Chicago
<b>Location</b>	2040 E. 106th St.
<b>Location ☎</b>	312-284-5201
<b>Hours of operation</b>	24 hours per day
<b>Wastes accepted</b>	Municipal
<b>Tipping fee</b>	N/A
<b>Owner</b>	Liberty Waste Services of Illinois LLC**
<b>Operator</b>	Liberty Waste Services of Illinois LLC**

\*Also known as Liberty Waste.

### Facility Facts

<b>Identification number</b>	0316005603
<b>Opened, year</b>	1998
<b>Facility acreage</b>	28

### Wastes Received: 1999, 2000, 2001

	<u>Tons per year</u>	<u>Tons per day (average)</u>
<b>1999</b>	0	0
<b>2000</b>	0	0
<b>2001</b>	0	0

Active, but waste receipts unknown.

### Inspections

<b>Facility inspected by</b>	Illinois EPA, Des Plaines Regional Office & Chicago Department of Environment
------------------------------	--

### Contacts

<b>Owner</b>	<b>Operator</b>
Liberty Waste Services of Illinois LLC** 625 Liberty Ave., Suite 3100 Pittsburgh, PA 15222 ☎ 312-284-5201	Liberty Waste Services of Illinois LLC** 625 Liberty Ave., Suite 3100 Pittsburgh, PA 15222 ☎ 312-284-5201

\*\*A subsidiary of Allied Waste Industries Inc., 15880 N. Greenway-Hayden Loop, Suite 100, Scottsdale, AZ 85260 \* 480-627-2700. Regional Office: 1370 S. Kostner, Crestwood, IL 60445 \* 708-824-3060

## CDT Transfer Material Recovery Facility (Active)

<b>County</b>	Will
<b>Municipality</b>	Joliet
<b>Location</b>	2851 Mound Road
<b>Location ☎</b>	815-741-0736
<b>Hours of operation</b>	Mon. - Sat.: 4 a.m. - 6 p.m.
<b>Wastes accepted</b>	Municipal, C & D debris, white goods
<b>Tipping fee</b>	N/A
<b>Owner</b>	Waste Management of Illinois Inc.**
<b>Operator</b>	Waste Management of Illinois Inc.**

New Owner/Operator 11-24-99

### Facility Facts

<b>Identification number</b>	1970450096
<b>Opened, year</b>	1996*
<b>Facility acreage</b>	8.73

\*Additions of two scales and scale house in 2000

### Wastes Received: 1999, 2000, 2001

	<u>Tons per year</u>	<u>Tons per day (average)</u>
<b>1999</b>	0	0
<b>2000</b>	0	0
<b>2001</b>	0	0

Active, but waste receipts unknown.

### Inspections

<b>Facility inspected by</b>	Illinois EPA, Des Plaines Regional Office & Will County Land Use Department, Waste Services Division
------------------------------	--

### Contacts

<b>Owner</b>	<b>Operator</b>
Waste Management of Illinois Inc.** Dean Vander Baan 720 E. Butterfield Road Lombard, IL 60521 ☎ 630-572-8800	Waste Management of Illinois Inc.** Pat McDowell 2100 Moen Ave. Rockdale, IL 60436 ☎ 815-773-1166

\*\*A subsidiary of Waste Management Inc. Midwest, 1001 Fannin, Suite 4000, Houston, TX 77002 \* 713-512-6200. Operator address is for Banner-Western Transfer and Recycling Center.

## CID Material Recovery & Recycling Facility (Active)

<b>County</b>	Cook
<b>Municipality</b>	Chicago
<b>Location</b>	13707 S. Jeffrey Ave.
<b>Location ☎</b>	773-646-7611
<b>Hours of operation</b>	Mon. - Sat.: 7 a.m. - 5 p.m.
<b>Wastes accepted</b>	Municipal, recyclables*
<b>Tipping fee</b>	N/A
<b>Owner</b>	Waste Management of Illinois Inc.**
<b>Operator</b>	Waste Management of Illinois Inc.**

\*Blue Bag recycling participant.

### Facility Facts

<b>Identification number</b>	0310395011
<b>Opened, year</b>	1995
<b>Facility acreage</b>	13.6

### Wastes Received: 1999, 2000, 2001

	<u>Tons per year</u>	<u>Tons per day (average)</u>
<b>1999</b>	247,524	959
<b>2000</b>	329,014	1,316
<b>2001</b>	309,385	1,238

\*250 operating days per year

### Inspections

<b>Facility inspected by</b>	Illinois EPA, Des Plaines Regional Office & Chicago Department of Environment
------------------------------	---

### Contacts

<b>Owner</b>	<b>Operator</b>
Waste Management of Illinois Inc.** 1633 W. Medill Ave. Chicago, IL 60614 ☎ 773-525-6773	Waste Management of Illinois Inc.** 1633 W. Medill Ave. Chicago, IL 60614 ☎ 773-525-6773

\*\*A subsidiary of Waste Management Inc. Midwest, 1001 Fannin, Suite 4000, Houston, TX 77002 \* 713-512-6200

## Citiwaste Transfer Station (Active)

<b>County</b>	Will
<b>Municipality</b>	Joliet
<b>Location</b>	808 S. Joliet St.
<b>Location ☎</b>	815-723-3200
<b>Hours of operation</b>	Mon. - Fri.: 6:30 a.m. - 4 p.m.; Sat.: 6:30 a.m. - noon
<b>Wastes accepted</b>	C & D debris, landscape waste, recyclables (no garbage)
<b>Tipping fee</b>	N/A
<b>Owner</b>	Citiwaste Inc.**
<b>Operator</b>	Citiwaste Inc.**

### Facility Facts

<b>Identification number</b>	1978093002
<b>Opened, year</b>	1994
<b>Facility acreage</b>	4.91

### Wastes Received: 1999, 2000, 2001

	<u>Tons per year</u>	<u>Tons per day (average)</u>
<b>1999</b>	0	0
<b>2000</b>	41,946	166
<b>2001</b>	0	0

Active, but waste receipts unknown.

### Inspections

<b>Facility inspected by</b>	Illinois EPA, Des Plaines Regional Office & Will County Land Use Department, Waste Services Division
------------------------------	--

### Contacts

<b>Owner</b>	<b>Operator</b>
Citiwaste Inc.** 808 S. Joliet St. Joliet, IL 60434 ☎ 815-723-3200	Citiwaste Inc.** 808 S. Joliet St. Joliet, IL 60434 ☎ 815-723-3200

\*\*A subsidiary of Allied Waste Industries Inc., 15880 N. Greenway-Hayden Loop, Suite 100, Scottsdale, AZ 85260 \* 480-627-2700. Regional Office: 1370 S. Kostner, Crestwood, IL 60445 \* 708-824-3060

## City Waste Transfer (Active)

<b>County</b>	Cook
<b>Municipality</b>	Chicago
<b>Location</b>	2464 S. Laflin St.
<b>Location ☎</b>	312-243-7771
<b>Hours of operation</b>	Mon. - Fri.: 5 a.m. - 8 p.m.; Sat.: 5 a.m. - 2 p.m.
<b>Wastes accepted</b>	Municipal, recyclables
<b>Tipping fee</b>	N/A
<b>Owner</b>	American Disposal Transfer Services
<b>Operator</b>	American Disposal Transfer Services**

### Facility Facts

<b>Identification number</b>	0316310003
<b>Opened, year</b>	1984
<b>Facility acreage</b>	1.25

### Wastes Received: 1999, 2000, 2001

	<u>Tons per year</u>	<u>Tons per day (average)</u>
<b>1999</b>	0	0
<b>2000</b>	0	0
<b>2001</b>	0	0

Active, but waste receipts unknown.

### Inspections

<b>Facility inspected by</b>	Illinois EPA, Des Plaines Regional Office & Chicago Department of Environment
------------------------------	---

### Contacts

<b>Owner</b>	<b>Operator</b>
American Disposal Transfer Services 745 McClintoch Dr., Suite 230 Burr Ridge, IL 60521 ☎ 708-449-1250	American Disposal Transfer Services** 2464 S. Laflin St. Chicago, IL 60608 ☎ 312-243-7771

\*\*A subsidiary of Allied Waste Industries Inc., 15880 N. Greenway-Hayden Loop, Suite 100, Scottsdale, AZ 85260 \* 480-627-2700. Regional Office: 1370 S. Kostner, Crestwood, IL 60445 \* 708-824-3060

## Cloverleaf Farms Transfer (New)

<b>County</b>	Kane
<b>Municipality</b>	Elgin
<b>Location</b>	1320 Spaulding Road
<b>Location ☎</b>	847-931-2900
<b>Hours of operation</b>	Mon. - Fri.: 7 a.m. - 5 p.m.
<b>Wastes accepted</b>	Landscape waste
<b>Tipping fee</b>	N/A
<b>Owner</b>	Midwest Compost LLC**
<b>Operator</b>	Midwest Compost LLC**

### Facility Facts

<b>Identification number</b>	0314385091
<b>Opened, year</b>	2001*
<b>Facility acreage</b>	5.1

\*Permitted to operate 4-24-01

### Wastes Received: 1999, 2000, 2001

	<u>Tons per year</u>	<u>Tons per day (average)</u>
<b>1999</b>	0	0
<b>2000</b>	0	0
<b>2001</b>	0	0

### Inspections

<b>Facility inspected by</b>	Illinois EPA, Des Plaines Regional Office
------------------------------	---

### Contacts

<b>Owner</b>	<b>Operator</b>
Midwest Compost LLC** Charles J. Murphy 1320 Spaulding Road Elgin, IL 60120 ☎ 847-931-2900	Midwest Compost LLC** Charles J. Murphy 1320 Spaulding Road Elgin, IL 60120 ☎ 847-931-2900

\*\*Parent company Cloverleaf Farms Inc.



## D & D Loop Transfer-Laflin (Active)

<b>County</b>	Cook
<b>Municipality</b>	Chicago
<b>Location</b>	2251 S. Laflin St.
<b>Location ☎</b>	312-225-6774
<b>Hours of operation</b>	24 hours per day
<b>Wastes accepted</b>	Municipal, C & D debris
<b>Tipping fee</b>	N/A
<b>Owner</b>	Allied Waste Transportation Inc.**
<b>Operator</b>	Allied Waste Transportation Inc.**

### Facility Facts

<b>Identification number</b>	0316310014
<b>Opened, year</b>	1989
<b>Facility acreage</b>	5.6

### Wastes Received: 1999, 2000, 2001

	<u>Tons per year</u>	<u>Tons per day (average)</u>
<b>1999</b>	0	0
<b>2000</b>	0	0
<b>2001</b>	0	0

Active, but waste receipts unknown.

### Inspections

<b>Facility inspected by</b>	Illinois EPA, Des Plaines Regional Office & Chicago Department of Environment
------------------------------	--

### Contacts

<b>Owner</b>	<b>Operator</b>
Allied Waste Transportation Inc.** 2608 S. Damen Ave. Chicago, IL 60608 ☎ 773-579-3600	Allied Waste Transportation Inc.** 2608 S. Damen Ave. Chicago, IL 60608 ☎ 312-942-0042

\*\*A subsidiary of Allied Waste Industries Inc., 15880 N. Greenway-Hayden Loop, Suite 100, Scottsdale, AZ 85260 \* 480-627-2700. Regional Office: 1370 S. Kostner, Crestwood, IL 60445 \* 708-824-3060

## Des Plaines Landscape Waste Trans. Stn. (Active)

<b>County</b>	Cook
<b>Municipality</b>	Des Plaines
<b>Location</b>	1420 Miner St.
<b>Location ☎</b>	847-391-5300
<b>Hours of operation</b>	Mon. - Fri.: 7 a.m. - 6 p.m.; (April - December)
<b>Wastes accepted</b>	Leaves, Woodchips, Clean Construction or Demolition Debris*
<b>Tipping fee</b>	N/A
<b>Owner</b>	City of Des Plaines, City Hall
<b>Operator</b>	City of Des Plaines, Public Works

\*Maximum amounts 2,000 cu. yds. concrete & clean asphalt, 6,000 cu. yds. of dirt/sand, 10,000 cu. yds. leaves

### Facility Facts

<b>Identification number</b>	0310630073
<b>Opened, year</b>	1994
<b>Facility acreage</b>	<1

### Wastes Received: 1999, 2000, 2001

	<u>Tons per year</u>	<u>Tons per day (average)</u>
<b>1999</b>	0	0
<b>2000</b>	0	0
<b>2001</b>	3,303	120

### Inspections

<b>Facility inspected by</b>	Illinois EPA, Des Plaines Regional Office
------------------------------	---

### Contacts

<b>Owner</b>	<b>Operator</b>
City of Des Plaines, City Hall 1420 Miner St. Des Plaines, IL 60016 ☎ 847-391-5300	City of Des Plaines, Public Works Jerry Lecocq 1111 Joseph Schwab Road Des Plaines, IL 60016 ☎ 847-391-5464

## DuKane Transfer Facility (Active)

<b>County</b>	DuPage
<b>Municipality</b>	West Chicago
<b>Location</b>	East of Powis Road, South of North Ave.
<b>Location ☎</b>	630-587-5672
<b>Hours of operation</b>	Mon. - Fri.: 5 a.m. - 5 p.m.
<b>Wastes accepted</b>	Municipal
<b>Tipping fee</b>	N/A
<b>Owner</b>	Groot Industries Inc.
<b>Operator</b>	Crown Recycling & Waste Services Inc.

New Owner/Operator 3-1-00

### Facility Facts

<b>Identification number</b>	0430905819
<b>Opened, year</b>	1999*
<b>Facility acreage</b>	6.3

\*Permitted to operate 3-10-99

### Wastes Received: 1999, 2000, 2001

	<u>Tons per year</u>	<u>Tons per day (average)</u>
<b>1999</b>	326,279	1,418
<b>2000</b>	0	0
<b>2001</b>	0	0

Active, but waste receipts unknown.

### Inspections

<b>Facility inspected by</b>	Illinois EPA, Des Plaines Regional Office & DuPage County Solid Waste Division
------------------------------	--

### Contacts

<b>Owner</b>	<b>Operator</b>
Groot Industries Inc. Al French 2500 Landmeier Road Elk Grove Village, IL 60007 ☎ 847-734-6406	Crown Recycling & Waste Services Inc. 2500 Landmeier Road Elk Grove Village, IL 60007 ☎ 887-775-1200

## DuPage Yard Waste Transfer Station (Active)

County	DuPage
Municipality	West Chicago
Location	1195 W. Washington St.
Location ☎	630-876-8900
Hours of operation	Mon. - Fri.: 7 a.m. - 4 p.m.
Wastes accepted	Landscape waste
Tipping fee	N/A
Owner	Midwest Compost LLC**
Operator	Midwest Compost LLC**

New Owner/Operator as of Nov. 2001

### Facility Facts

Identification number	0430905794
Opened, year	1996
Facility acreage	1

### Wastes Received: 1999, 2000, 2001

	<u>Tons per year</u>	<u>Tons per day (average)</u>
1999	0	0
2000	0	0
2001	0	0

Active, but waste receipts unknown.

### Inspections

Facility inspected by	Illinois EPA, Des Plaines Regional Office & DuPage County Solid Waste Division
-----------------------	---

### Contacts

Owner	Operator
Midwest Compost LLC** Charles J. Murphy 1195 W. Washington St. West Chicago, IL 60185 ☎ 630-876-8900	Midwest Compost LLC** Charles Murphy 1195 W. Washington St. West Chicago, IL 60185 ☎ 630-876-8900

\*\*New owner and operator effective Nov. 2001

## E.C. Rizzi & Assoc. (Active)

<b>County</b>	Will
<b>Municipality</b>	Bolingbrook
<b>Location</b>	449 Murphy Road
<b>Location ☎</b>	630-898-3333
<b>Hours of operation</b>	Mon. - Sat.: 7:30 a.m. - 4:30 p.m.
<b>Wastes accepted</b>	Landscape waste (only)
<b>Tipping fee</b>	N/A
<b>Owner</b>	Joan Tamelng
<b>Operator</b>	E.C. Rizzi & Assoc. Inc.

### Facility Facts

<b>Identification number</b>	1974155082
<b>Opened, year</b>	1997
<b>Facility acreage</b>	3.3

### Wastes Received: 1999, 2000, 2001

	<u>Tons per year</u>	<u>Tons per day (average)</u>
<b>1999</b>	0	0
<b>2000</b>	0	0
<b>2001</b>	0	0

Active, but waste receipts unknown.

### Inspections

<b>Facility inspected by</b>	Illinois EPA, Des Plaines Regional Office & Will County Land Use Department, Waste Services Division
------------------------------	--

### Contacts

#### Owner

Joan Tamelng  
7500 S. Madison St.  
Willowbrook, IL 60521  
☎ 630-323-7171

#### Operator

E.C. Rizzi & Assoc. Inc.  
31 W 310 Schoger Drive  
Naperville, IL 60564  
☎ 630-898-3333

## Gonzales Transfer Station (Under Development)

<b>County</b>	Cook
<b>Municipality</b>	Chicago
<b>Location</b>	4626 W. 42nd St.
<b>Location</b> 📍	N/A
<b>Hours of operation</b>	Mon. - Sat.: 6 a.m. - 6 p.m.
<b>Wastes accepted</b>	Municipal, landscape waste, recyclables
<b>Tipping fee</b>	N/A
<b>Owner</b>	LaSalle National Bank**
<b>Operator</b>	Gonzales Construction Co.

### Facility Facts

<b>Identification number</b>	0316585166
<b>Opened, year</b>	UD*
<b>Facility acreage</b>	2.24

\*Development permit issued 12-30-99, permit to operate pending.

### Wastes Received: 1999, 2000, 2001

	<u>Tons per year</u>	<u>Tons per day (average)</u>
<b>1999</b>	0	0
<b>2000</b>	0	0
<b>2001</b>	0	0

### Inspections

<b>Facility inspected by</b>	Illinois EPA, Des Plaines Regional Office & Chicago Department of Environment
------------------------------	---

### Contacts

Owner	Operator
LaSalle National Bank** 135 LaSalle St., Suite 1840 Chicago, IL 60603 ☎ 312-904-2000	Gonzales Construction Co. 3725 S. Maplewood Chicago, IL 60632 ☎ N/A

\*\*Trust #'s 10-36658-09 and 26-8457-00

## Great Lakes Disposal Services Transfer Station (Inactive)

<b>County</b>	Cook
<b>Municipality</b>	Blue Island
<b>Location</b>	13546 S. Western Ave.
<b>Location ☎</b>	708-388-9999
<b>Hours of operation</b>	Mon. - Sat.: 6 a.m. - 6 p.m.
<b>Wastes accepted</b>	Municipal, recyclables
<b>Tipping fee</b>	N/A
<b>Owner</b>	Great Lakes Disposal Inc.**
<b>Operator</b>	Great Lakes Disposal Inc.**

Inactive in 2001

### Facility Facts

<b>Identification number</b>	0310240028
<b>Opened, year</b>	1991
<b>Facility acreage</b>	N/A

### Wastes Received: 1999, 2000, 2001

	<u>Tons per year</u>	<u>Tons per day (average)</u>
<b>1999</b>	0	0
<b>2000</b>	0	0
<b>2001</b>	0	0

### Inspections

<b>Facility inspected by</b>	Illinois EPA, Des Plaines Regional Office
------------------------------	---

### Contacts

<b>Owner</b>	<b>Operator</b>
Great Lakes Disposal Inc.** 13546 S. Western Ave. Blue Island, IL 60406 ☎ 708-388-9999	Great Lakes Disposal Inc.** 13546 S. Western Ave. Blue Island, IL 60406 ☎ 708-388-9999

\*\*A subsidiary of Allied Waste Industries Inc., 15880 N. Greenway-Hayden Loop, Suite 100, Scottsdale, AZ 85260 \* 480-627-2700. Regional Office: 1370 S. Kostner, Crestwood, IL 60445 \* 708-824-3060

## Groen Waste Services Transfer Station (Closed)

<b>County</b>	Cook
<b>Municipality</b>	Blue Island
<b>Location</b>	3100 W. Wireton Road
<b>Location ☎</b>	708-385-8252
<b>Hours of operation</b>	N/A
<b>Wastes accepted</b>	N/A
<b>Tipping fee</b>	N/A
<b>Owner</b>	Illinois Development Corporation
<b>Operator</b>	Allied Waste Industries (Midwest) Inc.**

### Facility Facts

<b>Identification number</b>	0310240006
<b>Opened, year</b>	1981 - 2000*
<b>Facility acreage</b>	N/A

\*Certified closed under new operators on 11-15-00

### Wastes Received: 1999, 2000, 2001

	<u>Tons per year</u>	<u>Tons per day (average)</u>
<b>1999</b>	0	0
<b>2000</b>	0	0
<b>2001</b>	0	0

### Inspections

<b>Facility inspected by</b>	Illinois EPA, Des Plaines Regional Office
------------------------------	---

### Contacts

<b>Owner</b>	<b>Operator</b>
Illinois Development Corporation 3100 W. Wireton Road Blue Island, IL 60406 ☎ 773-978-7800	Allied Waste Industries (Midwest) Inc.** 3100 W. Wireton Road Blue Island, IL 60406 ☎ 773-978-7800

\*\*A subsidiary of Allied Waste Industries Inc., 15880 N. Greenway-Hayden Loop, Suite 100, Scottsdale, AZ 85260 \* 480-627-2700. Regional Office: 1370 S. Kostner, Crestwood, IL 60445 \* 708-824-3060



## Groen Waste Services/Crestwood Transfer Station (Active)

<b>County</b>	Cook
<b>Municipality</b>	Crestwood
<b>Location</b>	4330 W. 137th Place
<b>Location ☎</b>	708-389-6389
<b>Hours of operation</b>	Mon. - Fri.: 5 a.m. - 10 p.m.; Sat.: 5 a.m. - 3 p.m.
<b>Wastes accepted</b>	Municipal, landscape waste, recyclables
<b>Tipping fee</b>	\$51/ton
<b>Owner</b>	Allied Waste Transportation Inc.**
<b>Operator</b>	Groen Waste Services

### Facility Facts

<b>Identification number</b>	0310600001
<b>Opened, year</b>	1981
<b>Facility acreage</b>	3.04

### Wastes Received: 1999, 2000, 2001

	Tons per year	Tons per day (average)
<b>1999</b>	237,000	930
<b>2000</b>	165,397	528
<b>2001</b>	368,561	1,445

### Inspections

<b>Facility inspected by</b>	Illinois EPA, Des Plaines Regional Office
------------------------------	---

### Contacts

Owner	Operator
Allied Waste Transportation Inc.** 13832 S. Kostner Crestwood, IL 60445 ☎ 708-824-3060	Groen Waste Services Zaied Aballah 13701 S. Kostner Ave. Crestwood, IL 60445 ☎ 708-385-8252

\*\*A subsidiary of Allied Waste Industries Inc., 15880 N. Greenway-Hayden Loop, Suite 100, Scottsdale, AZ 85260 \* 480-627-2700. Regional Office: 1370 S. Kostner, Crestwood, IL 60445 \* 708-824-3060

## Groot Industries/Chicago Transfer Station (Active)

<b>County</b>	Cook
<b>Municipality</b>	Chicago
<b>Location</b>	6747 N. Elmhurst Road
<b>Location ☎</b>	773-242-1977
<b>Hours of operation</b>	Mon. - Sat.: 5 a.m. - 5 p.m.
<b>Wastes accepted</b>	Municipal, C & D debris
<b>Tipping fee</b>	N/A
<b>Owner</b>	Groot Industries Inc.
<b>Operator</b>	Groot Industries Inc.

### Facility Facts

<b>Identification number</b>	0316760001
<b>Opened, year</b>	1983
<b>Facility acreage</b>	6

### Wastes Received: 1999, 2000, 2001

	Tons per year	Tons per day (average)
<b>1999</b>	456,518	1,756
<b>2000</b>	492,639	1,888
<b>2001</b>	458,888	1,765

### Inspections

<b>Facility inspected by</b>	Illinois EPA, Des Plaines Regional Office & Chicago Department of Environment
------------------------------	---

### Contacts

#### Owner

Groot Industries Inc.  
 Al French  
 2500 Landmeier Road  
 Elk Grove Village, IL 60007  
 ☎ 847-734-6406

#### Operator

Groot Industries Inc.  
 Al French  
 2500 Landmeier Road  
 Elk Grove Village, IL 60007  
 ☎ 847-734-6406

## Groot Industries/McCook Transfer Station (Active)

<b>County</b>	Cook
<b>Municipality</b>	McCook
<b>Location</b>	8475 W. 53rd St.
<b>Location ☎</b>	708-485-0900
<b>Hours of operation</b>	Mon. - Sat.: 24 hours/day (with 1 hour for cleanup)
<b>Wastes accepted</b>	Municipal, landscape waste, recyclables
<b>Tipping fee</b>	N/A
<b>Owner</b>	Groot Industries Inc.
<b>Operator</b>	Groot Industries Inc.

### Facility Facts

<b>Identification number</b>	0311740016
<b>Opened, year</b>	1988
<b>Facility acreage</b>	4.9

### Wastes Received: 1999, 2000, 2001

	<u>Tons per year</u>	<u>Tons per day (average)</u>
<b>1999</b>	159,009	611
<b>2000</b>	143,769	553
<b>2001</b>	0	0

Active, but waste receipts unknown.

### Inspections

<b>Facility inspected by</b>	Illinois EPA, Des Plaines Regional Office
------------------------------	---

### Contacts

**Owner**

Groot Industries Inc.  
Al French  
2500 Landmeier Road  
Elk Grove Village, IL 60007  
☎ 847-734-6406

**Operator**

Groot Industries Inc.  
Al French  
2500 Landmeier Road  
Elk Grove Village, IL 60007  
☎ 847-734-6406

## Homewood Scavenger Service Transfer Station (Active)

<b>County</b>	Cook
<b>Municipality</b>	East Hazel Crest
<b>Location</b>	17415 S. Ashland Ave.
<b>Location ☎</b>	708-798-1004
<b>Hours of operation</b>	Mon. - Fri.: 5 a.m. - 4 p.m.
<b>Wastes accepted</b>	Municipal
<b>Tipping fee</b>	N/A
<b>Owner</b>	Homewood Scavenger Service Inc.
<b>Operator</b>	Homewood Scavenger Service Inc.

### Facility Facts

<b>Identification number</b>	0310750002
<b>Opened, year</b>	1983
<b>Facility acreage</b>	1

### Wastes Received: 1999, 2000, 2001

	<u>Tons per year</u>	<u>Tons per day (average)</u>
<b>1999</b>	104,600	402
<b>2000</b>	111,100	427
<b>2001</b>	0	0

Active, but waste receipts unknown.

### Inspections

<b>Facility inspected by</b>	Illinois EPA, Des Plaines Regional Office
------------------------------	---

### Contacts

<b>Owner</b>	<b>Operator</b>
Homewood Scavenger Service Inc. 17415 S. Ashland Ave. East Hazel Crest, IL 60429 ☎ 708-798-1004	Homewood Scavenger Service Inc. 17415 S. Ashland Ave. East Hazel Crest, IL 60429 ☎ 708-798-1004

## Kucera Disposal Company (Active)

<b>County</b>	Cook
<b>Municipality</b>	Cicero
<b>Location</b>	1800 S. Laramie Ave.
<b>Location ☎</b>	708-652-0025
<b>Hours of operation</b>	Mon. - Sat.: 5 a.m. - 6 p.m.
<b>Wastes accepted</b>	Municipal, recyclables, C & D debris
<b>Tipping fee</b>	N/A
<b>Owner</b>	Frank F. Kucera Co.
<b>Operator</b>	Frank F. Kucera Co.

### Facility Facts

<b>Identification number</b>	0310510004
<b>Opened, year</b>	1984
<b>Facility acreage</b>	2.35

### Wastes Received: 1999, 2000, 2001

	<u>Tons per year</u>	<u>Tons per day (average)</u>
<b>1999</b>	74,360	260
<b>2000</b>	74,360	260
<b>2001</b>	0	0

Active, but waste receipts unknown.

### Inspections

<b>Facility inspected by</b>	Illinois EPA, Des Plaines Regional Office
------------------------------	---

### Contacts

<b>Owner</b>	<b>Operator</b>
Frank F. Kucera Co. 1800 S. Laramie Ave. Cicero, IL 60850 ☎ 708-652-0025	Frank F. Kucera Co. 1800 S. Laramie Ave. Cicero, IL 60850 ☎ 708-652-0025

## Lake Forest Transfer Facility (Inactive)

<b>County</b>	Lake
<b>Municipality</b>	Lake Forest
<b>Location</b>	1381 W. Kennedy Road-B
<b>Location ☎</b>	847-234-5499
<b>Hours of operation</b>	Seasonal
<b>Wastes accepted</b>	Landscape waste
<b>Tipping fee</b>	City is under contract
<b>Owner</b>	City of Lake Forest
<b>Operator</b>	DK Recycling Systems Inc.

### Facility Facts

<b>Identification number</b>	0970805082
<b>Opened, year</b>	1998
<b>Facility acreage</b>	< 1

### Wastes Received: 1999, 2000, 2001

	<u>Tons per year</u>	<u>Tons per day (average)</u>
<b>1999</b>	0	0
<b>2000</b>	0	0
<b>2001</b>	0	0

The City is currently using the compost facility right next to the transfer station

### Inspections

<b>Facility inspected by</b>	Illinois EPA, Des Plaines Regional Office & Lake County Health Department
------------------------------	---

### Contacts

<b>Owner</b>	<b>Operator</b>
City of Lake Forest 220 E. Deer Path Lake Forest, IL 60045 ☎ 847-615-4218	DK Recycling Systems Inc. 21 N. Skokie Highway #105 Lake Bluff, IL 60044 ☎ 847-234-5499

## Land Restoration Products Transfer Station (Active)

<b>County</b>	Lake
<b>Municipality</b>	Lake Bluff
<b>Location</b>	30120 N. Skokie Highway
<b>Location ☎</b>	847-234-5499
<b>Hours of operation</b>	Mon. - Fri.: 7 a.m. - 5 p.m.; Sat.: 7 a.m. - noon
<b>Wastes accepted</b>	Landscape waste
<b>Tipping fee</b>	\$15/cu. yd.
<b>Owner</b>	MBL Development
<b>Operator</b>	DK Recycling Systems Inc.

### Facility Facts

<b>Identification number</b>	0970750013
<b>Opened, year</b>	1995
<b>Facility acreage</b>	1.55

Inactive as of Oct. 2002

### Wastes Received: 1999, 2000, 2001

	<u>Tons per year</u>	<u>Tons per day (average)</u>
<b>1999</b>	591	60
<b>2000</b>	583	39
<b>2001</b>	860	57

### Inspections

<b>Facility inspected by</b>	Illinois EPA, Des Plaines Regional Office & Lake County Health Department
------------------------------	---

### Contacts

<b>Owner</b>	<b>Operator</b>
MBL Development 1031 Ashley Road Lake Forest, IL 60045 ☎ 847-634-9561	DK Recycling Systems Inc. 21 N. Skokie Highway #105 Lake Bluff, IL 60044 ☎ 847-234-5499

## Liberty Waste/McCook Transfer Station (Active)

<b>County</b>	Cook
<b>Municipality</b>	McCook
<b>Location</b>	5100 S. Lawndale Ave.
<b>Location ☎</b>	708-728-0331
<b>Hours of operation</b>	Mon. - Fri.: 6 a.m. - 6 p.m.; Sat.: 6 a.m. - noon
<b>Wastes accepted</b>	Municipal, landscape, used tires, recyclables, C & D debris
<b>Tipping fee</b>	N/A
<b>Owner</b>	West Suburban Recycling & Energy Center LP c/o EAC Systems Inc.
<b>Operator</b>	Liberty Waste Services of McCook LLC**

### Facility Facts

<b>Identification number</b>	0311745027
<b>Opened, year</b>	1997
<b>Facility acreage</b>	11.7

### Wastes Received: 1999, 2000, 2001

	<u>Tons per year</u>	<u>Tons per day (average)</u>
<b>1999</b>	0	0
<b>2000</b>	0	0
<b>2001</b>	0	0

Active, but waste receipts unknown.

### Inspections

<b>Facility inspected by</b>	Illinois EPA, Des Plaines Regional Office
------------------------------	---

### Contacts

<b>Owner</b>	<b>Operator</b>
West Suburban Recycling & Energy Center LP c/o EAC Systems Inc. 79 N. Pearl St. Albany, NY 12207 ☎ N/A	Liberty Waste Services of McCook LLC** 625 Liberty Ave., Suite 3100 Pittsburgh, PA 15222 ☎ 708-728-0331

\*\*A subsidiary of Allied Waste Industries Inc., 15880 N. Greenway-Hayden Loop, Suite 100, Scottsdale, AZ 85260 \* 480-627-2700. Regional Office: 1370 S. Kostner, Crestwood, IL 60445 \* 708-824-3060



## Loop Transfer - 64th Street (Active)

<b>County</b>	Cook
<b>Municipality</b>	Chicago
<b>Location</b>	16 W. 64th St.
<b>Location ☎</b>	773-994-6031
<b>Hours of operation</b>	Mon. - Sun.: 24 hours per day
<b>Wastes accepted</b>	Municipal*
<b>Tipping fee</b>	N/A
<b>Owner</b>	Allied Waste North America Inc.**
<b>Operator</b>	Loop Transfer Inc.

\*Not to exceed 1,200 cu. yds./day or 100 garbage trucks

### Facility Facts

<b>Identification number</b>	0316680003
<b>Opened, year</b>	1986
<b>Facility acreage</b>	5.9

### Wastes Received: 1999, 2000, 2001

	<u>Tons per year</u>	<u>Tons per day (average)</u>
<b>1999</b>	0	0
<b>2000</b>	0	0
<b>2001</b>	0	0

Active, but waste receipts unknown.

### Inspections

<b>Facility inspected by</b>	Illinois EPA, Des Plaines Regional Office & Chicago Department of Environment
------------------------------	--

### Contacts

<b>Owner</b>	<b>Operator</b>
Allied Waste North America Inc.** 2400 S. Loomis Chicago, IL 60608 ☎ 773-579-3600	Loop Transfer Inc. 2400 S. Loomis Chicago, IL 60608 ☎ 773-994-6031

\*\*A subsidiary of Allied Waste Industries Inc., 15880 N. Greenway-Hayden Loop, Suite 100, Scottsdale, AZ 85260 \* 480-627-2700. Regional Office: 1370 S. Kostner, Crestwood, IL 60445 \* 708-824-3060

## Medill Material Recovery & Recycling Facility (Active)

<b>County</b>	Cook
<b>Municipality</b>	Chicago
<b>Location</b>	1633 W. Medill Ave.
<b>Location ☎</b>	773-525-6773
<b>Hours of operation</b>	Continuous from Mon. 5 a.m. - 2 a.m. Sat.
<b>Wastes accepted</b>	Municipal, recyclables*
<b>Tipping fee</b>	N/A
<b>Owner</b>	Chicago Department of Environment
<b>Operator</b>	Waste Management of Illinois Inc.**

\*Blue Bag recycling participant.

### Facility Facts

<b>Identification number</b>	0316075074
<b>Opened, year</b>	1995
<b>Facility acreage</b>	5.4

### Wastes Received: 1999, 2000, 2001

	<u>Tons per year</u>	<u>Tons per day (average)</u>
<b>1999</b>	234,957	911
<b>2000</b>	238,286	954
<b>2001</b>	245,335	982

\*250 operating days per year

### Inspections

<b>Facility inspected by</b>	Illinois EPA, Des Plaines Regional Office & Chicago Department of Environment
------------------------------	---

### Contacts

<b>Owner</b>	<b>Operator</b>
Chicago Department of Environment 30 N. LaSalle St., 25th Floor Chicago, IL 60602 ☎ 312-744-5711	Waste Management of Illinois Inc.** 1633 W. Medill Ave. Chicago, IL 60614 ☎ 773-525-6773

\*\*A subsidiary of Waste Management Inc. Midwest, 1001 Fannin, Suite 4000, Houston, TX 77002 \* 713-512-6200

## Montgomery Landscape Waste Collection Site (Active)

<b>County</b>	Kane
<b>Municipality</b>	Montgomery
<b>Location</b>	891 Knell Road
<b>Location</b> 📍	N/A
<b>Hours of operation</b>	Mon. - Fri.: 7 a.m. - 3 p.m.
<b>Wastes accepted</b>	Leaves*
<b>Tipping fee</b>	N/A
<b>Owner</b>	Village of Montgomery, Public Works Dept.
<b>Operator</b>	Village of Montgomery, Public Works Dept.

\*Leaves are collected in the Fall from the Village only

### Facility Facts

<b>Identification number</b>	0894690004
<b>Opened, year</b>	2000*
<b>Facility acreage</b>	<1

\*Permitted to operate 1-21-00

### Wastes Received: 1999, 2000, 2001

	<u>Tons per year</u>	<u>Tons per day (average)</u>
<b>1999</b>	0	0
<b>2000</b>	0	0
<b>2001</b>	0	0

Active, but waste receipts unknown.

### Inspections

<b>Facility inspected by</b>	Illinois EPA, Des Plaines Regional Office
------------------------------	---

### Contacts

<b>Owner</b>	<b>Operator</b>
Village of Montgomery, Public Works Dept. Mike Pubentz 1300 S. Broadway Montgomery, IL 60538 ☎ 630-896-1354	Village of Montgomery, Public Works Dept. Mike Pubentz 1300 S. Broadway Montgomery, IL 60538 ☎ 630-896-1354

## Mr. K's Garden & Material Center Transfer Station (Active)

<b>County</b>	Cook
<b>Municipality</b>	Park Ridge
<b>Location</b>	1440 W. Higgins Road
<b>Location ☎</b>	847-692-2118
<b>Hours of operation</b>	Mon. - Fri.: 8 a.m. - 7 p.m.
<b>Wastes accepted</b>	Landscape waste
<b>Tipping fee</b>	N/A
<b>Owner</b>	Mr. K's Garden & Material Center
<b>Operator</b>	Mr. K's Garden & Material Center

### Facility Facts

<b>Identification number</b>	0312460019
<b>Opened, year</b>	1996
<b>Facility acreage</b>	2.19

### Wastes Received: 1999, 2000, 2001

	<u>Tons per year</u>	<u>Tons per day (average)</u>
<b>1999</b>	0	0
<b>2000</b>	0	0
<b>2001</b>	0	0

Active, but waste receipts unknown.

### Inspections

<b>Facility inspected by</b>	Illinois EPA, Des Plaines Regional Office
------------------------------	---

### Contacts

<b>Owner</b>	<b>Operator</b>
Mr. K's Garden & Material Center 1440 W. Higgins Road Park Ridge, IL 60068 ☎ 847-692-2118	Mr. K's Garden & Material Center 1440 W. Higgins Road Park Ridge, IL 60068 ☎ 847-692-2118

## National - Speelman Transfer Station (Closed)

<b>County</b>	Cook
<b>Municipality</b>	Chicago
<b>Location</b>	364 N. Green St.
<b>Location ☎</b>	312-226-0092
<b>Hours of operation</b>	N/A
<b>Wastes accepted</b>	N/A
<b>Tipping fee</b>	N/A
<b>Owner</b>	National Waste Services Inc.**
<b>Operator</b>	National Waste Services Inc.**

\*Ceased accepting waste under new owners in 1999, certified closed on 10-20-00

### Facility Facts

<b>Identification number</b>	0316270025
<b>Opened, year</b>	1995 - 1999*
<b>Facility acreage</b>	0.5

### Wastes Received: 1999, 2000, 2001

	<u>Tons per year</u>	<u>Tons per day (average)</u>
<b>1999</b>	0	0
<b>2000</b>	0	0
<b>2001</b>	0	0

### Inspections

<b>Facility inspected by</b>	Illinois EPA, Des Plaines Regional Office & Chicago Department of Environment
------------------------------	--

### Contacts

<b>Owner</b>	<b>Operator</b>
National Waste Services Inc.** 2400 S. Loomis Chicago, IL 60608 ☎ 773-579-3600	National Waste Services Inc.** 2400 S. Loomis Chicago, IL 60608 ☎ 773-579-3600

\*\*A subsidiary of Allied Waste Industries Inc., 15880 N. Greenway-Hayden Loop, Suite 100, Scottsdale, AZ 85260 \* 480-627-2700. Regional Office: 1370 S. Kostner, Crestwood, IL 60445 \* 708-824-3060

## Northwest Material Recovery & Recycling Facility (Active)

<b>County</b>	Cook
<b>Municipality</b>	Chicago
<b>Location</b>	750 N. Kilbourn Ave.
<b>Location ☎</b>	773-473-6801
<b>Hours of operation</b>	Continuous from 5 a.m. Mon. - 5 p.m. Sat.
<b>Wastes accepted</b>	Municipal, landscape waste, recyclables*
<b>Tipping fee</b>	N/A
<b>Owner</b>	Chicago Department of Environment
<b>Operator</b>	Waste Management of Illinois Inc.**

\*Blue Bag recycling participant.

### Facility Facts

<b>Identification number</b>	0316265018
<b>Opened, year</b>	1995
<b>Facility acreage</b>	10

### Wastes Received: 1999, 2000, 2001

	<u>Tons per year</u>	<u>Tons per day (average)</u>
<b>1999</b>	338,317	1,354
<b>2000</b>	370,949	1,484
<b>2001</b>	394,758	1,580

\*250 operating days per year

### Inspections

<b>Facility inspected by</b>	Illinois EPA, Des Plaines Regional Office & Chicago Department of Environment
------------------------------	---

### Contacts

<b>Owner</b>	<b>Operator</b>
Chicago Department of Environment 30 N. LaSalle St., 25th Floor Chicago, IL 60602 ☎ 312-744-5711	Waste Management of Illinois Inc.** 1633 W. Medill Ave. Chicago, IL 60614 ☎ 773-525-6773

\*\*A subsidiary of Waste Management Inc. Midwest, 1001 Fannin, Suite 4000, Houston, TX 77002 \* 713-512-6200

## Onyx Waste Services/Evanston Transfer (Active)

<b>County</b>	Cook
<b>Municipality</b>	Evanston
<b>Location</b>	1712 Church St.
<b>Location ☎</b>	847-328-5100
<b>Hours of operation</b>	Mon. - Sat.: 6 a.m. - 6 p.m.
<b>Wastes accepted</b>	Municipal
<b>Tipping fee</b>	N/A
<b>Owner</b>	Onyx Waste Services Inc.**
<b>Operator</b>	Onyx Waste Services Inc.**

### Facility Facts

<b>Identification number</b>	0310810003
<b>Opened, year</b>	1984
<b>Facility acreage</b>	1.69

### Wastes Received: 1999, 2000, 2001

	<u>Tons per year</u>	<u>Tons per day (average)</u>
<b>1999</b>	200,000	750
<b>2000</b>	200,000	750
<b>2001</b>	0	0

Active, but waste receipts unknown.

### Inspections

<b>Facility inspected by</b>	Illinois EPA, Des Plaines Regional Office
------------------------------	---

### Contacts

<b>Owner</b>	<b>Operator</b>
Onyx Waste Services Inc.** Doug Engbers 1712 Church St. Evanston, IL 60201 ☎ 847-328-5100	Onyx Waste Services Inc.** Doug Engbers 1712 Church St. Evanston, IL 60201 ☎ 847-328-5100

\*\*An affiliate of Superior Services Inc., 125 S. 84th St., Suite 200, Milwaukee, WI 53214 and a subsidiary of Vivendi Environmental, France \* 414-479-7800 \* Regional office: 1525 Kautz Road, Suite 1000, West Chicago, IL 60185 \* 630-762-7703

## Onyx Waste Services/Melrose Park Transfer (Active)

<b>County</b>	Cook
<b>Municipality</b>	Melrose Park
<b>Location</b>	4700 W. Lake St.
<b>Location ☎</b>	708-345-7735
<b>Hours of operation</b>	24 hours per day
<b>Wastes accepted</b>	Municipal
<b>Tipping fee</b>	N/A
<b>Owner</b>	Onyx Waste Services Inc.**
<b>Operator</b>	Onyx Waste Services Inc.**

### Facility Facts

<b>Identification number</b>	0311865053
<b>Opened, year</b>	1998
<b>Facility acreage</b>	4

### Wastes Received: 1999, 2000, 2001

	<u>Tons per year</u>	<u>Tons per day (average)</u>
<b>1999</b>	0	0
<b>2000</b>	500,000	1,923
<b>2001</b>	0	0

Active, but waste receipts unknown.

### Inspections

<b>Facility inspected by</b>	Illinois EPA, Des Plaines Regional Office
------------------------------	---

### Contacts

<b>Owner</b>	<b>Operator</b>
Onyx Waste Services Inc.** Mike Fenwick 4700 W. Lake St. Melrose Park, IL 60160 ☎ 708-345-7735	Onyx Waste Services Inc.** Mike Fenwick 4700 W. Lake St. Melrose Park, IL 60160 ☎ 708-345-7735

\*\*An affiliate of Superior Services Inc., 125 S. 84th St., Suite 200, Milwaukee, WI 53214 and a subsidiary of Vivendi Environmental, France \* 414-479-7800 \* Regional office: 1525 Kautz Road, Suite 1000, West Chicago, IL 60185 \* 630-762-7703



## Onyx Waste Services/Northbrook Transfer (Active)

<b>County</b>	Cook
<b>Municipality</b>	Northbrook
<b>Location</b>	2750 Shermer Road
<b>Location ☎</b>	847-272-4145
<b>Hours of operation</b>	Mon. - Fri.: 6 a.m. - 3:30 p.m.
<b>Wastes accepted</b>	Municipal
<b>Tipping fee</b>	\$55
<b>Owner</b>	Onyx Waste Services Inc.**
<b>Operator</b>	Onyx Waste Services Inc.**

### Facility Facts

<b>Identification number</b>	0312073004
<b>Opened, year</b>	1983
<b>Facility acreage</b>	1

### Wastes Received: 1999, 2000, 2001

	<u>Tons per year</u>	<u>Tons per day (average)</u>
<b>1999</b>	91,000	350
<b>2000</b>	0	0
<b>2001</b>	11,700	450

Active, but waste receipts unknown.

### Inspections

<b>Facility inspected by</b>	Illinois EPA, Des Plaines Regional Office
------------------------------	---

### Contacts

<b>Owner</b>	<b>Operator</b>
Onyx Waste Services Inc.** Jeff Hayes 2750 Shermer Road Northbrook, IL 60062 ☎ 847-272-4145	Onyx Waste Services Inc.** Jeff Hayes 2750 Shermer Road Northbrook, IL 60062 ☎ 847-272-4145

\*\*An affiliate of Superior Services Inc., 125 S. 84th St., Suite 200, Milwaukee, WI 53214 and a subsidiary of Vivendi Environmental, France \* 414-479-7800 \* Regional office: 1525 Kautz Road, Suite 1000, West Chicago, IL 60185 \* 630-762-7703

## Planet Recovery Transfer Station (Active)

<b>County</b>	Cook
<b>Municipality</b>	Chicago
<b>Location</b>	1750-1850 W. Carroll Ave.
<b>Location ☎</b>	312-226-0092
<b>Hours of operation</b>	Mon. - Sun.: 24 hours
<b>Wastes accepted</b>	Municipal, recyclables
<b>Tipping fee</b>	N/A
<b>Owner</b>	Allied Waste North America Inc.**
<b>Operator</b>	Allied Waste Transportation Inc.**

\*\*New owner as of 8-7-01

### Facility Facts

<b>Identification number</b>	0316280012
<b>Opened, year</b>	1985
<b>Facility acreage</b>	1.7

### Wastes Received: 1999, 2000, 2001

	<u>Tons per year</u>	<u>Tons per day (average)</u>
<b>1999</b>	0	0
<b>2000</b>	0	0
<b>2001</b>	0	0

Active, but waste receipts unknown.

### Inspections

<b>Facility inspected by</b>	Illinois EPA, Des Plaines Regional Office & Chicago Department of Environment
------------------------------	--

### Contacts

<b>Owner</b>	<b>Operator</b>
Allied Waste North America Inc.** 2400 S. Loomis Chicago, IL 60608 ☎ 773-579-3600	Allied Waste Transportation Inc.** 2400 S. Loomis Chicago, IL 60608 ☎ 773-579-3600

\*\*A subsidiary of Allied Waste Industries Inc., 15880 N. Greenway-Hayden Loop, Suite 100, Scottsdale, AZ 85260 \* 480-627-2700. Regional Office: 1370 S. Kostner, Crestwood, IL 60445 \* 708-824-3060

## Ravenswood Disposal Service Transfer Station (Active)

<b>County</b>	Cook
<b>Municipality</b>	Chicago
<b>Location</b>	200 N. Talman Ave.
<b>Location ☎</b>	773-776-7706
<b>Hours of operation</b>	Mon. - Fri.: 6 a.m. - 11 p.m.; Sat.: 6 a.m. - 5 p.m.
<b>Wastes accepted</b>	C & D debris
<b>Tipping fee</b>	N/A
<b>Owner</b>	Ravenswood Disposal Service Inc.
<b>Operator</b>	Ravenswood Disposal Service Inc.

### Facility Facts

<b>Identification number</b>	0316270011
<b>Opened, year</b>	1994
<b>Facility acreage</b>	1.6

### Wastes Received: 1999, 2000, 2001

	<u>Tons per year</u>	<u>Tons per day (average)</u>
<b>1999</b>	85,800	300
<b>2000</b>	0	0
<b>2001</b>	0	0

Active, but waste receipts unknown.

### Inspections

<b>Facility inspected by</b>	Illinois EPA, Des Plaines Regional Office & Chicago Department of Environment
------------------------------	---

### Contacts

<b>Owner</b>	<b>Operator</b>
Ravenswood Disposal Service Inc. 200 N. Talman Ave. Chicago, IL 60612 ☎ 773-776-7706	Ravenswood Disposal Service Inc. 200 N. Talman Ave. Chicago, IL 60612 ☎ 773-776-7706

## River Bend Prairie Recycling & Transfer Facility\* (Active)

<b>County</b>	Cook
<b>Municipality</b>	Chicago
<b>Location</b>	1258-1300 E. 138th St.
<b>Location ☎</b>	847-825-5000
<b>Hours of operation</b>	Mon. - Fri.: 5 a.m. - 7 p.m.; Sat.: 5 a.m. - 3 p.m.
<b>Wastes accepted</b>	MSW, C & D debris, landscape waste, recyclables***
<b>Tipping fee</b>	N/A
<b>Owner</b>	Marina Developments Inc.**
<b>Operator</b>	Land & Lakes Co.

\*Also known as Land & Lakes Transfer Station. \*\*\*Maximum waste acceptance shall be 1,000 tons/day.

### Facility Facts

<b>Identification number</b>	0316550016
<b>Opened, year</b>	1999*
<b>Facility acreage</b>	6.76

\*Permitted to operate 11-5-99

### Wastes Received: 1999, 2000, 2001

	<u>Tons per year</u>	<u>Tons per day (average)</u>
<b>1999</b>	0	0
<b>2000</b>	0	0
<b>2001</b>	0	0

Active, but waste receipts unknown.

### Inspections

<b>Facility inspected by</b>	Illinois EPA, Des Plaines Regional Office & Chicago Department of Environment
------------------------------	---

### Contacts

<b>Owner</b>	<b>Operator</b>
Marina Developments Inc.** 123 N. Northwest Highway; P.O. Box 778 Park Ridge, IL 60068 ☎ 847-825-5000	Land & Lakes Co. 123 N. Northwest Highway, P.O. Box 778 Park Ridge, IL 60068 ☎ 847-825-5000

\*\*A subsidiary of Land and Lakes Company

## Riverdale Recycling (Active)

<b>County</b>	Cook
<b>Municipality</b>	Riverdale
<b>Location</b>	13903 S. Ashland Ave.
<b>Location ☎</b>	708-388-9910
<b>Hours of operation</b>	Sun. - Sat.: 24 hours daily
<b>Wastes accepted</b>	Municipal, recyclables
<b>Tipping fee</b>	N/A
<b>Owner</b>	Riverdale Recycling Inc.
<b>Operator</b>	Tri-State Disposal Inc.

### Facility Facts

<b>Identification number</b>	0312580014
<b>Opened, year</b>	1997
<b>Facility acreage</b>	11.5

### Wastes Received: 1999, 2000, 2001

	<u>Tons per year</u>	<u>Tons per day (average)</u>
<b>1999</b>	330,000	1,100
<b>2000</b>	0	0
<b>2001</b>	0	0

Active, but waste receipts unknown.

### Inspections

<b>Facility inspected by</b>	Illinois EPA, Des Plaines Regional Office
------------------------------	---

### Contacts

<b>Owner</b>	<b>Operator</b>
Riverdale Recycling Inc. 13901 S. Ashland Ave. Riverdale, IL 60827 ☎ 708-489-1900	Tri-State Disposal Inc. 13903 S. Ashland Ave. Riverdale, IL 60827 ☎ 708-388-9910

## Rolling Meadows Transfer Station (Active)

<b>County</b>	Cook
<b>Municipality</b>	Rolling Meadows
<b>Location</b>	3851 Berdnick St.
<b>Location ☎</b>	847-776-7529
<b>Hours of operation</b>	Mon. - Fri.: 6 a.m. - 4 p.m.; Sat.: 6 a.m. - 11 a.m.
<b>Wastes accepted</b>	Municipal
<b>Tipping fee</b>	\$45/ton (2 ton minimum)
<b>Owner</b>	City of Rolling Meadows
<b>Operator</b>	Onyx Waste Services Inc.**

\*New operators on 4-1-00

### Facility Facts

<b>Identification number</b>	0312730009
<b>Opened, year</b>	1991*
<b>Facility acreage</b>	2.5

\*Re-built and re-opened 3-1-99

### Wastes Received: 1999, 2000, 2001

	<u>Tons per year</u>	<u>Tons per day (average)</u>
<b>1999</b>	157,223	504
<b>2000</b>	238,658	765
<b>2001</b>	249,266	799

### Inspections

<b>Facility inspected by</b>	Illinois EPA, Des Plaines Regional Office
------------------------------	---

### Contacts

<b>Owner</b>	<b>Operator</b>
City of Rolling Meadows 3900 Berdnick St. Rolling Meadows, IL 60008 ☎ 847-963-0500	Onyx Waste Services Inc.** Marc Moxon 3851 Berdnick St. Rolling Meadows, IL 60008 ☎ 847-776-7529

\*\*An affiliate of Superior Services Inc., 125 S. 84th St., Suite 200, Milwaukee, WI 53214 and a subsidiary of Vivendi Environmental, France \* 414-479-7800 \* Regional office: 1525 Kautz Road, Suite 1000, West Chicago, IL 60185 \* 630-762-7703

## Shred-All Recycling Systems Transfer Station (Active)

<b>County</b>	Cook
<b>Municipality</b>	Chicago
<b>Location</b>	1231 W. 42nd St.
<b>Location ☎</b>	773-523-6900
<b>Hours of operation</b>	Mon. - Sat.: 23 hours daily - 3 a.m. - 2 a.m.
<b>Wastes accepted</b>	Municipal, recyclables
<b>Tipping fee</b>	N/A
<b>Owner</b>	Allied Waste Transportation Inc.**
<b>Operator</b>	National Waste Services Inc.**

### Facility Facts

<b>Identification number</b>	0316610042
<b>Opened, year</b>	1993
<b>Facility acreage</b>	2.89

### Wastes Received: 1999, 2000, 2001

	<u>Tons per year</u>	<u>Tons per day (average)</u>
<b>1999</b>	0	0
<b>2000</b>	0	0
<b>2001</b>	0	0

Active, but waste receipts unknown.

### Inspections

<b>Facility inspected by</b>	Illinois EPA, Des Plaines Regional Office & Chicago Department of Environment
------------------------------	--

### Contacts

<b>Owner</b>	<b>Operator</b>
Allied Waste Transportation Inc.** 2608 S. Damen Ave. Chicago, IL 60608 ☎ 773-579-3600	National Waste Services Inc.** 2608 S. Damen Ave. Chicago, IL 60608 ☎ 773-579-3600

\*\*A subsidiary of Allied Waste Industries Inc., 15880 N. Greenway-Hayden Loop, Suite 100, Scottsdale, AZ 85260 \* 480-627-2700. Regional Office: 1370 S. Kostner, Crestwood, IL 60445 \* 708-824-3060

## Skyline Disposal Co. Inc. (Active)

<b>County</b>	Cook
<b>Municipality</b>	Chicago Heights
<b>Location</b>	66 E. 24th St.
<b>Location ☎</b>	708-754-5460
<b>Hours of operation</b>	Mon. - Fri.: 7 a.m. - 5 p.m.; Sat.: 7 a.m. - noon
<b>Wastes accepted</b>	Landscape waste
<b>Tipping fee</b>	\$20/cu. yd.
<b>Owner</b>	Skyline Disposal Co. Inc.
<b>Operator</b>	Skyline Disposal Co. Inc.

### Facility Facts

<b>Identification number</b>	0310453006
<b>Opened, year</b>	1999*
<b>Facility acreage</b>	1.03

\*Permitted to operate 6-25-99

### Wastes Received: 1999, 2000, 2001

	<u>Tons per year</u>	<u>Tons per day (average)</u>
<b>1999</b>	0	0
<b>2000</b>	1,649	47
<b>2001</b>	900	0

Tons per day (average) was not specified by the operator.

### Inspections

<b>Facility inspected by</b>	Illinois EPA, Des Plaines Regional Office
------------------------------	---

### Contacts

<b>Owner</b>	<b>Operator</b>
Skyline Disposal Co. Inc. Gary Blue 66 E. 24th St. Chicago Heights, IL 60411 ☎ 708-754-5460	Skyline Disposal Co. Inc. Gary Blue 66 E. 24th St. Chicago Heights, IL 60411 ☎ 708-754-5460



## Speedway Disposal & Recycling (Active)

<b>County</b>	Kane
<b>Municipality</b>	Elburn
<b>Location</b>	1 N. 138th Linlar St.
<b>Location ☎</b>	630-232-4377
<b>Hours of operation</b>	Mon. - Fri.: 6 a.m. - 5 p.m.; Sat.: 8 a.m. - noon
<b>Wastes accepted</b>	Non-special waste, municipal
<b>Tipping fee</b>	N/A
<b>Owner</b>	Waste Management of Illinois Inc.**
<b>Operator</b>	Waste Management of Illinois Inc.**

\*New owner and operator as of 6-21-00

### Facility Facts

<b>Identification number</b>	0898030004
<b>Opened, year</b>	1992
<b>Facility acreage</b>	4.7

### Wastes Received: 1999, 2000, 2001

	<u>Tons per year</u>	<u>Tons per day (average)</u>
<b>1999</b>	113,400	450
<b>2000</b>	0	0
<b>2001</b>	0	0

Active, but waste receipts unknown.

### Inspections

<b>Facility inspected by</b>	Illinois EPA, Des Plaines Regional Office
------------------------------	---

### Contacts

<b>Owner</b>	<b>Operator</b>
Waste Management of Illinois Inc.** Dean Vander Baan 720 E. Butterfield Road Lombard, IL 60521 ☎ 630-572-8800	Waste Management of Illinois Inc.** 720 E. Butterfield Road Lombard, IL 60148 ☎ 630-572-8800

\*\*A subsidiary of Waste Management Inc. Midwest, 1001 Fannin, Suite 4000, Houston, TX 77002 \* 713-512-6200

## SRS North Lot\* (Active)

<b>County</b>	Cook
<b>Municipality</b>	Chicago
<b>Location</b>	1230 W. 42nd St.
<b>Location</b> 📍	N/A
<b>Hours of operation</b>	Mon.- Sun. 3 a.m. - 2 a.m.
<b>Wastes accepted</b>	Construction & Demolition Debris
<b>Tipping fee</b>	N/A
<b>Owner</b>	E.L.K. Corporation
<b>Operator</b>	Shred-All Recycling Systems Inc.**

\*Designed to function in conjunction with Shred-All Recycling Systems facility to the south

### Facility Facts

<b>Identification number</b>	0316595045
<b>Opened, year</b>	1996
<b>Facility acreage</b>	1.03

### Wastes Received: 1999, 2000, 2001

	<u>Tons per year</u>	<u>Tons per day (average)</u>
<b>1999</b>	0	0
<b>2000</b>	0	0
<b>2001</b>	0	0

Active, but waste receipts unknown.

### Inspections

<b>Facility inspected by</b>	Illinois EPA, Des Plaines Regional Office & Chicago Department of Environment
------------------------------	--

### Contacts

<b>Owner</b>	<b>Operator</b>
E.L.K. Corporation Eugene Kohn 4230 S. Racine Ave. Chicago, IL 60609 ☎ N/A	Shred-All Recycling Systems Inc.** Anthony B. Barbara 4400 S. Racine Ave. Chicago, IL 60609 ☎ N/A

\*\*A subsidiary of Allied Waste Industries Inc., 15880 N. Greenway-Hayden Loop, Suite 100, Scottsdale, AZ 85260 \* 480-627-2700. Regional Office: 1370 S. Kostner, Crestwood, IL 60445 \* 708-824-3060

## Star Disposal Service Transfer Station (Active)

<b>County</b>	Cook
<b>Municipality</b>	Park Forest
<b>Location</b>	20 South St.
<b>Location ☎</b>	708-748-8381
<b>Hours of operation</b>	Mon. - Fri.: 6 a.m. - 4 p.m.
<b>Wastes accepted</b>	Municipal
<b>Tipping fee</b>	N/A
<b>Owner</b>	Homewood Scavenger Service Inc.
<b>Operator</b>	Homewood Scavenger Service Inc.

### Facility Facts

<b>Identification number</b>	0314740001
<b>Opened, year</b>	1981
<b>Facility acreage</b>	3.84

### Wastes Received: 1999, 2000, 2001

	<u>Tons per year</u>	<u>Tons per day (average)</u>
<b>1999</b>	94,800	365
<b>2000</b>	101,300	390
<b>2001</b>	0	0

Active, but waste receipts unknown.

### Inspections

<b>Facility inspected by</b>	Illinois EPA, Des Plaines Regional Office
------------------------------	---

### Contacts

<b>Owner</b>	<b>Operator</b>
Homewood Scavenger Service Inc. 17415 S. Ashland Ave. East Hazel Crest, IL 60429 ☎ 708-798-1004	Homewood Scavenger Service Inc. 17415 S. Ashland Ave. East Hazel Crest, IL 60429 ☎ 708-798-1004

## United Disposal of Bradley Transfer Station (Active)

<b>County</b>	Kankakee
<b>Municipality</b>	Bradley
<b>Location</b>	1000 E. Liberty, P. O. Box 179
<b>Location ☎</b>	815-933-0081
<b>Hours of operation</b>	Mon. - Sat.: 6 a.m. - 5 p.m.
<b>Wastes accepted</b>	Municipal
<b>Tipping fee</b>	N/A
<b>Owner</b>	United Disposal of Bradley Inc.**
<b>Operator</b>	United Disposal of Bradley Inc.**

### Facility Facts

<b>Identification number</b>	0910200013
<b>Opened, year</b>	1995
<b>Facility acreage</b>	4.7

### Wastes Received: 1999, 2000, 2001

	<u>Tons per year</u>	<u>Tons per day (average)</u>
<b>1999</b>	20,000	75
<b>2000</b>	0	0
<b>2001</b>	0	0

Active, but waste receipts unknown.

### Inspections

<b>Facility inspected by</b>	Illinois EPA, Des Plaines Regional Office & Kankakee County Health Department
------------------------------	---

### Contacts

<b>Owner</b>	<b>Operator</b>
United Disposal of Bradley Inc.** Mike Watson 1000 E. Liberty, P.O. Box 179 Bradley, IL 60915 ☎ 815-933-0081	United Disposal of Bradley Inc.** Mike Watson 1000 E. Liberty, P.O. Box 179 Bradley, IL 60915 ☎ 815-933-0017

\*\*Trust #0799, Municipal Trust & Savings Bank, Box 146, Bourbonnais, IL 60914 \* 815-226-9803

## Waste Mgt.-Metro/Chicago Transfer Station (Active)

<b>County</b>	Cook
<b>Municipality</b>	Chicago
<b>Location</b>	1500 N. Hooker St.
<b>Location ☎</b>	312-994-6031
<b>Hours of operation</b>	Mon. - Sat.: 24 hours daily
<b>Wastes accepted</b>	Municipal
<b>Tipping fee</b>	\$38/ton
<b>Owner</b>	Waste Management of Illinois Inc.**
<b>Operator</b>	Waste Management of Illinois Inc.**

### Facility Facts

<b>Identification number</b>	0316000052
<b>Opened, year</b>	1981
<b>Facility acreage</b>	7.95

### Wastes Received: 1999, 2000, 2001

	<u>Tons per year</u>	<u>Tons per day (average)</u>
<b>1999</b>	0	0
<b>2000</b>	0	0
<b>2001</b>	576,000	1,800

### Inspections

<b>Facility inspected by</b>	Illinois EPA, Des Plaines Regional Office & Chicago Department of Environment
------------------------------	---

### Contacts

<b>Owner</b>	<b>Operator</b>
Waste Management of Illinois Inc.**	Waste Management of Illinois Inc.**
Dean Vander Baan	Henry Parker
720 E. Butterfield Road	1500 N. Hooker St.
Lombard, IL 60521	Chicago, IL 60622
☎ 630-572-8800	☎ 312-915-4780

\*\*A subsidiary of Waste Management Inc. Midwest, 1001 Fannin, Suite 4000, Houston, TX 77002 \* 713-512-6200

## Waste Mgt.-Metro/Stickney Transfer Station (Active)

<b>County</b>	Cook
<b>Municipality</b>	Stickney
<b>Location</b>	3815 S. Laramie Ave.
<b>Location ☎</b>	708-656-5350
<b>Hours of operation</b>	Mon. - Sat.: 12 a.m. - 4:30 p.m.
<b>Wastes accepted</b>	Municipal, PIMW**
<b>Tipping fee</b>	\$50/ton
<b>Owner</b>	Waste Management of Illinois Inc.**
<b>Operator</b>	Waste Management of Illinois Inc.**

\*\*PIMW at site collected by another owner/operator

### Facility Facts

<b>Identification number</b>	0313000001
<b>Opened, year</b>	1980
<b>Facility acreage</b>	9.27

### Wastes Received: 1999, 2000, 2001

	<u>Tons per year</u>	<u>Tons per day (average)</u>
<b>1999</b>	464,390	1,800
<b>2000</b>	0	0
<b>2001</b>	450,000	1,500

### Inspections

<b>Facility inspected by</b>	Illinois EPA, Des Plaines Regional Office
------------------------------	---

### Contacts

<b>Owner</b>	<b>Operator</b>
Waste Management of Illinois Inc.**	Waste Management of Illinois Inc.**
Dean Vander Baan	Ken Vos
720 E. Butterfield Road	3815 S. Laramie Ave.
Lombard, IL 60521	Stickney, IL 60650
☎ 630-572-8800	☎ 708-656-5350

\*\*A subsidiary of Waste Management Inc. Midwest, 1001 Fannin, Suite 4000, Houston, TX 77002 \* 713-512-6200

## Waste Mgt.-North/McHenry Transfer Station (Active)

County	McHenry
Municipality	McHenry
Location	1713 S. Route 31
Location ☎	815-385-2863
Hours of operation	Mon. - Fri.: 6 a.m. - 7 p.m.; Sat.: 6 a.m. - 4 p.m.
Wastes accepted	Landscape waste
Tipping fee	N/A
Owner	Waste Management of Illinois Inc.**
Operator	Waste Management - North/McHenry**

### Facility Facts

Identification number	1110605043
Opened, year	1998
Facility acreage	4.74

### Wastes Received: 1999, 2000, 2001

	<u>Tons per year</u>	<u>Tons per day (average)</u>
1999	514	0
2000	632	0
2001	429	0

Active, but waste receipts unknown.

### Inspections

Facility inspected by	Illinois EPA, Des Plaines Regional Office & McHenry County Health Department
-----------------------	--

### Contacts

Owner	Operator
Waste Management of Illinois Inc.** 2233 W. Highway 173 Antioch, IL 60002 ☎ 847-395-2020	Waste Management - North/McHenry** 1713 S. Route 31 McHenry, IL 60050 ☎ 815-385-2863

\*\*A subsidiary of Waste Management Inc. Midwest, 1001 Fannin, Suite 4000, Houston, TX 77002 \* 713-512-6200

## Waste Mgt.-Northwest/Wheeling Transfer Station (Active)

<b>County</b>	Cook
<b>Municipality</b>	Wheeling
<b>Location</b>	350 Sumac Road
<b>Location ☎</b>	847-520-0059 x 16
<b>Hours of operation</b>	Mon. - Fri.: 5 a.m. - 6:30 p.m.; Sat.: 6 a.m. - noon
<b>Wastes accepted</b>	Municipal, recyclables
<b>Tipping fee</b>	\$45/ton
<b>Owner</b>	Waste Management of Illinois Inc.**
<b>Operator</b>	Waste Management of Illinois Inc.**

### Facility Facts

<b>Identification number</b>	0313240004
<b>Opened, year</b>	1984
<b>Facility acreage</b>	1.32

### Wastes Received: 1999, 2000, 2001

	<u>Tons per year</u>	<u>Tons per day (average)</u>
<b>1999</b>	316,948	1,238
<b>2000</b>	331,958	1,296
<b>2001</b>	338,763	1,323

### Inspections

<b>Facility inspected by</b>	Illinois EPA, Des Plaines Regional Office
------------------------------	---

### Contacts

<b>Owner</b>	<b>Operator</b>
Waste Management of Illinois Inc.**	Waste Management of Illinois Inc.**
Dean Vander Baan	John Grager
720 E. Butterfield Road	350 Sumac Road
Lombard, IL 60521	Wheeling, IL 60090
☎ 630-572-8800	☎ 847-520-0059 Ext. 16

\*\*A subsidiary of Waste Management Inc. Midwest, 1001 Fannin, Suite 4000, Houston, TX 77002 \* 713-512-6200



## Waste Mgt.-South Suburbs/Recycle America (Active)

<b>County</b>	Cook
<b>Municipality</b>	Alsip
<b>Location</b>	11601 S. Austin Ave.
<b>Location ☎</b>	708-388-8855
<b>Hours of operation</b>	Mon. - Fri.: 2 a.m. - 8 p.m.
<b>Wastes accepted</b>	Municipal, recyclables
<b>Tipping fee</b>	N/A
<b>Owner</b>	Waste Management of Illinois Inc.**
<b>Operator</b>	Waste Management of Illinois Inc.**

### Facility Facts

<b>Identification number</b>	0313360003
<b>Opened, year</b>	1982
<b>Facility acreage</b>	1.8

### Wastes Received: 1999, 2000, 2001

	<u>Tons per year</u>	<u>Tons per day (average)</u>
<b>1999</b>	157,644	606
<b>2000</b>	121,812	469
<b>2001</b>	157,330	605

### Inspections

<b>Facility inspected by</b>	Illinois EPA, Des Plaines Regional Office
------------------------------	---

### Contacts

<b>Owner</b>	<b>Operator</b>
Waste Management of Illinois Inc.**	Waste Management of Illinois Inc.**
Dean Vander Baan	Ernie Lopez
720 E. Butterfield Road	11601 S. Austin Ave.
Lombard, IL 60521	Alsip, IL 60803
☎ 630-572-8800	☎ 708-388-8855

\*\*A subsidiary of Waste Management Inc. Midwest, 1001 Fannin, Suite 4000, Houston, TX 77002 \* 713-512-6200

## West Cook Transfer Station (Active)

<b>County</b>	Cook
<b>Municipality</b>	Forest View
<b>Location</b>	6201 W. Canal Bank Road
<b>Location ☎</b>	708-458-0521
<b>Hours of operation</b>	Mon. - Fri.: 6 a.m. - 5 p.m.; Sat.: 7 a.m. - noon
<b>Wastes accepted</b>	Municipal
<b>Tipping fee</b>	\$40/ton
<b>Owner</b>	Town and Country Transfer LLC
<b>Operator</b>	Heartland Recycling LLC

### Facility Facts

<b>Identification number</b>	0310930005
<b>Opened, year</b>	1997
<b>Facility acreage</b>	4.96

### Wastes Received: 1999, 2000, 2001

	<u>Tons per year</u>	<u>Tons per day (average)</u>
<b>1999</b>	120,600	428
<b>2000</b>	0	0
<b>2001</b>	250,000	1,000

### Inspections

<b>Facility inspected by</b>	Illinois EPA, Des Plaines Regional Office
------------------------------	---

### Contacts

**Owner**

Town and Country Transfer LLC  
6201 W. Canal Bank Road  
Forest View, IL 60402  
☎ 708-458-9800

**Operator**

Heartland Recycling LLC  
6201 W. Canal Bank Road  
Forest View, IL 60402  
☎ 708-458-9800

## Wheeling Township Transfer Station (Active)

<b>County</b>	Cook
<b>Municipality</b>	Glenview
<b>Location</b>	3 Providence Drive
<b>Location ☎</b>	773-242-1977
<b>Hours of operation</b>	Mon. - Fri.: 6 a.m. - 9 p.m.; Sat.: 6 a.m. - noon
<b>Wastes accepted</b>	Municipal, landscape waste
<b>Tipping fee</b>	N/A
<b>Owner</b>	Solid Waste Agency of Northern Cook Co.
<b>Operator</b>	Groot Industries Inc.

### Facility Facts

<b>Identification number</b>	0310630059
<b>Opened, year</b>	1994
<b>Facility acreage</b>	7

### Wastes Received: 1999, 2000, 2001

	<u>Tons per year</u>	<u>Tons per day (average)</u>
<b>1999</b>	266,619	1,025
<b>2000</b>	275,957	1,061
<b>2001</b>	298,757	1,150

### Inspections

<b>Facility inspected by</b>	Illinois EPA, Des Plaines Regional Office
------------------------------	---

### Contacts

#### Owner

Solid Waste Agency of Northern Cook Co.  
1616 E. Golf Road  
Des Plaines, IL 60016  
☎ 847-296-9205

#### Operator

Groot Industries Inc.  
Al French  
2500 Landmeier Road  
Elk Grove Village, IL 60007  
☎ 847-734-6406

## Wilmette Village Yard (Active)

<b>County</b>	Cook
<b>Municipality</b>	Wilmette
<b>Location</b>	711 Laramie Ave.
<b>Location</b> 📍	N/A
<b>Hours of operation</b>	Mon. - Fri.: 7 a.m. - 7 p.m.; Sat.: 8 a.m. - 5 p.m.
<b>Wastes accepted</b>	Landscape waste
<b>Tipping fee</b>	N/A
<b>Owner</b>	Village of Wilmette
<b>Operator</b>	Village of Wilmette

### Facility Facts

<b>Identification number</b>	0313305030
<b>Opened, year</b>	1998
<b>Facility acreage</b>	<1

### Wastes Received: 1999, 2000, 2001

	<u>Tons per year</u>	<u>Tons per day (average)</u>
<b>1999</b>	0	0
<b>2000</b>	0	0
<b>2001</b>	0	0

Active, but waste receipts unknown.

### Inspections

<b>Facility inspected by</b>	Illinois EPA, Des Plaines Regional Office
------------------------------	---

### Contacts

<b>Owner</b>	<b>Operator</b>
Village of Wilmette 1200 Wilmette Ave. Wilmette, IL 60091 ☎ 630-251-2700	Village of Wilmette 1200 Wilmette Ave. Wilmette, IL 60091 ☎ 847-251-2700

## Woodland RDF Landscape Waste Transfer Area (Inactive)

<b>County</b>	Kane
<b>Municipality</b>	South Elgin
<b>Location</b>	Area 4 of Woodland II, 7 N. 500 Route 25*
<b>Location ☎</b>	847-741-0219
<b>Hours of operation</b>	Mon. - Sat. 6 a.m. - 6 p.m.
<b>Wastes accepted</b>	Landscape waste only*
<b>Tipping fee</b>	N/A
<b>Owner</b>	Oak Brook Bank, Trust #8-1735
<b>Operator</b>	Waste Management of Illinois Inc.**

\*Site will move in Spring 2002

### Facility Facts

<b>Identification number</b>	0894830005
<b>Opened, year</b>	1995*
<b>Facility acreage</b>	<1

\*Permitted since 1995, added to report in 2000.

### Wastes Received: 1999, 2000, 2001

	<u>Tons per year</u>	<u>Tons per day (average)</u>
<b>1999</b>	0	0
<b>2000</b>	0	0
<b>2001</b>	0	0

### Inspections

<b>Facility inspected by</b>	Illinois EPA, Des Plaines Regional Office
------------------------------	---

### Contacts

<b>Owner</b>	<b>Operator</b>
Oak Brook Bank, Trust #8-1735	Waste Management of Illinois Inc.**
Kathy Blumenthal	Ian Johnson
1400 W. 16th St.	7 N. 500 Route 25, P.O. Box 364
Oak Brook, IL 60521	South Elgin, IL 60177
☎ 630-571-1050	☎ 630-232-7664

\*\*A subsidiary of Waste Management Inc. Midwest, 1001 Fannin, Suite 4000, Houston, TX 77002 \* 713-512-6200

## Zion Municipal Transfer Station (New)

<b>County</b>	Lake
<b>Municipality</b>	Zion
<b>Location</b>	29th Street & Damascus
<b>Location</b> 📍	None
<b>Hours of operation</b>	Mon. - Fri. 7 a.m. - 3 p.m.
<b>Wastes accepted</b>	Street sweepings and wood chips*
<b>Tipping fee</b>	N/A
<b>Owner</b>	City of Zion, Public Works Dept.
<b>Operator</b>	City of Zion, Public Works Dept.

\*Maximum volume of waste stored shall be less than 200 cu. yds.

### Facility Facts

<b>Identification number</b>	0972005048
<b>Opened, year</b>	2001*
<b>Facility acreage</b>	1

\*Permitted to operate 8-27-01

### Wastes Received: 1999, 2000, 2001

	<u>Tons per year</u>	<u>Tons per day (average)</u>
<b>1999</b>	0	0
<b>2000</b>	0	0
<b>2001</b>	209	0

1,150 cu. yds. equals 209 tons using a conversion ratio 5.5 cu. yds. equals one ton

### Inspections

<b>Facility inspected by</b>	Illinois EPA, Des Plaines Regional Office & Lake County Health Department
------------------------------	---

### Contacts

<b>Owner</b>	<b>Operator</b>
City of Zion, Public Works Dept. Ron Colangelo 2828 Sheridan Road Zion, IL 60099 ☎ 847-746-4057	City of Zion, Public Works Dept. Charlie Fisher 2828 Sheridan Road Zion, IL 60099 ☎ 847-746-4054

## CDT Landfill Corp. Compost Facility

<b>County</b>	Will
<b>Municipality</b>	Joliet
<b>Location</b>	2851 Mound Road
<b>Location ☎</b>	815-741-0736
<b>Hours of operation</b>	Mon. - Fri.: 6 a.m. - 4 p.m., Sat. 6 a.m. - noon*
<b>Wastes Accepted</b>	Grass, Shrubbery Cuttings, Leaves, Tree limbs, Wood chips
<b>Owner</b>	CDT Landfill Corp.
<b>Operator</b>	CDT Landfill Corp.

\*On Saturdays following holidays, hours are 6 a.m. - 4 p.m.

### Facility Facts

<b>Identification number</b>	1978170005
<b>Date/Year Open - Date/Year Closed</b>	7-31-95/6-7-96 -
<b>Permit Expires</b>	7-15-05*
<b>Facility Inspected By</b>	Will County Waste Services Division & Illinois EPA, Des Plaines Regional Office

\*Permit was renewed on 7-28-00

### Landscape Waste Received (cu. yds): 1999, 2000 & 2001

	<b>Grass cu. yds.</b>	<b>Leaves cu. yds.</b>	<b>Brush cu. yds.</b>
<b>1999</b>	27,932	10,075	9,582
<b>2000</b>	27,702	15,148	11,243
<b>2001</b>	20,377	7,430	993

### Total Landscape Waste Received (tons): 1999, 2000 & 2001

<b>1999 tons per year</b>	35,447
<b>2000 tons per year</b>	17,789
<b>2001 tons per year</b>	9,785

### 2001 Amounts Used/Sold (cubic yards)

	<b>Composted</b>	<b>Chipped/Shredded</b>
<b>Land Reclamation</b>	0	0
<b>Daily Landfill Cover</b>	0	0
<b>Final Landfill Cover</b>	0	0
<b>Landscaping</b>	7,126	0
<b>Land Application at Agronomic Rates</b>	0	0
<b>Other</b>	0	0
<b>TOTAL</b>	7,126	0

### Contacts

#### Owner

CDT Landfill Corp.  
2851 Mound Road  
Joliet, IL 60436  
☎ 815-741-0736

#### Operator

CDT Landfill Corp.  
2851 Mound Road  
Joliet, IL 60436  
☎ 815-741-0736

## Chicago Botanic Garden

<b>County</b>	Cook
<b>Municipality</b>	Glencoe
<b>Location</b>	Southeast of Skokie Lagoon Preserve
<b>Location ☎</b>	847-835-5500
<b>Hours of operation</b>	Mon. - Fri.: 7 a.m. - 2:30 p.m.
<b>Wastes Accepted</b>	Grass, Leaves, Brush
<b>Owner</b>	Cook County Forest Preserve Dist.
<b>Operator</b>	Chicago Botanic Garden

### Facility Facts

<b>Identification number</b>	0310990003
<b>Date/Year Open - Date/Year Closed</b>	6-5-90 -
<b>Permit Expires</b>	3-1-03
<b>Facility Inspected By</b>	Illinois EPA, Des Plaines Regional Office

### Landscape Waste Received (cu. yds): 1999, 2000 & 2001

	<b>Grass cu. yds.</b>	<b>Leaves cu. yds.</b>	<b>Brush cu. yds.</b>
<b>1999</b>	1,011	1,821	4,766
<b>2000</b>	864	1,865	4,423
<b>2001</b>	1,057	1,618	2,330

### Total Landscape Waste Received (tons): 1999, 2000 & 2001

<b>1999 tons per year</b>	1,484
<b>2000 tons per year</b>	1,603
<b>2001 tons per year</b>	1,212

### 2001 Amounts Used/Sold (cubic yards)

	<b>Composted</b>	<b>Chipped/Shredded</b>
<b>Land Reclamation</b>	0	0
<b>Daily Landfill Cover</b>	0	0
<b>Final Landfill Cover</b>	0	0
<b>Landscaping</b>	0	3,879
<b>Land Application at Agronomic Rates</b>	0	0
<b>Other</b>	0	0
<b>TOTAL</b>	0	3,879

\*All amounts received were shredded and used for mulch for landscaping, not composted.

### Contacts

<b>Owner</b>	<b>Operator</b>
Cook County Forest Preserve Dist. 536 N. Harlem Ave. River Forest, IL 60305 ☎ 847-835-8300	Chicago Botanic Garden P.O. Box 400 Glencoe, IL 60022 ☎ 847-835-8300



## CID RDF #4 Compost Facility (Closed)

<b>County</b>	Cook
<b>Municipality</b>	Chicago
<b>Location</b>	138th Street & I-94 (Calumet Expressway)
<b>Location ☎</b>	773-646-3099
<b>Hours of operation</b>	Mon. - Sat.: 7 a.m. - 5 p.m.
<b>Wastes Accepted</b>	N/A
<b>Owner</b>	Waste Management of Illinois Inc.**
<b>Operator</b>	Waste Management of Illinois Inc.**

### Facility Facts

<b>Identification number</b>	0310390001
<b>Date/Year Open - Date/Year Closed</b>	7-21-98 - 2-1-00*
<b>Permit Expires</b>	7-1-03
<b>Facility Inspected By</b>	Chicago Dept. of Environment & Illinois EPA, Des Plaines Regional Office

\*Site was idle during rest of 2000 & 2001 until certified closed on 2-28-01

### Landscape Waste Received (cu. yds): 1999, 2000 & 2001

	Grass cu. yds.	Leaves cu. yds.	Brush cu. yds.
<b>1999</b>	0	0	0
<b>2000</b>	0	0	0
<b>2001</b>	0	0	0

### Total Landscape Waste Received (tons): 1999, 2000 & 2001

<b>1999 tons per year</b>	3,900
<b>2000 tons per year</b>	0
<b>2001 tons per year</b>	0

### 2001 Amounts Used/Sold (cubic yards)

	Composted	Chipped/Shredded
<b>Land Reclamation</b>	0	0
<b>Daily Landfill Cover</b>	0	0
<b>Final Landfill Cover</b>	0	0
<b>Landscaping</b>	0	0
<b>Land Application at Agronomic Rates</b>	0	0
<b>Other</b>	0	0
<b>TOTAL</b>	0	0

### Contacts

#### Owner

Waste Management of Illinois Inc.\*\*  
P.O. Box 1309  
Calumet City, IL 60409  
☎ 773-646-3099

#### Operator

Waste Management of Illinois Inc.\*\*  
P.O. Box 1309  
Calumet City, IL 60409  
☎ 773-646-3099

\*\*A subsidiary of Waste Management Inc. Midwest, 1001 Fannin, Suite 4000, Houston, TX 77002 \* 713-512-6200

## Crystal Lake Composting

<b>County</b>	McHenry
<b>Municipality</b>	Crystal Lake
<b>Location</b>	Woodstock St. & Walkup Ave.
<b>Location ☎</b>	815-459-2020
<b>Hours of operation</b>	1st & 3rd Sats.: 9 a.m. - 4 p.m. March-Nov.
<b>Wastes Accepted</b>	Leaves, Brush
<b>Owner</b>	City of Crystal Lake, Engineering Dept.
<b>Operator</b>	City of Crystal Lake, Engineering Dept.

### Facility Facts

<b>Identification number</b>	1110150034
<b>Date/Year Open - Date/Year Closed</b>	6-5-92 -
<b>Permit Expires</b>	5-15-05
<b>Facility Inspected By</b>	McHenry County Health Dept. & Illinois EPA, Des Plaines Regional Office

### Landscape Waste Received (cu. yds): 1999, 2000 & 2001

	Grass cu. yds.	Leaves cu. yds.	Brush cu. yds.
<b>1999</b>	0	9,850	8,003
<b>2000</b>	0	9,015	6,533
<b>2001</b>	0	11,119	8,140

### Total Landscape Waste Received (tons): 1999, 2000 & 2001

<b>1999 tons per year</b>	3,170
<b>2000 tons per year</b>	2,783
<b>2001 tons per year</b>	3,445

### 2001 Amounts Used/Sold (cubic yards)

	Composted	Chipped/Shredded
<b>Land Reclamation</b>	0	0
<b>Daily Landfill Cover</b>	0	0
<b>Final Landfill Cover</b>	0	0
<b>Landscaping</b>	720	2,030
<b>Land Application at Agronomic Rates</b>	0	0
<b>Other</b>	0	0
<b>TOTAL</b>	720	2,030

### Contacts

#### Owner

City of Crystal Lake, Engineering Dept.  
P.O. Box 597  
Crystal Lake, IL 60014  
☎ 815-459-2020

#### Operator

City of Crystal Lake, Engineering Dept.  
P.O. Box 597  
Crystal Lake, IL 60014  
☎ 815-459-2020

## Des Plaines Compost Facility (Inactive)

<b>County</b>	Cook
<b>Municipality</b>	Des Plaines
<b>Location</b>	1111 Joseph Schwab Road
<b>Location ☎</b>	847-391-5650
<b>Hours of operation</b>	N/A
<b>Wastes Accepted</b>	N/A
<b>Owner</b>	City of Des Plaines, Public Works
<b>Operator</b>	Jerome Matula

\*Site not developed, permit still active

### Facility Facts

<b>Identification number</b>	0310630003
<b>Date/Year Open - Date/Year Closed</b>	2-15-91 -
<b>Permit Expires</b>	1-10-04
<b>Facility Inspected By</b>	Illinois EPA, Des Plaines Regional Office

### Landscape Waste Received (cu. yds): 1999, 2000 & 2001

	<b>Grass cu. yds.</b>	<b>Leaves cu. yds.</b>	<b>Brush cu. yds.</b>
<b>1999</b>	0	0	0
<b>2000</b>	0	0	0
<b>2001</b>	0	0	0

### Total Landscape Waste Received (tons): 1999, 2000 & 2001

<b>1999 tons per year</b>	0
<b>2000 tons per year</b>	0
<b>2001 tons per year</b>	0

### 2001 Amounts Used/Sold (cubic yards)

	<b>Composted</b>	<b>Chipped/Shredded</b>
<b>Land Reclamation</b>	0	0
<b>Daily Landfill Cover</b>	0	0
<b>Final Landfill Cover</b>	0	0
<b>Landscaping</b>	0	0
<b>Land Application at Agronomic Rates</b>	0	0
<b>Other</b>	0	0
<b>TOTAL</b>	0	0

### Contacts

#### Owner

City of Des Plaines, Public Works  
1111 Joseph Schwab Road  
Des Plaines, IL 60016  
☎ 847-391-5473

#### Operator

Jerome Matula  
1111 Joseph Schwab Road  
Des Plaines, IL 60016  
☎ 847-391-5473

## DK-Lake Bluff

<b>County</b>	Lake
<b>Municipality</b>	Lake Bluff
<b>Location</b>	664 Rockland Road
<b>Location ☎</b>	847-234-0774
<b>Hours of operation</b>	Mon. - Fri.: 7 a.m. - 5 p.m.; Sat.: 7 a.m. - noon
<b>Wastes Accepted</b>	Grass, Leaves, Brush
<b>Owner</b>	Village of Lake Bluff
<b>Operator</b>	DK Recycling Systems Inc.

### Facility Facts

<b>Identification number</b>	0970750012
<b>Date/Year Open - Date/Year Closed</b>	8-2-95 -
<b>Permit Expires</b>	7-15-05
<b>Facility Inspected By</b>	Lake County Health Dept. & Illinois EPA, Des Plaines Regional Office

### Landscape Waste Received (cu. yds): 1999, 2000 & 2001

	<b>Grass cu. yds.</b>	<b>Leaves cu. yds.</b>	<b>Brush cu. yds.</b>
<b>1999</b>	1,689	2,037	1,302
<b>2000</b>	1,410	1,962	993
<b>2001</b>	2,137	2,193	1,335

### Total Landscape Waste Received (tons): 1999, 2000 & 2001

<b>1999 tons per year</b>	1,278
<b>2000 tons per year</b>	1,105
<b>2001 tons per year</b>	1,494

### 2001 Amounts Used/Sold (cubic yards)

	<b>Composted</b>	<b>Chipped/Shredded</b>
<b>Land Reclamation</b>	0	0
<b>Daily Landfill Cover</b>	0	0
<b>Final Landfill Cover</b>	0	0
<b>Landscaping</b>	2,069	0
<b>Land Application at Agronomic Rates</b>	0	0
<b>Other</b>	0	0
<b>TOTAL</b>	2,069	0

### Contacts

#### Owner

Village of Lake Bluff  
40 E. Center Ave.  
Lake Bluff, IL 60044  
☎ 847-866-2940

#### Operator

DK Recycling Systems Inc.  
21 N. Skokie Highway, Suite 105  
Lake Bluff, IL 60044  
☎ 847-234-5499

## Elgin Compost Facility (Closed)

<b>County</b>	Kane
<b>Municipality</b>	Elgin
<b>Location</b>	South McLean Blvd., South of Route 20
<b>Location ☎</b>	847-697-3160
<b>Hours of operation</b>	N/A
<b>Wastes Accepted</b>	N/A
<b>Owner</b>	City of Elgin
<b>Operator</b>	City of Elgin

### Facility Facts

<b>Identification number</b>	0894380047
<b>Date/Year Open - Date/Year Closed</b>	9-12-91 - 11-7-01
<b>Permit Expires</b>	2-1-06
<b>Facility Inspected By</b>	Illinois EPA, Des Plaines Regional Office

\*Closed facility 11-7-01

### Landscape Waste Received (cu. yds): 1999, 2000 & 2001

	<b>Grass cu. yds.</b>	<b>Leaves cu. yds.</b>	<b>Brush cu. yds.</b>
<b>1999</b>	0	16,587	100
<b>2000</b>	0	15,000	0
<b>2001</b>	0	0	0

### Total Landscape Waste Received (tons): 1999, 2000 & 2001

<b>1999 tons per year</b>	3,332
<b>2000 tons per year</b>	3,000
<b>2001 tons per year</b>	0

### 2001 Amounts Used/Sold (cubic yards)

	<b>Composted</b>	<b>Chipped/Shredded</b>
<b>Land Reclamation</b>	0	0
<b>Daily Landfill Cover</b>	0	0
<b>Final Landfill Cover</b>	0	0
<b>Landscaping</b>	3,500	0
<b>Land Application at Agronomic Rates</b>	0	0
<b>Other</b>	0	0
<b>TOTAL</b>	3,500	0

### Contacts

<b>Owner</b>	<b>Operator</b>
City of Elgin 150 Dexter Court Elgin, IL 60120 ☎ 847-931-5980	City of Elgin 150 Dexter Court Elgin, IL 60120 ☎ 847-931-5980

## Green Organics Inc.

<b>County</b>	Kendall
<b>Municipality</b>	Bristol
<b>Location</b>	1270 E. Beecher
<b>Location ☎</b>	630-553-6409
<b>Hours of operation</b>	Mon. - Fri.: 7 a.m. - 4 p.m.; Sat.: 7 a.m. - noon
<b>Wastes Accepted</b>	Grass, Leaves, Brush
<b>Owner</b>	Green Organics Inc.
<b>Operator</b>	Green Organics Inc.

### Facility Facts

<b>Identification number</b>	0938010005
<b>Date/Year Open - Date/Year Closed</b>	1993 -
<b>Permit Expires</b>	1-1-07
<b>Facility Inspected By</b>	Illinois EPA, Des Plaines Regional Office

\*Permit renewal approved on 2-22-02

### Landscape Waste Received (cu. yds): 1999, 2000 & 2001

	<b>Grass cu. yds.</b>	<b>Leaves cu. yds.</b>	<b>Brush cu. yds.</b>
<b>1999</b>	14,095	31,197	22,500
<b>2000</b>	6,295	13,174	71,624
<b>2001</b>	4,417	20,840	20,316

### Total Landscape Waste Received (tons): 1999, 2000 & 2001

<b>1999 tons per year</b>	15,252
<b>2000 tons per year</b>	15,896
<b>2001 tons per year</b>	11,090

### 2001 Amounts Used/Sold (cubic yards)

	<b>Composted</b>	<b>Chipped/Shredded</b>
<b>Land Reclamation</b>	0	0
<b>Daily Landfill Cover</b>	0	0
<b>Final Landfill Cover</b>	0	0
<b>Landscaping</b>	45,000	1,000
<b>Land Application at Agronomic Rates</b>	0	0
<b>Other</b>	0	0
<b>TOTAL</b>	45,000	1,000

### Contacts

#### Owner

Green Organics Inc.  
290 S. Main Place  
Carol Stream, IL 60188  
☎ 630-653-3700

#### Operator

Green Organics Inc.  
290 S. Main Place  
Carol Stream, IL 60188  
☎ 630-653-3700

## Harbor View Compost Facility (Inactive)\*

<b>County</b>	Cook
<b>Municipality</b>	Chicago
<b>Location</b>	2000 E. 122nd St.
<b>Location</b> 📍	N/A
<b>Hours of operation</b>	N/A
<b>Wastes Accepted</b>	N/A
<b>Owner</b>	Land & Lakes Yard Waste Reclamation Inc.
<b>Operator</b>	Land & Lakes Co.

\*Site not developed, permit still active

### Facility Facts

<b>Identification number</b>	0316000034
<b>Date/Year Open - Date/Year Closed</b>	N/A -
<b>Permit Expires</b>	2-28-03
<b>Facility Inspected By</b>	Illinois EPA, Des Plaines Regional Office

### Landscape Waste Received (cu. yds): 1999, 2000 & 2001

	<b>Grass cu. yds.</b>	<b>Leaves cu. yds.</b>	<b>Brush cu. yds.</b>
<b>1999</b>	0	0	0
<b>2000</b>	0	0	0
<b>2001</b>	0	0	0

### Total Landscape Waste Received (tons): 1999, 2000 & 2001

<b>1999 tons per year</b>	0
<b>2000 tons per year</b>	0
<b>2001 tons per year</b>	0

### 2001 Amounts Used/Sold (cubic yards)

	<b>Composted</b>	<b>Chipped/Shredded</b>
<b>Land Reclamation</b>	0	0
<b>Daily Landfill Cover</b>	0	0
<b>Final Landfill Cover</b>	0	0
<b>Landscaping</b>	0	0
<b>Land Application at Agronomic Rates</b>	0	0
<b>Other</b>	0	0
<b>TOTAL</b>	0	0

### Contacts

#### Owner

Land & Lakes Yard Waste Reclamation Inc.  
123 N. Northwest Highway, P.O. Box 778  
Park Ridge, IL 60068  
☎ 708-720-7028

#### Operator

Land & Lakes Yard Waste Reclamation Inc.  
123 N. Northwest Highway, P.O. Box 778  
Park Ridge, IL 60068  
☎ 708-720-7028

## Hazel Crest Composting

<b>County</b>	Cook
<b>Municipality</b>	Hazel Crest
<b>Location</b>	2600 W. 170th Place
<b>Location ☎</b>	708-335-9620
<b>Hours of operation</b>	Wed.: 1 p.m. - 7 p.m.; Sat.-Sun.: 9 a.m. - 4 p.m.
<b>Wastes Accepted</b>	Grass, Leaves, Brush*
<b>Owner</b>	Village of Hazel Crest
<b>Operator</b>	Village of Hazel Crest

\*No longer accepts yard waste from other companies

### Facility Facts

<b>Identification number</b>	0311170002
<b>Date/Year Open - Date/Year Closed</b>	6-27-90 -
<b>Permit Expires</b>	5-1-04
<b>Facility Inspected By</b>	Illinois EPA, Des Plaines Regional Office

### Landscape Waste Received (cu. yds): 1999, 2000 & 2001

	<b>Grass cu. yds.</b>	<b>Leaves cu. yds.</b>	<b>Brush cu. yds.</b>
<b>1999</b>	2,834	3,424	1,562
<b>2000</b>	3,976	3,596	0
<b>2001</b>	3,309	4,352	1,200

\*Brush is burned using an air curtain destructor.

### Total Landscape Waste Received (tons): 1999, 2000 & 2001

<b>1999 tons per year</b>	2,319
<b>2000 tons per year</b>	3
<b>2001 tons per year</b>	2,374

### 2001 Amounts Used/Sold (cubic yards)

	<b>Composted</b>	<b>Chipped/Shredded</b>
<b>Land Reclamation</b>	0	0
<b>Daily Landfill Cover</b>	500	0
<b>Final Landfill Cover</b>	0	0
<b>Landscaping</b>	2,500	1,200
<b>Land Application at Agronomic Rates</b>	0	0
<b>Other</b>	0	0
<b>TOTAL</b>	3,000	1,200

### Contacts

#### Owner

Village of Hazel Crest  
3000 W. 170th Place  
Hazel Crest, IL 60429  
☎ 708-335-9600

#### Operator

Village of Hazel Crest  
3000 W. 170th Place  
Hazel Crest, IL 60429  
☎ 708-335-9600



## James Park Leaf Compost

<b>County</b>	Cook
<b>Municipality</b>	Evanston
<b>Location</b>	2222 Oakton St.
<b>Location ☎</b>	N/A
<b>Hours of operation</b>	Oct.-Dec.: Mon. - Fri.: 7 a.m. - 5 p.m.
<b>Wastes Accepted</b>	Grass, Leaves
<b>Owner</b>	City of Evanston
<b>Operator</b>	City of Evanston

### Facility Facts

<b>Identification number</b>	0310810013
<b>Date/Year Open - Date/Year Closed</b>	8-10-90 - *
<b>Permit Expires</b>	8-1-03
<b>Facility Inspected By</b>	Illinois EPA, Des Plaines Regional Office

\*Site became re-active in 2001

### Landscape Waste Received (cu. yds): 1999, 2000 & 2001

	<b>Grass cu. yds.</b>	<b>Leaves cu. yds.</b>	<b>Brush cu. yds.</b>
<b>1999</b>	836	5,437	317
<b>2000</b>	0	0	0
<b>2001</b>	1,107	6,000	0

### Total Landscape Waste Received (tons): 1999, 2000 & 2001

<b>1999 tons per year</b>	1,977
<b>2000 tons per year</b>	0
<b>2001 tons per year</b>	2,132

### 2001 Amounts Used/Sold (cubic yards)

	<b>Composted</b>	<b>Chipped/Shredded</b>
<b>Land Reclamation</b>	0	0
<b>Daily Landfill Cover</b>	0	0
<b>Final Landfill Cover</b>	0	0
<b>Landscaping</b>	2,369	3,017
<b>Land Application at Agronomic Rates</b>	0	0
<b>Other</b>	0	0
<b>TOTAL</b>	2,369	3,017

### Contacts

#### Owner

City of Evanston  
2020 Asbury Avenue  
Evanston, IL 60201  
☎ 847-866-2940

#### Operator

City of Evanston  
2020 Ashbury Ave.  
Evanston, IL 60201  
☎ 847-866-2940

## Joyce Farms Recycling Inc.

<b>County</b>	Kankakee
<b>Municipality</b>	Essex
<b>Location</b>	13256 W 3000 N. Road
<b>Location ☎</b>	815-426-2133
<b>Hours of operation</b>	Mon. - Fri.: 6 a.m. - 7 p.m.; Sat.: 6 a.m. - noon
<b>Wastes Accepted</b>	Grass, Leaves, Brush, Tree limbs*
<b>Owner</b>	Land Trust #883, Home Star Bank
<b>Operator</b>	Joyce Farms Recycling Inc.

\*No more than 170,000 cu. yds./year may be accepted

### Facility Facts

<b>Identification number</b>	0910355001
<b>Date/Year Open - Date/Year Closed</b>	9-12-00 -
<b>Permit Expires</b>	9-1-05
<b>Facility Inspected By</b>	Kankakee County Health Dept. & Illinois EPA, Des Plaines Regional Office

### Landscape Waste Received (cu. yds): 1999, 2000 & 2001

	Grass cu. yds.	Leaves cu. yds.	Brush cu. yds.
<b>1999</b>	0	0	0
<b>2000</b>	31,400	40,600	11,500
<b>2001</b>	22,700	48,900	30,400

### Total Landscape Waste Received (tons): 1999, 2000 & 2001

<b>1999 tons per year</b>	0
<b>2000 tons per year</b>	24,500
<b>2001 tons per year</b>	23,400

### 2001 Amounts Used/Sold (cubic yards)

	Composted	Chipped/Shredded
<b>Land Reclamation</b>	0	0
<b>Daily Landfill Cover</b>	0	0
<b>Final Landfill Cover</b>	0	0
<b>Landscaping</b>	1,100	0
<b>Land Application at Agronomic Rates</b>	1,500	0
<b>Other</b>	0	0
<b>TOTAL</b>	2,600	0

### Contacts

#### Owner

Land Trust #883, Home Star Bank  
308 Section Line Road  
Manteno, IL 60950  
☎ 815-468-2265

#### Operator

Joyce Farms Recycling Inc.  
P.O. Box 129  
Essex, IL 60935  
☎ 815-426-2133

## Lake Bluff Municipal #2 Compost Facility

<b>County</b>	Lake
<b>Municipality</b>	Lake Bluff
<b>Location</b>	664 Rockland Road
<b>Location ☎</b>	847-234-0774
<b>Hours of operation</b>	Mon. - Fri.: 7 a.m. - 5 p.m.; Sat.: 7 a.m. - noon
<b>Wastes Accepted</b>	Grass, Leaves, Brush
<b>Owner</b>	Village of Lake Bluff
<b>Operator</b>	DK Recycling Systems Inc.

### Facility Facts

<b>Identification number</b>	0970750002
<b>Date/Year Open - Date/Year Closed</b>	4-2-90 -
<b>Permit Expires</b>	10-1-02*
<b>Facility Inspected By</b>	Lake County Health Dept. & Illinois EPA, Des Plaines Regional Office

Permit renewal application pending

### Landscape Waste Received (cu. yds): 1999, 2000 & 2001

	<b>Grass cu. yds.</b>	<b>Leaves cu. yds.</b>	<b>Brush cu. yds.</b>
<b>1999</b>	933	100	311
<b>2000</b>	988	0	330
<b>2001</b>	619	150	206

### Total Landscape Waste Received (tons): 1999, 2000 & 2001

<b>1999 tons per year</b>	440
<b>2000 tons per year</b>	445
<b>2001 tons per year</b>	309

### 2001 Amounts Used/Sold (cubic yards)

	<b>Composted</b>	<b>Chipped/Shredded</b>
<b>Land Reclamation</b>	0	0
<b>Daily Landfill Cover</b>	0	0
<b>Final Landfill Cover</b>	0	0
<b>Landscaping</b>	356	0
<b>Land Application at Agronomic Rates</b>	0	0
<b>Other</b>	0	0
<b>TOTAL</b>	356	0

### Contacts

#### Owner

Village of Lake Bluff  
40 E. Center Ave.  
Lake Bluff, IL 60044  
☎ 847-866-2940

#### Operator

DK Recycling Systems Inc.  
21 N. Skokie Highway, Suite 105  
Lake Bluff, IL 60044  
☎ 847-234-5499

## Lake Forest Recycling & Compost Center

<b>County</b>	Lake
<b>Municipality</b>	Lake Forest
<b>Location</b>	Route 60; 1381 W. Kennedy Road
<b>Location</b> ☎	N/A
<b>Hours of operation</b>	Sun. - Sat.: 7 a.m. - 7 p.m.
<b>Wastes Accepted</b>	Grass, Leaves, Brush*
<b>Owner</b>	City of Lake Forest
<b>Operator</b>	DK Recycling Systems Inc.

Not to exceed 20,000 cu. yd./yr.

### Facility Facts

<b>Identification number</b>	0970800005
<b>Date/Year Open - Date/Year Closed</b>	1993 -
<b>Permit Expires</b>	8-1-07
<b>Facility Inspected By</b>	Lake County Health Dept. & Illinois EPA, Des Plaines Regional Office

Permit number 1997-185-DE/OP Mod. #1 renewed on 8-26-02

### Landscape Waste Received (cu. yds): 1999, 2000 & 2001

	<b>Grass cu. yds.</b>	<b>Leaves cu. yds.</b>	<b>Brush cu. yds.</b>
<b>1999</b>	5,956	5,824	3,369
<b>2000</b>	3,862	4,644	3,128
<b>2001</b>	3,862	6,401	2,991

### Total Landscape Waste Received (tons): 1999, 2000 & 2001

<b>1999 tons per year</b>	4,053
<b>2000 tons per year</b>	2,943
<b>2001 tons per year</b>	3,274

### 2001 Amounts Used/Sold (cubic yards)

	<b>Composted</b>	<b>Chipped/Shredded</b>
<b>Land Reclamation</b>	0	0
<b>Daily Landfill Cover</b>	0	0
<b>Final Landfill Cover</b>	0	0
<b>Landscaping</b>	4,945	0
<b>Land Application at Agronomic Rates</b>	0	0
<b>Other</b>	0	0
<b>TOTAL</b>	4,945	0

### Contacts

#### Owner

City of Lake Forest  
220 E. Deerpath  
Lake Forest, IL 60045  
☎ 708-234-3537

#### Operator

DK Recycling Systems Inc.  
21 N. Skokie Highway, Suite 105  
Lake Bluff, IL 60044  
☎ 847-234-5499

## Land & Lakes #1 & #2 Compost Facility (Inactive)

<b>County</b>	Cook
<b>Municipality</b>	Chicago
<b>Location</b>	1220 E. 138th St.
<b>Location ☎</b>	773-264-8508
<b>Hours of operation</b>	Mon. - Fri.: 5:30 a.m. - 5 p.m.; Sat.: 5:30 a.m. - 3:30 p.m.
<b>Wastes Accepted</b>	Grass, Leaves, Brush
<b>Owner</b>	MCM Land Co.**
<b>Operator</b>	Land & Lakes Co.

### Facility Facts

<b>Identification number</b>	0316000005
<b>Date/Year Open - Date/Year Closed</b>	2-23-90 - 1A*
<b>Permit Expires</b>	2-23-03
<b>Facility Inspected By</b>	Chicago Dept. of Environment & Illinois EPA, Des Plaines Regional Office

\*Site inactive in 2000 and 2001

### Landscape Waste Received (cu. yds): 1999, 2000 & 2001

	Grass cu. yds.	Leaves cu. yds.	Brush cu. yds.
<b>1999</b>	0	0	0
<b>2000</b>	0	0	0
<b>2001</b>	0	0	0

### Total Landscape Waste Received (tons): 1999, 2000 & 2001

<b>1999 tons per year</b>	2,616
<b>2000 tons per year</b>	0
<b>2001 tons per year</b>	0

### 2001 Amounts Used/Sold (cubic yards)

	Composted	Chipped/Shredded
<b>Land Reclamation</b>	0	0
<b>Daily Landfill Cover</b>	0	0
<b>Final Landfill Cover</b>	0	0
<b>Landscaping</b>	0	0
<b>Land Application at Agronomic Rates</b>	0	0
<b>Other</b>	0	0
<b>TOTAL</b>	0	0

### Contacts

#### Owner

MCM Land Co.\*\*  
123 N. Northwest Highway, P.O. Box 778  
Park Ridge, IL 60068  
☎ 708-720-7028

#### Operator

Land & Lakes Co.  
123 N. Northwest Highway, P.O. Box 778  
Park Ridge, IL 60068  
☎ 708-720-7028

\*\*A subsidiary of Land and Lakes Company

## Land & Lakes #5 Compost Facility

<b>County</b>	Lake
<b>Municipality</b>	Deerfield
<b>Location</b>	21488 N. Milwaukee
<b>Location ☎</b>	847-520-1857
<b>Hours of operation</b>	Mon. - Fri.: 7 a.m. - 3 p.m.; Sat.: 6 a.m. - 2 p.m.
<b>Wastes Accepted</b>	Grass, Leaves, Brush, Tree limbs
<b>Owner</b>	Prairie Recreational Developments Inc.
<b>Operator</b>	Land & Lakes Co.

### Facility Facts

<b>Identification number</b>	0978120004
<b>Date/Year Open - Date/Year Closed</b>	4-2-90 -
<b>Permit Expires</b>	3-26-03
<b>Facility Inspected By</b>	Lake County Health Dept. & Illinois EPA, Des Plaines Regional Office

### Landscape Waste Received (cu. yds): 1999, 2000 & 2001

	Grass cu. yds.	Leaves cu. yds.	Brush cu. yds.
<b>1999</b>	0	0	0
<b>2000</b>	0	0	0
<b>2001</b>	0	0	0

### Total Landscape Waste Received (tons): 1999, 2000 & 2001

<b>1999 tons per year</b>	28,775
<b>2000 tons per year</b>	27,978
<b>2001 tons per year</b>	32,145

\*Landscape waste components not itemized; used conversion factor of 500 pounds per cubic yard for all components

### 2001 Amounts Used/Sold (cubic yards)

	Composted	Chipped/Shredded
<b>Land Reclamation</b>	0	0
<b>Daily Landfill Cover</b>	0	0
<b>Final Landfill Cover</b>	0	0
<b>Landscaping</b>	25,904	4,661
<b>Land Application at Agronomic Rates</b>	0	0
<b>Other</b>	0	420
<b>TOTAL</b>	25,904	5,081

\*Chipped/shredded landscaping mulch was not manufactured on-site but purchased for resale.

### Contacts

#### Owner

Prairie Recreational Developments Inc.  
123 N. Northwest Highway, P.O. Box 778  
Park Ridge, IL 60068  
☎ 708-720-7028

#### Operator

Land & Lakes Co.  
123 N. Northwest Highway, P.O. Box 778  
Park Ridge, IL 60068  
☎ 708-720-7028

## Land & Lakes/Willow Ranch Compost Facility

<b>County</b>	Will
<b>Municipality</b>	Romeoville
<b>Location</b>	1371 N. Joliet Road
<b>Location ☎</b>	630-739-0398
<b>Hours of operation</b>	Mon. - Fri.: 7 a.m. - 3:30 p.m.
<b>Wastes Accepted</b>	Grass, Leaves, Brush, Tree limbs
<b>Owner</b>	LaSalle Bank of North America
<b>Operator</b>	Land & Lakes Yard Waste Reclamation Inc.

### Facility Facts

<b>Identification number</b>	1978030003
<b>Date/Year Open - Date/Year Closed</b>	4-2-90 -
<b>Permit Expires</b>	7-31-02*
<b>Facility Inspected By</b>	Will County Waste Services Division & Illinois EPA, Des Plaines Regional Office

\*Permit renewal application pending

### Landscape Waste Received (cu. yds): 1999, 2000 & 2001

	Grass cu. yds.	Leaves cu. yds.	Brush cu. yds.
<b>1999</b>	0	0	0
<b>2000</b>	0	0	0
<b>2001</b>	0	0	0

Landscape waste components not itemized

### Total Landscape Waste Received (tons): 1999, 2000 & 2001

<b>1999 tons per year</b>	10,437
<b>2000 tons per year</b>	10,494
<b>2001 tons per year</b>	14,917

Tons per year was estimated by operator

### 2001 Amounts Used/Sold (cubic yards)

	Composted	Chipped/Shredded
<b>Land Reclamation</b>	0	0
<b>Daily Landfill Cover</b>	0	0
<b>Final Landfill Cover</b>	0	0
<b>Landscaping</b>	0	0
<b>Land Application at Agronomic Rates</b>	0	0
<b>Other</b>	0	0
<b>TOTAL</b>	0	0

### Contacts

#### Owner

LaSalle Bank of North America  
2355 S. Arlington Heights Road  
Arlington Heights, IL 60005  
☎ 847-545-5481

#### Operator

Land & Lakes Yard Waste Reclamation Inc.  
123 N. Northwest Highway, P.O. Box 778  
Park Ridge, IL 60068  
☎ 708-720-7028

## LDK Compost\*

<b>County</b>	Lake
<b>Municipality</b>	Lake Bluff
<b>Location</b>	30010 N. Skokie Hwy.
<b>Location</b> ☎	N/A
<b>Hours of operation</b>	Mon. - Fri.: 7 a.m. - 5 p.m.; Sat.: 7 a.m. - noon
<b>Wastes Accepted</b>	Grass, Leaves, Brush
<b>Owner</b>	MBL Development
<b>Operator</b>	LDK Composting Inc.

\*Also known as DK Lenzini Compost Site

### Facility Facts

<b>Identification number</b>	0971250014
<b>Date/Year Open - Date/Year Closed</b>	7-26-89 -
<b>Permit Expires</b>	5-7-07
<b>Facility Inspected By</b>	Lake County Health Dept. & Illinois EPA, Des Plaines Regional Office

Permit renewed on 5-13-02; went inactive in Oct. 2002

### Landscape Waste Received (cu. yds): 1999, 2000 & 2001

	<b>Grass cu. yds.</b>	<b>Leaves cu. yds.</b>	<b>Brush cu. yds.</b>
<b>1999</b>	15,725	32,362	10,676
<b>2000</b>	19,396	27,615	12,104
<b>2001</b>	25,612	27,733	14,482

### Total Landscape Waste Received (tons): 1999, 2000 & 2001

<b>1999 tons per year</b>	14,364
<b>2000 tons per year</b>	15,097
<b>2001 tons per year</b>	17,964

### 2001 Amounts Used/Sold (cubic yards)

	<b>Composted</b>	<b>Chipped/Shredded</b>
<b>Land Reclamation</b>	0	0
<b>Daily Landfill Cover</b>	0	0
<b>Final Landfill Cover</b>	0	0
<b>Landscaping</b>	24,780	0
<b>Land Application at Agronomic Rates</b>	0	0
<b>Other</b>	0	0
<b>TOTAL</b>	24,780	0

### Contacts

#### Owner

MBL Development  
200 Industrial Drive  
Lincolnshire, IL 60069  
☎ 847-634-9561

#### Operator

LDK Composting Inc.  
21 N. Skokie Highway, Suite 105  
Lake Bluff, IL 60044  
☎ 847-234-5499



## River Bend Prairie Compost Facility (Inactive)\*

<b>County</b>	Cook
<b>Municipality</b>	Dolton
<b>Location</b>	801 E. 138th St.
<b>Location ☎</b>	773-264-8508
<b>Hours of operation</b>	N/A
<b>Wastes Accepted</b>	N/A
<b>Owner</b>	Land & Lakes Yard Waste Reclamation Inc.
<b>Operator</b>	Land & Lakes Co.

\*Site not used at this time, but has a valid permit.

### Facility Facts

<b>Identification number</b>	0310690003
<b>Date/Year Open - Date/Year Closed</b>	Never opened -
<b>Permit Expires</b>	2-22-03
<b>Facility Inspected By</b>	Illinois EPA, Des Plaines Regional Office

### Landscape Waste Received (cu. yds): 1999, 2000 & 2001

	<b>Grass cu. yds.</b>	<b>Leaves cu. yds.</b>	<b>Brush cu. yds.</b>
<b>1999</b>	0	0	0
<b>2000</b>	0	0	0
<b>2001</b>	0	0	0

### Total Landscape Waste Received (tons): 1999, 2000 & 2001

<b>1999 tons per year</b>	0
<b>2000 tons per year</b>	0
<b>2001 tons per year</b>	0

### 2001 Amounts Used/Sold (cubic yards)

	<b>Composted</b>	<b>Chipped/Shredded</b>
<b>Land Reclamation</b>	0	0
<b>Daily Landfill Cover</b>	0	0
<b>Final Landfill Cover</b>	0	0
<b>Landscaping</b>	0	0
<b>Land Application at Agronomic Rates</b>	0	0
<b>Other</b>	0	0
<b>TOTAL</b>	0	0

### Contacts

#### Owner

Land & Lakes Yard Waste Reclamation Inc.  
123 N. Northwest Highway, P.O. Box 778  
Park Ridge, IL 60068  
☎ 708-720-7028

#### Operator

Land & Lakes Co.  
123 N. Northwest Highway, P.O. Box 778  
Park Ridge, IL 60068  
☎ 708-720-7028

## Starlight Drive-in Compost Facility

<b>County</b>	Kankakee
<b>Municipality</b>	Kankakee
<b>Location</b>	3200 E. Court Street
<b>Location ☎</b>	N/A
<b>Hours of operation</b>	Mon. – Fri.: 7 a.m. – 3 p.m.
<b>Wastes Accepted</b>	Brush
<b>Owner</b>	City of Kankakee, Public Works
<b>Operator</b>	City of Kankakee, Public Works

### Facility Facts

<b>Identification number</b>	0918045001
<b>Date/Year Open - Date/Year Closed</b>	3-18-98 -
<b>Permit Expires</b>	3-01-03
<b>Facility Inspected By</b>	Kankakee County Health Dept. & Illinois EPA, Des Plaines Regional Office

### Landscape Waste Received (cu. yds): 1999, 2000 & 2001

	Grass cu. yds.	Leaves cu. yds.	Brush cu. yds.
<b>1999</b>	0	0	7,273
<b>2000</b>	0	0	3,261
<b>2001</b>	0	0	8,976

### Total Landscape Waste Received (tons): 1999, 2000 & 2001

<b>1999 tons per year</b>	24
<b>2000 tons per year</b>	11
<b>2001 tons per year</b>	30

### 2001 Amounts Used/Sold (cubic yards)

	Composted	Chipped/Shredded
<b>Land Reclamation</b>	0	0
<b>Daily Landfill Cover</b>	0	0
<b>Final Landfill Cover</b>	0	0
<b>Landscaping</b>	0	2,962
<b>Land Application at Agronomic Rates</b>	0	0
<b>Other</b>	0	0
<b>TOTAL</b>	0	2,962

### Contacts

#### Owner

City of Kankakee, Public Works  
401 W. Oak St.  
Kankakee, IL 60901  
☎ 815-933-0472

#### Operator

City of Kankakee, Public Works  
401 W. Oak St.  
Kankakee, IL 60901  
☎ 815-933-0472

## Thelen Sand & Gravel

<b>County</b>	McHenry
<b>Municipality</b>	Fox Lake
<b>Location</b>	28955 W. Route 173-B
<b>Location ☎</b>	847-395-3313
<b>Hours of operation</b>	Mon. - Fri.: 6 a.m. - 6 p.m.
<b>Wastes Accepted</b>	Grass, Leaves, Brush, Organics
<b>Owner</b>	Thelen Sand & Gravel
<b>Operator</b>	Thelen Sand & Gravel

### Facility Facts

<b>Identification number</b>	1114200001
<b>Date/Year Open - Date/Year Closed</b>	8-2-96 -
<b>Permit Expires</b>	4-1-05
<b>Facility Inspected By</b>	McHenry County Health Dept. & Illinois EPA, Des Plaines Regional Office

### Landscape Waste Received (cu. yds): 1999, 2000 & 2001

	<b>Grass cu. yds.</b>	<b>Leaves cu. yds.</b>	<b>Brush cu. yds.</b>
<b>1999</b>	71,187	55,334	3,725
<b>2000</b>	0	0	15,885
<b>2001</b>	75,807	50,093	11,845

### Total Landscape Waste Received (tons): 1999, 2000 & 2001

<b>1999 tons per year</b>	41,140
<b>2000 tons per year</b>	43,257
<b>2001 tons per year</b>	43,778

### 2001 Amounts Used/Sold (cubic yards)

	<b>Composted</b>	<b>Chipped/Shredded</b>
<b>Land Reclamation</b>	0	0
<b>Daily Landfill Cover</b>	0	0
<b>Final Landfill Cover</b>	0	0
<b>Landscaping</b>	27,476	0
<b>Land Application at Agronomic Rates</b>	0	0
<b>Other</b>	0	0
<b>TOTAL</b>	27,476	0

### Contacts

#### Owner

Thelen Sand & Gravel  
28955 W. Route 173-B  
Antioch, IL 60002  
☎ 847-395-3313

#### Operator

Thelen Sand & Gravel  
28955 W. Route 173-B  
Antioch, IL 60002  
☎ 847-395-3313

## Willow Ranch Composting Facility

<b>County</b>	Will
<b>Municipality</b>	Romeoville
<b>Location</b>	1371 N. Joliet Road
<b>Location ☎</b>	630-739-0398
<b>Hours of operation</b>	Mon. - Fri.: 7 a.m. - 3:30 p.m.
<b>Wastes Accepted</b>	Grass, Leaves, Brush, Tree limbs
<b>Owner</b>	LaSalle Bank of North America
<b>Operator</b>	Land & Lakes Yard Waste Reclamation Inc.

### Facility Facts

<b>Identification number</b>	1970100001
<b>Date/Year Open - Date/Year Closed</b>	7-28-89 -
<b>Permit Expires</b>	7-31-02*
<b>Facility Inspected By</b>	Will County Waste Services Division & Illinois EPA, Des Plaines Regional Office

\*Permit renewal application pending

### Landscape Waste Received (cu. yds): 1999, 2000 & 2001

	<b>Grass cu. yds.</b>	<b>Leaves cu. yds.</b>	<b>Brush cu. yds.</b>
<b>1999</b>	0	0	0
<b>2000</b>	0	0	0
<b>2001</b>	0	0	0

\*Landscape waste components not itemized

### Total Landscape Waste Received (tons): 1999, 2000 & 2001

<b>1999 tons per year</b>	15,655
<b>2000 tons per year</b>	15,742
<b>2001 tons per year</b>	14,917

Tons per year was estimated by operator

### 2001 Amounts Used/Sold (cubic yards)

	<b>Composted</b>	<b>Chipped/Shredded</b>
<b>Land Reclamation</b>	0	0
<b>Daily Landfill Cover</b>	0	0
<b>Final Landfill Cover</b>	0	0
<b>Landscaping</b>	4,828	92
<b>Land Application at Agronomic Rates</b>	0	0
<b>Other</b>	0	1
<b>TOTAL</b>	4,828	93

\*Chipped/shredded landscaping mulch was not manufactured on-site but purchased for resale. Other chipped/shredded is wood chips.

### Contacts

#### Owner

LaSalle Bank of North America  
2355 S. Arlington Heights Road  
Arlington Heights, IL 60005  
☎ 847-545-5481

#### Operator

Land & Lakes Yard Waste Reclamation Inc.  
123 N. Northwest Highway, P.O. Box 778  
Park Ridge, IL 60068  
☎ 708-720-7028

## Winnetka Municipal Compost Facility (Now Closed)\*

<b>County</b>	Cook
<b>Municipality</b>	Winnetka
<b>Location</b>	1390 Willow Road
<b>Location ☎</b>	847-234-5499
<b>Hours of operation</b>	Mon. - Fri.: 7 a.m. - 3:30 p.m.
<b>Wastes Accepted</b>	Grass, Leaves, Brush
<b>Owner</b>	Village of Winnetka
<b>Operator</b>	DK Recycling Systems Inc.

\*Closed as of 4-1-01

### Facility Facts

<b>Identification number</b>	0313330001
<b>Date/Year Open - Date/Year Closed</b>	2-26-90 - 4-1-01
<b>Permit Expires</b>	10-31-02
<b>Facility Inspected By</b>	Illinois EPA, Des Plaines Regional Office

### Landscape Waste Received (cu. yds): 1999, 2000 & 2001

	<b>Grass cu. yds.</b>	<b>Leaves cu. yds.</b>	<b>Brush cu. yds.</b>
<b>1999</b>	1,987	15,007	1,390
<b>2000</b>	2,042	14,654	1,240
<b>2001</b>	0	154	154

### Total Landscape Waste Received (tons): 1999, 2000 & 2001

<b>1999 tons per year</b>	4,005
<b>2000 tons per year</b>	3,934
<b>2001 tons per year</b>	54

### 2001 Amounts Used/Sold (cubic yards)

	<b>Composted</b>	<b>Chipped/Shredded</b>
<b>Land Reclamation</b>	0	0
<b>Daily Landfill Cover</b>	0	0
<b>Final Landfill Cover</b>	0	0
<b>Landscaping</b>	109	0
<b>Land Application at Agronomic Rates</b>	0	0
<b>Other</b>	0	0
<b>TOTAL</b>	109	0

### Contacts

#### Owner

Village of Winnetka  
510 Green Bay Road  
Winnetka, IL 60093  
☎ 847-501-6000 x126

#### Operator

DK Recycling Systems Inc.  
21 N. Skokie Highway, Suite 105  
Lake Bluff, IL 60044  
☎ 847-234-5499

This page intentionally left blank.

## Region Three: Peoria/Quad Cities

# Landfills Transfer Stations Compost Facilities



*The state's largest landfill, Spoon Ridge Landfill, Fairview has 130.5 million cubic yards of potential capacity, 10 percent of the State's total*

This page intentionally left blank.

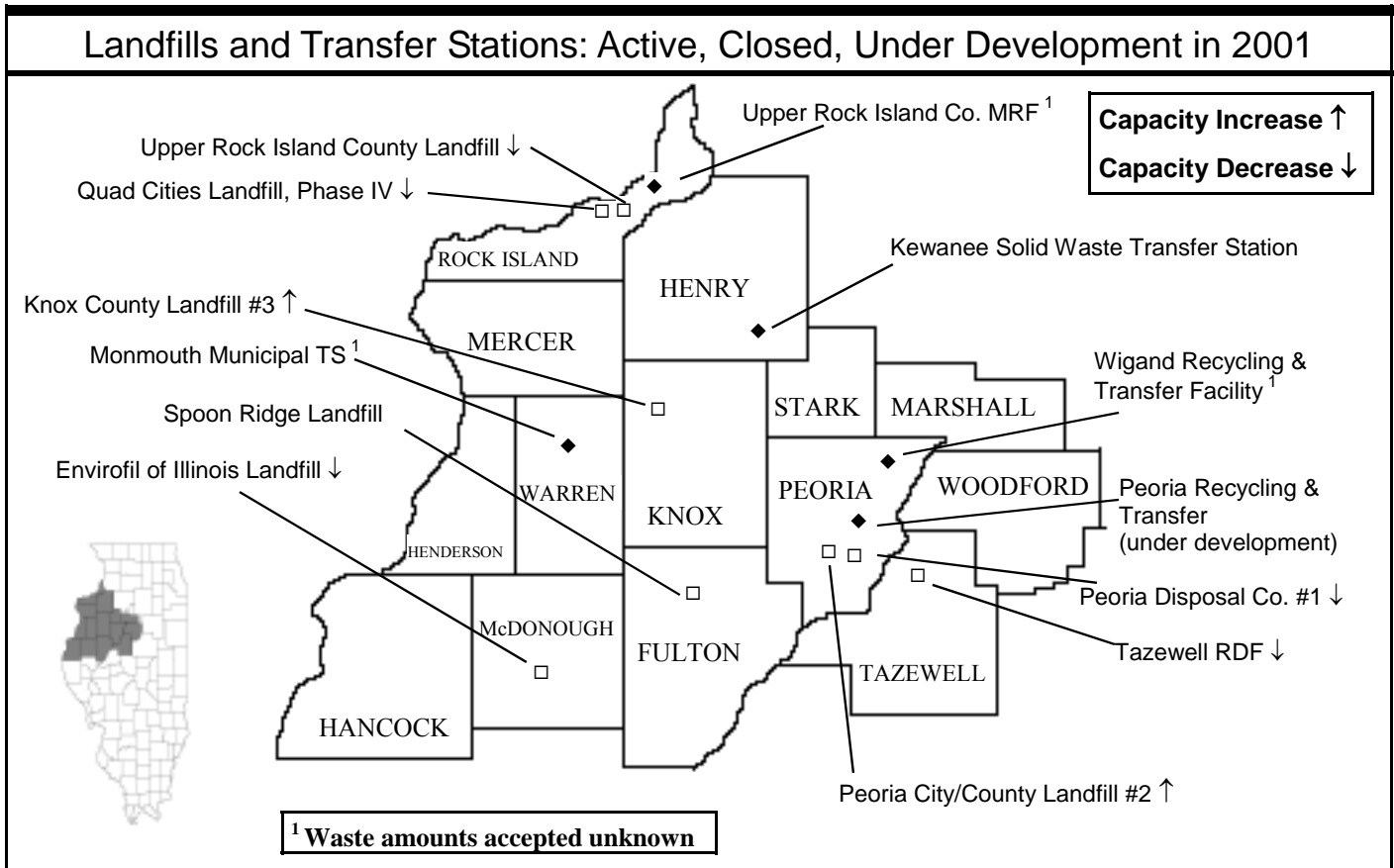
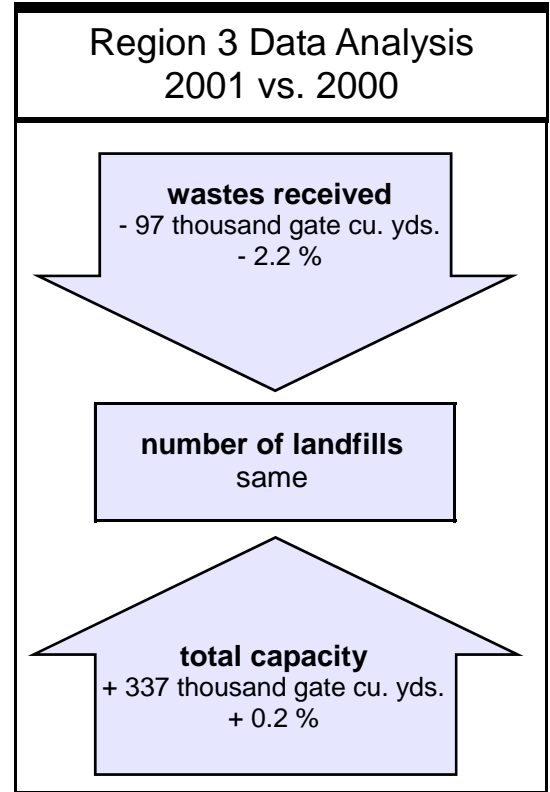


**L**ANDFILLS IN REGION THREE ACCOUNTED FOR 25.1 PERCENT OF the more than 717.3 million gate cubic yards of capacity statewide on Jan. 1, 2002, the highest in the state. The region's facilities reported 180.1 million gate cubic yards, or less than one percent more than last year's total of 179.7 million gate cubic yards. Landfill capacity statewide decreased 3.5 percent.

The State's largest landfill, Spoon Ridge Landfill in Fairview, housed 72 percent of the capacity in the region, translating to 10 percent of the capacity in the State. This landfill received a development permit for an expansion in December of 1997, yet reduced the amount of waste accepted drastically since June 1998. It ranked 52<sup>nd</sup> in terms of wastes received in 2001, yet number one in the State in terms of remaining capacity. Solid waste planners say rail access would be necessary to improve waste receipts at this site.

**Certified capacity is not always "available"**

In the case of Spoon Ridge Landfill and Sangamon Valley Landfill in Region 5, the amount of capacity at their site(s), was unavailable to waste haulers in 2001. Some landfills, for business reasons, close their gates. In other cases, new owners have bought transfer stations and transferred waste to landfills owned by their company which are drawing near to closure.



<b>Counties</b>	<b>14</b>
<b>Area (square miles)</b>	<b>8,170</b>
<b>Population (est.)</b>	<b>760,096</b>
<b>Landfill life expectancy</b>	
<b>Years remaining</b>	<b>41 ♦</b>
<b>Landfills</b>	
<b>Active in 2001</b>	<b>8</b>
<b>Expansion in 2001</b>	<b>1</b>
<b>Open after 2002</b>	<b>8</b>
<b>Transfer Stations Under Development</b>	
<b>in 2001</b>	<b>1</b>
<b>Active in 2001</b>	<b>4</b>
<b>Compost facilities</b>	
<b>Active in 2001</b>	<b>5</b>
♦Total remaining capacity (from table below) divided by total wastes accepted. Tells how long the region may be served by local landfills at current disposal rates, barring capacity adjustments, until capacity is depleted.	

Sangamon Valley Landfill's new owners, Allied Waste are in the process of remedying violations to the Illinois Environmental Protection Act and state regulations under its prior owner prior to re-opening. They will cease accepting waste until 2003 until such problems can be solved to the satisfaction of local and state inspectors and legal counsel.

Be assured that only those sites which are permitted by this Agency to operate are accepting waste at any given time.

### Knox County Landfill #3 expansion

Knox County Landfill #3 reported a 3.5 million in-place cubic yard expansion as of Jan. 1, 2002 which was allowed on Nov. 21, 2001 by permit modification #14. Its new capacity makes it number 26 in the state.

This landfill is one of the three facilities still publicly operated in the State. The others are City of Salem and City of Freeport (the later was reaching closure in late 2000).

All of the other active landfills expect to remain open after 2002.

### Waste disposed decreased slightly

In Region 3, the amount of waste received in 2001 by eight landfills was only 97 thousand gate cubic yards less than that which was received a year earlier.

Tazewell RDF and Upper Rock Island Co. Landfill ranked in the top 20 (13<sup>th</sup> and 17<sup>th</sup> respectively) of the State's landfills in terms of waste disposed in 2001.

Landfills: Wastes Accepted 2001; Remaining Capacities Jan. 1, 2002									
	Municipality	County	Wastes		Capacity		Disp. Area Acres	Close Year	
			Cu. Yds.	Rank <sup>1</sup>	Cu. Yds.	Rank <sup>2</sup>			
Envirofil of Illinois Landfill ♦	Macomb	McDonough	319,198	34	983,000	40	53.08	2004	
Knox County Landfill #3 ♦ <sup>3</sup>	Oneida	Knox	403,940	30	6,347,000	26	42	2017	
Peoria City/County Landfill #2	Brimfield	Peoria	596,710	26	10,651,000	19	60	2019	
Peoria Disposal Co. #1 ♦	Peoria	Peoria	122,579	48	710,000	42	74	2007	
Quad Cities Landfill, Phase IV ♦ <sup>4</sup>	Milan	Rock Island	856,695	21	11,831,000	17	67.76	2015	
Spoon Ridge Landfill ♦	Fairview	Fulton	19	52	130,465,000	1	372	2046	
Tazewell Recyc. and Disp. Facility	East Peoria	Tazewell	1,117,858	13	2,400,000	34	42	2004	
Upper Rock Island County Landfill ♦	East Moline	Rock Island	940,298	17	16,677,000	13	96.8	2019	
<b>Total</b>			<b>4,357,297</b>		<b>180,064,000</b>				

♦Six landfills accepted out-of-state wastes during 2001 totaling 913,391 gate cubic yards, or 21% of the region's total.  
<sup>1</sup> Standing among 52 landfills that accepted wastes during 2001.  
<sup>2</sup> Standing among 52 landfills that reported capacity as of Jan. 1, 2002.  
<sup>3</sup> Included in capacity figure is a 3.5 million in-place cubic yard expansion approved on 11-21-01.  
<sup>4</sup> New owner/operator as of 9-29-00.

## Hazardous waste landfills

PDC's 74-acre facility in Peoria is unique: It was one of the state's two active, commercial hazardous waste landfills in 2001. (CID Recycling and Disposal Facility #4, in Chicago, also holds a permit to accept hazardous waste.) PDC #2 accepted waste from nine other states and Illinois in 2001.

## Spoon Ridge Landfill's capacity not available

The Agency granted Spoon Ridge Landfill, near Fairview, a permit in December 1997, that would allow the facility's owner and operator to expand the disposal area from 80 to 372 acres total landfill area from 995 to 1,038 acres, and raise peak elevation from 813.5 to 915 feet. With a design capacity of 84.6 million airspace cubic yards, the facility has become the state's largest landfill.

Six months later, the owners made an abrupt change when plans were announced to temporarily close Spoon Ridge on June 30, 1998, as part of a nationwide effort to cut costs. The landfills owners said, in published reports, they would use the time to continue developing transfer stations and securing waste contracts that will eventually allow wastes from greater Chicago area and southeastern Wisconsin to be transported to Spoon Ridge.

## Delegated inspections performed in Tazewell County

The Illinois EPA has delegated inspection authority to Tazewell County Health Department for duties usually performed by the Agency's field office, such as investigating all reports of open dumping and other land pollution incidents, and for inspecting the county's one active landfill and one compost facility.

## Transfer station activity relatively unknown. . .

One municipally owned and operated transfer station handled almost 8,500 gate tons of waste, a negligible amount compared to the municipal solid wastes landfilled in the region during 2001. Amounts are under represented, because three transfer stations did not voluntarily report. Peoria Recycling and Transfer is under development in Peoria, but has not yet received a permit to operate.

## Questions and Complaints

Illinois EPA Region Three field office personnel investigate reports of suspected illegal waste disposal, and inspect the region's landfills, transfer stations and compost facilities, except in **Tazewell County**, where joint responsibility has been delegated to a local authority.

Questions or complaints concerning pollution control facilities, open dumping or other incidents should be directed to the office having jurisdiction over the site:

**Illinois EPA**  
**7620 N. University, Suite 201**  
**Peoria, IL 61614**  
**Phone: 309-693-5462**  
**Fax: 309-693-5324**

**Tazewell County Health Department**  
**21306 Illinois Route 9**  
**Tremont, IL 61568-9252**  
**Phone: 309-477-2223 Ext. 221**  
**Fax: 309-925-4381**

## Transfer Stations: Wastes Handled 2001

	Municipality	County	Tons
	Kewanee	Henry	8,500
	Monmouth Municipal <sup>1</sup>	Warren	0
	Peoria Recycl. & Trans. <sup>2</sup>	Peoria	0
	Upper Rock Isl. Co. MRF <sup>1</sup>	Rock Island	0
	Wigand Recycl. & Trans. <sup>1</sup>	Peoria	0
	<b>Total</b>		<b>8,500</b>

<sup>1</sup> Active, but waste amounts accepted unknown

<sup>2</sup> Dev. permit issued 7-26-00.

## Municipal Waste Management Plans

The Solid Waste Planning and Recycling Act requires all Illinois counties and the city of Chicago to develop, adopt and implement 20-year municipal waste management plans.

Plans include programs and recommendations to achieve solid waste management goals, which typically include waste reduction, recycling, incineration and landfilling as program options.

The law requires each plan to include a program designed to recycle 15 percent of municipal wastes by the end of the third year of the program and 25 percent of municipal wastes by the end of the fifth year, depending upon the availability of markets.

Every five years each plan must identify changes in planning areas, evaluate progress in plan implementation and, if necessary, revise plan recommendations and goals. The county also has the option of updating its solid waste generation rate. The plan is then submitted to the Illinois EPA for review and comment.

Five year plan updates have been adopted by Fulton, Henderson, Henry, Knox, Marshall, McDonough, Mercer, Peoria, Rock Island, Stark, Tazewell, Warren and Woodford counties. Ten year plan updates have been adopted by Peoria, Rock Island and Tazewell counties.

Questions concerning these plans and their availability should be directed to the appropriate local administrators listed in Appendix K of this report.

**Details concerning Region Three landfills, transfer stations, and compost facilities follow on pages R3.5 through R3.22.**

## ... but composting increased 46 percent

Five of the region's compost facilities processed more than 17,500 gate tons of landscape wastes during 2001, a 46 percent increase from 2000. New operator at Peoria City/County Landfill #1 increased landscape waste amount accepted by 6,700 tons.

### Compost Facilities: Wastes Accepted 2001

	Municipality	County	Tons	
	Knox County Landfill	Wataga	Knox	3,287
	Monmouth Municipal	Monmouth	Warren	2,323
	Pekin Composting	Pekin	Tazewell	2,246
	Peoria City/Co. LF #1	Brimfield	Peoria	7,732
	Upper Rock Island County	East Moline	Rock Island	1,923
	<b>Total</b>			<b>17,511</b>

## Recycling rates range from 1.8 to 31.9 percent

While the Agency does not regulate recycling, it does survey recycling coordinators statewide. Those in Region Three reported recycling rates ranging from 1.8 to 31.9 percent. The regional recycling rate of 23 percent is viewed as the average rate for 2001. Only two counties did not report new data for 2001. ♦

### Municipal Wastes Recycled

County	Estimated Population	Waste Generated		Waste Recycled	
		Tons	PCD	Tons	Percent
Fulton	38,250	25,870	3.7	3,334	12.9
Hancock	21,146	15,602	4.0	280	1.8
Henderson <sup>1&amp;2</sup>	8,213	7,494	5.0	1,888	25.2
Henry <sup>1&amp;2</sup>	51,020	32,722	3.5	2,557	7.8
Knox <sup>1&amp;2</sup>	55,836	50,368	4.9	12,180	24.2
Marshall <sup>1</sup>	13,180	9,621	4.0	1,916	19.9
McDonough <sup>1</sup>	34,086	32,707	5.3	2,522	7.7
Mercer <sup>1</sup>	17,444	5,717	1.8	602	10.5
Peoria <sup>2</sup>	183,443	320,672	9.6	102,179	31.9
Rock Island	148,379	219,882	8.1	42,001	19.1
Stark <sup>1</sup>	6,332	3,467	3.0	394	11.4
Tazewell	128,521	148,936	6.3	38,019	25.5
Warren <sup>1</sup>	18,777	17,949	5.2	5,457	30.4
Woodford	35,469	39,486	6.1	901	2.3
<b>Totals</b>	<b>760,096</b>	<b>930,493</b>	<b>6.7</b>	<b>214,230</b>	<b>23.0%</b> <sup>3</sup>

<sup>1</sup> Has residential recycling ordinance.

<sup>2</sup> Has commercial recycling ordinance.

<sup>3</sup> Regional average.

## Envirofil of Illinois Landfill

<b>County</b>	McDonough
<b>Municipality</b>	Macomb
<b>Location</b>	13998 E. 1400th St.
<b>Location ☎</b>	309-833-4779
<b>Hours of operation</b>	Mon.-Fri.: 7 a.m. - 4 p.m.; Sat.: 8 a.m. - 11:30 a.m.
<b>Wastes accepted</b>	Municipal, nonhazardous special
<b>Tipping fee</b>	\$26 per ton
<b>Owner</b>	Waste Management of Illinois Inc.**
<b>Operator</b>	Waste Management of Illinois Inc.**

### Facility Facts

<b>Identification number</b>	1098100003
<b>Design capacity, airspace cu.yds.</b>	1,751,040
<b>Total permitted landfill area, acres</b>	156.1
<b>Permitted disposal area, acres</b>	53.08*
<b>Highest permitted elevation, feet (msl)</b>	744
<b>Leachate monitoring stations</b>	9
<b>Groundwater monitoring wells</b>	23
<b>Methane collection system</b>	Utility landfill gas flare
<b>Years remaining, estimated by landfill</b>	3
<b>Date/year to open X date/year to close</b>	1974 - 2004

\*Mod. #6 approved expansion of the facility boundary to include the 80.44 ac. parcel north of the disposal area; lateral expansion's footprint is 11.4 ac.

### Wastes Received: 1999, 2000, 2001

	TOTAL WASTES ACCEPTED			OUT-OF-STATE WASTES ACCEPTED		
	gate cu. yds	tons	tons/day	gate cu/yds.	tons	% of total
<b>1999</b>	348,857	105,714	407	2,723	825	1
<b>2000</b>	409,237	124,011	477	1,021	309	0
<b>2001</b>	319,198	96,727	372	1,434	435	0
1999 State of Origin: Illinois, Iowa		2000 State of Origin: Illinois, Iowa		2001 State of Origin: Illinois, Iowa		

### Remaining Capacities: Jan. 1, 2001 and Jan. 1, 2002

<b>2001 certified gate cu. yds. (tons)</b>	1,361,000	( 412,000)
<b>2002 certified gate cu. yds. (tons)</b>	983,000	( 298,000)

### Audits and Inspections

<b>Solid Waste Mgt. Fees paid in 2001</b>	\$83,042
<b>Last audited by Illinois EPA</b>	4-18-00, 5-22-01& 4-4-02
<b>Facility inspected by</b>	Illinois EPA, Peoria Regional Office

### Contacts

Owner	Operator
Waste Management of Illinois Inc.** 13998 E. 1400th St., P.O. Box 375 Macomb, IL 61455 Contact: Dan Erni ☎ 309-833-4779	Waste Management of Illinois Inc.** 13998 E. 1400th St., P.O. Box 375 Macomb, IL 61455 Contact: Dan Erni ☎ 309-833-4779

\*\*A subsidiary of Waste Management Inc. Midwest, 1001 Fannin, Suite 4000, Houston, TX 77002 \* 713-512-6200

## Knox County Landfill #3

<b>County</b>	Knox
<b>Municipality</b>	Oneida
<b>Location</b>	996 Knox Road 2150 East
<b>Location ☎</b>	309-343-3121
<b>Hours of operation</b>	Mon.-Fri.: 8 a.m. - 4 p.m.; Sat.: 8 a.m. - noon
<b>Wastes accepted</b>	Municipal, nonhazardous special, C & D debris
<b>Tipping fee</b>	\$22.50 per ton
<b>Owner</b>	Knox County Landfill Committee
<b>Operator</b>	Knox County Landfill #3

### Facility Facts

<b>Identification number</b>	0958160003
<b>Design capacity, airspace cu.yds.</b>	1,800,000
<b>Total permitted landfill area, acres</b>	139.7
<b>Permitted disposal area, acres</b>	42
<b>Highest permitted elevation, feet (msl)</b>	845
<b>Leachate monitoring stations</b>	1
<b>Groundwater monitoring wells</b>	8
<b>Methane collection system</b>	Under development
<b>Years remaining, estimated by landfill</b>	16
<b>Date/year to open X date/year to close</b>	1982 - 2017

### Wastes Received: 1999, 2000, 2001

	TOTAL WASTES ACCEPTED			OUT-OF-STATE WASTES ACCEPTED		
	gate cu. yds	tons	tons/day	gate cu/yds.	tons	% of total
<b>1999</b>	273,827	82,978	319	211	64	0
<b>2000</b>	268,560	81,382	313	1,317	399	0
<b>2001</b>	403,940	122,406	471	656	199	0
1999 State of Origin: Illinois, Iowa    2000 State of Origin: Illinois, Iowa    2001 State of Origin: Illinois, Iowa						

### Remaining Capacities: Jan. 1, 2001 and Jan. 1, 2002

<b>2001 certified gate cu. yds. (tons)</b>	1,806,000	( 547,000)
<b>2002 certified gate cu. yds. (tons)</b>	6,347,000	(1,923,000)
Included in 1-1-02 capacity is 3.5 million in-place cu. yds. expansion allowed on 11-21-01 by Permit Modification #14 (2000-300-LF)		

### Audits and Inspections

<b>Solid Waste Mgt. Fees paid in 2001</b>	\$109,159
<b>Last audited by Illinois EPA</b>	4-24-00, 4-24-01 & 3-27-02
<b>Facility inspected by</b>	Illinois EPA, Peoria Regional Office

### Contacts

#### Owner

Knox County Landfill Committee  
 Knox County Courthouse  
 Galesburg, IL 61401  
 Contact: Larry Larson  
 ☎ 309-341-0901

#### Operator

Knox County Landfill #3  
 P.O. Box 407  
 Wataga, IL 61448  
 Contact: Thomas Wagher  
 ☎ 309-375-6795

## Peoria City/County Landfill #2

<b>County</b>	Peoria
<b>Municipality</b>	Brimfield
<b>Location</b>	11501 W. Cottonwood Road
<b>Location ☎</b>	309-565-4282
<b>Hours of operation</b>	Mon.-Sat.: 5 a.m. - 6 p.m.
<b>Wastes accepted</b>	Municipal, nonhazardous special
<b>Tipping fee</b>	\$28.50 per ton
<b>Owner</b>	Joint Solid Waste Disposal Board, City and County
<b>Operator</b>	Waste Management of Illinois Inc.**

### Facility Facts

<b>Identification number</b>	1438165003
<b>Design capacity, airspace cu.yds.</b>	7,477,800
<b>Total permitted landfill area, acres</b>	99.6
<b>Permitted disposal area, acres</b>	60
<b>Highest permitted elevation, feet (msl)</b>	782
<b>Leachate monitoring stations</b>	2
<b>Groundwater monitoring wells</b>	9
<b>Methane collection system</b>	None
<b>Years remaining, estimated by landfill</b>	18
<b>Date/year to open X date/year to close</b>	3-9-98 - 2019

### Wastes Received: 1999, 2000, 2001

	TOTAL WASTES ACCEPTED			OUT-OF-STATE WASTES ACCEPTED		
	gate cu. yds	tons	tons/day	gate cu/yds.	tons	% of total
<b>1999</b>	523,912	158,761	611	0	0	0
<b>2000</b>	529,518	160,460	617	0	0	0
<b>2001</b>	596,710	180,821	695	0	0	0
1999 State of Origin: Illinois only    2000 State of Origin: Illinois only    2001 State of Origin: Illinois only						

### Remaining Capacities: Jan. 1, 2001 and Jan. 1, 2002

<b>2001 certified gate cu. yds. (tons)</b>	10,576,000	(3,205,000)
<b>2002 certified gate cu. yds. (tons)</b>	10,651,000	(3,228,000)

### Audits and Inspections

<b>Solid Waste Mgt. Fees paid in 2001</b>	\$208,373
<b>Last audited by Illinois EPA</b>	3-14-00, 5-1-01 & 5-28-02
<b>Facility inspected by</b>	Illinois EPA, Peoria Regional Office

### Contacts

#### Owner

Joint Solid Waste Disposal Board, City and County of Peoria  
419 Fulton St., Room 307  
Peoria, IL 61602  
Contact: Stephen Van Winkle  
☎ 309-494-8800

#### Operator

Waste Management of Illinois Inc.\*\*  
11501 W. Cottonwood Road  
Brimfield, IL 61517  
Contact: Steve Harenberg  
☎ 309-565-4282

\*\*A subsidiary of Waste Management Inc. Midwest, 1001 Fannin, Suite 4000, Houston, TX 77002 \* 713-512-6200

# Peoria Disposal Co. #1

<b>County</b>	Peoria
<b>Municipality</b>	Peoria
<b>Location</b>	4349 W. Southport Road
<b>Location ☎</b>	309-674-4238
<b>Hours of operation</b>	Mon.-Fri.: 7 a.m. - 3:30 p.m.
<b>Wastes accepted</b>	Nonhazardous special, hazardous*
<b>Tipping fee</b>	\$100 per ton
<b>Owner</b>	Peoria Disposal Co.
<b>Operator</b>	Peoria Disposal Co.

\*Holds permit to accept hazardous waste.

## Facility Facts

<b>Identification number</b>	1438120003
<b>Design capacity, airspace cu.yds.</b>	1,847,000
<b>Total permitted landfill area, acres</b>	90
<b>Permitted disposal area, acres</b>	74
<b>Highest permitted elevation, feet (msl)</b>	670
<b>Leachate monitoring stations</b>	9
<b>Groundwater monitoring wells</b>	26
<b>Methane collection system</b>	None
<b>Years remaining, estimated by landfill</b>	6
<b>Date/year to open X date/year to close</b>	1979 - 2007

## Wastes Received: 1999, 2000, 2001

	TOTAL WASTES ACCEPTED			OUT-OF-STATE WASTES ACCEPTED		
	gate cu. yds	tons	tons/day	gate cu/yds.	tons	% of total
<b>1999</b>	148,316	44,944	173	71,888	21,784	48
<b>2000</b>	157,408	47,699	183	68,293	20,695	43
<b>2001</b>	122,579	37,145	143	53,930	16,342	44

1999 State of Origin: Alabama, Arkansas, Illinois, Indiana, Iowa, Kansas, Kentucky, Minnesota, Missouri, Nebraska, Ohio, Tennessee, Wisconsin 2000 State of Origin: Arkansas, Illinois, Indiana, Iowa, Kansas, Kentucky, Minnesota, Missouri, Nebraska, Tennessee, Wisconsin 2001 State of Origin: Arkansas, Illinois, Indiana, Iowa, Kentucky, Minnesota, Missouri, Nebraska, Tennessee, Wisconsin

## Remaining Capacities: Jan. 1, 2001 and Jan. 1, 2002

<b>2001 certified gate cu. yds. (tons)</b>	1,074,000	( 325,000)
<b>2002 certified gate cu. yds. (tons)</b>	710,000	( 215,000)

## Audits and Inspections

<b>Solid Waste Mgt. Fees paid in 2001</b>	\$3,450
<b>Last audited by Illinois EPA</b>	8-29-00, 9-4-01 & 8-20-02
<b>Facility inspected by</b>	Illinois EPA, Peoria Regional Office

## Contacts

Owner	Operator
Peoria Disposal Co. 4700 N. Sterling Ave. Peoria, IL 61615 Contact: Ron L. Edwards ☎ 309-676-4893	Peoria Disposal Co. 4700 N. Sterling Ave. Peoria, IL 61615 Contact: Ron L. Edwards ☎ 309-676-4893



## Quad Cities Landfill, Phase IV

<b>County</b>	Rock Island
<b>Municipality</b>	Milan
<b>Location</b>	13606 Knoxville Road
<b>Location ☎</b>	309-787-2303
<b>Hours of operation</b>	Mon.-Fri.: 7 a.m. - 4 p.m.; Sat.: 7 a.m. - noon
<b>Wastes accepted</b>	Municipal, nonhazardous special
<b>Tipping fee</b>	\$8 per cubic yard
<b>Owner</b>	Millennium Waste Inc.
<b>Operator</b>	Millennium Waste Inc.

### Facility Facts

<b>Identification number</b>	1610400018
<b>Design capacity, airspace cu.yds.</b>	7,544,900
<b>Total permitted landfill area, acres</b>	142.21
<b>Permitted disposal area, acres</b>	67.76
<b>Highest permitted elevation, feet (msl)</b>	825
<b>Leachate monitoring stations</b>	3
<b>Groundwater monitoring wells</b>	20
<b>Methane collection system</b>	Gas-to-energy
<b>Years remaining, estimated by landfill</b>	14
<b>Date/year to open X date/year to close</b>	1983 - 2015

### Wastes Received: 1999, 2000, 2001

	TOTAL WASTES ACCEPTED			OUT-OF-STATE WASTES ACCEPTED		
	gate cu. yds	tons	tons/day	gate cu./yds.	tons	% of total
<b>1999</b>	886,834	268,738	1,034	477,282	144,631	54
<b>2000</b>	819,814	248,428	955	454,767	137,808	55
<b>2001</b>	856,695	259,605	998	493,370	149,506	58

1999 State of Origin: Illinois, Iowa, Minnesota, Wisconsin    2000 State of Origin: Illinois, Iowa, Wisconsin    2001 State of Origin: Illinois, Iowa, Wisconsin

### Remaining Capacities: Jan. 1, 2001 and Jan. 1, 2002

<b>2001 certified gate cu. yds. (tons)</b>	12,150,000	(3,682,000)
<b>2002 certified gate cu. yds. (tons)</b>	11,831,000	(3,585,000)

### Audits and Inspections

<b>Solid Waste Mgt. Fees paid in 2001</b>	\$193,724
<b>Last audited by Illinois EPA</b>	11-27-00, 8-6-01 & 7-15-02
<b>Facility inspected by</b>	Illinois EPA, Peoria Regional Office

### Contacts

Owner	Operator
Millennium Waste Inc. 13606 Knoxville Road Milan, IL 61264 Contact: Dominic Remmes ☎ 309-787-2303	Millennium Waste Inc. 13606 Knoxville Road Milan, IL 61264 Contact: Dominic Remmes ☎ 309-787-2303

## Spoon Ridge Landfill

<b>County</b>	Fulton
<b>Municipality</b>	Fairview
<b>Location</b>	Route 1, Highway 97 North
<b>Location ☎</b>	309-778-2787
<b>Hours of operation</b>	N/A
<b>Wastes accepted</b>	N/A
<b>Tipping fee</b>	N/A
<b>Owner</b>	BFI Waste Systems of North America Inc.**
<b>Operator</b>	BFI Waste Systems of North America Inc.**

### Facility Facts

<b>Identification number</b>	0578080002
<b>Design capacity, airspace cu.yds.</b>	84,620,000
<b>Total permitted landfill area, acres</b>	N/A
<b>Permitted disposal area, acres</b>	372
<b>Highest permitted elevation, feet (msl)</b>	915
<b>Leachate monitoring stations</b>	19
<b>Groundwater monitoring wells</b>	32
<b>Methane collection system</b>	None
<b>Years remaining, estimated by landfill</b>	43*
<b>Date/year to open X date/year to close</b>	5-31-93 - 2046

\*The site is operating in a diminished capacity, due to unfavorable market conditions. Upon re-opening, the waste volume could be three million cu. yds. per year.

### Wastes Received: 1999, 2000, 2001

	TOTAL WASTES ACCEPTED			OUT-OF-STATE WASTES ACCEPTED		
	gate cu. yds	tons	tons/day	gate cu/yds.	tons	% of total
<b>1999</b>	5	2	0	5	2	100
<b>2000</b>	10	3	0	0	0	0
<b>2001</b>	19	6	0	19	6	100

1999 State of Origin: Indiana    2000 State of Origin: Illinois only    2001 State of Origin: Iowa

### Remaining Capacities: Jan. 1, 2001 and Jan. 1, 2002

<b>2001 certified gate cu. yds. (tons)</b>	130,465,000	(39,535,000)
<b>2002 certified gate cu. yds. (tons)</b>	130,465,000	(39,535,000)

### Audits and Inspections

<b>Solid Waste Mgt. Fees paid in 2001</b>	\$0
<b>Last audited by Illinois EPA</b>	None
<b>Facility inspected by</b>	Illinois EPA, Peoria Regional Office

Only active landfills are audited.

### Contacts

Owner	Operator
BFI Waste Systems of North America Inc.** Route 1, Highway 97 North Fairview, IL 61432 Contact: Drew Bergenthal ☎ 309-778-2787 or 708-824-3073	BFI Waste Systems of North America Inc.** Route 1, Highway 97 North Fairview, IL 61432 Contact: Drew Bergenthal ☎ 309-778-2787 or 708-824-3073

\*\*A subsidiary of Allied Waste Industries Inc., 15880 N. Greenway-Hayden Loop, Suite 100, Scottsdale, AZ 85260 \* 480-627-2700. Regional Office: 1370 S. Kostner, Crestwood, IL 60445 \* 708-824-3060

## Tazewell Recycling and Disposal Facility

<b>County</b>	Tazewell
<b>Municipality</b>	East Peoria
<b>Location</b>	3550 E. Washington St.
<b>Location ☎</b>	309-694-0295
<b>Hours of operation</b>	Mon.-Sat.: 5 a.m. - 6 p.m.
<b>Wastes accepted</b>	Municipal, nonhazardous special, liquids for solidification
<b>Tipping fee</b>	\$30.50 per ton
<b>Owner</b>	Waste Management of Illinois Inc.**
<b>Operator</b>	Waste Management of Illinois Inc.**

### Facility Facts

<b>Identification number</b>	1798060004
<b>Design capacity, airspace cu.yds.</b>	7,454,878
<b>Total permitted landfill area, acres</b>	110
<b>Permitted disposal area, acres</b>	42
<b>Highest permitted elevation, feet (msl)</b>	764.8
<b>Leachate monitoring stations</b>	2
<b>Groundwater monitoring wells</b>	20
<b>Methane collection system</b>	Gas-to-energy
<b>Years remaining, estimated by landfill</b>	2
<b>Date/year to open X date/year to close</b>	1975 - 2004

### Wastes Received: 1999, 2000, 2001

	TOTAL WASTES ACCEPTED			OUT-OF-STATE WASTES ACCEPTED		
	gate cu. yds	tons	tons/day	gate cu/yds.	tons	% of total
<b>1999</b>	1,159,587	351,390	1,352	0	0	0
<b>2000</b>	1,190,980	360,903	1,388	0	0	0
<b>2001</b>	1,117,858	338,745	1,303	0	0	0
1999 State of Origin: Illinois only    2000 State of Origin: Illinois only    2001 State of Origin: Illinois only						

### Remaining Capacities: Jan. 1, 2001 and Jan. 1, 2002

<b>2001 certified gate cu. yds. (tons)</b>	3,601,000	(1,091,000)
<b>2002 certified gate cu. yds. (tons)</b>	2,400,000	( 727,000)

### Audits and Inspections

<b>Solid Waste Mgt. Fees paid in 2001</b>	\$248,543
<b>Last audited by Illinois EPA</b>	4-4-00, 7-17-01 & 5-9-02
<b>Facility inspected by</b>	Tazewell County Health Department & Illinois EPA, Peoria Regional Office

### Contacts

Owner	Operator
Waste Management of Illinois Inc.** 3550 E. Washington St. East Peoria, IL 61611 Contact: Steve Harenberg ☎ 309-694-0295	Waste Management of Illinois Inc.** 3550 E. Washington St. East Peoria, IL 61611 Contact: Steve Harenberg ☎ 309-694-0295

\*\*A subsidiary of Waste Management Inc. Midwest, 1001 Fannin, Suite 4000, Houston, TX 77002 \* 713-512-6200

## Upper Rock Island County Landfill

<b>County</b>	Rock Island
<b>Municipality</b>	East Moline
<b>Location</b>	17201 20th Ave. North
<b>Location ☎</b>	309-496-2396
<b>Hours of operation</b>	Mon.-Fri.: 7 a.m. - 4 p.m.; Sat.: 7 a.m. - noon
<b>Wastes accepted</b>	Municipal, nonhazardous special
<b>Tipping fee</b>	\$22 per ton
<b>Owner</b>	Upper Rock Island County Landfill Inc.**
<b>Operator</b>	Upper Rock Island County Landfill Inc.**

### Facility Facts

<b>Identification number</b>	1618100014
<b>Design capacity, airspace cu.yds.</b>	9,071,000
<b>Total permitted landfill area, acres</b>	195
<b>Permitted disposal area, acres</b>	96.8
<b>Highest permitted elevation, feet (msl)</b>	742
<b>Leachate monitoring stations</b>	10
<b>Groundwater monitoring wells</b>	N/A
<b>Methane collection system</b>	Gas-to-energy and Flares
<b>Years remaining, estimated by landfill</b>	18
<b>Date/year to open X date/year to close</b>	12-31-81 - 2019

Permit modification #15 issued 10-6-00 allowed an increase of 1.9 million cu. yds. capacity

### Wastes Received: 1999, 2000, 2001

	TOTAL WASTES ACCEPTED			OUT-OF-STATE WASTES ACCEPTED		
	gate cu. yds	tons	tons/day	gate cu/yds.	tons	% of total
<b>1999</b>	1,013,580	307,145	1,181	382,772	115,992	38
<b>2000</b>	1,079,030	326,979	1,258	445,089	134,875	41
<b>2001</b>	940,298	284,939	1,096	363,982	110,298	39

1999 State of Origin: Illinois, Iowa, Wisconsin    2000 State of Origin: Illinois, Iowa    2001 State of Origin: Illinois, Iowa

### Remaining Capacities: Jan. 1, 2001 and Jan. 1, 2002

<b>2001 certified gate cu. yds. (tons)</b>	18,694,000	(5,665,000)
<b>2002 certified gate cu. yds. (tons)</b>	16,677,000	(5,054,000)

### Audits and Inspections

<b>Solid Waste Mgt. Fees paid in 2001</b>	\$265,026
<b>Last audited by Illinois EPA</b>	11-28-00, 8-7-01 & 7-16-02
<b>Facility inspected by</b>	Illinois EPA, Peoria Regional Office

### Contacts

Owner	Operator
Upper Rock Island County Landfill Inc.** 17201 20th Ave. North, P.O. Box 159 East Moline, IL 61244 Contact: Dave Geier ☎ 309-496-2396	Upper Rock Island County Landfill Inc.** 17201 20th Ave. North, P.O. Box 159 East Moline, IL 61244 Contact: Dave Geier ☎ 309-496-2396

\*\*A subsidiary of Allied Waste Industries Inc., 15880 N. Greenway-Hayden Loop, Suite 100, Scottsdale, AZ 85260 \* 480-627-2700. Regional Office: 1370 S. Kostner, Crestwood, IL 60445 \* 708-824-3060

## Kewanee Solid Waste Transfer Station (Active)

<b>County</b>	Henry
<b>Municipality</b>	Kewanee
<b>Location</b>	Fisher Avenue
<b>Location ☎</b>	309-852-5286
<b>Hours of operation</b>	Mon. - Sat.: 8 a.m. - 2 p.m.
<b>Wastes accepted</b>	Municipal, C & D debris
<b>Tipping fee</b>	\$34.56/ton
<b>Owner</b>	City of Kewanee
<b>Operator</b>	City of Kewanee

### Facility Facts

<b>Identification number</b>	0730650023
<b>Opened, year</b>	1993
<b>Facility acreage</b>	2.1

### Wastes Received: 1999, 2000, 2001

	<u>Tons per year</u>	<u>Tons per day (average)</u>
<b>1999</b>	10,000	40
<b>2000</b>	10,000	40
<b>2001</b>	8,500	34

### Inspections

<b>Facility inspected by</b>	Illinois EPA, Peoria Regional Office
------------------------------	--------------------------------------

### Contacts

<b>Owner</b>	<b>Operator</b>
City of Kewanee Kip Spear 401 E. Third St. Kewanee, IL 61443 ☎ 309-852-2611	City of Kewanee Kip Spear 401 E. Third St. Kewanee, IL 61443 ☎ 309-852-2611

## Monmouth Municipal Transfer Station (Active)

County	Warren
Municipality	Monmouth
Location	836 186th Ave.
Location ☎	309-734-2515
Hours of operation	Mon. - Fri.: 8 a.m. - 4 p.m.; Sat.: 8 a.m. - noon
Wastes accepted	Municipal
Tipping fee	N/A
Owner	City of Monmouth
Operator	City of Monmouth

### Facility Facts

Identification number	1878080001
Opened, year	1983
Facility acreage	3.5

### Wastes Received: 1999, 2000, 2001

	<u>Tons per year</u>	<u>Tons per day (average)</u>
1999	2,305	8
2000	2,927	10
2001	0	0

Active, but waste receipts unknown.

### Inspections

Facility inspected by	Illinois EPA, Peoria Regional Office
-----------------------	--------------------------------------

### Contacts

Owner	Operator
City of Monmouth Bill Davell 100 E. Broadway Monmouth, IL 61462 ☎ 309-734-2141	City of Monmouth Bill Davell 100 E. Broadway Monmouth, IL 61462 ☎ 309-734-2141

## Peoria Recycling and Transfer (Under Development)

<b>County</b>	Peoria
<b>Municipality</b>	Peoria
<b>Location</b>	4349 1/2 W. Southport Road B
<b>Location ☎</b>	309-676-4893
<b>Hours of operation</b>	Mon. - Fri.: 5 a.m. - 9 p.m., Sat.: 5 a.m. - 2 p.m.
<b>Wastes accepted</b>	Municipal, recyclables, landscape waste*
<b>Tipping fee</b>	N/A
<b>Owner</b>	Peoria Recycling and Transfer Facility Inc.**
<b>Operator</b>	Peoria Recycling and Transfer Facility Inc.

\*Maximum volume = 1,200 tons MW; 30 tons recyclables; 2 tons LSW stored at any time

### Facility Facts

<b>Identification number</b>	1438075007
<b>Opened, year</b>	UD*
<b>Facility acreage</b>	2.029

\*Dev. Permit issued 7-26-00, Expected open late 2003

### Wastes Received: 1999, 2000, 2001

	<u>Tons per year</u>	<u>Tons per day (average)</u>
<b>1999</b>	0	0
<b>2000</b>	0	0
<b>2001</b>	0	0

### Inspections

<b>Facility inspected by</b>	Illinois EPA, Peoria Regional Office
------------------------------	--------------------------------------

### Contacts

<b>Owner</b>	<b>Operator</b>
Peoria Recycling and Transfer Facility Inc.**	Peoria Recycling and Transfer Facility Inc.
Ron Edwards	Ron Edwards
P.O. Box 9071	P.O. Box 9071
Peoria, IL 61612-9071	Peoria, IL 61612-9071
☎ 309-676-4893	☎ 309-676-4893

\*\*A subsidiary of Coulter Companies, P.O. Box 9071, Peoria, IL 61612-9071 \* 309-676-4893

## Upper Rock Island Co. MRF (Active)

<b>County</b>	Rock Island
<b>Municipality</b>	East Moline
<b>Location</b>	17201 20th Ave. North
<b>Location ☎</b>	309-496-2396
<b>Hours of operation</b>	N/A
<b>Wastes accepted</b>	Municipal waste
<b>Tipping fee</b>	N/A
<b>Owner</b>	Upper Rock Island County Landfill Inc.**
<b>Operator</b>	Upper Rock Island County Landfill Inc.**

### Facility Facts

<b>Identification number</b>	1618100014
<b>Opened, year</b>	N/A*
<b>Facility acreage</b>	N/A

\*Mod. #15 to permit issued 10-6-00 describes modification of the development and operation of the MRF.

### Wastes Received: 1999, 2000, 2001

	<u>Tons per year</u>	<u>Tons per day (average)</u>
<b>1999</b>	0	0
<b>2000</b>	0	0
<b>2001</b>	0	0

Active, but waste receipts unknown.

### Inspections

<b>Facility inspected by</b>	Illinois EPA, Peoria Regional Office
------------------------------	--------------------------------------

### Contacts

<b>Owner</b>	<b>Operator</b>
Upper Rock Island County Landfill Inc.** Dave Geier 17201 20th Ave. North, P.O. Box 159 East Moline, IL 61244 ☎ 309-496-2396	Upper Rock Island County Landfill Inc.** Dave Geier 17201 20th Ave. North, P.O. Box 159 East Moline, IL 61244 ☎ 309-496-2396

\*\*A subsidiary of Allied Waste Industries Inc., 15880 N. Greenway-Hayden Loop, Suite 100, Scottsdale, AZ 85260 \* 480-627-2700. Regional Office: 1370 S. Kostner, Crestwood, IL 60445 \* 708-824-3060



## Wigand Recycling & Transfer Facility (Active)

<b>County</b>	Peoria
<b>Municipality</b>	Chillicothe
<b>Location</b>	19908 N. Route 29
<b>Location ☎</b>	309-274-4589
<b>Hours of operation</b>	Mon. - Fri.: 5:30 a.m.- 6 p.m.; Sat. 7a.m.- 2p.m.
<b>Wastes accepted</b>	Municipal, recyclables, landscape waste
<b>Tipping fee</b>	N/A
<b>Owner</b>	Wigand Disposal Co.**
<b>Operator</b>	Wigand Disposal Co.

### Facility Facts

<b>Identification number</b>	1430205031
<b>Opened, year</b>	1998
<b>Facility acreage</b>	2.1

### Wastes Received: 1999, 2000, 2001

	<u>Tons per year</u>	<u>Tons per day (average)</u>
<b>1999</b>	1,369	5
<b>2000</b>	6,903	27
<b>2001</b>	0	0

Active, but waste receipts unknown.

### Inspections

<b>Facility inspected by</b>	Illinois EPA, Peoria Regional Office
------------------------------	--------------------------------------

### Contacts

<b>Owner</b>	<b>Operator</b>
Wigand Disposal Co.** Ron Edwards P.O. Box 9071 Peoria, IL 61612-9071 ☎ 309-676-4893	Wigand Disposal Co. Ron Edwards P.O. Box 9071 Peoria, IL 61612-9071 ☎ 309-676-4893

\*\*A subsidiary of Coulter Companies, P.O. Box 9071, Peoria, IL 61612-9071 \* 309-676-4893

## Knox County Landfill Compost Site

<b>County</b>	Knox
<b>Municipality</b>	Wataga
<b>Location</b>	one mile east of US 34 & IL 67
<b>Location ☎</b>	309-375-6795
<b>Hours of operation</b>	Mon. - Sat. 5 a.m. - 6 p.m.
<b>Wastes Accepted</b>	Landscape waste
<b>Owner</b>	Knox County Landfill Dept.
<b>Operator</b>	Knox County Landfill Dept.

### Facility Facts

<b>Identification number</b>	0950600001
<b>Date/Year Open - Date/Year Closed</b>	4-10-90 -
<b>Permit Expires</b>	5-5-03
<b>Facility Inspected By</b>	Illinois EPA, Peoria Regional Office

### Landscape Waste Received (cu. yds): 1999, 2000 & 2001

	Grass cu. yds.	Leaves cu. yds.	Brush cu. yds.
<b>1999</b>	0	0	0
<b>2000</b>	0	0	0
<b>2001</b>	0	0	0

Landscape waste components not itemized

### Total Landscape Waste Received (tons): 1999, 2000 & 2001

<b>1999 tons per year</b>	3,060
<b>2000 tons per year</b>	4,318
<b>2001 tons per year</b>	3,287

### 2001 Amounts Used/Sold (cubic yards)

	Composted	Chipped/Shredded
<b>Land Reclamation</b>	0	0
<b>Daily Landfill Cover</b>	0	0
<b>Final Landfill Cover</b>	1,250	0
<b>Landscaping</b>	0	0
<b>Land Application at Agronomic Rates</b>	0	0
<b>Other</b>	0	0
<b>TOTAL</b>	1,250	0

### Contacts

#### Owner

Knox County Landfill Dept.  
1361 W. Fremont St.  
Galesburg, IL 61401  
☎ 309-341-0901

#### Operator

Knox County Landfill Dept.  
1361 W. Fremont St.  
Galesburg, IL 61401  
☎ 309-341-0901

## Monmouth Municipal

<b>County</b>	Warren
<b>Municipality</b>	Monmouth
<b>Location</b>	836 186th Ave.
<b>Location ☎</b>	309-734-2515
<b>Hours of operation</b>	Mon. - Fri. 8 a.m. - 4 p.m.; Sat.: 8 a.m. - noon
<b>Wastes Accepted</b>	Grass, Leaves, Brush
<b>Owner</b>	City of Monmouth
<b>Operator</b>	City of Monmouth

### Facility Facts

<b>Identification number</b>	1878080001
<b>Date/Year Open - Date/Year Closed</b>	6-15-90 -
<b>Permit Expires</b>	6-20-03
<b>Facility Inspected By</b>	Illinois EPA, Peoria Regional Office

### Landscape Waste Received (cu. yds): 1999, 2000 & 2001

	<b>Grass cu. yds.</b>	<b>Leaves cu. yds.</b>	<b>Brush cu. yds.</b>
<b>1999</b>	4,645	2,456	3,203
<b>2000</b>	4,161	3,551	0
<b>2001</b>	2,780	2,998	4,073

### Total Landscape Waste Received (tons): 1999, 2000 & 2001

<b>1999 tons per year</b>	2,830
<b>2000 tons per year</b>	2,941
<b>2001 tons per year</b>	2,323

### 2001 Amounts Used/Sold (cubic yards)

	<b>Composted</b>	<b>Chipped/Shredded</b>
<b>Land Reclamation</b>	0	0
<b>Daily Landfill Cover</b>	0	0
<b>Final Landfill Cover</b>	0	0
<b>Landscaping</b>	452	199
<b>Land Application at Agronomic Rates</b>	0	0
<b>Other</b>	0	0
<b>TOTAL</b>	452	199

### Contacts

#### Owner

City of Monmouth  
112 N. Main St.  
Monmouth, IL 61462  
☎ 309-734-4026

#### Operator

City of Monmouth  
112 N. Main St.  
Monmouth, IL 61462  
☎ 309-734-2141

## Pekin Composting Facility

<b>County</b>	Tazewell
<b>Municipality</b>	Pekin
<b>Location</b>	14379 Illinois Route 29
<b>Location ☎</b>	309-353-3333
<b>Hours of operation</b>	Mon. - Fri. 7:30 a.m. - 4 p.m.
<b>Wastes Accepted</b>	Grass, Leaves, Brush
<b>Owner</b>	Jerry Mahoney
<b>Operator</b>	City of Pekin

### Facility Facts

<b>Identification number</b>	1790600019
<b>Date/Year Open - Date/Year Closed</b>	4-13-94 -
<b>Permit Expires</b>	4-12-04
<b>Facility Inspected By</b>	Tazewell County Health Dept. & Illinois EPA, Peoria Regional Office

### Landscape Waste Received (cu. yds): 1999, 2000 & 2001

	<b>Grass cu. yds.</b>	<b>Leaves cu. yds.</b>	<b>Brush cu. yds.</b>
<b>1999</b>	2,632	2,632	2,632
<b>2000</b>	2,753	2,753	2,753
<b>2001</b>	3,181	2,753	2,753

### Total Landscape Waste Received (tons): 1999, 2000 & 2001

<b>1999 tons per year</b>	1,974
<b>2000 tons per year</b>	2,013
<b>2001 tons per year</b>	2,246

### 2001 Amounts Used/Sold (cubic yards)

	<b>Composted</b>	<b>Chipped/Shredded</b>
<b>Land Reclamation</b>	0	0
<b>Daily Landfill Cover</b>	0	0
<b>Final Landfill Cover</b>	0	0
<b>Landscaping</b>	1,500	0
<b>Land Application at Agronomic Rates</b>	4,500	0
<b>Other</b>	2,687	0
<b>TOTAL</b>	8,687	0

\*2,687 cu. yds. still undergoing the compost process

### Contacts

#### Owner

Jerry Mahoney  
14379 Illinois Route 29  
Pekin, IL 61554  
☎ 309-347-7166

#### Operator

City of Pekin  
400 Margaret St.  
Pekin, IL 61554  
☎ 309-347-7166

## Peoria City/County Landfill #1 Compost Site

<b>County</b>	Peoria
<b>Municipality</b>	Brimfield
<b>Location</b>	11501 W. Cottonwood Road
<b>Location ☎</b>	309-688-0760
<b>Hours of operation</b>	Mon. - Sat. 6 a.m. - 7 p.m.
<b>Wastes Accepted</b>	Grass, Leaves, Brush
<b>Owner</b>	City of Peoria/County of Peoria Joint Solid Waste Disposal Facility Board
<b>Operator</b>	Waste Management of Illinois Inc. **

New operator in 2001

### Facility Facts

<b>Identification number</b>	1438165005
<b>Date/Year Open - Date/Year Closed</b>	6-1-90 -
<b>Permit Expires</b>	6-1-03
<b>Facility Inspected By</b>	Illinois EPA, Peoria Regional Office

### Landscape Waste Received (cu. yds): 1999, 2000 & 2001

	<b>Grass cu. yds.</b>	<b>Leaves cu. yds.</b>	<b>Brush cu. yds.</b>
<b>1999</b>	480	961	4,950
<b>2000</b>	518	1,037	3,629
<b>2001</b>	1,933	7,732	36,083

### Total Landscape Waste Received (tons): 1999, 2000 & 2001

<b>1999 tons per year</b>	1,127
<b>2000 tons per year</b>	959
<b>2001 tons per year</b>	7,732

### 2001 Amounts Used/Sold (cubic yards)

	<b>Composted</b>	<b>Chipped/Shredded</b>
<b>Land Reclamation</b>	0	0
<b>Daily Landfill Cover</b>	0	450
<b>Final Landfill Cover</b>	0	0
<b>Landscaping</b>	0	0
<b>Land Application at Agronomic Rates</b>	0	0
<b>Other</b>	0	0
<b>TOTAL</b>	0	450

### Contacts

<b>Owner</b>	<b>Operator</b>
City of Peoria/County of Peoria Joint Solid Waste Disposal Facility Board 419 Fulton St., Room 307 Peoria, IL 61602 ☎ 309-494-8800	Waste Management of Illinois Inc. ** 3550 E. Washington St. East Peoria, IL 61611 ☎ 309-694-0295

\*\*A subsidiary of Waste Management Inc. Midwest, 1001 Fannin, Suite 4000, Houston, TX 77002 \* 713-512-6200

## Upper Rock Island County Landfill Compost Site

<b>County</b>	Rock Island
<b>Municipality</b>	East Moline
<b>Location</b>	17201 20th Ave. North
<b>Location ☎</b>	309-496-2396
<b>Hours of operation</b>	Mon. - Fri. 7 a.m. - 4 p.m.; Sat.: 7 a.m. - noon
<b>Wastes Accepted</b>	Grass, Leaves, Brush
<b>Owner</b>	Upper Rock Island County Landfill**
<b>Operator</b>	Upper Rock Island County Landfill**

### Facility Facts

<b>Identification number</b>	1618100014
<b>Date/Year Open - Date/Year Closed</b>	8-16-93 -
<b>Permit Expires</b>	9-1-06*
<b>Facility Inspected By</b>	Illinois EPA, Peoria Regional Office

\*Permit renewal approved on 11-19-01

### Landscape Waste Received (cu. yds): 1999, 2000 & 2001

	<b>Grass cu. yds.</b>	<b>Leaves cu. yds.</b>	<b>Brush cu. yds.</b>
<b>1999</b>	5,900	1,008	1,000
<b>2000</b>	6,408	1,131	1,258
<b>2001</b>	4,395	0	605

Grass and leaves are mixed and total 4,395 cu. yds.

### Total Landscape Waste Received (tons): 1999, 2000 & 2001

<b>1999 tons per year</b>	2,076
<b>2000 tons per year</b>	2,098
<b>2001 tons per year</b>	1,923

### 2001 Amounts Used/Sold (cubic yards)

	<b>Composted</b>	<b>Chipped/Shredded</b>
<b>Land Reclamation</b>	0	0
<b>Daily Landfill Cover</b>	4,395	605
<b>Final Landfill Cover</b>	0	0
<b>Landscaping</b>	0	0
<b>Land Application at Agronomic Rates</b>	0	0
<b>Other</b>	0	0
<b>TOTAL</b>	4,395	605

### Contacts

<b>Owner</b>	<b>Operator</b>
Upper Rock Island County Landfill** 17201 20th Ave. North East Moline, IL 61244 ☎ 309-496-2396	Upper Rock Island County Landfill** 17201 20th Ave. North East Moline, IL 61244 ☎ 309-496-2396

\*\*A subsidiary of Allied Waste Industries Inc., 15880 N. Greenway-Hayden Loop, Suite 100, Scottsdale, AZ 85260 \* 480-627-2700. Regional Office: 1370 S. Kostner, Crestwood, IL 60445 \* 708-824-3060

## Region Four: East Central Illinois

# Landfills Transfer Stations Compost Facilities



*Allied Waste owns Livingston Landfill, Pontiac which is number one in terms of waste disposed in 2001 with 9.7 million cubic yards of waste disposed, handling 19 percent of the State's total*

This page intentionally left blank.



**L**IVINGSTON LANDFILL HELPED ITS REGION REPORT THE HIGHEST waste share with almost 16.3 million gate cubic yards accepted during 2001.

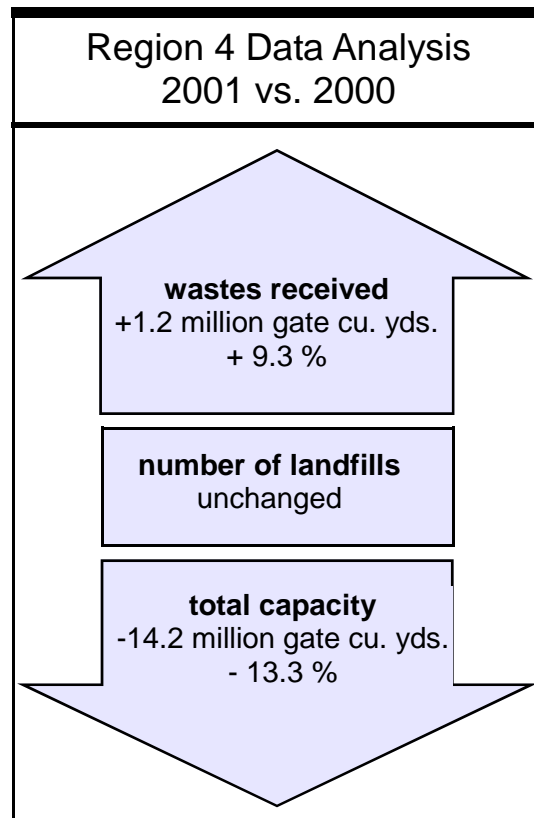
Livingston Landfill accepted more waste than any other landfill in the State, a total of almost 9.7 million gate cubic yards, which is more than double that of the next largest recipient. Settler's Hill RDF, Batavia, accepted 3.9 million gate cubic yards and took the number two slot.

### Capacity decreased by 13.3 percent

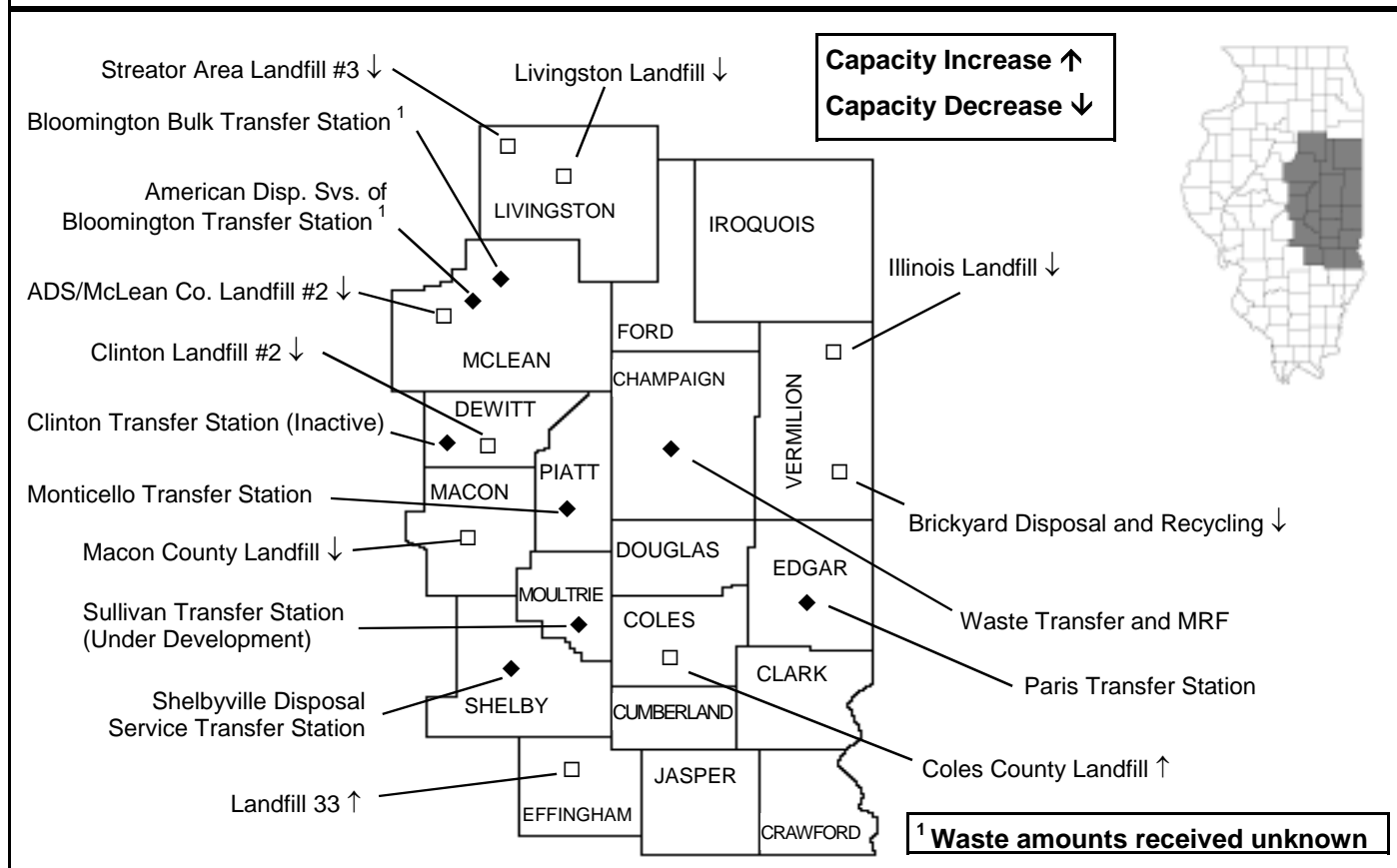
The region has 13.3 percent less capacity as of Jan. 1, 2002, down 14.2 million gate cubic yards from the year before.

### Landfill 33 and Coles County Landfill propose landfill expansions

Not included in the 92.3 million gate cubic yard capacity figure is the almost 1.2 million in-place cubic yards expansion approved for Landfill 33 on June 28, 2002 and lateral expansions at Coles County Landfill approved May 13, 2002 and Sept. 10, 2002. These amounts will be included in the 16th annual report for 2002. An expansion is also planned at Streator Area Landfill #3.



## Landfills and Transfer Stations: Active, Closed, Under Development in 2001



**Counties** 19  
**Area (square miles)** 12,096  
**Population (est.)** 855,804

**Landfill life expectancy**  
**Years remaining** 7 ♦

**Landfills**  
**Active in 2001** 9  
**Open past 2002** 8

**Transfer Stations**  
**Active in 2001** 6  
**Under development**  
**in 2001** 1

**Compost facilities**  
**Active in 2001** 4

♦ Total remaining capacity (from table below) divided by total wastes accepted. Tells how long the region may be served by local landfills at current disposal rates, barring capacity adjustments, until capacity is depleted.

### Three landfills rank in top 12 for capacity remaining

Livingston Landfill was fifth in capacity remaining. Two other landfills in Region 4 made the top 12 list. Illinois Landfill, Hoopeston, ranked 10<sup>th</sup> in capacity as of Jan. 1, 2002 and Brickyard Disposal and Recycling ranked 12<sup>th</sup>.

### Livingston Landfill dominated waste receipts & capacity. . .

During 2001, Region Four's nine active landfills accepted almost 14.0 million gate cubic yards of wastes, an increase of some 1.2 million gate cubic yards over 2000's total, a 9.3 percent increase.

Livingston Landfill accepted 9.7 million gate cubic yards of wastes, or about 70 percent of wastes landfilled in the region. Livingston led the region and ranked first in the state in wastes received during the year and was fifth in the state in terms of capacity.

### Macon and Vermilion counties have delegated duties

The Illinois EPA has delegated inspection authority to Ambraw Valley Solid Waste Agency, the Macon County Solid Waste Management Department and the Vermilion County Health Department.

## Landfills: Wastes Accepted 2001; Remaining Capacities Jan. 1, 2002

	Municipality	County	Wastes		Capacity		Disp. Area Acres	Close Year
			Cu. Yds.	Rank <sup>1</sup>	Cu. Yds.	Rank <sup>2</sup>		
ADS/McLean County Landfill #2 <sup>3</sup>	Bloomington	McLean	492,500	28	1,325,000	38	31	2005
Brickyard Disp. and Recyc. ♦	Danville	Vermilion	1,010,950	15	21,506,000	12	152	2022
Clinton Landfill #2 ♦	Clinton	DeWitt	882,859	20	5,513,000	29	63.9	2008
Coles County Landfill <sup>4</sup>	Charleston	Coles	298,678	36	73,000	50	43	2002
Illinois Landfill ♦	Hoopeston	Vermilion	233,929	39	22,517,000	10	120.5	2098
Landfill 33 <sup>5</sup>	Effingham	Effingham	169,784	45	1,433,000	35	40.6	2010
Livingston Landfill ♦	Pontiac	Livingston	9,747,743	1	31,930,000	5	254	2004
Macon County Landfill	Decatur	Macon	906,383	19	7,676,000	24	64.1	2010
Streator Area Landfill #3 ♦ <sup>6</sup>	Streator	Livingston	216,229	41	273,000	48	20.4	2003
<b>Totals</b>			<b>13,959,055</b>		<b>92,246,000</b>			

♦ Five landfills accepted out-of-state wastes during 2001 totaling 84,070 gate cubic yards, or < 1% of the region's total.

<sup>1</sup> Standing among 52 landfills that accepted wastes during 2001.

<sup>2</sup> Standing among 52 landfills that reported capacity as of Jan. 1, 2002.

<sup>3</sup> Site re-activated in June 2000 on a full-scale basis, estimated site average is 500 tons/day.

<sup>4</sup> Permit for vertical expansion totaling 140,000 in-place cu. yds. approved in June 2001; permits for lateral expansion approved 5-13-02 and 9-10-02.

<sup>5</sup> Permit for a vertical expansion of 1.2 million in-place cubic yards approved on 6-28-02.

<sup>6</sup> Expansion planned.

Delegation agreements authorize these agencies to conduct many of the duties that would otherwise have to be performed by the Illinois EPA field office: investigating and enforcing suspected violations of land pollution laws and reports of open dumping, and inspecting landfills, transfer stations and compost facilities permitted through the Agency's Bureau of Land. (Inspections also include industrial landfills, or monofills, and landfills that closed prior to 1999; these facilities are not included in this report.)

Ambraw Valley came on board in August 1999, inspecting one landfill and several closed sites. Macon County has one active landfill and two compost facilities. Vermilion County has two active landfills and one compost facility within its borders. Neither county contains transfer stations.

### Transfer Station reporting is voluntary

All of the region's transfer stations did not voluntarily report solid wastes accepted in 2001. A new transfer station in Sullivan has not yet been permitted to operate. Clinton Transfer Station was inactive during 2001.

Transfer Stations: Wastes Handled 2001			
	Municipality	County	Tons
American Disp. Serv. TS <sup>1</sup>	Bloomington	McLean	0
Bloomington Bulk Transfer <sup>1</sup>	Bloomington	McLean	0
Clinton Transfer Station <sup>2</sup>	Clinton	DeWitt	0
Monticello Transfer Station	Monticello	Piatt	1,400
Paris Transfer Station	Paris	Edgar	16,900
Shelbyville Disposal Service	Shelbyville	Shelby	6,000
Sullivan Transfer Station <sup>3</sup>	Sullivan	Moultrie	0
Waste Transfer & MRF	Champaign	Champaign	8,800
<b>Total</b>			<b>33,100</b>

<sup>1</sup> Active, but waste amounts accepted unknown.  
<sup>2</sup> Inactive in 2001.  
<sup>3</sup> Under development in 2000 and 2001.

### Composting activity reported to Illinois EPA

Almost 21,000 gate tons of landscape wastes were processed at five compost facilities in Region Four. This tonnage is negligible when compared with municipal wastes accepted at the region's landfills during 2001.

Compost Facilities: Wastes Accepted 2001			
	Municipality	County	Tons
Brickyard Disposal & Recycling	Danville	Vermilion	1,587
Coles County Landfill	Charleston	Coles	863
Landscape Recycling Center	Urbana	Champaign	12,054
Macon County Composting	Decatur	Macon	5,760
Macon County Landfill	Decatur	Macon	729
<b>Total</b>			<b>20,993</b>

## Questions and Complaints

Illinois EPA Region Four field office personnel investigate reports of suspected illegal waste disposal, and inspect the region's landfills, transfer stations and compost facilities, except in **Crawford, Macon and Vermilion counties**, where joint responsibility has been delegated to local authorities.

Questions or complaints concerning pollution control facilities, open dumping or other incidents should be directed to the office having jurisdiction over the site:

**Illinois EPA**  
**2125 S. 1st St.**  
**Champaign, IL 61820**  
**Phone: 217-278-5800**  
**Fax: 217-278-5808**

**Ambraw Valley Solid Waste Agency**  
**(Crawford County)**  
**P.O. Box 83, 1630-1700 S. Eaton St.**  
**Robinson, IL 62454**  
**Phone: 217-544-7045**  
**Fax: 618-544-5027**

**Macon County Solid Waste**  
**Management Department**  
**Room 501**  
**141 S. Main**  
**Decatur, IL 62523**  
**Phone: 217-425-1393**  
**Fax: 217-424-1459**

**Vermilion County Health Department**  
**200 S. College St., Suite A**  
**Danville, IL 61832**  
**Phone: 217-431-2662**  
**Fax: 217-431-7483**

### Region 4's Inactive Compost Sites

Coles County Landfill<sup>1</sup>      Charleston  
Macon County Landfill<sup>2</sup>      Decatur

<sup>1</sup> No longer operating after spring 2002  
<sup>2</sup> No longer operating as of June 2001

## Municipal Waste Management Plans

The Solid Waste Planning and Recycling Act requires all Illinois counties and the city of Chicago to develop, adopt and implement 20-year municipal waste management plans.

Plans include programs and recommendations to achieve solid waste management goals, which typically include waste reduction, recycling, incineration and landfilling as program options.

The law requires each plan to include a program designed to recycle 15 percent of municipal wastes by the end of the third year of the program and 25 percent of municipal wastes by the end of the fifth year, depending upon the availability of markets.

Every five years each plan must identify changes in planning areas, evaluate progress in plan implementation and, if necessary, revise plan recommendations and goals. The county also has the option of updating its solid waste generation rate. The plan is then submitted to the Illinois EPA for review and comment.

Five year plan updates were submitted by Champaign, Clark, Crawford, DeWitt, Douglas, Effingham, Fayette, Iroquois, Jasper, Livingston, Macon, McLean and Vermilion Counties. Champaign and Iroquois Counties completed ten year plan updates.

Questions concerning these plans and their availability should be directed to the appropriate local administrators listed in Appendix K in this report.

**Details concerning Region Four landfills, transfer stations, and compost facilities follow on pages R4.5 through R4.26.**

## Old data affects region's recycling rate

The Agency does not regulate recycling nor does it possess any mechanism to compel county recycling coordinators to respond to Agency surveys seeking current recycling rates. Recycling rates in this region range from 2.2 percent to 33.5 percent.

In Region Four, only six of 19 county recycling coordinators offered data for 2001, a 32 percent response rate. Nearly 68 percent of the data dates from before 2001.

The region's multi-year average recycling rate is 20.4 percent. ♦

## Municipal Wastes Recycled

County	Estimated Population	Waste Generated		Waste Recycled	
		Tons	PCD	Tons	Percent
Champaign	168,473	194,569	6.3	43,948	22.6
Clark	17,572	19,121	6.0	1,544	8.1
Coles	51,312	68,300	7.3	5,010	7.3
Crawford	20,452	17,169	4.6	2,901	16.9
Cumberland	11,172	12,860	6.3	1,035	8.0
DeWitt	16,516	11,303	3.7	525	4.6
Douglas	19,922	11,234	3.1	250	2.2
Edgar	19,905	22,339	6.1	1,091	4.9
Effingham	33,700	18,451	3.0	4,925	26.7
Ford	14,049	7,948	3.1	468	5.9
Iroquois	30,787	28,093	5.0	3,669	13.1
Jasper	10,117	3,323	1.8	184	5.5
Livingston	39,678	46,344	6.4	8,800	19.0
Macon	114,706	119,323	5.7	27,443	23.0
McLean	150,433	217,053	7.9	72,621	33.5
Moultrie	14,433	16,526	6.3	1,351	8.2
Piatt	16,365	8,595	2.9	397	4.6
Shelby	22,893	25,903	6.2	2,159	8.3
Vermilion	83,319	98,837	6.5	14,903	15.1
<b>Totals</b>	<b>855,804</b>	<b>947,291</b>	<b>6.1</b>	<b>193,224</b>	<b>20.4%<sup>1</sup></b>

<sup>1</sup> Regional average

## ADS/McLean County Landfill #2

<b>County</b>	McLean
<b>Municipality</b>	Bloomington
<b>Location</b>	Interstate Route 55 at Oakland Avenue
<b>Location ☎</b>	309-828-3913
<b>Hours of operation</b>	Mon.-Fri.: 7:30 a.m. - 3 p.m.; Sat.: 7:30 a.m. - 11 a.m.
<b>Wastes accepted</b>	Municipal, nonhazardous special
<b>Tipping fee</b>	\$8.35 per cubic yard
<b>Owner</b>	American Disposal Services of Illinois Inc.**
<b>Operator</b>	American Disposal Services of Illinois Inc.

\*Also known as American Disposal Services of Bloomington Landfill

### Facility Facts

<b>Identification number</b>	1130200042
<b>Design capacity, airspace cu.yds.</b>	1,900,000
<b>Total permitted landfill area, acres</b>	55
<b>Permitted disposal area, acres</b>	31
<b>Highest permitted elevation, feet (msl)</b>	790
<b>Leachate monitoring stations</b>	4
<b>Groundwater monitoring wells</b>	19
<b>Methane collection system</b>	None
<b>Years remaining, estimated by landfill</b>	3
<b>Date/year to open X date/year to close</b>	4-30-90 - 2005

### Wastes Received: 1999, 2000, 2001

	TOTAL WASTES ACCEPTED			OUT-OF-STATE WASTES ACCEPTED		
	gate cu. yds	tons	tons/day	gate cu/yds.	tons	% of total
<b>1999</b>	130	39	0	0	0	0
<b>2000</b>	189,942	57,558	221	0	0	0
<b>2001</b>	492,500	149,242	574	0	0	0
1999 State of Origin: Illinois only    2000 State of Origin: Illinois only    2001 State of Origin: Illinois only						

### Remaining Capacities: Jan. 1, 2001 and Jan. 1, 2002

<b>2001 certified gate cu. yds. (tons)</b>	1,765,000	( 535,000)
<b>2002 certified gate cu. yds. (tons)</b>	1,325,000	( 402,000)

### Audits and Inspections

<b>Solid Waste Mgt. Fees paid in 2001</b>	\$130,558
<b>Last audited by Illinois EPA</b>	8-8-00, 8-14-01 & 8-6-02
<b>Facility inspected by</b>	Illinois EPA, Champaign Regional Office

### Contacts

#### Owner

American Disposal Services of Illinois Inc.\*\*  
 4340 Acre Grove Dr., Suite B  
 Springfield, IL 62707  
 Contact: Paul Howe  
 ☎ 217-787-6079

#### Operator

American Disposal Services of Illinois Inc.  
 Rural Route 3, P.O. Box 145  
 Bloomington, IL 61704  
 Contact: Dan Winters  
 ☎ 309-827-8631

\*\*A subsidiary of Allied Waste Industries Inc., 15880 N. Greenway-Hayden Loop, Suite 100, Scottsdale, AZ 85260 \* 480-627-2700. Regional Office: 4340 Acre Grove Dr., Suite B, Springfield, IL 62707 \* 217-787-6079

## Brickyard Disposal and Recycling

<b>County</b>	Vermilion
<b>Municipality</b>	Danville
<b>Location</b>	601 E. Brickyard Road
<b>Location ☎</b>	217-443-3128
<b>Hours of operation</b>	Mon.-Fri.: 7 a.m. - 3:45 p.m.; Sat.: 7 a.m. - 11:45 a.m.
<b>Wastes accepted</b>	Municipal, nonhazardous special
<b>Tipping fee</b>	\$25.00 per ton
<b>Owner</b>	Brickyard Disposal and Recycling Inc.**
<b>Operator</b>	Brickyard Disposal and Recycling Inc.

### Facility Facts

<b>Identification number</b>	1838040029
<b>Design capacity, airspace cu.yds.</b>	14,200,000
<b>Total permitted landfill area, acres</b>	293
<b>Permitted disposal area, acres</b>	152*
<b>Highest permitted elevation, feet (msl)</b>	716
<b>Leachate monitoring stations</b>	6
<b>Groundwater monitoring wells</b>	31
<b>Methane collection system</b>	None
<b>Years remaining, estimated by landfill</b>	21
<b>Date/year to open X date/year to close</b>	12-31-72 - 2022

\*Permit modification #32 grants operation authorization in 3.5 acres of Unit II, Cell 4B on 9-6-01; permit renewed to continue operating 7-13-00

### Wastes Received: 1999, 2000, 2001

	TOTAL WASTES ACCEPTED			OUT-OF-STATE WASTES ACCEPTED		
	gate cu. yds	tons	tons/day	gate cu/yds.	tons	% of total
<b>1999</b>	891,133	270,040	1,039	61,212	18,549	7
<b>2000</b>	953,620	288,976	1,111	70,689	21,421	7
<b>2001</b>	1,010,950	306,348	1,178	77,842	23,588	8

1999 State of Origin: Illinois, Indiana    2000 State of Origin: Illinois, Indiana    2001 State of Origin: Illinois, Indiana

### Remaining Capacities: Jan. 1, 2001 and Jan. 1, 2002

<b>2001 certified gate cu. yds. (tons)</b>	22,442,000	(6,801,000)
<b>2002 certified gate cu. yds. (tons)</b>	21,506,000	(6,517,000)

\*Engineers re-submitted 2000 certification and 1999 disposal data.

### Audits and Inspections

<b>Solid Waste Mgt. Fees paid in 2001</b>	\$243,610
<b>Last audited by Illinois EPA</b>	10-16-00, 7-23-01 & 5-16-02
<b>Facility inspected by</b>	Vermilion County Health Department & Illinois EPA, Champaign Regional Office

### Contacts

Owner	Operator
Brickyard Disposal and Recycling Inc.** P.O. Box 985 Danville, IL 61834-0985 Contact: Paul Howe ☎ 217-443-3128	Brickyard Disposal and Recycling Inc. P.O. Box 985 Danville, IL 61834-0985 Contact: Paul Howe ☎ 217-443-3128

\*\*A subsidiary of Allied Waste Industries Inc., 15880 N. Greenway-Hayden Loop, Suite 100, Scottsdale, AZ 85260 \* 480-627-2700. Regional Office: 4340 Acer Grove Dr., Suite B, Springfield, IL 62707 \* 217-787-6079

## Clinton Landfill #2

<b>County</b>	DeWitt
<b>Municipality</b>	Clinton
<b>Location</b>	Route 51 South
<b>Location ☎</b>	217-935-8028
<b>Hours of operation</b>	Mon.-Fri.: 7 a.m. - 4 p.m.; Sat.: 7 a.m. - 11 a.m.
<b>Wastes accepted</b>	Municipal, nonhazardous special
<b>Tipping fee</b>	\$8.50 per cubic yard
<b>Owner</b>	Clinton Landfill Inc.**
<b>Operator</b>	Clinton Landfill Inc.**

### Facility Facts

<b>Identification number</b>	0398080007
<b>Design capacity, airspace cu.yds.</b>	4,700,000
<b>Total permitted landfill area, acres</b>	153
<b>Permitted disposal area, acres</b>	63.9
<b>Highest permitted elevation, feet (msl)</b>	758
<b>Leachate monitoring stations</b>	6
<b>Groundwater monitoring wells</b>	13
<b>Methane collection system</b>	Yes
<b>Years remaining, estimated by landfill</b>	6
<b>Date/year to open X date/year to close</b>	1990 - 2008

### Wastes Received: 1999, 2000, 2001

	TOTAL WASTES ACCEPTED			OUT-OF-STATE WASTES ACCEPTED		
	gate cu. yds	tons	tons/day	gate cu/yds.	tons	% of total
<b>1999</b>	907,029	274,857	1,057	2,276	690	0
<b>2000</b>	908,568	275,324	1,059	5,495	1,665	1
<b>2001</b>	882,859	267,533	1,029	2,311	700	0

1999 State of Origin: Arkansas, Illinois, Indiana, Iowa, Missouri, Tennessee, Texas    2000 State of Origin: Arkansas, Illinois, Indiana, Iowa, Michigan, Missouri, Wisconsin    2001 State of Origin: Arkansas, Illinois, Indiana, Iowa, Missouri

### Remaining Capacities: Jan. 1, 2001 and Jan. 1, 2002

<b>2001 certified gate cu. yds. (tons)</b>	6,091,000	(1,846,000)
<b>2002 certified gate cu. yds. (tons)</b>	5,513,000	(1,671,000)

### Audits and Inspections

<b>Solid Waste Mgt. Fees paid in 2001</b>	\$221,664
<b>Last audited by Illinois EPA</b>	9-19-00, 7-31-01 & 7-9-02
<b>Facility inspected by</b>	Illinois EPA, Champaign Regional Office

### Contacts

Owner	Operator
Clinton Landfill Inc.**	Clinton Landfill Inc.**
P.O. Box 9071	P.O. Box 9071
Peoria, IL 61612-9071	Peoria, IL 61612-9071
Contact: Ron L. Edwards	Contact: Ron L. Edwards
☎ 309-676-4893	☎ 309-676-4893

\*\*A separately incorporated affiliate of Peoria Disposal Co.

## Coles County Landfill

<b>County</b>	Coles
<b>Municipality</b>	Charleston
<b>Location</b>	6351 W. State St.
<b>Location ☎</b>	217-345-7404
<b>Hours of operation</b>	Mon.-Fri.: 6 a.m. - 3:30 p.m.; Sat.: 6 a.m. - 11 a.m.
<b>Wastes accepted</b>	Municipal, nonhazardous special
<b>Tipping fee</b>	\$10.05 per cubic yard
<b>Owner</b>	Environmental Reclamation Co. (ERC) Coles Co. LF**
<b>Operator</b>	Environmental Reclamation Co. (ERC) Coles Co. LF**

### Facility Facts

<b>Identification number</b>	0298050007
<b>Design capacity, airspace cu.yds.</b>	2,291,000
<b>Total permitted landfill area, acres</b>	80
<b>Permitted disposal area, acres</b>	43
<b>Highest permitted elevation, feet (msl)</b>	735
<b>Leachate monitoring stations</b>	2
<b>Groundwater monitoring wells</b>	19
<b>Methane collection system</b>	Flares
<b>Years remaining, estimated by landfill</b>	< 1
<b>Date/year to open X date/year to close</b>	1979 - 2002*

\*Permit (1994-524-LFM Mod. #14) for vertical expansion totaling 140,000 in-place cu. yds. approved 6-14-01; Permit 2001-152-LF approved on 5-13-02 a lateral expansion of one million cu. yds.; on 9-10-02, a lateral expansion of 600,000 in-place cu. yds. was approved.

### Wastes Received: 1999, 2000, 2001

	TOTAL WASTES ACCEPTED			OUT-OF-STATE WASTES ACCEPTED		
	gate cu. yds	tons	tons/day	gate cu/yds.	tons	% of total
<b>1999</b>	348,973	105,749	407	0	0	0
<b>2000</b>	332,631	100,797	388	0	0	0
<b>2001</b>	298,678	90,508	348	0	0	0
1999 State of Origin: Illinois only    2000 State of Origin: Illinois only    2001 State of Origin: Illinois only						

### Remaining Capacities: Jan. 1, 2001 and Jan. 1, 2002

<b>2001 certified gate cu. yds. (tons)</b>	59,000	( 18,000)
<b>2002 certified gate cu. yds. (tons)</b>	73,000	( 22,000)

### Audits and Inspections

<b>Solid Waste Mgt. Fees paid in 2001</b>	\$67,873
<b>Last audited by Illinois EPA</b>	8-1-00, 8-1-01 & 5-30-02
<b>Facility inspected by</b>	Illinois EPA, Champaign Regional Office

### Contacts

<b>Owner</b>	<b>Operator</b>
Environmental Reclamation Co. (ERC) Coles Co. LF**	Environmental Reclamation Co. (ERC) Coles Co. LF**
P.O. Box 137	P.O. Box 137
Charleston, IL 61920	Charleston, IL 61920
Contact: Paul Howe	Contact: Rich Galloway
☎ 217-345-7404	☎ 217-345-7404

\*\*A subsidiary of Allied Waste Industries Inc., 15880 N. Greenway-Hayden Loop, Suite 100, Scottsdale, AZ 85260 \* 480-627-2700. Regional Office: 4340 Acer Grove Dr., Suite B, Springfield, IL 62707 \* 217-787-6079



# Illinois Landfill

<b>County</b>	Vermilion
<b>Municipality</b>	Hoopeston
<b>Location</b>	County Road 4000 North
<b>Location ☎</b>	217-442-5553
<b>Hours of operation</b>	Mon.-Fri.: 7 a.m. - 3:30 p.m.; Sat.: 7 a.m. - 11:30 a.m.
<b>Wastes accepted</b>	Municipal, nonhazardous special
<b>Tipping fee</b>	\$9 per cubic yard
<b>Owner</b>	Illinois Landfill Inc.**
<b>Operator</b>	Illinois Landfill Inc.**

## Facility Facts

<b>Identification number</b>	1830450009
<b>Design capacity, airspace cu.yds.</b>	11,400,000
<b>Total permitted landfill area, acres</b>	120.5
<b>Permitted disposal area, acres</b>	120.5
<b>Highest permitted elevation, feet (msl)</b>	807
<b>Leachate monitoring stations</b>	N/A
<b>Groundwater monitoring wells</b>	N/A
<b>Methane collection system</b>	Gas-to-energy (planned)
<b>Years remaining, estimated by landfill</b>	96
<b>Date/year to open X date/year to close</b>	12-31-91 - 2098

## Wastes Received: 1999, 2000, 2001

	TOTAL WASTES ACCEPTED			OUT-OF-STATE WASTES ACCEPTED		
	gate cu. yds	tons	tons/day	gate cu/yds.	tons	% of total
<b>1999</b>	342,913	103,913	400	4,775	1,447	1
<b>2000</b>	390,600	118,364	455	21,020	6,370	5
<b>2001</b>	233,929	70,888	273	2,623	795	1

1999 State of Origin: Illinois, Indiana    2000 State of Origin: Illinois, Indiana    2001 State of Origin: Illinois, Indiana

## Remaining Capacities: Jan. 1, 2001 and Jan. 1, 2002

<b>2001 certified gate cu. yds. (tons)</b>	22,884,000	(6,935,000)
<b>2002 certified gate cu. yds. (tons)</b>	22,517,000	(6,823,000)

## Audits and Inspections

<b>Solid Waste Mgt. Fees paid in 2001</b>	\$50,844
<b>Last audited by Illinois EPA</b>	10-17-00, 7-24-01 & 5-15-02
<b>Facility inspected by</b>	Vermilion County Health Department & Illinois EPA, Champaign Regional Office

## Contacts

Owner	Operator
Illinois Landfill Inc.**	Illinois Landfill Inc.**
P.O. Box 29	P.O. Box 29
Hoopeston, IL 60942	Hoopeston, IL 60942
Contact: Kenny Samet	Contact: Kenny Samet
☎ 217-283-6242	☎ 217-283-6242

\*\*A subsidiary of Allied Waste Industries Inc., 15880 N. Greenway-Hayden Loop, Suite 100, Scottsdale, AZ 85260 \* 480-627-2700. Regional Office: 4340 Acer Grove Dr., Suite B, Springfield, IL 62707 \* 217-787-6079

## Landfill 33

<b>County</b>	Effingham
<b>Municipality</b>	Effingham
<b>Location</b>	1713 S. Willow St.
<b>Location ☎</b>	217-342-3747
<b>Hours of operation</b>	Mon.-Fri.: 7 a.m. - 3 p.m.; Sat.: 7 a.m. - 11 a.m.
<b>Wastes accepted</b>	Municipal, nonhazardous special
<b>Tipping fee</b>	\$10 per cubic yard
<b>Owner</b>	Landfill 33 Ltd.**
<b>Operator</b>	Landfill 33 Ltd.**

### Facility Facts

<b>Identification number</b>	0498100007
<b>Design capacity, airspace cu.yds.</b>	1,392,000
<b>Total permitted landfill area, acres</b>	93.3*
<b>Permitted disposal area, acres</b>	40.6
<b>Highest permitted elevation, feet (msl)</b>	602
<b>Leachate monitoring stations</b>	5
<b>Groundwater monitoring wells</b>	23
<b>Methane collection system</b>	None
<b>Years remaining, estimated by landfill</b>	8
<b>Date/year to open X date/year to close</b>	12-1981 - 2010

\*Permit 2001-248-LF approved a vertical expansion of 1,160,000 cu. yds. on 6-28-02

### Wastes Received: 1999, 2000, 2001

	TOTAL WASTES ACCEPTED			OUT-OF-STATE WASTES ACCEPTED		
	gate cu. yds	tons	tons/day	gate cu/yds.	tons	% of total
<b>1999</b>	105,393	31,937	123	0	0	0
<b>2000</b>	152,579	46,236	178	0	0	0
<b>2001</b>	169,784	51,450	198	0	0	0
1999 State of Origin: Illinois only    2000 State of Origin: Illinois only    2001 State of Origin: Illinois only						

### Remaining Capacities: Jan. 1, 2001 and Jan. 1, 2002

<b>2001 certified gate cu. yds. (tons)</b>	1,019,000	( 309,000)
<b>2002 certified gate cu. yds. (tons)</b>	1,433,000	( 434,000)

### Audits and Inspections

<b>Solid Waste Mgt. Fees paid in 2001</b>	\$18,150
<b>Last audited by Illinois EPA</b>	8-22-00, 8-29-01 & 5-3-02
<b>Facility inspected by</b>	Illinois EPA, Champaign Regional Office

### Contacts

<b>Owner</b>	<b>Operator</b>
Landfill 33 Ltd.**	Landfill 33 Ltd.**
P.O. Box 703	P.O. Box 703
Effingham, IL 62401	Effingham, IL 62401
Contact: Brian Hayes	Contact: Brian Hayes
☎ 217-342-3747	☎ 217-342-3747

\*\*Mildred Wendt Estate, Landfill 33 Ltd., and Richard Deibel co-owners

# Livingston Landfill

<b>County</b>	Livingston
<b>Municipality</b>	Pontiac
<b>Location</b>	14206 East 2100 North Road
<b>Location ☎</b>	815-844-3054
<b>Hours of operation</b>	Mon.-Sat.: 5:30 a.m. - 6:30 p.m.
<b>Wastes accepted</b>	Municipal, nonhazardous special
<b>Tipping fee</b>	\$33 per ton
<b>Owner</b>	American Disposal Services of Illinois Inc.**
<b>Operator</b>	American Disposal Services of Illinois Inc.

## Facility Facts

<b>Identification number</b>	1058210002
<b>Design capacity, airspace cu.yds.</b>	34,995,000
<b>Total permitted landfill area, acres</b>	550
<b>Permitted disposal area, acres</b>	254
<b>Highest permitted elevation, feet (msl)</b>	785
<b>Leachate monitoring stations</b>	36
<b>Groundwater monitoring wells</b>	44
<b>Methane collection system</b>	Gas-to-energy (under construction)
<b>Years remaining, estimated by landfill</b>	3
<b>Date/year to open X date/year to close</b>	1978 - 2004*

\*As site capacity decreases, it is anticipated that gate volume will be decreased, extending life of site until Feb. 2027.

## Wastes Received: 1999, 2000, 2001

	TOTAL WASTES ACCEPTED			OUT-OF-STATE WASTES ACCEPTED		
	gate cu. yds	tons	tons/day	gate cu/yds.	tons	% of total
<b>1999</b>	6,792,024	2,058,189	7,916	530	161	0
<b>2000</b>	8,272,419	2,506,794	9,642	291	88	0
<b>2001</b>	9,747,743	2,953,862	11,361	654	198	0

1999 State of Origin: Illinois, Indiana    2000 State of Origin: Illinois, Indiana    2001 State of Origin: Illinois, Indiana

## Remaining Capacities: Jan. 1, 2001 and Jan. 1, 2002

<b>2001 certified gate cu. yds. (tons)</b>	42,940,000	(13,012,000)
<b>2002 certified gate cu. yds. (tons)</b>	31,930,000	(9,676,000)

## Audits and Inspections

<b>Solid Waste Mgt. Fees paid in 2001</b>	\$2,867,317
<b>Last audited by Illinois EPA</b>	5-2-00, 8-28-01 & 6-13-02
<b>Facility inspected by</b>	Illinois EPA, Champaign Regional Office

## Contacts

### Owner

American Disposal Services of Illinois Inc.\*\*  
 13832 S. Kostner  
 Crestwood, IL 60445  
 Contact: John McDonnell  
 ☎ 708-824-3060

### Operator

American Disposal Services of Illinois Inc.  
 14206 East 2100 North Road, P.O. Box 646  
 Pontiac, IL 61764  
 Contact: Dave Bryant  
 ☎ 815-844-3054

\*\*A subsidiary of Allied Waste Industries Inc., 15880 N. Greenway-Hayden Loop, Suite 100, Scottsdale, AZ 85260 \* 480-627-2700. Regional Office: 1370 S. Kostner, Crestwood, IL 60445 \* 708-824-3060

# Macon County Landfill

<b>County</b>	Macon
<b>Municipality</b>	Decatur
<b>Location</b>	1363 Bear Road
<b>Location ☎</b>	217-963-2976
<b>Hours of operation</b>	Mon.-Fri.: 6:30 a.m. - 3:30 p.m.; Sat.: 6:30 a.m. - 11:30 a.m.
<b>Wastes accepted</b>	Municipal, nonhazardous special
<b>Tipping fee</b>	\$33.34 per ton
<b>Owner</b>	Macon County Landfill Corp.**
<b>Operator</b>	Macon County Landfill Corp.

## Facility Facts

<b>Identification number</b>	1158040008
<b>Design capacity, airspace cu.yds.</b>	3,491,540
<b>Total permitted landfill area, acres</b>	234
<b>Permitted disposal area, acres</b>	64.1
<b>Highest permitted elevation, feet (msl)</b>	705
<b>Leachate monitoring stations</b>	8
<b>Groundwater monitoring wells</b>	45
<b>Methane collection system</b>	Gas-to-energy
<b>Years remaining, estimated by landfill</b>	8.5
<b>Date/year to open X date/year to close</b>	1978 - 2010

## Wastes Received: 1999, 2000, 2001

	TOTAL WASTES ACCEPTED			OUT-OF-STATE WASTES ACCEPTED		
	gate cu. yds	tons	tons/day	gate cu/yds.	tons	% of total
<b>1999</b>	907,426	274,978	1,058	0	0	0
<b>2000</b>	897,773	272,052	1,046	0	0	0
<b>2001</b>	906,383	274,662	1,056	0	0	0
1999 State of Origin: Illinois only    2000 State of Origin: Illinois only    2001 State of Origin: Illinois only						

## Remaining Capacities: Jan. 1, 2001 and Jan. 1, 2002

<b>2001 certified gate cu. yds. (tons)</b>	8,768,000	(2,657,000)
<b>2002 certified gate cu. yds. (tons)</b>	7,676,000	(2,326,000)

## Audits and Inspections

<b>Solid Waste Mgt. Fees paid in 2001</b>	\$164,241
<b>Last audited by Illinois EPA</b>	5-16-00, 6-5-01 & 4-11-02
<b>Facility inspected by</b>	Macon County Solid Waste Management Department & Illinois EPA, Champaign Regional Office

## Contacts

Owner	Operator
Macon County Landfill Corp.** 1363 Bear Road Decatur, IL 62522 Contact: Kevin Shaw ☎ 217-963-2976	Macon County Landfill Corp. 1363 Bear Road Decatur, IL 62522 Contact: Kevin Shaw ☎ 217-963-2976

\*\*An affiliate of Superior Services Inc., 125 S. 84th St., Suite 200, Milwaukee, WI 53214 and a subsidiary of Vivendi Environmental, France \* 414-479-7800 \* Regional office: 1525 Kautz Road, Suite 1000, West Chicago, IL 60185 \* 630-762-7703

## Streator Area Landfill #3

<b>County</b>	Livingston
<b>Municipality</b>	Streator
<b>Location</b>	2111 Coalville Road
<b>Location ☎</b>	815-672-0097
<b>Hours of operation</b>	Mon.-Fri.: 6 a.m. - 4 p.m.
<b>Wastes accepted</b>	Municipal, nonhazardous special
<b>Tipping fee</b>	\$35 per ton
<b>Owner</b>	Streator Area Landfill Inc.**
<b>Operator</b>	Streator Area Landfill Inc.

### Facility Facts

<b>Identification number</b>	1054900003
<b>Design capacity, airspace cu.yds.</b>	2,353,000
<b>Total permitted landfill area, acres</b>	42.3
<b>Permitted disposal area, acres</b>	20.4*
<b>Highest permitted elevation, feet (msl)</b>	657
<b>Leachate monitoring stations</b>	7
<b>Groundwater monitoring wells</b>	20
<b>Methane collection system</b>	Gas-to-energy (operating)***
<b>Years remaining, estimated by landfill</b>	1
<b>Date/year to open X date/year to close</b>	1995 - 2003*

\*Expansion planned. \*\*\*Authorized operation of landfill gas utilization facility granted 6-22-00.

### Wastes Received: 1999, 2000, 2001

	TOTAL WASTES ACCEPTED			OUT-OF-STATE WASTES ACCEPTED		
	gate cu. yds	tons	tons/day	gate cu/yds.	tons	% of total
<b>1999</b>	553,694	167,786	645	0	0	0
<b>2000</b>	674,652	204,440	786	2,070	627	0
<b>2001</b>	216,229	65,524	252	640	194	0
1999 State of Origin: Illinois only		2000 State of Origin: Illinois, Indiana		2001 State of Origin: Illinois, Indiana		

### Remaining Capacities: Jan. 1, 2001 and Jan. 1, 2002

<b>2001 certified gate cu. yds. (tons)</b>	450,000	( 136,000)
<b>2002 certified gate cu. yds. (tons)</b>	273,000	( 83,000)

### Audits and Inspections

<b>Solid Waste Mgt. Fees paid in 2001</b>	\$77,283
<b>Last audited by Illinois EPA</b>	8-17-99, 11-13-00, 5-14-01 & 6-3-02
<b>Facility inspected by</b>	Illinois EPA, Champaign Regional Office

### Contacts

Owner	Operator
Streator Area Landfill Inc.**	Streator Area Landfill Inc.
2111 Coalville Road	2111 Coalville Road
Streator, IL 61364	Streator, IL 61364
Contact: Dave Bryant	Contact: Dave Bryant
☎ 815-672-0097	☎ 815-672-0097

\*\*A subsidiary of Allied Waste Industries Inc., 15880 N. Greenway-Hayden Loop, Suite 100, Scottsdale, AZ 85260 \* 480-627-2700. Regional Office: 1370 S. Kostner, Crestwood, IL 60445 \* 708-824-3060

## American Disposal Services of Bloomington Transfer Stn. (Active)

<b>County</b>	McLean
<b>Municipality</b>	Bloomington
<b>Location</b>	Rural Route 9 West
<b>Location ☎</b>	309-828-4214
<b>Hours of operation</b>	Mon. - Fri.: 7:30 a.m. - 3:30 p.m.; Sat.: 7:30 a.m. - 11:30 p.m.
<b>Wastes accepted</b>	Municipal, recyclables, medical waste
<b>Tipping fee</b>	N/A
<b>Owner</b>	American Disposal Services of Illinois Inc.**
<b>Operator</b>	American Disposal Services of Illinois Inc.

### Facility Facts

<b>Identification number</b>	1138040002
<b>Opened, year</b>	1978
<b>Facility acreage</b>	7

### Wastes Received: 1999, 2000, 2001

	<u>Tons per year</u>	<u>Tons per day (average)</u>
<b>1999</b>	0	0
<b>2000</b>	94,676	220
<b>2001</b>	0	0

Active, but waste receipts unknown.

### Inspections

<b>Facility inspected by</b>	Illinois EPA, Champaign Regional Office
------------------------------	---

### Contacts

<b>Owner</b>	<b>Operator</b>
American Disposal Services of Illinois Inc.** Paul Howe 4340 Acer Grove Dr., Suite B Springfield, IL 62707 ☎ 217-787-6079	American Disposal Services of Illinois Inc. Dan Winters Rural Route #3, Box 145 Bloomington, IL 61704 ☎ 309-827-8631

\*\*A subsidiary of Allied Waste Industries Inc., 15880 N. Greenway-Hayden Loop, Suite 100, Scottsdale, AZ 85260 \* 480-627-2700. Regional Office: 4340 Acer Grove Dr., Suite B, Springfield, IL 62707 \* 217-787-6079

## Bloomington Bulk Transfer Station (Active)

<b>County</b>	McLean
<b>Municipality</b>	Bloomington
<b>Location</b>	401 S. East St.
<b>Location ☎</b>	309-434-4220
<b>Hours of operation</b>	Mon. - Fri.: 7 a.m. - 3 p.m.
<b>Wastes accepted</b>	White goods, scrap metal, furniture, C & D debris and landscape waste
<b>Tipping fee</b>	\$0
<b>Owner</b>	City of Bloomington, Public Service Department
<b>Operator</b>	City of Bloomington, Public Service Department

### Facility Facts

<b>Identification number</b>	1130200073
<b>Opened, year</b>	1997
<b>Facility acreage</b>	<1

### Wastes Received: 1999, 2000, 2001

	<u>Tons per year</u>	<u>Tons per day (average)</u>
<b>1999</b>	0	0
<b>2000</b>	0	0
<b>2001</b>	0	0

Active, but waste receipts unknown.

### Inspections

<b>Facility inspected by</b>	Illinois EPA, Champaign Regional Office
------------------------------	---

### Contacts

<b>Owner</b>	<b>Operator</b>
City of Bloomington, Public Service Department 109 E. Olive St., P.O. Box 3157 Bloomington, IL 61701 ☎ 309-434-2220	City of Bloomington, Public Service Department 109 E. Olive St., P.O. Box 3157 Bloomington, IL 61701 ☎ 309-434-2220

## Clinton Transfer Station (Inactive)

<b>County</b>	DeWitt
<b>Municipality</b>	Clinton
<b>Location</b>	Route 51 South
<b>Location ☎</b>	309-676-4893
<b>Hours of operation</b>	N/A
<b>Wastes accepted</b>	N/A
<b>Tipping fee</b>	N/A
<b>Owner</b>	Clinton Landfill Inc.**
<b>Operator</b>	Clinton Landfill Inc.

### Facility Facts

<b>Identification number</b>	0398080006
<b>Opened, year</b>	1982
<b>Facility acreage</b>	N/A

Inactive in 2001

### Wastes Received: 1999, 2000, 2001

	<u>Tons per year</u>	<u>Tons per day (average)</u>
<b>1999</b>	0	0
<b>2000</b>	0	0
<b>2001</b>	0	0

### Inspections

<b>Facility inspected by</b>	Illinois EPA, Champaign Regional Office
------------------------------	---

### Contacts

<b>Owner</b>	<b>Operator</b>
Clinton Landfill Inc.** Ron Edwards P.O. Box 9071 Peoria, IL 61612-9071 ☎ 309-676-4893	Clinton Landfill Inc. Ron Edwards P.O. Box 9071 Peoria, IL 61612-9071 ☎ 309-676-4893

\*\*A subsidiary of Coulter Companies, P.O. Box 9071, Peoria, IL 61612-9071 \* 309-676-4893



## Monticello Transfer Station (Active)

<b>County</b>	Piatt
<b>Municipality</b>	Monticello
<b>Location</b>	Allerton Road near William Street (at Monticello Landfill)
<b>Location</b> 📍	N/A
<b>Hours of operation</b>	Limited*
<b>Wastes accepted</b>	Municipal
<b>Tipping fee</b>	\$0
<b>Owner</b>	City of Monticello
<b>Operator</b>	City of Monticello

\*Open two weeks each year for clean-up days: one week in the fall and one week in the spring.

### Facility Facts

<b>Identification number</b>	1478040003
<b>Opened, year</b>	1984
<b>Facility acreage</b>	1.8

### Wastes Received: 1999, 2000, 2001

	<u>Tons per year</u>	<u>Tons per day (average)</u>
<b>1999</b>	1,320	0
<b>2000</b>	1,320	0
<b>2001</b>	1,400	0

Average tons per day is unknown.

### Inspections

<b>Facility inspected by</b>	Illinois EPA, Champaign Regional Office
------------------------------	---

### Contacts

<b>Owner</b>	<b>Operator</b>
City of Monticello 210 N. Hamilton, P.O. Box 437 Monticello, IL 61856 ☎ 217-762-2583	City of Monticello 210 N. Hamilton, P.O. Box 437 Monticello, IL 61856 ☎ 217-762-2583

## Paris Transfer Station (Active)

<b>County</b>	Edgar
<b>Municipality</b>	Paris
<b>Location</b>	Two miles west on Springfield Road
<b>Location ☎</b>	217-463-9220
<b>Hours of operation</b>	Mon. - Fri.: 9 a.m. - 4 p.m.
<b>Wastes accepted</b>	Municipal
<b>Tipping fee</b>	\$13.50/cu. yd.
<b>Owner</b>	City of Paris
<b>Operator</b>	Ingrum Waste Disposal**

### Facility Facts

<b>Identification number</b>	0458080003
<b>Opened, year</b>	1979
<b>Facility acreage</b>	2

### Wastes Received: 1999, 2000, 2001

	<u>Tons per year</u>	<u>Tons per day (average)</u>
<b>1999</b>	0	0
<b>2000</b>	20,800	80
<b>2001</b>	16,900	65

### Inspections

<b>Facility inspected by</b>	Illinois EPA, Champaign Regional Office
------------------------------	---

### Contacts

<b>Owner</b>	<b>Operator</b>
City of Paris City Building Paris, IL 61944 ☎ 217-465-7601	Ingrum Waste Disposal** Scott Ingrum 501 Grandview Ave., P.O. Box 1088 Paris, IL 61944 ☎ 217-465-3335

\*\*A subsidiary of Allied Waste Industries Inc., 15880 N. Greenway-Hayden Loop, Suite 100, Scottsdale, AZ 85260 \* 480-627-2700. Regional Office: 4340 Acer Grove Dr., Suite B, Springfield, IL 62707 \* 217-787-6079

## Shelbyville Disposal Service Transfer Station (Active)

<b>County</b>	Shelby
<b>Municipality</b>	Shelbyville
<b>Location</b>	West Route 16
<b>Location ☎</b>	217-744-5625
<b>Hours of operation</b>	Mon. - Fri.: 5:30 a.m. - 3 p.m.; Sat.: 5:30 a.m. - noon
<b>Wastes accepted</b>	Municipal
<b>Tipping fee</b>	\$40/ton
<b>Owner</b>	Shelbyville Disposal Service Inc.
<b>Operator</b>	Shelbyville Disposal Service Inc.

### Facility Facts

<b>Identification number</b>	1738170003
<b>Opened, year</b>	1984
<b>Facility acreage</b>	1

### Wastes Received: 1999, 2000, 2001

	<u>Tons per year</u>	<u>Tons per day (average)</u>
<b>1999</b>	0	0
<b>2000</b>	0	0
<b>2001</b>	6,000	17

### Inspections

<b>Facility inspected by</b>	Illinois EPA, Champaign Regional Office
------------------------------	---

### Contacts

**Owner**

Shelbyville Disposal Service Inc.  
Marsha L. Grubb  
West Route 16, P.O. Box 143  
Shelbyville, IL 62565  
☎ 217-774-5625

**Operator**

Shelbyville Disposal Service Inc.  
Marsha L. Grubb  
West Route 16, P.O. Box 143  
Shelbyville, IL 62565  
☎ 217-774-5625

## Sullivan Transfer Station (Under Development)

<b>County</b>	Moultrie
<b>Municipality</b>	Sullivan
<b>Location</b>	N/A
<b>Location</b> 📍	N/A
<b>Hours of operation</b>	Mon. - Sat.: 6 a.m. - 6 p.m.
<b>Wastes accepted</b>	Municipal
<b>Tipping fee</b>	N/A
<b>Owner</b>	Allied Waste Transportation Inc.**
<b>Operator</b>	Allied Waste Transportation Inc.

### Facility Facts

<b>Identification number</b>	1390300009
<b>Opened, year</b>	UD*
<b>Facility acreage</b>	3.66

\*Permit to develop issued 4-22-99, Permit to operate not yet granted.

### Wastes Received: 1999, 2000, 2001

	<u>Tons per year</u>	<u>Tons per day (average)</u>
<b>1999</b>	0	0
<b>2000</b>	0	0
<b>2001</b>	0	0

### Inspections

<b>Facility inspected by</b>	Illinois EPA, Champaign Regional Office
------------------------------	---

### Contacts

<b>Owner</b>	<b>Operator</b>
Allied Waste Transportation Inc.**	Allied Waste Transportation Inc.
Terry Bent	Terry Bent
P.O. Box 256	P.O. Box 256
Sullivan, IL 61951	Sullivan, IL 61951
☎ 217-787-6079	☎ 217-787-6079

\*\*A subsidiary of Allied Waste Industries Inc., 15880 N. Greenway-Hayden Loop, Suite 100, Scottsdale, AZ 85260 \* 480-627-2700. Regional Office: 4340 Acer Grove Dr., Suite B, Springfield, IL 62707 \* 217-787-6079

## Waste Transfer & Material Recovery Facility (Active)

County	Champaign
Municipality	Champaign
Location	10 E. St. Mary's Road
Location ☎	217-244-7283
Hours of operation	Mon. - Fri.: 7 a.m. - 3:30 p.m.
Wastes accepted	Recyclables & waste from University only
Tipping fee	\$7.27/cu. yd.
Owner	University of Illinois; Physical Plant Services Bldg.
Operator	University of Illinois; Waste Transfer & MRF

### Facility Facts

Identification number	0190105219
Opened, year	1996
Facility acreage	2.2

### Wastes Received: 1999, 2000, 2001

	<u>Tons per year</u>	<u>Tons per day (average)</u>
1999	9,292	37
2000	9,100	36
2001	8,800	35

### Inspections

Facility inspected by	Illinois EPA, Champaign Regional Office
-----------------------	---

### Contacts

#### Owner

University of Illinois; Physical Plant Services Bldg.  
Tim Hoss  
1501 S. Oak St.  
Champaign, IL 61820  
☎ 217-333-2500

#### Operator

University of Illinois; Waste Transfer & MRF  
Tim Hoss  
10 E. St. Mary's Road  
Champaign, IL 61820  
☎ 217-244-7283

## Brickyard Disposal & Recycling Compost Facility

<b>County</b>	Vermilion
<b>Municipality</b>	Danville
<b>Location</b>	601 E. Brickyard Road
<b>Location ☎</b>	217-431-2384
<b>Hours of operation</b>	Mon. - Fri. : 7 a.m. - 6 p.m.; Sat.: 7 a.m. - noon
<b>Wastes Accepted</b>	Grass, Leaves, Brush
<b>Owner</b>	Brickyard Disposal & Recycling Inc.**
<b>Operator</b>	City of Danville

City of Danville leases this property from the landfill

### Facility Facts

<b>Identification number</b>	1838040029
<b>Date/Year Open - Date/Year Closed</b>	6-1-90 -
<b>Permit Expires</b>	4-1-06
<b>Facility Inspected By</b>	Vermilion County Health Dept. & Illinois EPA, Champaign Regional Office

### Landscape Waste Received (cu. yds): 1999, 2000 & 2001

	<b>Grass cu. yds.</b>	<b>Leaves cu. yds.</b>	<b>Brush cu. yds.</b>
<b>1999</b>	3,087	1,738	4,728
<b>2000</b>	3,235	1,491	2,830
<b>2001</b>	2,494	1,681	1,687

### Total Landscape Waste Received (tons): 1999, 2000 & 2001

<b>1999 tons per year</b>	2,291
<b>2000 tons per year</b>	2,017
<b>2001 tons per year</b>	1,587

### 2001 Amounts Used/Sold (cubic yards)

	<b>Composted</b>	<b>Chipped/Shredded</b>
<b>Land Reclamation</b>	0	0
<b>Daily Landfill Cover</b>	0	0
<b>Final Landfill Cover</b>	0	0
<b>Landscaping</b>	0	0
<b>Land Application at Agronomic Rates</b>	0	0
<b>Other</b>	0	0
<b>TOTAL</b>	0	0

No amounts were specified in these columns

### Contacts

<b>Owner</b>	<b>Operator</b>
Brickyard Disposal & Recycling Inc.** P.O. Box 985 Danville, IL 61834-0985 ☎ 217-443-3128	City of Danville 17 W. Main St. Danville, IL 61832 ☎ 217-431-2395

\*\*A subsidiary of Allied Waste Industries Inc., 15880 N. Greenway-Hayden Loop, Suite 100, Scottsdale, AZ 85260 \* 480-627-2700. Regional Office: 4340 Acer Grove Dr., Suite B, Springfield, IL 62707 \* 217-787-6079

## Coles County Landfill Compost Facility

<b>County</b>	Coles
<b>Municipality</b>	Charleston
<b>Location</b>	6351 W. State St.
<b>Location ☎</b>	217-345-7404
<b>Hours of operation</b>	Mon. - Fri.: 6 a.m. -3:30 p.m.; Sat.: 6 a.m. - 11 a.m.
<b>Wastes Accepted</b>	Grass, Leaves, Brush
<b>Owner</b>	Environmental Reclamation Co. (ERC), Coles Co. LF**
<b>Operator</b>	Environmental Reclamation Co. (ERC), Coles Co. LF*

### Facility Facts

<b>Identification number</b>	0298050007
<b>Date/Year Open - Date/Year Closed</b>	8-25-89 -
<b>Permit Expires</b>	10-31-02
<b>Facility Inspected By</b>	Illinois EPA, Champaign Regional Office

### Landscape Waste Received (cu. yds): 1999, 2000 & 2001

	Grass cu. yds.	Leaves cu. yds.	Brush cu. yds.
<b>1999</b>	2,319	4,637	16,230
<b>2000</b>	1,220	1,500	9,415
<b>2001</b>	485	728	3,882

### Total Landscape Waste Received (tons): 1999, 2000 & 2001

<b>1999 tons per year</b>	1,725
<b>2000 tons per year</b>	2,097
<b>2001 tons per year</b>	863

### 2001 Amounts Used/Sold (cubic yards)

	Composted	Chipped/Shredded
<b>Land Reclamation</b>	0	0
<b>Daily Landfill Cover</b>	0	0
<b>Final Landfill Cover</b>	0	0
<b>Landscaping</b>	0	0
<b>Land Application at Agronomic Rates</b>	0	0
<b>Other</b>	2,682	0
<b>TOTAL</b>	2,682	0

\*Vegetative cover for outside slopes of landfill

### Contacts

Owner	Operator
Environmental Reclamation Co. (ERC), Coles Co. LF** P.O. Box 137 Charleston, IL 61920 ☎ 217-345-7404	Environmental Reclamation Co. (ERC), Coles Co. LF** P.O. Box 137 Charleston, IL 61920 ☎ 217-345-7404

\*\*A subsidiary of Allied Waste Industries Inc., 15880 N. Greenway-Hayden Loop, Suite 100, Scottsdale, AZ 85260 \* 480-627-2700. Regional Office: 4340 Acer Grove Dr., Suite B, Springfield, IL 62707 \* 217-787-6079

## Landscape Recycling Center

<b>County</b>	Champaign
<b>Municipality</b>	Urbana
<b>Location</b>	1210 E. University Ave.
<b>Location ☎</b>	217-384-2342
<b>Hours of operation</b>	Mon. - Sun.: 6 a.m. - 10 p.m.
<b>Wastes Accepted</b>	Grass, Leaves, Mixed Brush*
<b>Owner</b>	City of Urbana, Public Works Dept.
<b>Operator</b>	City of Urbana, Public Works Dept.

\*Maximum amount received may not exceed 60,000 cu. yds.

### Facility Facts

<b>Identification number</b>	0198270001
<b>Date/Year Open - Date/Year Closed</b>	6-22-90 -
<b>Permit Expires</b>	9-1-07
<b>Facility Inspected By</b>	Illinois EPA, Champaign Regional Office

### Landscape Waste Received (cu. yds): 1999, 2000 & 2001

	<b>Grass cu. yds.</b>	<b>Leaves cu. yds.</b>	<b>Brush cu. yds.</b>
<b>1999</b>	538	27,780	1,130
<b>2000</b>	294	12,921	1,671
<b>2001</b>	442	38,827	11,743

\*Clean brush & 50% mixed material is processed into wood mulch using tub grinder

### Total Landscape Waste Received (tons): 1999, 2000 & 2001

<b>1999 tons per year</b>	9,138
<b>2000 tons per year</b>	8,735
<b>2001 tons per year</b>	12,054

### 2001 Amounts Used/Sold (cubic yards)

	<b>Composted</b>	<b>Chipped/Shredded</b>
<b>Land Reclamation</b>	0	0
<b>Daily Landfill Cover</b>	800	300
<b>Final Landfill Cover</b>	0	0
<b>Landscaping</b>	669	3,440
<b>Land Application at Agronomic Rates</b>	0	0
<b>Other</b>	1,000	0
<b>TOTAL</b>	2,469	3,740

\*Other compost is on-site landfill revegetation

### Contacts

#### Owner

City of Urbana, Public Works Dept.  
706 S. Glover Ave.  
Urbana, IL 61802  
☎ 217-384-2393

#### Operator

City of Urbana, Public Works Dept.  
706 S. Glover Ave.  
Urbana, IL 61802  
☎ 217-384-2393



## Macon County Composting Facility

<b>County</b>	Macon
<b>Municipality</b>	Decatur
<b>Location</b>	4225 N. Bearsdale Road
<b>Location ☎</b>	217-877-0888
<b>Hours of operation</b>	Mon. - Fri. : 7:30 a.m. - 4:30 p.m.; Sat.: 8 a.m. - noon
<b>Wastes Accepted</b>	Grass, Leaves, Brush
<b>Owner</b>	Romer Brothers Environmental Recycling Inc.
<b>Operator</b>	Romer Brothers Environmental Recycling Inc.

### Facility Facts

<b>Identification number</b>	1150150066
<b>Date/Year Open - Date/Year Closed</b>	6-15-90 -
<b>Permit Expires</b>	2-1-03
<b>Facility Inspected By</b>	Macon County Solid Waste Mgt. Dept. & Illinois EPA, Champaign Regional Office

### Landscape Waste Received (cu. yds): 1999, 2000 & 2001

	<b>Grass cu. yds.</b>	<b>Leaves cu. yds.</b>	<b>Brush cu. yds.</b>
<b>1999</b>	1,000	9,000	17,000
<b>2000</b>	800	1,700	16,000
<b>2001</b>	2,100	9,600	20,000

### Total Landscape Waste Received (tons): 1999, 2000 & 2001

<b>1999 tons per year</b>	9,500
<b>2000 tons per year</b>	3,060
<b>2001 tons per year</b>	5,760

### 2001 Amounts Used/Sold (cubic yards)

	<b>Composted</b>	<b>Chipped/Shredded</b>
<b>Land Reclamation</b>	0	0
<b>Daily Landfill Cover</b>	0	5,000
<b>Final Landfill Cover</b>	0	0
<b>Landscaping</b>	3,000	12,000
<b>Land Application at Agronomic Rates</b>	0	0
<b>Other</b>	0	0
<b>TOTAL</b>	3,000	17,000

### Contacts

#### Owner

Romer Brothers Environmental Recycling Inc.  
4225 N. Bearsdale Road  
Decatur, IL 62526  
☎ 217-877-1596 or 217-877-0888

#### Operator

Romer Brothers Environmental Recycling Inc.  
4225 N. Bearsdale Road  
Decatur, IL 62526  
☎ 217-877-1596 or 217-877-0888

## Macon County Landfill Compost Facility (Now Inactive)

<b>County</b>	Macon
<b>Municipality</b>	Decatur
<b>Location</b>	1363 Bear Road
<b>Location ☎</b>	217-963-2976
<b>Hours of operation</b>	N/A*
<b>Wastes Accepted</b>	Grass, Leaves, Brush
<b>Owner</b>	Macon County Landfill Corp.**
<b>Operator</b>	Macon County Landfill Corp.

\*No longer accepts yard waste as of June 2001

### Facility Facts

<b>Identification number</b>	1158040008
<b>Date/Year Open - Date/Year Closed</b>	3-26-90 -
<b>Permit Expires</b>	3-26-03
<b>Facility Inspected By</b>	Macon County Solid Waste Mgt. Dept. & Illinois EPA, Champaign Regional Office

### Landscape Waste Received (cu. yds): 1999, 2000 & 2001

	Grass cu. yds.	Leaves cu. yds.	Brush cu. yds.
<b>1999</b>	0	0	0
<b>2000</b>	0	0	0
<b>2001</b>	0	0	0

\*Material is weighed in bulk when received; Mixture is not separated into components.

### Total Landscape Waste Received (tons): 1999, 2000 & 2001

<b>1999 tons per year</b>	2,508
<b>2000 tons per year</b>	3,797
<b>2001 tons per year</b>	729

### 2001 Amounts Used/Sold (cubic yards)

	Composted	Chipped/Shredded
<b>Land Reclamation</b>	0	0
<b>Daily Landfill Cover</b>	0	2,431
<b>Final Landfill Cover</b>	0	0
<b>Landscaping</b>	0	0
<b>Land Application at Agronomic Rates</b>	0	0
<b>Other</b>	0	0
<b>TOTAL</b>	0	2,431

### Contacts

#### Owner

Macon County Landfill Corp.\*\*  
Rural Route 8, P.O. Box 115-Hill Road  
Decatur, IL 62522  
☎ 217-963-2976

#### Operator

Macon County Landfill Corp.  
Rural Route 8, P.O. Box 115-Hill Road  
Decatur, IL 62522  
☎ 217-963-2976

\*\*An affiliate of Superior Services Inc., 125 S. 84th St., Suite 200, Milwaukee, WI 53214 and a subsidiary of Vivendi Environmental, France \* 414-479-7800 \* Regional office: 1525 Kautz Road, Suite 1000, West Chicago, IL 60185 \* 630-762-7703

# Landfills Transfer Stations Compost Facilities



*Litchfield-Hillsboro Landfill's name implies that it serves the two community's waste disposal needs. A new cell was being developed in early part of 2002.*

This page intentionally left blank.

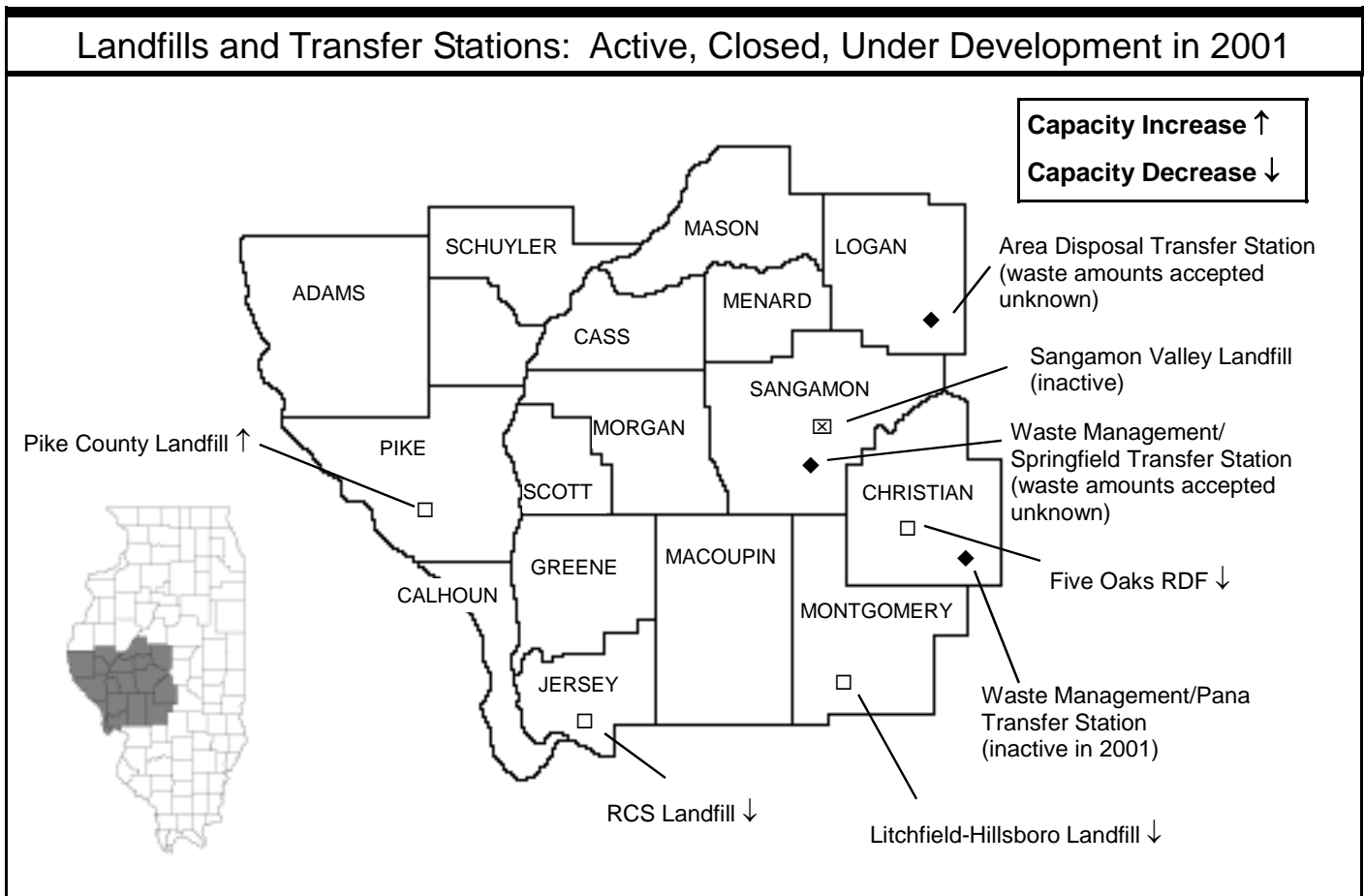
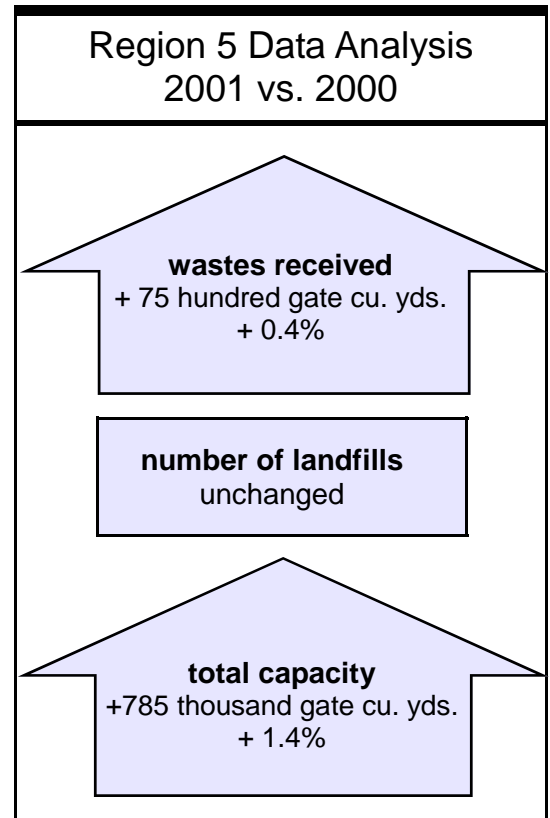
**W**ASTES LANDFILLED IN REGION FIVE DURING 2001 amounted to only 3.4 percent of the state's total, the lowest in the State.

Region Five's four active landfills accepted less than 1.8 million gate cubic yards of wastes during 2001. This volume differed slightly from 2000's total wastes landfilled by less than one percent, or an increase of just less than 7,500 gate cubic yards.

**Landfill life exceeds statewide average**

As a region, West Central Illinois has the second most landfill life remaining: 32 years; Region 3 (Peoria/Quad Cities) has more landfill life at 41 years. On the low end, Chicago Metropolitan Area (Region 2) has six years remaining and Region 4 (East Central Illinois) has seven.

In Metropolitan East St. Louis, St. Clair County's Cottonwood Hills RDF opened its gates for waste acceptance on Nov. 1, 2000, and bought to its region 30 years capacity.



<b>Counties</b>	<b>17</b>
<b>Area (square miles)</b>	<b>9,408</b>
<b>Population (est.)</b>	<b>560,176</b>
<b>Landfill life expectancy</b>	
<b>Years remaining</b>	<b>32</b> ♦
<b>Landfills</b>	
<b>Active in 2001</b>	<b>4</b>
<b>Proposed to reactivate in early 2003</b>	<b>1</b>
<b>Open past 2002</b>	<b>5</b>
<b>Transfer Stations</b>	
<b>Active in 2001</b>	<b>3</b>
<b>Compost facilities</b>	
<b>Active in 2001</b>	<b>2</b>
♦ Total remaining capacity (from table below) divided by total wastes accepted. Tells how long the region may be served by local landfills at current disposal rates, barring capacity adjustments, until capacity is depleted.	

### Court-ordered closed landfill distorts capacity figures

As of Jan. 1, 2002, the region's landfills reported a total capacity of 57.6 million gate cubic yards, an increase of about one and one-half percent from the year before. However, more than a quarter of this capacity was unusable in 2001 since Sangamon Valley Landfill, in Springfield, was closed by court order on Feb. 27, 1995 under previous owners. Nevertheless, the facility continued to report certified capacity of 12.6 million gate cubic yards. A permit application currently under review may reduce this figure even further to 5.1 million gate cubic yards. The landfill owners propose to reactivate in early 2003.

The facility was not formally closed and was regarded as inactive in 2001. The site's permits were granted on Oct. 24, 2002. Average receipts might meet 500,000 gate cubic yards of waste per year upon re-opening, according to the owners.

Thirty miles from Springfield, in nearby Christian County, Five Oaks Recycling and Disposal Facility, Taylorville, ranked sixth in the state in available capacity. Five Oaks, along with 25<sup>th</sup> place Pike County Landfill, Baylis and Litchfield-Hillsboro Landfill (ranked 33<sup>rd</sup>) have the potential to provide Region Five more than 30 years of landfill capacity.

### Three counties have delegation agreements

The Illinois EPA has delegated inspection authority to the Christian County Solid Waste Management Department, Montgomery County Coordinated Services Office and Sangamon County Department of Public Health.

Delegation agreements authorize these agencies to conduct many of the duties that would otherwise have to be performed by the Illinois EPA field office: investigating and enforcing suspected violations of land pollution laws and reports of open dumping, and inspecting landfills, transfer stations and compost facilities permitted through

Landfills: Wastes Accepted 2001; Remaining Capacities Jan. 1, 2002								
	Municipality	County	Wastes		Capacity		Disp. Area Acres	Close Year
			Cu. Yds.	Rank <sup>1</sup>	Cu. Yds.	Rank <sup>2</sup>		
Five Oaks RDF ♦	Taylorville	Christian	976,615	16	29,830,000	6	175	2031
Litchfield-Hillsboro Landfill ♦	Litchfield	Montgomery	399,935	31	4,726,000	31	62	2014
Pike County Landfill ♦	Baylis	Pike	319,498	33	7,247,000	25	69	2024
RCS Landfill	Jerseyville	Jersey	82,331	50	3,194,000	33	23.6	2041
Sangamon Valley Landfill <sup>3</sup>	Springfield	Sangamon	0	N/A	12,618,000	16	95	2027
<b>Totals</b>			<b>1,778,379</b>		<b>57,615,000</b>			

♦ Three landfills accepted out-of-state wastes during 2001 totaling 31,427 gate cubic yards, or 1.8% of the region's total.

<sup>1</sup> Standing among 52 landfills that accepted wastes during 2001.

<sup>2</sup> Standing among 52 landfills that reported capacity as of Jan. 1, 2002.

<sup>3</sup> Although inactive in 2001, permits were approved on Oct. 24, 2002.

the Agency's Bureau of Land. (Inspections also include industrial landfills, or monofills, and landfills that closed prior to 1999; these facilities are not included in this report.)

Christian and Montgomery counties each have an active landfill, whereas Sangamon County's sole landfill is currently inactive.

Christian and Sangamon counties each have an active transfer station; Montgomery County does not. Of the three, only Sangamon County has a compost facility.

### Transfer station's activity in 2001 is under represented

None of Region Five's three transfer stations voluntarily reported accepting any municipal waste during 2001.

Prior to 1998, nearly 95 percent of these transfers took place at Waste Management's facility in Springfield reflecting the inability of Sangamon Valley Landfill to take Springfield's wastes; this facility did not voluntarily report in 2001; so this total does not reflect the transfer of waste accurately in the region.

Waste Management/Pana became inactive during 2002 for business reasons.

Transfer Stations: Wastes Handled 2001			
	Municipality	County	Tons
Area Disposal <sup>1</sup>	Lincoln	Logan	0
Waste Mgt./Pana <sup>1</sup>	Pana	Christian	0
Waste Mgt./Springfield <sup>1</sup>	Springfield	Sangamon	0
<b>Total</b>			<b>0</b>

<sup>1</sup> Accepted some unknown amount of waste in 2001

### Compost facilities

More than 1,124 gate tons of landscape wastes (an amount less than one percent of regional wastes landfilled) were processed through two facilities which were active in Region Five in 2001. Sangamon One allowed its composting permit to expire in 2000.

Compost Facilities: Wastes Accepted 2001			
	Municipality	County	Tons
Dirksen Parkway Compost	Springfield	Sangamon	11
Quincy Compost Facility	Quincy	Adams	1,113
<b>Total</b>			<b>1,124</b>

## Questions and Complaints

Illinois EPA Region Five field office personnel investigate reports of suspected illegal waste disposal, and inspect the region's landfills, transfer stations and compost facilities, except in **Christian, Montgomery and Sangamon counties**, where joint responsibility has been delegated to local authorities.

Questions or complaints concerning pollution control facilities, open dumping or other incidents should be directed to the office having jurisdiction over the site:

**Illinois EPA**  
**4500 South Sixth Street Road**  
**Springfield, IL 62706**  
**Phone: 217-786-6892**  
**Fax: 217-786-6357**

**Christian County Solid Waste Management Department**  
**214 W. Market St.**  
**Taylorville, IL 62568**  
**Phone: 217-287-2334**  
**Fax: 217-287-7755**

**Montgomery County Coordinated Services**  
**#1 Courthouse Square**  
**P.O. Box 122**  
**Hillsboro, IL 62049**  
**Phone: 217-532-9577**  
**Fax: 217-532-9585**

**Sangamon County Department of Public Health**  
**2501 N. Dirksen Parkway**  
**Springfield, IL 62702-1405**  
**Phone: 217-535-3100**  
**Fax: 217-535-3104**

## Municipal Waste Management Plans

The Solid Waste Planning and Recycling Act requires all Illinois counties and the city of Chicago to develop, adopt and implement 20-year municipal waste management plans.

Plans include programs and recommendations to achieve solid waste management goals, which typically include waste reduction, recycling, incineration and landfilling as program options.

The law requires each plan to include a program designed to recycle 15 percent of municipal wastes by the end of the third year of the program and 25 percent of municipal wastes by the end of the fifth year, depending upon the availability of markets.

Every five years each plan must identify changes in planning areas, evaluate progress in plan implementation and, if necessary, revise plan recommendations and goals. The county also has the option of updating its solid waste generation rate. The plan is then submitted to the Illinois EPA for review and comment.

Five year plan updates have been adopted by Brown, Calhoun, Cass, Christian, Greene, Logan, Macoupin, Mason, Menard, Montgomery, Morgan, Pike, Sangamon, Schuyler, and Scott Counties.

Additionally, Sangamon County completed its ten year plan update.

Questions concerning these plans and their availability should be directed to the appropriate local administrators listed in Appendix K of this report.

**Details concerning Region Five landfills, transfer stations and compost facilities follow on pages R5.5 through R5.15.**

## Recycling rates range from more than one to almost 60 percent

The Illinois EPA encourages but does not regulate recycling, and is not obligated to collect and report recycling data; it does, however, as a public service, seek this information from county recycling coordinators.

Ten recycling coordinators (out of 17 counties) in Region Five provided data for 2001.

The multi-year average for the full region, which includes recycling data reaching back to 1992, is 24.5 percent. ♦

### Municipal Wastes Recycled

County	Estimated Population	Waste Generated		Waste Recycled	
		Tons	PCD	Tons	Percent
Adams	68,277	74,763	6.0	19,438	26.0
Brown <sup>1</sup>	6,345	2,965	2.6	90	3.0
Calhoun	4,960	2,879	3.2	36	1.3
Cass <sup>1</sup>	13,223	7,245	3.0	117	1.6
Christian	35,372	14,202	2.2	8,488	59.8
Greene	14,573	10,904	4.1	211	1.9
Jersey	21,832	19,921	5.0	1,188	6.0
Logan <sup>1 &amp; 2</sup>	31,183	19,900	3.5	4,525	22.7
Macoupin	49,019	18,786	2.1	3,243	17.3
Mason <sup>1</sup>	16,885	9,193	3.0	242	2.6
Menard	12,345	6,485	2.9	103	1.6
Montgomery	30,652	17,436	3.1	4,039	23.2
Morgan	36,056	28,295	4.3	6,547	23.1
Pike <sup>1</sup>	17,287	9,709	3.1	293	3.0
Sangamon	188,951	213,369	6.2	64,876	30.4
Schuyler <sup>1</sup>	7,625	4,217	3.0	112	2.7
Scott <sup>1</sup>	5,591	3,192	3.1	85	2.7
<b>Totals</b>	<b>560,176</b>	<b>463,461</b>	<b>4.5</b>	<b>113,633</b>	<b>24.5%</b> <sup>3</sup>

<sup>1</sup> Has residential recycling ordinance.

<sup>2</sup> Has commercial recycling ordinance.

<sup>3</sup> Regional average.



## Five Oaks Recycling and Disposal Facility

<b>County</b>	Christian
<b>Municipality</b>	Taylorville
<b>Location</b>	890 E. 1500 North Road
<b>Location ☎</b>	217-824-3942 Ext. 115
<b>Hours of operation</b>	Mon.: 6 a.m. - 3 p.m.; Tues.-Thurs.: 7 a.m. - 3 p.m.; Fri.: 7 a.m. - 4 p.m.
<b>Wastes accepted</b>	Municipal, nonhazardous special, liquids for solidification
<b>Tipping fee</b>	\$30 per ton
<b>Owner</b>	Waste Management of Illinois Inc.**
<b>Operator</b>	Waste Management of Illinois Inc.**

### Facility Facts

<b>Identification number</b>	0218160006
<b>Design capacity, airspace cu.yds.</b>	13,887,700
<b>Total permitted landfill area, acres</b>	213
<b>Permitted disposal area, acres</b>	175
<b>Highest permitted elevation, feet (msl)</b>	685
<b>Leachate monitoring stations</b>	3
<b>Groundwater monitoring wells</b>	18
<b>Methane collection system</b>	Active extraction with flare
<b>Years remaining, estimated by landfill</b>	30.5
<b>Date/year to open X date/year to close</b>	12-31-78 - 2031

### Wastes Received: 1999, 2000, 2001

	TOTAL WASTES ACCEPTED			OUT-OF-STATE WASTES ACCEPTED		
	gate cu. yds	tons	tons/day	gate cu/yds.	tons	% of total
<b>1999</b>	1,054,290	319,482	1,229	16,243	4,922	2
<b>2000</b>	1,047,350	317,379	1,221	3,467	1,051	0
<b>2001</b>	976,615	295,944	1,138	11,605	3,517	1

1999 State of Origin: Illinois, Iowa, Kentucky, Missouri, North Carolina    2000 State of Origin: Illinois, Kentucky, Missouri  
 2001 State of Origin: Georgia, Illinois, Indiana, Kansas, Kentucky, Missouri, Wisconsin

### Remaining Capacities: Jan. 1, 2001 and Jan. 1, 2002

<b>2001 certified gate cu. yds. (tons)</b>	30,272,000	(9,173,000)
<b>2002 certified gate cu. yds. (tons)</b>	29,830,000	(9,039,000)

### Audits and Inspections

<b>Solid Waste Mgt. Fees paid in 2001</b>	\$224,979
<b>Last audited by Illinois EPA</b>	9-7-99, 10-10-00, 8-21-01 & 6-6-02
<b>Facility inspected by</b>	Christian County Solid Waste Management Department & Illinois EPA, Springfield Regional Office

### Contacts

<b>Owner</b>	<b>Operator</b>
Waste Management of Illinois Inc.** 890 East 1500 North Road Taylorville, IL 62568 Contact: Dan Erni ☎ 217-824-3942 Ext. 115	Waste Management of Illinois Inc.** 890 East 1500 North Road Taylorville, IL 62568 Contact: Dan Erni ☎ 217-824-3942 Ext. 115

\*\*A subsidiary of Waste Management Inc. Midwest, 1001 Fannin, Suite 4000, Houston, TX 77002 \* 713-512-6200

# Litchfield-Hillsboro Landfill

<b>County</b>	Montgomery
<b>Municipality</b>	Litchfield
<b>Location</b>	Route 16 East
<b>Location ☎</b>	217-324-2811
<b>Hours of operation</b>	Mon.-Fri.: 7 a.m. - 4 p.m.
<b>Wastes accepted</b>	Municipal, nonhazardous special
<b>Tipping fee</b>	\$18.34 per ton
<b>Owner</b>	Envotech-Illinois LLC**
<b>Operator</b>	Envotech-Illinois LLC**

## Facility Facts

<b>Identification number</b>	1358150007
<b>Design capacity, airspace cu.yds.</b>	5,546,400
<b>Total permitted landfill area, acres</b>	148
<b>Permitted disposal area, acres</b>	62
<b>Highest permitted elevation, feet (msl)</b>	723
<b>Leachate monitoring stations</b>	3
<b>Groundwater monitoring wells</b>	13
<b>Methane collection system</b>	Planned
<b>Years remaining, estimated by landfill</b>	12
<b>Date/year to open X date/year to close</b>	1976 - 2014

## Wastes Received: 1999, 2000, 2001

	<b>TOTAL WASTES ACCEPTED</b>			<b>OUT-OF-STATE WASTES ACCEPTED</b>		
	gate cu. yds	tons	tons/day	gate cu/yds.	tons	% of total
<b>1999</b>	347,000	105,152	404	1,806	547	1
<b>2000</b>	350,000	106,061	408	2,733	828	1
<b>2001</b>	399,935	121,192	466	564	171	0
1999 State of Origin: Illinois, Indiana, Iowa, Missouri    2000 State of Origin: Illinois, Missouri    2001 State of Origin: Illinois, Missouri						

## Remaining Capacities: Jan. 1, 2001 and Jan. 1, 2002

<b>2001 certified gate cu. yds. (tons)</b>	4,760,000	(1,442,000)
<b>2002 certified gate cu. yds. (tons)</b>	4,726,000	(1,432,000)

## Audits and Inspections

<b>Solid Waste Mgt. Fees paid in 2001</b>	\$134,014
<b>Last audited by Illinois EPA</b>	9-26-00, 8-22-01 & 8-13-02
<b>Facility inspected by</b>	Montgomery County Health Department & Illinois EPA, Springfield Regional Office

## Contacts

<b>Owner</b>	<b>Operator</b>
Envotech-Illinois LLC** 2782 Landfill Trail Litchfield, IL 62056 Contact: Tim Curry ☎ 217-324-2811	Envotech-Illinois LLC** 2782 Landfill Trail Litchfield, IL 62056 Contact: Bryan Deming ☎ 217-324-2811

\*\*A subsidiary of Allied Waste Industries Inc., 15880 N. Greenway-Hayden Loop, Suite 100, Scottsdale, AZ 85260 \* 480-627-2700. Regional Office: 12976 St. Charles Rock Road, Bridgeton, MO 63044 \* 314-739-7517

# Pike County Landfill

<b>County</b>	Pike
<b>Municipality</b>	Baylis
<b>Location</b>	Rural Route 1
<b>Location ☎</b>	217-833-2732
<b>Hours of operation</b>	Mon.-Fri.: 7 a.m. - 3 p.m.
<b>Wastes accepted</b>	Municipal, nonhazardous special
<b>Tipping fee</b>	\$10 per cubic yard
<b>Owner</b>	Pike County Landfill Inc.**
<b>Operator</b>	Pike County Landfill Inc.**

## Facility Facts

<b>Identification number</b>	1498160001
<b>Design capacity, airspace cu.yds.</b>	6,000,000
<b>Total permitted landfill area, acres</b>	77
<b>Permitted disposal area, acres</b>	69
<b>Highest permitted elevation, feet (msl)</b>	836
<b>Leachate monitoring stations</b>	7
<b>Groundwater monitoring wells</b>	12
<b>Methane collection system</b>	Yes
<b>Years remaining, estimated by landfill</b>	23
<b>Date/year to open X date/year to close</b>	12-31-75 - 2024

## Wastes Received: 1999, 2000, 2001

	<b>TOTAL WASTES ACCEPTED</b>			<b>OUT-OF-STATE WASTES ACCEPTED</b>		
	gate cu. yds	tons	tons/day	gate cu/yds.	tons	% of total
<b>1999</b>	338,795	102,665	395	39,960	12,109	12
<b>2000</b>	326,155	98,835	380	35,083	10,631	11
<b>2001</b>	319,498	96,818	372	18,628	5,645	6
1999 State of Origin: Illinois, Iowa, Missouri, Nebraska			2000 State of Origin: Illinois, Iowa, Missouri, Nebraska			2001 State of Origin: Illinois, Iowa, Missouri, Nebraska

## Remaining Capacities: Jan. 1, 2001 and Jan. 1, 2002

<b>2001 certified gate cu. yds. (tons)</b>	5,806,000	(1,759,000)
<b>2002 certified gate cu. yds. (tons)</b>	7,247,000	(2,196,000)

## Audits and Inspections

<b>Solid Waste Mgt. Fees paid in 2001</b>	\$99,380
<b>Last audited by Illinois EPA</b>	6-13-00, 6-12-01 & 4-18-02
<b>Facility inspected by</b>	Illinois EPA, Springfield Regional Office

## Contacts

### Owner

Pike County Landfill Inc.\*\*  
P.O. Box 9071  
Peoria, IL 61612-9071  
Contact: Ron L. Edwards  
☎ 309-676-4893

### Operator

Pike County Landfill Inc.\*\*  
P.O. Box 9071  
Peoria, IL 61612-9071  
Contact: Ron L. Edwards  
☎ 309-676-4893

\*\*A separately incorporated affiliate of Peoria Disposal Co.

## RCS Landfill

<b>County</b>	Jersey
<b>Municipality</b>	Jerseyville
<b>Location</b>	1336 W. Crystal Lake Road
<b>Location ☎</b>	618-498-2024
<b>Hours of operation</b>	Mon.-Fri.: 7 a.m. - 5 p.m.
<b>Wastes accepted</b>	Municipal, nonhazardous special
<b>Tipping fee</b>	\$35 per ton
<b>Owner</b>	RCS Inc.**
<b>Operator</b>	RCS Inc.**

### Facility Facts

<b>Identification number</b>	0830250012
<b>Design capacity, airspace cu.yds.</b>	2,526,239
<b>Total permitted landfill area, acres</b>	190.6
<b>Permitted disposal area, acres</b>	23.6
<b>Highest permitted elevation, feet (msl)</b>	662
<b>Leachate monitoring stations</b>	2
<b>Groundwater monitoring wells</b>	9
<b>Methane collection system</b>	None
<b>Years remaining, estimated by landfill</b>	39
<b>Date/year to open X date/year to close</b>	1-31-95 - 2041

### Wastes Received: 1999, 2000, 2001

	TOTAL WASTES ACCEPTED			OUT-OF-STATE WASTES ACCEPTED		
	gate cu. yds	tons	tons/day	gate cu/yds.	tons	% of total
<b>1999</b>	70,591	21,391	82	0	0	0
<b>2000</b>	47,416	14,368	55	0	0	0
<b>2001</b>	82,331	24,949	96	0	0	0
1999 State of Origin: Illinois only    2000 State of Origin: Illinois only    2001 State of Origin: Illinois only						

### Remaining Capacities: Jan. 1, 2001 and Jan. 1, 2002

<b>2001 certified gate cu. yds. (tons)</b>	3,374,000	(1,022,000)
<b>2002 certified gate cu. yds. (tons)</b>	3,194,000	( 968,000)

### Audits and Inspections

<b>Solid Waste Mgt. Fees paid in 2001</b>	\$8,475
<b>Last audited by Illinois EPA</b>	6-20-00, 6-19-01 & 4-25-02
<b>Facility inspected by</b>	Illinois EPA, Springfield Regional Office

### Contacts

#### Owner

RCS Inc.\*\*  
1336 W. Crystal Lake Road  
Jerseyville, IL 62052  
Contact: Bryan Deming  
☎ 618-656-6912

#### Operator

RCS Inc.\*\*  
1336 W. Crystal Lake Road  
Jerseyville, IL 62052  
Contact: Bryan Deming  
☎ 618-656-6912

\*\*A subsidiary of Allied Waste Industries Inc., 15880 N. Greenway-Hayden Loop, Suite 100, Scottsdale, AZ 85260 \* 480-627-2700. Regional Office: 12976 St. Charles Rock Road, Bridgeton, MO 63044 \* 314-739-7517

## Sangamon Valley Landfill (Inactive)

<b>County</b>	Sangamon
<b>Municipality</b>	Springfield
<b>Location</b>	2565 Sand Hill Road
<b>Location ☎</b>	217-522-7797
<b>Hours of operation</b>	N/A
<b>Wastes accepted</b>	N/A
<b>Tipping fee</b>	N/A
<b>Owner</b>	Sangamon Valley Landfill Inc.**
<b>Operator</b>	Sangamon Valley Landfill Inc.**

### Facility Facts

<b>Identification number</b>	1678220037
<b>Design capacity, airspace cu.yds.</b>	N/A
<b>Total permitted landfill area, acres</b>	136
<b>Permitted disposal area, acres</b>	95
<b>Highest permitted elevation, feet (msl)</b>	667
<b>Leachate monitoring stations</b>	4
<b>Groundwater monitoring wells</b>	34
<b>Methane collection system</b>	Gas-to-energy
<b>Years remaining, estimated by landfill</b>	25
<b>Date/year to open X date/year to close</b>	3-12-81 - 2027

If site re-opens, it would average receipt of 500,000 gate cu. yds. per year

### Wastes Received: 1999, 2000, 2001

	TOTAL WASTES ACCEPTED			OUT-OF-STATE WASTES ACCEPTED		
	gate cu. yds	tons	tons/day	gate cu/yds.	tons	% of total
<b>1999</b>	0	0	0	0	0	0
<b>2000</b>	0	0	0	0	0	0
<b>2001</b>	0	0	0	0	0	0
1999 State of Origin: N/A    2000 State of Origin: N/A    2001 State of Origin: N/A						

### Remaining Capacities: Jan. 1, 2001 and Jan. 1, 2002

<b>2001 certified gate cu. yds. (tons)</b>	12,618,000	(3,824,000)
<b>2002 certified gate cu. yds. (tons)</b>	12,618,000	(3,824,000)

\*Sig. Mod. Application under review which, if approved would reduce permitted capacity to 5,135,690 cu. yds.

### Audits and Inspections

<b>Solid Waste Mgt. Fees paid in 2001</b>	\$0
<b>Last audited by Illinois EPA</b>	None
<b>Facility inspected by</b>	Sangamon County Department of Public Health & Illinois EPA, Springfield Regional Office

Only active landfills are audited

### Contacts

Owner	Operator
Sangamon Valley Landfill Inc.** 2931 N. Dirksen Parkway Springfield, IL 62702 Contact: Paul Howe ☎ 217-787-6079	Sangamon Valley Landfill Inc.** 2565 Sand Hill Road Springfield, IL 62707 Contact: Bryan Deming ☎ 217-522-7797

\*\*A subsidiary of Allied Waste Industries Inc., 15880 N. Greenway-Hayden Loop, Suite 100, Scottsdale, AZ 85260 \* 480-627-2700. Regional Office: 4340 Acer Grove Dr., Suite B, Springfield, IL 62707 \* 217-787-6079

## Area Disposal Transfer Station (Active)

County	Logan
Municipality	Lincoln
Location	835 1575th St.
Location ☎	217-735-5881
Hours of operation	Mon. - Fri.: 8 a.m. - 5 p.m.
Wastes accepted	Municipal, recyclables
Tipping fee	N/A
Owner	Peoria Disposal Co.
Operator	Area Disposal Co.**

### Facility Facts

Identification number	1078160001
Opened, year	1982
Facility acreage	15-20

### Wastes Received: 1999, 2000, 2001

	<u>Tons per year</u>	<u>Tons per day (average)</u>
1999	0	0
2000	0	0
2001	0	0

Active, but waste receipts unknown.

### Inspections

Facility inspected by	Illinois EPA, Springfield Regional Office
-----------------------	---

### Contacts

Owner	Operator
Peoria Disposal Co. Ron Edwards P.O. Box 9071 Peoria, IL 61612-9071 ☎ 309-676-4893	Area Disposal Co.** Ron Edwards P.O. Box 9071 Peoria, IL 61612-9071 ☎ 309-676-4893

\*\*A subsidiary of Coulter Companies, P.O. Box 9071, Peoria, IL 61612-9071 \* 309-676-4893

## Waste Management/Pana Transfer Station (Active)

County	Christian
Municipality	Pana
Location	412 N. Garfield
Location ☎	217-562-4011
Hours of operation	Mon.: 7-10 a.m.; Fri.: 2-5 p.m.
Wastes accepted	Municipal
Tipping fee	N/A
Owner	Waste Management of Illinois Inc.**
Operator	Waste Management of Illinois Inc.**

### Facility Facts

Identification number	0218100002
Opened, year	1978
Facility acreage	2

Active in 2001, but waste receipts unknown.

### Wastes Received: 1999, 2000, 2001

	<u>Tons per year</u>	<u>Tons per day (average)</u>
1999	0	0
2000	1,076	5
2001	0	0

### Inspections

Facility inspected by	Illinois EPA, Springfield Regional Office & Christian County Solid Waste Management Department
-----------------------	--

### Contacts

Owner	Operator
Waste Management of Illinois Inc.** 890 E. 1500 N. Road Taylorville, IL 62568 ☎ 217-824-3942	Waste Management of Illinois Inc.** 890 E. 1500 N. Road Taylorville, IL 62658 ☎ 217-824-3942

\*\*A subsidiary of Waste Management Inc. Midwest, 1001 Fannin, Suite 4000, Houston, TX 77002 \* 713-512-6200. Address given above is for Five Oaks Recycling & Disposal Facility.

## Waste Management/Springfield Transfer Station (Active)

County	Sangamon
Municipality	Springfield
Location	3000 E. Ash St.
Location ☎	217-523-5497
Hours of operation	Mon. - Sat.: 5 a.m. - 6 p.m.
Wastes accepted	Municipal, recyclables, landscape waste
Tipping fee	N/A
Owner	Waste Management of Illinois Inc.**
Operator	Waste Management of Illinois Inc.**

### Facility Facts

Identification number	1671200127
Opened, year	1980
Facility acreage	3.6

### Wastes Received: 1999, 2000, 2001

	<u>Tons per year</u>	<u>Tons per day (average)</u>
1999	0	0
2000	0	0
2001	0	0

Active, but waste receipts unknown.

### Inspections

Facility inspected by	Illinois EPA, Springfield Regional Office & Sangamon County Department of Public Health
-----------------------	--

### Contacts

Owner	Operator
Waste Management of Illinois Inc.** 3000 E. Ash St. Springfield, IL 62703 ☎ 217-523-5497	Waste Management of Illinois Inc.** 3000 E. Ash St. Springfield, IL 62703 ☎ 217-523-5497

\*\*A subsidiary of Waste Management Inc. Midwest, 1001 Fannin, Suite 4000, Houston, TX 77002 \* 713-512-6200



## Dirksen Parkway Compost Facility

<b>County</b>	Sangamon
<b>Municipality</b>	Springfield
<b>Location</b>	2901 S. Dirksen Parkway
<b>Location ☎</b>	N/A
<b>Hours of operation</b>	N/A
<b>Wastes Accepted</b>	Grass, Leaves, Brush
<b>Owner</b>	Secretary of State, Physical Services
<b>Operator</b>	Secretary of State, Physical Services

### Facility Facts

<b>Identification number</b>	1671200110
<b>Date/Year Open - Date/Year Closed</b>	6-22-90 -
<b>Permit Expires</b>	1-11-04
<b>Facility Inspected By</b>	Sangamon County Dept. of Public Health & Illinois EPA, Springfield Regional Office

### Landscape Waste Received (cu. yds): 1999, 2000 & 2001

	<b>Grass cu. yds.</b>	<b>Leaves cu. yds.</b>	<b>Brush cu. yds.</b>
<b>1999</b>	16	17	6
<b>2000</b>	16	17	7
<b>2001</b>	15	20	9

### Total Landscape Waste Received (tons): 1999, 2000 & 2001

<b>1999 tons per year</b>	11
<b>2000 tons per year</b>	11
<b>2001 tons per year</b>	11

### 2001 Amounts Used/Sold (cubic yards)

	<b>Composted</b>	<b>Chipped/Shredded</b>
<b>Land Reclamation</b>	0	0
<b>Daily Landfill Cover</b>	0	0
<b>Final Landfill Cover</b>	0	0
<b>Landscaping</b>	35	0
<b>Land Application at Agronomic Rates</b>	0	0
<b>Other</b>	0	0
<b>TOTAL</b>	35	0

### Contacts

#### Owner

Secretary of State, Physical Services  
Room 189, Howlett Building  
Springfield, IL 62756  
☎ 217-782-6530

#### Operator

Secretary of State, Physical Services  
2901 S. Dirksen Parkway  
Springfield, IL 62702  
☎ 217-782-6530

## Quincy Compost Facility

<b>County</b>	Adams
<b>Municipality</b>	Quincy
<b>Location</b>	200 E. Lock & Dam Road
<b>Location ☎</b>	217-228-4555
<b>Hours of operation</b>	N/A
<b>Wastes Accepted</b>	Grass, Leaves, Brush
<b>Owner</b>	City of Quincy
<b>Operator</b>	City of Quincy

### Facility Facts

<b>Identification number</b>	0010650038
<b>Date/Year Open - Date/Year Closed</b>	2-27-90 -
<b>Permit Expires</b>	9-24-03
<b>Facility Inspected By</b>	Illinois EPA, Springfield Regional Office

### Landscape Waste Received (cu. yds): 1999, 2000 & 2001

	<b>Grass cu. yds.</b>	<b>Leaves cu. yds.</b>	<b>Brush cu. yds.</b>
<b>1999</b>	2,820	7,315	0
<b>2000</b>	2,745	6,380	0
<b>2001</b>	2,485	6,867	70,000

Estimated volumes; No scale is available to weigh. Amounts dropped off by public is also estimated.

### Total Landscape Waste Received (tons): 1999, 2000 & 2001

<b>1999 tons per year</b>	3,321
<b>2000 tons per year</b>	2,374
<b>2001 tons per year</b>	1,113

### 2001 Amounts Used/Sold (cubic yards)

	<b>Composted</b>	<b>Chipped/Shredded</b>
<b>Land Reclamation</b>	0	0
<b>Daily Landfill Cover</b>	0	0
<b>Final Landfill Cover</b>	0	0
<b>Landscaping</b>	1,000	2,000
<b>Land Application at Agronomic Rates</b>	0	0
<b>Other</b>	0	0
<b>TOTAL</b>	1,000	2,000

All volumes are estimated.

### Contacts

<b>Owner</b>	<b>Operator</b>
City of Quincy 730 Maine St., Suite 215 Quincy, IL 62301 ☎ 217-228-4555	City of Quincy 200 E. Lock & Dam Road Quincy, IL 62301 ☎ 217-228-4555

## Sangamon One (Closed)

<b>County</b>	Sangamon
<b>Municipality</b>	Springfield
<b>Location</b>	Rural Route 4, Recreation Drive
<b>Location ☎</b>	N/A
<b>Hours of operation</b>	N/A
<b>Wastes Accepted</b>	Brush chipping only (no permit required)
<b>Owner</b>	City of Springfield
<b>Operator</b>	City of Springfield

### Facility Facts

<b>Identification number</b>	1671200134
<b>Date/Year Open - Date/Year Closed</b>	8-7-91 - permit expired
<b>Permit Expires</b>	Expired
<b>Facility Inspected By</b>	Sangamon County Dept. of Public Health & Illinois EPA, Springfield Regional Office

### Landscape Waste Received (cu. yds): 1999, 2000 & 2001

	Grass cu. yds.	Leaves cu. yds.	Brush cu. yds.
<b>1999</b>	0	0	32,000
<b>2000</b>	0	0	35,000
<b>2001</b>	0	0	0

### Total Landscape Waste Received (tons): 1999, 2000 & 2001

<b>1999 tons per year</b>	4,800
<b>2000 tons per year</b>	5,250
<b>2001 tons per year</b>	0

### 2001 Amounts Used/Sold (cubic yards)

	Composted	Chipped/Shredded
<b>Land Reclamation</b>	0	0
<b>Daily Landfill Cover</b>	0	0
<b>Final Landfill Cover</b>	0	0
<b>Landscaping</b>	0	0
<b>Land Application at Agronomic Rates</b>	0	0
<b>Other</b>	0	0
<b>TOTAL</b>	0	0

\*Land applied at agronomic rates

### Contacts

#### Owner

City of Springfield  
Municipal Center West  
Springfield, IL 62701  
☎ 217-789-2255

#### Operator

City of Springfield  
Municipal Center West  
Springfield, IL 62701  
☎ 217-789-2255

This page intentionally left blank.

## Region Six: Metropolitan East St. Louis

# Landfills Transfer Stations Compost Facilities



*Milam RDF, East St. Louis ranks #5 in the State for wastes disposed (44 percent of the receipts disposed in Region 6)*

This page intentionally left blank.

**T**WO YEARS AGO ON JAN. 1, 2000, REGION SIX landfills reported a total capacity explosion of 159.3 percent. The available capacity of 130.6 million gate cubic yards was the highest capacity increase of any region recorded for that date.

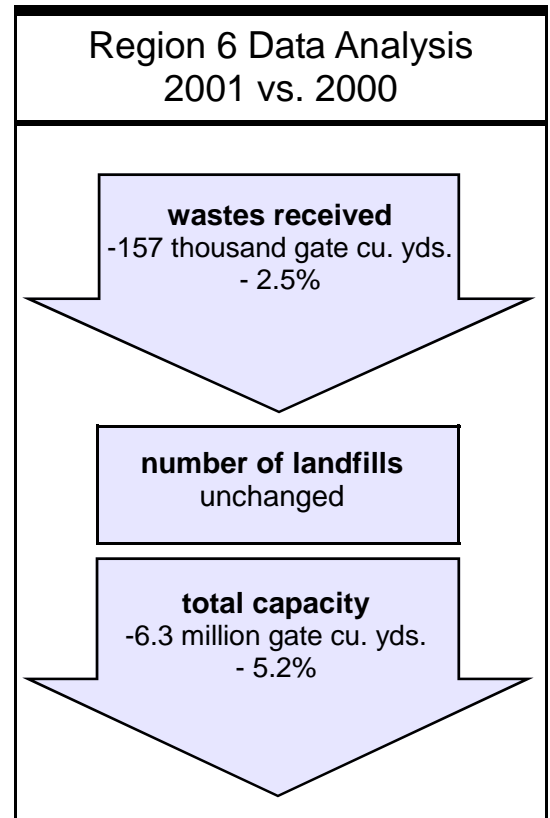
Two years later, on Jan. 1, 2002, the capacity dropped 5.2 percent, a figure of 6.3 million gate cubic yards from the previous year.

The 80.5 million gate cubic yards reported on Jan. 1, 2002 by Cottonwood Hills RDF, Marissa, a facility that accepted waste during the last two months of 2000 is 69.3 percent of the capacity available in the Region. Capacity dropped 60.6 percent at South Chain of Rocks RDF-Phase 2, as it neared closure.

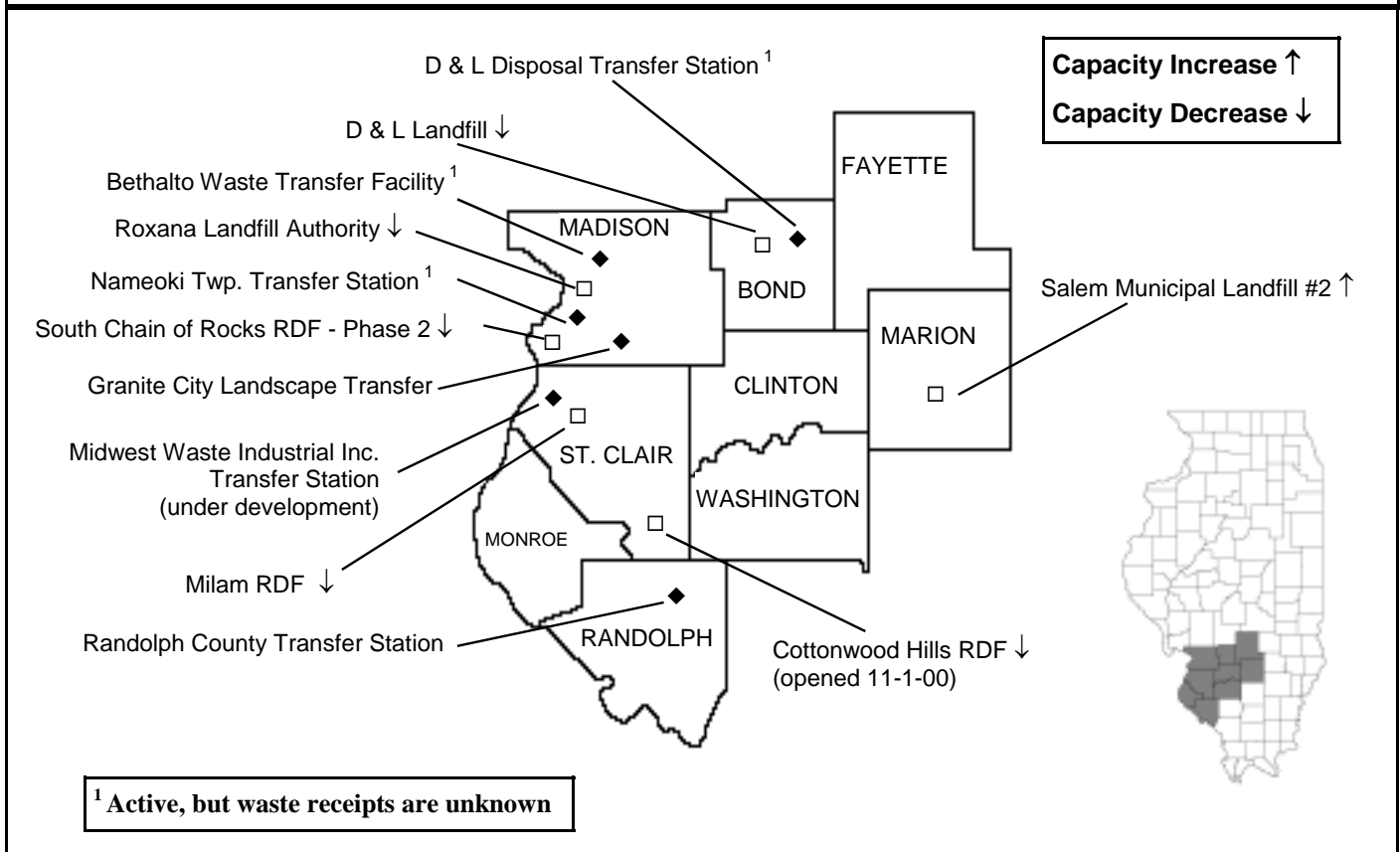
### Sharper focus

Other percentages help bring this snapshot into sharper focus. Region Six, as of Jan. 1, 2002, contributed 16.2 percent of the State's available landfill capacity. During 2001, these facilities received 11.8 percent of solid wastes landfilled statewide.

More than 6.2 million gate cubic yards of wastes were landfilled in Metro East St. Louis in 2001. Figures differed by 157,000 gate cubic yards year to year, for a 2.5 percent decline in waste receipts.



### Landfills and Transfer Stations: Active, Closed, Under Development in 2001



<b>Counties</b>	<b>9</b>
<b>Area (square miles)</b>	<b>5,061</b>
<b>Population (est.)</b>	<b>705,844</b>
<b>Landfill life expectancy</b>	
<b>Years remaining</b>	<b>19 ♦</b>
<b>Landfills</b>	
<b>New in 2000</b>	<b>1</b>
<b>Active in 2001</b>	<b>6</b>
<b>Open past 2002</b>	<b>5</b>
<b>Transfer Stations</b>	
<b>Active in 2001</b>	<b>5</b>
<b>Under Devlpmt. in 2001</b>	<b>1</b>
<b>Compost facilities</b>	
<b>Active in 2001</b>	<b>7</b>
<b>Inactive in 2001</b>	<b>2</b>
♦ Total remaining capacity (from table below) divided by total wastes accepted. Tells how long the region may be served by local landfills at current disposal rates, barring capacity adjustments, until capacity is depleted.	

### New landfill opened in St. Clair County in late 2000

The region's capacity received an enormous boost when Cottonwood Hills Recycling and Disposal Facility (RDF), near Marissa, began accepting wastes, and became number two in the state in terms of capacity. The facility occupies a total area of 437 acres and has a permitted disposal area of 206 acres, and a design airspace capacity of 42 million cubic yards. Airspace is the area that will be filled by wastes, by daily cover (soil or alternative materials spread atop the wastes at the end of each working day) and, finally, by the landfill's final clay and topsoil cap.

Cottonwood Hills is about half the size of the Spoon Ridge Landfill expansion permitted in Region Three, in Fulton County.

These two landfills are #1 and #2 in terms of capacity in Illinois.

### Greater than half of wastes came from out of state

Salem Municipal Landfill #2 was the only active facility in the region that did not accept out-of-state wastes. Of total wastes accepted in the Region Six, 3.0 million cubic yards, or 48.8 percent, originated elsewhere, indicating their close proximity to the Missouri border, indicating their close proximity to the Missouri border.

Landfills: Wastes Accepted 2001; Remaining Capacities Jan. 1, 2002									
	Municipality	County	Wastes		Capacity		Disp. Area Acres	Close Year	
			Cu. Yds.	Rank <sup>1</sup>	Cu. Yds.	Rank <sup>2</sup>			
Cottonwood Hills RDF ♦ <sup>3</sup>	Marissa	St. Clair	940,191	18	80,501,000	2	206	2030	
D & L Landfill ♦	Greenville	Bond	202,122	42	8,544,000	23	63	2044	
Milam RDF ♦	East St. Louis	St. Clair	2,742,205	5	15,679,000	14	176	2007	
Roxana Landfill ♦	Roxana	Madison	1,068,491	14	10,558,000	20	72.4	2012	
Salem Municipal Landfill #2	Salem	Marion	64,858	51	624,000	43	22	2012	
S. Chain of Rocks RDF-Phase 2 ♦ <sup>4</sup>	Granite City	Madison	1,194,946	11	285,000	47	64	2002	
<b>Totals</b>			<b>6,212,813</b>		<b>116,191,000</b>				

♦ Five landfills accepted out-of-state wastes during 2001 totaling 3,030,233 gate cubic yards, or 48.8% of the region's total.

<sup>1</sup> Standing among 52 landfills that accepted wastes during 2001.

<sup>2</sup> Standing among 52 landfills that reported capacity as of Jan. 1, 2002.

<sup>3</sup> Cottonwood Hills RDF accepted its first waste on Nov. 1, 2000.

<sup>4</sup> Still open as of Sept. 2002.



Fully 68 percent of wastes interred in 2001 at South Chain of Rocks RDF, Granite City came from out-of-state; and at Cottonwood Hills RDF, Marissa it was 65 percent.

Milam RDF had the distinction of ranking fifth in the state in quantities of wastes disposed during 2001, and fourteenth in available capacity as of Jan. 1, 2002. South Chain of Rocks RDF ranked number 11 in terms of waste accepted, as it neared closure.

### Madison and St. Clair counties conduct inspections

The Illinois EPA has delegated inspection authority to the Madison County Planning & Development Department and the St. Clair County Health Department.

Delegation agreements authorize these agencies to conduct many of the duties that would otherwise be performed by the Illinois EPA field office: investigating and enforcing suspected violations of land pollution laws and reports of open dumping, and inspecting landfills, transfer stations and compost facilities permitted through the Agency's Bureau of Land.

(Inspections also include industrial landfills, or monofills, and landfills that closed prior to 1999; these facilities are not included in this report.)

Both Madison and St. Clair Counties have two active landfills each. Both counties also have compost facilities, but only Madison County has transfer stations (three).

### Five transfer stations were open for business, but four didn't voluntarily report

Only one of the five transfer stations in Region Six voluntarily reported the amount of wastes handled during 2001, so the amount of waste transferred by these facilities is under represented.

## Questions and Complaints

Illinois EPA region Six field office personnel investigate reports of suspected illegal waste disposal, and inspect the region's landfills, transfer stations and compost facilities, except in **Madison and St. Clair counties**, where joint responsibility has been delegated to local authorities.

Questions or complaints concerning pollution control facilities, open dumping or other incidents should be directed to the office having jurisdiction over the site:

**Illinois EPA**  
**2009 Mall St.**  
**Collinsville, IL 62234**  
**Phone: 618-346-5120**  
**Fax: 618-346-5155**

**Madison County Planning & Development Dept.**  
**157 N. Main, Suite 254**  
**Edwardsville, IL 62025**  
**Phone: 618-692-7040 Ext. 4663**  
**Fax: 618-692-8982**

**St. Clair County Health Department**  
**19 Public Square, Suite 150**  
**Belleville, IL 62220**  
**Phone: 618-233-7769**  
**Fax: 618-236-0676**

### Transfer Stations: Wastes Handled 2001

	Municipality	County	Tons
Bethalto Waste Transfer <sup>1</sup>	Bethalto	Madison	0
D & L Disposal <sup>1</sup>	Greenville	Bond	0
Granite City Landscape	Granite City	Madison	8,320
Midwest Waste Ind. Inc. <sup>2</sup>	Cahokia	St. Clair	0
Nameoki Township <sup>1</sup>	Granite City	Madison	0
Randolph County <sup>1</sup>	Sparta	Randolph	0
<b>Total</b>			<b>8,320</b>

<sup>1</sup> Active, but waste receipts unknown

<sup>2</sup> Under development in 2001.

## Municipal Waste Management Plans

The Solid Waste Planning and Recycling Act requires all Illinois counties and the city of Chicago to develop, adopt and implement 20-year municipal waste management plans.

Plans include programs and recommendations to achieve solid waste management goals, which typically include waste reduction, recycling, incineration and landfilling as program options.

The law requires each plan to include a program designed to recycle 15 percent of municipal wastes by the end of the third year of the program and 25 percent of municipal wastes by the end of the fifth year, depending upon the availability of markets.

Every five years each plan must identify changes in planning areas, evaluate progress in plan implementation and, if necessary, revise plan recommendations and goals. The county also has the option of updating its solid waste generation rate. The plan is then submitted to the Illinois EPA for review and comment.

Five year plan updates have been adopted by all the Region 6 counties.

Additionally, Madison, Monroe and St. Clair counties have also completed ten year plan updates.

Questions concerning these plans and their availability should be directed to the appropriate local administrators listed in Appendix K of this report.

**Details concerning Region Six landfills, transfer stations and compost facilities follow on pages R6.5 through R6.25.**

## Composting followed familiar pattern

Seven compost facilities processed almost 57,121 gate tons of landscape wastes, an amount equal to about 3 percent of all wastes landfilled in Region Six.

Roxana Landfill Compost Site accepted the most landscape waste in the region.

### Compost Facilities: Wastes Accepted 2001

	Municipality	County	Tons
BFI Modern Landfill	Belleville	St. Clair	7,218
Centralia Landscape	Centralia	Marion	72
Cottonwood Hills Compost <sup>1</sup>	Marissa	St. Clair	0
D & L Landfill <sup>2</sup>	Greenville	Bond	0
Milam RDF	East St. Louis	St. Clair	17,906
Nashville Municipal	Nashville	Washington	294
Roxana Landfill Compost	Roxana	Madison	26,422
Salem Municipal Landfill #2	Salem	Marion	545
South Chain of Rocks <sup>3</sup>	Granite City	Madison	4,664
<b>Total</b>			<b>57,121</b>

<sup>1</sup> Under development as of 11-21-01

<sup>2</sup> Inactive in 2001

<sup>3</sup> Site closed in Aug. 2001, certified closed on 3-6-02

## Recycling rates varied from less than one to 44.9 percent

The Illinois EPA encourages but does not regulate recycling, and is not obligated to collect and report recycling data; it does, however, as a public service, seek this information from county recycling coordinators. Three counties did not voluntarily respond to the recycling survey in 2001.

Recycling rates in Region Six ranged from a low of less than one percent to a high of 44.9 percent. The regional average recycling rate was 30.7 percent. ♦

### Municipal Wastes Recycled

County	Estimated Population	Waste Generated		Waste Recycled	
		Tons	PCD	Tons	Percent
Bond	17,070	6,577	2.1	2,188	33.3
Clinton	34,777	17,215	2.7	3,000	17.4
Fayette	21,604	19,657	5.0	4,158	21.2
Madison <sup>1</sup>	258,941	334,250	7.1	102,887	30.8
Marion	40,500	39,912	5.4	6,840	17.1
Monroe	27,652	17,662	3.5	2,013	11.4
Randolph	33,893	26,598	4.3	2,624	9.9
St. Clair	256,082	140,205	3.0	62,988	44.9
Washington	15,325	6,944	2.5	60	0.9
<b>Totals</b>	<b>705,844</b>	<b>609,020</b>	<b>4.7</b>	<b>186,758</b>	<b>30.7%<sup>2</sup></b>

<sup>1</sup> Has residential recycling ordinance.

<sup>2</sup> Regional average.

## Cottonwood Hills RDF (New)

<b>County</b>	St. Clair
<b>Municipality</b>	Marissa
<b>Location</b>	10400 Hillstown Road
<b>Location ☎</b>	708-409-3548
<b>Hours of operation</b>	Mon.-Fri.: 3 a.m. - 5 p.m.
<b>Wastes accepted</b>	Municipal, nonhazardous special
<b>Tipping fee</b>	\$27.50 per ton
<b>Owner</b>	Waste Management of Illinois Inc.**
<b>Operator</b>	Waste Management of Illinois Inc.**

\*Modification #1 approved 3-3-00 removed Village of Marissa as owner.

### Facility Facts

<b>Identification number</b>	1630755017
<b>Design capacity, airspace cu.yds.</b>	39,336,000
<b>Total permitted landfill area, acres</b>	437
<b>Permitted disposal area, acres</b>	206
<b>Highest permitted elevation, feet (msl)</b>	575
<b>Leachate monitoring stations</b>	10
<b>Groundwater monitoring wells</b>	10
<b>Methane collection system</b>	67 extraction wells
<b>Years remaining, estimated by landfill</b>	30
<b>Date/year to open X date/year to close</b>	11-1-00 - 2030

### Wastes Received: 1999, 2000, 2001

	TOTAL WASTES ACCEPTED			OUT-OF-STATE WASTES ACCEPTED		
	gate cu. yds	tons	tons/day	gate cu/yds.	tons	% of total
<b>1999</b>	0	0	0	0	0	0
<b>2000</b>	13,925	4,220	16	3,691	1,118	27
<b>2001</b>	940,191	284,906	1,096	613,782	185,995	65
1999 State of Origin: N/A    2000 State of Origin: Missouri    2001 State of Origin: Illinois, Missouri						

### Remaining Capacities: Jan. 1, 2001 and Jan. 1, 2002

<b>2001 certified gate cu. yds. (tons)</b>	81,447,000	(24,681,000)
<b>2002 certified gate cu. yds. (tons)</b>	80,501,000	(24,394,000)

### Audits and Inspections

<b>Solid Waste Mgt. Fees paid in 2001</b>	\$260,613
<b>Last audited by Illinois EPA</b>	7-17-01 & 7-11-02
<b>Facility inspected by</b>	St. Clair County Health Department & Illinois EPA, Collinsville Regional Office

### Contacts

Owner	Operator
Waste Management of Illinois Inc.** 601 Madison Road East St. Louis, IL 62201 Contact: Ernest H. Dennison ☎ 618-271-6788 Ext. 122	Waste Management of Illinois Inc.** 601 Madison Road East St. Louis, IL 62201 Contact: Ernest H. Dennison ☎ 618-271-6788 Ext. 122

\*\*A subsidiary of Waste Management Inc. Midwest, 1001 Fannin, Suite 4000, Houston, TX 77002 \* 713-512-6200

## D & L Landfill

<b>County</b>	Bond
<b>Municipality</b>	Greenville
<b>Location</b>	900 Willard Street
<b>Location ☎</b>	618-664-2587
<b>Hours of operation</b>	Mon.-Fri.: 7 a.m. - 4 p.m.
<b>Wastes accepted</b>	Municipal, nonhazardous special
<b>Tipping fee</b>	\$18 per ton
<b>Owner</b>	D & L Landfill Inc.
<b>Operator</b>	D & L Landfill Inc.

### Facility Facts

<b>Identification number</b>	0050050001
<b>Design capacity, airspace cu.yds.</b>	4,500,000
<b>Total permitted landfill area, acres</b>	217
<b>Permitted disposal area, acres</b>	63
<b>Highest permitted elevation, feet (msl)</b>	605
<b>Leachate monitoring stations</b>	1
<b>Groundwater monitoring wells</b>	26
<b>Methane collection system</b>	None
<b>Years remaining, estimated by landfill</b>	42
<b>Date/year to open X date/year to close</b>	1974 - 2044

### Wastes Received: 1999, 2000, 2001

	<b>TOTAL WASTES ACCEPTED</b>			<b>OUT-OF-STATE WASTES ACCEPTED</b>		
	gate cu. yds	tons	tons/day	gate cu/yds.	tons	% of total
<b>1999</b>	245,255	74,320	286	47,459	14,382	19
<b>2000</b>	193,234	58,556	225	50,191	15,209	26
<b>2001</b>	202,122	61,249	236	4,372	1,325	2
1999 State of Origin: Illinois, Missouri    2000 State of Origin: Illinois, Missouri    2001 State of Origin: Illinois, Missouri						

### Remaining Capacities: Jan. 1, 2001 and Jan. 1, 2002

<b>2001 certified gate cu. yds. (tons)</b>	8,688,000	(2,633,000)
<b>2002 certified gate cu. yds. (tons)</b>	8,544,000	(2,589,000)

### Audits and Inspections

<b>Solid Waste Mgt. Fees paid in 2001</b>	\$25,000
<b>Last audited by Illinois EPA</b>	5-25-99, 11-8-00, 5-29-01 & 6-11-02
<b>Facility inspected by</b>	Illinois EPA, Collinsville Regional Office

### Contacts

#### Owner

D & L Landfill Inc.  
 900 Willard St., Rural Route 3, Box 59  
 Greenville, IL 62246  
 Contact: Lee Roy McCray  
 ☎ 618-664-2819

#### Operator

D & L Landfill Inc.  
 900 Willard St., Rural Route 3, Box 59  
 Greenville, IL 62246  
 Contact: Don McCray  
 ☎ 618-664-2819

# Milam Recycling and Disposal Facility

<b>County</b>	St. Clair
<b>Municipality</b>	East St. Louis
<b>Location</b>	601 Madison Road
<b>Location ☎</b>	618-271-6788 Ext. 122
<b>Hours of operation</b>	Mon.-Fri.: 4 a.m. - 4 p.m.; Sat.: 5 a.m. - 2 p.m.
<b>Wastes accepted</b>	Municipal, nonhazardous special
<b>Tipping fee</b>	\$30.33 per ton
<b>Owner</b>	Waste Management of Illinois Inc.**
<b>Operator</b>	Waste Management of Illinois Inc.**

## Facility Facts

<b>Identification number</b>	1630450001
<b>Design capacity, airspace cu.yds.</b>	15,163,000
<b>Total permitted landfill area, acres</b>	208
<b>Permitted disposal area, acres</b>	176
<b>Highest permitted elevation, feet (msl)</b>	567
<b>Leachate monitoring stations</b>	1
<b>Groundwater monitoring wells</b>	26
<b>Methane collection system</b>	Gas-to-energy
<b>Years remaining, estimated by landfill</b>	6
<b>Date/year to open X date/year to close</b>	1974 - 2007

## Wastes Received: 1999, 2000, 2001

	<b>TOTAL WASTES ACCEPTED</b>			<b>OUT-OF-STATE WASTES ACCEPTED</b>		
	<b>gate cu. yds</b>	<b>tons</b>	<b>tons/day</b>	<b>gate cu/yds.</b>	<b>tons</b>	<b>% of total</b>
<b>1999</b>	3,836,180	1,162,479	4,471	2,320,612	703,216	60
<b>2000</b>	3,512,150	1,064,288	4,093	2,159,586	654,420	61
<b>2001</b>	2,742,205	830,971	3,196	1,577,620	478,067	58
1999 State of Origin: Illinois, Iowa, Missouri    2000 State of Origin: Illinois, Indiana, Missouri    2001 State of Origin: Illinois, Indiana, Missouri						

## Remaining Capacities: Jan. 1, 2001 and Jan. 1, 2002

<b>2001 certified gate cu. yds. (tons)</b>	18,317,000	(5,551,000)
<b>2002 certified gate cu. yds. (tons)</b>	15,679,000	(4,751,000)

## Audits and Inspections

<b>Solid Waste Mgt. Fees paid in 2001</b>	\$606,059
<b>Last audited by Illinois EPA</b>	10-23-00, 9-25-01 & 8-26-02
<b>Facility inspected by</b>	St. Clair County Health Department & Illinois EPA, Collinsville Regional Office

## Contacts

<b>Owner</b>	<b>Operator</b>
Waste Management of Illinois Inc.** 601 Madison Road East St. Louis, IL 62201 Contact: Ernest H. Dennison ☎ 618-271-6788 Ext. 122	Waste Management of Illinois Inc.** 601 Madison Road East St. Louis, IL 62201 Contact: Ernest H. Dennison ☎ 618-271-6788 Ext. 122

\*\*A subsidiary of Waste Management Inc. Midwest, 1001 Fannin, Suite 4000, Houston, TX 77002 \* 713-512-6200

## Roxana Landfill Authority

<b>County</b>	Madison
<b>Municipality</b>	Roxana
<b>Location</b>	4600 Cahokia Creek Road
<b>Location ☎</b>	618-656-6912
<b>Hours of operation</b>	Mon.-Fri.: 5 a.m. - 4 p.m.; Sat.: 7 a.m. - noon
<b>Wastes accepted</b>	Municipal, nonhazardous special, C & D debris
<b>Tipping fee</b>	\$35.35 per ton
<b>Owner</b>	Roxana Landfill Inc.**
<b>Operator</b>	Roxana Landfill Inc.**

### Facility Facts

<b>Identification number</b>	1190900002
<b>Design capacity, airspace cu.yds.</b>	9,790,000
<b>Total permitted landfill area, acres</b>	104
<b>Permitted disposal area, acres</b>	72.4
<b>Highest permitted elevation, feet (msl)</b>	592
<b>Leachate monitoring stations</b>	1
<b>Groundwater monitoring wells</b>	14
<b>Methane collection system</b>	Flares & gas-to-energy
<b>Years remaining, estimated by landfill</b>	10
<b>Date/year to open X date/year to close</b>	1975 - 2012

### Wastes Received: 1999, 2000, 2001

	TOTAL WASTES ACCEPTED			OUT-OF-STATE WASTES ACCEPTED		
	gate cu. yds	tons	tons/day	gate cu/yds.	tons	% of total
<b>1999</b>	914,236	277,041	1,066	1,861	564	0
<b>2000</b>	930,658	282,018	1,085	20,442	6,195	2
<b>2001</b>	1,068,491	323,785	1,245	26,099	7,909	2

1999 State of Origin: Illinois, Missouri    2000 State of Origin: Illinois, Missouri    2001 State of Origin: Illinois, Missouri

### Remaining Capacities: Jan. 1, 2001 and Jan. 1, 2002

<b>2001 certified gate cu. yds. (tons)</b>	12,824,000	(3,886,000)
<b>2002 certified gate cu. yds. (tons)</b>	10,558,000	(3,199,000)

### Audits and Inspections

<b>Solid Waste Mgt. Fees paid in 2001</b>	\$208,672
<b>Last audited by Illinois EPA</b>	5-23-00, 6-19-01 & 4-25-02
<b>Facility inspected by</b>	Madison County Planning & Development & Illinois EPA, Collinsville Regional Office

### Contacts

#### Owner

Roxana Landfill Inc.\*\*  
4600 Cahokia Creek Road, P. O. Box 97  
Roxana, IL 62084-0097  
Contact: Bryan Deming  
☎ 618-656-6912

#### Operator

Roxana Landfill Inc.\*\*  
4600 Cahokia Creek Road, P.O. Box 97  
Roxana, IL 62084-0097  
Contact: Bryan Deming  
☎ 618-656-6912

\*\*A subsidiary of Allied Waste Industries Inc., 15880 N. Greenway-Hayden Loop, Suite 100, Scottsdale, AZ 85260 \* 480-627-2700. Regional Office: 12976 St. Charles Rock Road, Bridgeton, MO 63044 \* 314-739-7517

## Salem Municipal Landfill #2

<b>County</b>	Marion
<b>Municipality</b>	Salem
<b>Location</b>	900 E. Lake St.
<b>Location ☎</b>	618-548-2222
<b>Hours of operation</b>	Mon.-Fri.: 8 a.m. - 3 p.m.
<b>Wastes accepted</b>	Municipal
<b>Tipping fee</b>	\$7.50 per cubic yard
<b>Owner</b>	City of Salem
<b>Operator</b>	City of Salem

### Facility Facts

<b>Identification number</b>	1218130007
<b>Design capacity, airspace cu.yds.</b>	457,000
<b>Total permitted landfill area, acres</b>	49
<b>Permitted disposal area, acres</b>	22
<b>Highest permitted elevation, feet (msl)</b>	574
<b>Leachate monitoring stations</b>	2
<b>Groundwater monitoring wells</b>	12
<b>Methane collection system</b>	None
<b>Years remaining, estimated by landfill</b>	10
<b>Date/year to open X date/year to close</b>	1977 - 2012

### Wastes Received: 1999, 2000, 2001

	<b>TOTAL WASTES ACCEPTED</b>			<b>OUT-OF-STATE WASTES ACCEPTED</b>		
	gate cu. yds	tons	tons/day	gate cu/yds.	tons	% of total
<b>1999</b>	20,618	6,248	24	0	0	0
<b>2000</b>	68,578	20,781	80	0	0	0
<b>2001</b>	64,858	19,654	76	0	0	0
1999 State of Origin: Illinois only    2000 State of Origin: Illinois only    2001 State of Origin: Illinois only						

### Remaining Capacities: Jan. 1, 2001 and Jan. 1, 2002

<b>2001 certified gate cu. yds. (tons)</b>	586,000	( 178,000)
<b>2002 certified gate cu. yds. (tons)</b>	624,000	( 189,000)

### Audits and Inspections

<b>Solid Waste Mgt. Fees paid in 2001</b>	\$11,300
<b>Last audited by Illinois EPA</b>	7-11-01 & 5-2-02
<b>Facility inspected by</b>	Illinois EPA, Collinsville Regional Office

### Contacts

**Owner**  
 City of Salem  
 101 S. Broadway  
 Salem, IL 62881  
 Contact: Roger D. Kinney  
 ☎ 618-548-2222

**Operator**  
 City of Salem  
 101 S. Broadway Ave.  
 Salem, IL 62881  
 Contact: John Pruden  
 ☎ 618-548-2222

## South Chain of Rocks RDF-Phase 2

<b>County</b>	Madison
<b>Municipality</b>	Granite City
<b>Location</b>	3399 W. Chain of Rocks Road
<b>Location ☎</b>	618-797-0405
<b>Hours of operation</b>	Mon.-Fri.: 5 a.m. - 3 p.m.
<b>Wastes accepted</b>	Municipal, nonhazardous special
<b>Tipping fee</b>	\$30.33 per ton
<b>Owner</b>	Waste Management of Illinois Inc.**
<b>Operator</b>	Waste Management of Illinois Inc.**

### Facility Facts

<b>Identification number</b>	1198010002
<b>Design capacity, airspace cu.yds.</b>	2,767,100
<b>Total permitted landfill area, acres</b>	102
<b>Permitted disposal area, acres</b>	64
<b>Highest permitted elevation, feet (msl)</b>	500
<b>Leachate monitoring stations</b>	2
<b>Groundwater monitoring wells</b>	16
<b>Methane collection system</b>	Active
<b>Years remaining, estimated by landfill</b>	< 1
<b>Date/year to open X date/year to close</b>	1978 - 2002*

\*Site still open as of Sept. 2002

### Wastes Received: 1999, 2000, 2001

	TOTAL WASTES ACCEPTED			OUT-OF-STATE WASTES ACCEPTED		
	gate cu. yds	tons	tons/day	gate cu/yds.	tons	% of total
<b>1999</b>	1,503,499	455,606	1,752	1,115,092	337,907	74
<b>2000</b>	1,651,243	500,377	1,925	1,171,339	354,951	71
<b>2001</b>	1,194,946	362,105	1,393	808,360	244,958	68
1999 State of Origin: Illinois, Iowa, Missouri    2000 State of Origin: Illinois, Missouri    2001 State of Origin: Illinois, Missouri						

### Remaining Capacities: Jan. 1, 2001 and Jan. 1, 2002

<b>2001 certified gate cu. yds. (tons)</b>	723,000	( 219,000)
<b>2002 certified gate cu. yds. (tons)</b>	285,000	( 86,000)

### Audits and Inspections

<b>Solid Waste Mgt. Fees paid in 2001</b>	\$292,268
<b>Last audited by Illinois EPA</b>	10-24-00, 9-25-01 & 8-27-02
<b>Facility inspected by</b>	Madison County Planning & Development & Illinois EPA, Collinsville Regional Office

### Contacts

Owner	Operator
Waste Management of Illinois Inc.** 601 Madison Road East St. Louis, IL 62201 Contact: Ernest H. Dennison ☎ 618-271-6788 Ext. 122	Waste Management of Illinois Inc.** 601 Madison Road East St. Louis, IL 62201 Contact: Ernest H. Dennison ☎ 618-271-6788 Ext. 122

\*\*A subsidiary of Waste Management Inc. Midwest, 1001 Fannin, Suite 4000, Houston, TX 77002 \* 713-512-6200



## Bethalto Waste Transfer Facility (Active)

<b>County</b>	Madison
<b>Municipality</b>	Bethalto
<b>Location</b>	Albers Lane & Culp Lane
<b>Location ☎</b>	608-377-8013
<b>Hours of operation</b>	By appointment
<b>Wastes accepted</b>	Bulk municipal
<b>Tipping fee</b>	N/A
<b>Owner</b>	Village of Bethalto, Public Works
<b>Operator</b>	Village of Bethalto, Public Works

### Facility Facts

<b>Identification number</b>	1190150006
<b>Opened, year</b>	1991
<b>Facility acreage</b>	16

### Wastes Received: 1999, 2000, 2001

	<u>Tons per year</u>	<u>Tons per day (average)</u>
<b>1999</b>	0	0
<b>2000</b>	0	0
<b>2001</b>	0	0

Active, but waste receipts are unknown

### Inspections

<b>Facility inspected by</b>	Illinois EPA, Collinsville Regional Office & Madison County Planning & Development
------------------------------	--

### Contacts

#### Owner

Village of Bethalto, Public Works  
213 N. Prairie  
Bethalto, IL 62010  
☎ 618-377-8013

#### Operator

Village of Bethalto, Public Works  
213 N. Prairie  
Bethalto, IL 62010  
☎ 618-377-8013

## D & L Disposal Transfer Station (Active)

<b>County</b>	Bond
<b>Municipality</b>	Greenville
<b>Location</b>	900 Willard St.
<b>Location ☎</b>	618-664-3185
<b>Hours of operation</b>	Mon. - Sat.: 5 a.m. - 8 p.m.
<b>Wastes accepted</b>	Municipal
<b>Tipping fee</b>	N/A
<b>Owner</b>	D & L Disposal LLC**
<b>Operator</b>	D & L Disposal LLC**

### Facility Facts

<b>Identification number</b>	0050055049
<b>Opened, year</b>	1994
<b>Facility acreage</b>	<1

### Wastes Received: 1999, 2000, 2001

	<u>Tons per year</u>	<u>Tons per day (average)</u>
<b>1999</b>	0	0
<b>2000</b>	41,670	165
<b>2001</b>	0	0

Active, but waste receipts are unknown

### Inspections

<b>Facility inspected by</b>	Illinois EPA, Collinsville Regional Office
------------------------------	--

### Contacts

<b>Owner</b>	<b>Operator</b>
D & L Disposal LLC**	D & L Disposal LLC**
Mark C. Taylor	Mark C. Taylor
815 Willard St.	815 Willard St.
Greenville, IL 62246	Greenville, IL 62246
☎ 618-664-3185	☎ 618-664-3185

\*\*A subsidiary of Allied Waste Industries Inc., 15880 N. Greenway-Hayden Loop, Suite 100, Scottsdale, AZ 85260 \* 480-627-2700. Regional Office: 12976 St. Charles Rock Road, Bridgeton, MO 63044 \* 314-739-7517

## Granite City Landscape Transfer (Active)

<b>County</b>	Madison
<b>Municipality</b>	Granite City
<b>Location</b>	800 25th St.
<b>Location ☎</b>	618-452-6222
<b>Hours of operation</b>	Spring & Fall, M - F: 8 a.m. - 4 p.m. Summer, M - F 8 a.m. - 8 p.m.
<b>Wastes accepted</b>	Landscape waste
<b>Tipping fee</b>	N/A
<b>Owner</b>	Granite City
<b>Operator</b>	Granite City Street Department

### Facility Facts

<b>Identification number</b>	1190405136
<b>Opened, year</b>	1997
<b>Facility acreage</b>	5.2

### Wastes Received: 1999, 2000, 2001

	<u>Tons per year</u>	<u>Tons per day (average)</u>
<b>1999</b>	0	0
<b>2000</b>	8,320	40
<b>2001</b>	8,320	40

### Inspections

<b>Facility inspected by</b>	Illinois EPA, Collinsville Regional Office & Madison County Planning & Development
------------------------------	--

### Contacts

<b>Owner</b>	<b>Operator</b>
Granite City 2000 Edison Granite City, IL 62040 ☎ 618-452-6214	Granite City Street Department 2301 Adams St. Granite City, IL 62040 ☎ 618-452-6222

## Midwest Waste Industrial Inc. (Under Development)\*

<b>County</b>	St. Clair
<b>Municipality</b>	Cahokia
<b>Location</b>	Route 3, 3950 Mississippi Ave.
<b>Location</b> 📍	N/A
<b>Hours of operation</b>	Mon. - Sat.: 24 hours/day
<b>Wastes accepted</b>	N/A
<b>Tipping fee</b>	N/A
<b>Owner</b>	Midwest Land Development Corp.
<b>Operator</b>	Midwest Waste RDF Inc.

\*Under development during 2000 & 2001

### Facility Facts

<b>Identification number</b>	1630200019
<b>Opened, year</b>	UD
<b>Facility acreage</b>	N/A

### Wastes Received: 1999, 2000, 2001

	<u>Tons per year</u>	<u>Tons per day (average)</u>
<b>1999</b>	0	0
<b>2000</b>	0	0
<b>2001</b>	0	0

### Inspections

<b>Facility inspected by</b>	Illinois EPA, Collinsville Regional Office & St. Clair Co. Health Dept.
------------------------------	---

### Contacts

<b>Owner</b>	<b>Operator</b>
Midwest Land Development Corp. Richard Cochran 3950 Mississippi Ave., Route 3 Cahokia, IL 62206 ☎ N/A	Midwest Waste RDF Inc. Richard Cochran Route 3, 3950 Mississippi Ave. Cahokia, IL 62206 ☎ N/A

## Nameeki Township Transfer Station (Active)

<b>County</b>	Madison
<b>Municipality</b>	Granite City
<b>Location</b>	4250 Highway 162
<b>Location ☎</b>	618-931-1230
<b>Hours of operation</b>	First Monday of the month, twice per year
<b>Wastes accepted</b>	Bulk Municipal
<b>Tipping fee</b>	N/A
<b>Owner</b>	Nameeki Township
<b>Operator</b>	Otis O'Brian

### Facility Facts

<b>Identification number</b>	1198130023
<b>Opened, year</b>	1992
<b>Facility acreage</b>	N/A

### Wastes Received: 1999, 2000, 2001

	<u>Tons per year</u>	<u>Tons per day (average)</u>
<b>1999</b>	0	0
<b>2000</b>	0	0
<b>2001</b>	0	0

Active, but waste receipts are unknown

### Inspections

<b>Facility inspected by</b>	Illinois EPA, Collinsville Regional Office & Madison County Planning & Development
------------------------------	--

### Contacts

<b>Owner</b>	<b>Operator</b>
Nameeki Township 4250 Highway 162 Granite City, IL 62040 ☎ 618-931-1290	Otis O'Brian 4250 Highway 162 Granite City, IL 62040 ☎ 618-931-1290

## Randolph County Transfer Station (Active)

County	Randolph
Municipality	Sparta
Location	8384 Valley Steel Road
Location ☎	618-433-2030
Hours of operation	Mon. - Fri.: 7 a.m. - 4 p.m.; Sat.: 7 a.m. - noon
Wastes accepted	Municipal, recyclables
Tipping fee	N/A
Owner	Larry Henderson
Operator	Continental Waste Industries of Illinois Inc.**

### Facility Facts

Identification number	1570600020
Opened, year	1994
Facility acreage	26.5

### Wastes Received: 1999, 2000, 2001

	<u>Tons per year</u>	<u>Tons per day (average)</u>
1999	0	0
2000	0	0
2001	0	0

Active, but waste receipts are unknown

### Inspections

Facility inspected by	Illinois EPA, Collinsville Regional Office
-----------------------	--

### Contacts

Owner	Operator
Larry Henderson 102 Patricia Lane Sparta, IL 62286 ☎ N/A	Continental Waste Industries of Illinois Inc.** Rural Route 1, P.O. Box 750 DeSoto, IL 62924 ☎ 618-433-2030

\*\*A subsidiary of Republic Services Inc., 110 SE 6th St., Suite 2800, Ft. Lauderdale, FL 33301 \* 954-769-2400

## BFI Modern Landfill Compost Facility

<b>County</b>	St. Clair
<b>Municipality</b>	Belleville
<b>Location</b>	3521 Centerville Ave.
<b>Location ☎</b>	618-257-1651
<b>Hours of operation</b>	Mon. - Sat.: 5:30 a.m. - 5:30 p.m.
<b>Wastes Accepted</b>	Grass, Leaves, Brush*
<b>Owner</b>	BFI Waste Systems of N. America Inc.**
<b>Operator</b>	Pioneer Southern Inc. (Affiliate of the Good Earth Inc.)

\*Maximum annual processing capacity cannot exceed 354,000 cu. yds.

### Facility Facts

<b>Identification number</b>	1630100022
<b>Date/Year Open - Date/Year Closed</b>	5-2-96 -
<b>Permit Expires</b>	5-1-01*
<b>Facility Inspected By</b>	St. Clair County Health Department & Illinois EPA, Collinsville Regional Office

\*Permit expired and renewal is pending per Log 2002-241.

### Landscape Waste Received (cu. yds): 1999, 2000 & 2001

	<b>Grass cu. yds.</b>	<b>Leaves cu. yds.</b>	<b>Brush cu. yds.</b>
<b>1999</b>	35,982	31,484	22,489
<b>2000</b>	0	0	0
<b>2001</b>	0	0	0

Amount unknown for landscape waste components

### Total Landscape Waste Received (tons): 1999, 2000 & 2001

<b>1999 tons per year</b>	48,125
<b>2000 tons per year</b>	9,177
<b>2001 tons per year</b>	7,218

### 2001 Amounts Used/Sold (cubic yards)

	<b>Composted</b>	<b>Chipped/Shredded</b>
<b>Land Reclamation</b>	0	0
<b>Daily Landfill Cover</b>	0	0
<b>Final Landfill Cover</b>	0	0
<b>Landscaping</b>	0	0
<b>Land Application at Agronomic Rates</b>	0	0
<b>Other</b>	1,000	0
<b>TOTAL</b>	1,000	0

\*Bagging for retail

### Contacts

<b>Owner</b>	<b>Operator</b>
BFI Waste Systems of N. America Inc.** 12976 St. Charles Rock Road Bridgeton, MO 63044 ☎ 314-739-7517	Pioneer Southern Inc. (Affiliate of the Good Earth Inc.) 5960 Broadway Lancaster, NY 14086 ☎ 716-684-8111

\*\*A subsidiary of Allied Waste Industries Inc., 15880 N. Greenway-Hayden Loop, Suite 100, Scottsdale, AZ 85260 \* 480-627-2700. Regional Office: 12976 St. Charles Rock Road, Bridgeton, MO 63044 \* 314-739-7517

## Centralia Landscape & Waste Recycling

<b>County</b>	Marion
<b>Municipality</b>	Centralia
<b>Location</b>	300 E & 200 N Township Road
<b>Location ☎</b>	N/A
<b>Hours of operation</b>	N/A
<b>Wastes Accepted</b>	Grass, Leaves
<b>Owner</b>	City of Centralia, Public Works
<b>Operator</b>	City of Centralia, Public Works

### Facility Facts

<b>Identification number</b>	1218020012
<b>Date/Year Open - Date/Year Closed</b>	2-28-90 -
<b>Permit Expires</b>	7-14-03
<b>Facility Inspected By</b>	Illinois EPA, Collinsville Regional Office

### Landscape Waste Received (cu. yds): 1999, 2000 & 2001

	<b>Grass cu. yds.</b>	<b>Leaves cu. yds.</b>	<b>Brush cu. yds.</b>
<b>1999</b>	140	50	0
<b>2000</b>	145	50	0
<b>2001</b>	150	60	0

### Total Landscape Waste Received (tons): 1999, 2000 & 2001

<b>1999 tons per year</b>	66
<b>2000 tons per year</b>	68
<b>2001 tons per year</b>	72

### 2001 Amounts Used/Sold (cubic yards)

	<b>Composted</b>	<b>Chipped/Shredded</b>
<b>Land Reclamation</b>	0	0
<b>Daily Landfill Cover</b>	0	0
<b>Final Landfill Cover</b>	0	0
<b>Landscaping</b>	18	0
<b>Land Application at Agronomic Rates</b>	0	0
<b>Other</b>	0	90
<b>TOTAL</b>	18	90

\*Mulch is used on city property. \*\*Composted

### Contacts

#### Owner

City of Centralia, Public Works  
222 S. Poplar St.  
Centralia, IL 62801  
☎ 618-533-7640

#### Operator

City of Centralia, Public Works  
222 S. Poplar St.  
Centralia, IL 62801  
☎ 618-533-7640



## Cottonwood Hills Compost Facility (Under Development)

<b>County</b>	St. Clair
<b>Municipality</b>	Marissa
<b>Location</b>	10400 Hillstown Road
<b>Location ☎</b>	708-409-3548
<b>Hours of operation</b>	N/A
<b>Wastes Accepted</b>	Grass, Leaves, Brush, Tree limbs*
<b>Owner</b>	Waste Management of Illinois Inc.**
<b>Operator</b>	Waste Management of Illinois Inc.**

\*Maximum volume of landscape waste may not exceed 36,000 cu. yds./year

### Facility Facts

<b>Identification number</b>	1630755017
<b>Date/Year Open - Date/Year Closed</b>	UD* -
<b>Permit Expires</b>	11-15-06
<b>Facility Inspected By</b>	St. Clair County Health Department & Illinois EPA, Collinsville Regional Office

\*Permit to develop and operate issued 11-21-01, expected to open sometime in 2003

### Landscape Waste Received (cu. yds): 1999, 2000 & 2001

	Grass cu. yds.	Leaves cu. yds.	Brush cu. yds.
<b>1999</b>	0	0	0
<b>2000</b>	0	0	0
<b>2001</b>	0	0	0

### Total Landscape Waste Received (tons): 1999, 2000 & 2001

<b>1999 tons per year</b>	0
<b>2000 tons per year</b>	0
<b>2001 tons per year</b>	0

### 2001 Amounts Used/Sold (cubic yards)

	Composted	Chipped/Shredded
<b>Land Reclamation</b>	0	0
<b>Daily Landfill Cover</b>	0	0
<b>Final Landfill Cover</b>	0	0
<b>Landscaping</b>	0	0
<b>Land Application at Agronomic Rates</b>	0	0
<b>Other</b>	0	0
<b>TOTAL</b>	0	0

### Contacts

#### Owner

Waste Management of Illinois Inc.\*\*  
601 Madison Road  
East St. Louis, IL 62201  
☎ 618-271-6788 Ext. 122

#### Operator

Waste Management of Illinois Inc.\*\*  
601 Madison Road  
East St. Louis, IL 62201  
☎ 618-271-6788 Ext. 122

\*\*A subsidiary of Waste Management Inc. Midwest, 1001 Fannin, Suite 4000, Houston, TX 77002 \* 713-512-6200

## D & L Landfill Compost Facility (Inactive)\*

<b>County</b>	Bond
<b>Municipality</b>	Greenville
<b>Location</b>	825 Willard St., Rural Route 3
<b>Location ☎</b>	618-664-2587
<b>Hours of operation</b>	N/A
<b>Wastes Accepted</b>	N/A
<b>Owner</b>	D & L Landfill Inc.
<b>Operator</b>	D & L Landfill Inc.

\*Inactive 1996-2001, permit has not expired.

### Facility Facts

<b>Identification number</b>	0050050007
<b>Date/Year Open - Date/Year Closed</b>	N/A - N/A
<b>Permit Expires</b>	6-23-03
<b>Facility Inspected By</b>	Illinois EPA, Collinsville Regional Office

### Landscape Waste Received (cu. yds): 1999, 2000 & 2001

	<b>Grass cu. yds.</b>	<b>Leaves cu. yds.</b>	<b>Brush cu. yds.</b>
<b>1999</b>	0	0	0
<b>2000</b>	0	0	0
<b>2001</b>	0	0	0

### Total Landscape Waste Received (tons): 1999, 2000 & 2001

<b>1999 tons per year</b>	0
<b>2000 tons per year</b>	0
<b>2001 tons per year</b>	0

### 2001 Amounts Used/Sold (cubic yards)

	<b>Composted</b>	<b>Chipped/Shredded</b>
<b>Land Reclamation</b>	0	0
<b>Daily Landfill Cover</b>	0	0
<b>Final Landfill Cover</b>	0	0
<b>Landscaping</b>	0	0
<b>Land Application at Agronomic Rates</b>	0	0
<b>Other</b>	0	0
<b>TOTAL</b>	0	0

### Contacts

#### Owner

D & L Landfill Inc.  
825 Willard St., Rural Route 3  
Greenville, IL 62246  
☎ 618-664-2587

#### Operator

D & L Landfill Inc.  
825 Willard St., Rural Route 3  
Greenville, IL 62246  
☎ 618-664-2587

## Milam RDF Compost Facility

<b>County</b>	St. Clair
<b>Municipality</b>	East St. Louis
<b>Location</b>	601 Madison Road
<b>Location ☎</b>	618-271-6788 Ext. 122
<b>Hours of operation</b>	Mon. - Sun.: 3 a.m. - 12 midnight
<b>Wastes Accepted</b>	Grass, Leaves, Brush*
<b>Owner</b>	Waste Management of Illinois Inc.**
<b>Operator</b>	Waste Management of Illinois Inc.**

\*May not accept more than 160,000 cu. yds. of landscape waste per year

### Facility Facts

<b>Identification number</b>	1630450001
<b>Date/Year Open - Date/Year Closed</b>	4-16-90 -
<b>Permit Expires</b>	4-1-06
<b>Facility Inspected By</b>	St. Clair County Health Department & Illinois EPA, Collinsville Regional Office

### Landscape Waste Received (cu. yds): 1999, 2000 & 2001

	<b>Grass cu. yds.</b>	<b>Leaves cu. yds.</b>	<b>Brush cu. yds.</b>
<b>1999</b>	27,255	13,628	27,255
<b>2000</b>	28,847	14,423	28,847
<b>2001</b>	32,134	16,067	32,134

\*Estimated at 40% grass, 20% leaves and 40% brush by volume

### Total Landscape Waste Received (tons): 1999, 2000 & 2001

<b>1999 tons per year</b>	17,716
<b>2000 tons per year</b>	16,391
<b>2001 tons per year</b>	17,906

### 2001 Amounts Used/Sold (cubic yards)

	<b>Composted</b>	<b>Chipped/Shredded</b>
<b>Land Reclamation</b>	0	0
<b>Daily Landfill Cover</b>	80,335	0
<b>Final Landfill Cover</b>	0	0
<b>Landscaping</b>	0	0
<b>Land Application at Agronomic Rates</b>	0	0
<b>Other</b>	0	0
<b>TOTAL</b>	80,335	0

### Contacts

#### Owner

Waste Management of Illinois Inc.\*\*  
601 Madison Road  
East St. Louis, IL 62201  
☎ 618-271-6788 Ext. 122

#### Operator

Waste Management of Illinois Inc.\*\*  
601 Madison Road  
East St. Louis, IL 62201  
☎ 618-271-6788 Ext. 122

\*\*A subsidiary of Waste Management Inc. Midwest, 1001 Fannin, Suite 4000, Houston, TX 77002 \* 713-512-6200

## Nashville Municipal Compost Facility

<b>County</b>	Washington
<b>Municipality</b>	Nashville
<b>Location</b>	9384 N. Washington Road
<b>Location ☎</b>	N/A
<b>Hours of operation</b>	N/A
<b>Wastes Accepted</b>	Grass, Leaves
<b>Owner</b>	City of Nashville, Mayor's Office
<b>Operator</b>	City of Nashville, Mayor's Office

### Facility Facts

<b>Identification number</b>	1890300009
<b>Date/Year Open - Date/Year Closed</b>	6-11-90 -
<b>Permit Expires</b>	9-30-02
<b>Facility Inspected By</b>	Illinois EPA, Collinsville Regional Office
Permit 2002-142-DE/OP renewed on 6-6-02	

### Landscape Waste Received (cu. yds): 1999, 2000 & 2001

	<b>Grass cu. yds.</b>	<b>Leaves cu. yds.</b>	<b>Brush cu. yds.</b>
<b>1999</b>	92	192	0
<b>2000</b>	610	509	0
<b>2001</b>	368	736	0

### Total Landscape Waste Received (tons): 1999, 2000 & 2001

<b>1999 tons per year</b>	284
<b>2000 tons per year</b>	346
<b>2001 tons per year</b>	294

### 2001 Amounts Used/Sold (cubic yards)

	<b>Composted</b>	<b>Chipped/Shredded</b>
<b>Land Reclamation</b>	0	0
<b>Daily Landfill Cover</b>	0	0
<b>Final Landfill Cover</b>	0	0
<b>Landscaping</b>	382	0
<b>Land Application at Agronomic Rates</b>	0	0
<b>Other</b>	0	0
<b>TOTAL</b>	382	0

### Contacts

#### Owner

City of Nashville, Mayor's Office  
190 N. East Court St.  
Nashville, IL 62263  
☎ 618-327-3058

#### Operator

City of Nashville, Mayor's Office  
190 N. East Court St.  
Nashville, IL 62263  
☎ 618-327-3058

## Roxana Landfill Compost Facility

<b>County</b>	Madison
<b>Municipality</b>	Roxana
<b>Location</b>	500 Cahokia Creek Road
<b>Location ☎</b>	618-656-6912
<b>Hours of operation</b>	Mon. - Fri.: 5 a.m. - 4 p.m.; Sat.: 7 a.m. - noon
<b>Wastes Accepted</b>	Grass, Leaves, Brush
<b>Owner</b>	Roxana Landfill Inc.**
<b>Operator</b>	Roxana Landfill Inc.

### Facility Facts

<b>Identification number</b>	1190250011
<b>Date/Year Open - Date/Year Closed</b>	5-1-90 -
<b>Permit Expires</b>	5-1-03
<b>Facility Inspected By</b>	Madison County Planning & Development & Illinois EPA, Collinsville Regional Office

### Landscape Waste Received (cu. yds): 1999, 2000 & 2001

	<b>Grass cu. yds.</b>	<b>Leaves cu. yds.</b>	<b>Brush cu. yds.</b>
<b>1999</b>	14,773	14,870	2,000
<b>2000</b>	25,077	18,199	2,707
<b>2001</b>	49,043	39,234	9,809

### Total Landscape Waste Received (tons): 1999, 2000 & 2001

<b>1999 tons per year</b>	7,865
<b>2000 tons per year</b>	28,608
<b>2001 tons per year</b>	26,422

### 2001 Amounts Used/Sold (cubic yards)

	<b>Composted</b>	<b>Chipped/Shredded</b>
<b>Land Reclamation</b>	0	0
<b>Daily Landfill Cover</b>	88,277	9,809
<b>Final Landfill Cover</b>	0	0
<b>Landscaping</b>	0	0
<b>Land Application at Agronomic Rates</b>	0	0
<b>Other</b>	0	0
<b>TOTAL</b>	88,277	9,809

### Contacts

#### Owner

Roxana Landfill Inc.\*\*  
4600 Cahokia Creek Road  
Roxana, IL 62084  
☎ 618-656-6912

#### Operator

Roxana Landfill Inc.  
4600 Cahokia Creek Road  
Roxana, IL 62084  
☎ 618-656-6912

\*\*A subsidiary of Allied Waste Industries Inc., 15880 N. Greenway-Hayden Loop, Suite 100, Scottsdale, AZ 85260 \* 480-627-2700. Regional Office: 12976 St. Charles Rock Road, Bridgeton, MO 63044 \* 314-739-7517

## Salem Municipal Landfill #2 Compost Facility

<b>County</b>	Marion
<b>Municipality</b>	Salem
<b>Location</b>	900 E. Lake St.
<b>Location ☎</b>	618-548-2222
<b>Hours of operation</b>	Mon. - Fri.: 8 a.m. - 3 p.m.
<b>Wastes Accepted</b>	Grass, Leaves, Brush
<b>Owner</b>	City of Salem, Public Works
<b>Operator</b>	City of Salem, Public Works

### Facility Facts

<b>Identification number</b>	1218130007
<b>Date/Year Open - Date/Year Closed</b>	5-16-90 -
<b>Permit Expires</b>	7-30-03
<b>Facility Inspected By</b>	Illinois EPA, Collinsville Regional Office

### Landscape Waste Received (cu. yds): 1999, 2000 & 2001

	<b>Grass cu. yds.</b>	<b>Leaves cu. yds.</b>	<b>Brush cu. yds.</b>
<b>1999</b>	403	1,480	218
<b>2000</b>	557	1,221	368
<b>2001</b>	670	1,282	134

### Total Landscape Waste Received (tons): 1999, 2000 & 2001

<b>1999 tons per year</b>	490
<b>2000 tons per year</b>	522
<b>2001 tons per year</b>	545

### 2001 Amounts Used/Sold (cubic yards)

	<b>Composted</b>	<b>Chipped/Shredded</b>
<b>Land Reclamation</b>	0	0
<b>Daily Landfill Cover</b>	250	0
<b>Final Landfill Cover</b>	0	0
<b>Landscaping</b>	30	10
<b>Land Application at Agronomic Rates</b>	0	0
<b>Other</b>	0	0
<b>TOTAL</b>	280	10

### Contacts

#### Owner

City of Salem, Public Works  
101 S. Broadway  
Salem, IL 62881  
☎ 618-548-2222 Ext. 232

#### Operator

City of Salem, Public Works  
101 S. Broadway  
Salem, IL 62881  
☎ 618-548-2222 Ext. 232

## Chain of Rocks RDF-Phase 2 Compost Facility (Now Closed)

<b>County</b>	Madison
<b>Municipality</b>	Granite City
<b>Location</b>	3399 W. Chain of Rocks Road
<b>Location ☎</b>	618-797-0405
<b>Hours of operation</b>	Mon. - Fri.: 5 a.m. - 3 p.m.
<b>Wastes Accepted</b>	Grass, Leaves, Brush
<b>Owner</b>	Waste Management of Illinois Inc.**
<b>Operator</b>	Waste Management of Illinois Inc.**

### Facility Facts

<b>Identification number</b>	1198010002
<b>Date/Year Open - Date/Year Closed</b>	4-17-90 - 8-01*
<b>Permit Expires</b>	8-1-05
<b>Facility Inspected By</b>	Madison County Planning & Development & Illinois EPA, Collinsville Regional Office

Permit to certify closure of site approved 3-6-02

### Landscape Waste Received (cu. yds): 1999, 2000 & 2001

	Grass cu. yds.	Leaves cu. yds.	Brush cu. yds.
<b>1999</b>	9,243	4,622	9,243
<b>2000</b>	15,965	7,982	15,965
<b>2001</b>	7,884	3,942	7,884

\*Estimated at 40% grass, 20% leaves and 40% brush

### Total Landscape Waste Received (tons): 1999, 2000 & 2001

<b>1999 tons per year</b>	6,008
<b>2000 tons per year</b>	9,695
<b>2001 tons per year</b>	4,664

### 2001 Amounts Used/Sold (cubic yards)

	Composted	Chipped/Shredded
<b>Land Reclamation</b>	0	0
<b>Daily Landfill Cover</b>	19,710	0
<b>Final Landfill Cover</b>	0	0
<b>Landscaping</b>	0	0
<b>Land Application at Agronomic Rates</b>	0	0
<b>Other</b>	0	0
<b>TOTAL</b>	19,710	0

### Contacts

#### Owner

Waste Management of Illinois Inc.\*\*  
601 Madison Road  
East St. Louis, IL 62201  
☎ 618-271-6788 Ext. 122

#### Operator

Waste Management of Illinois Inc.\*\*  
601 Madison Road  
East St. Louis, IL 62201  
☎ 618-271-6788 Ext. 122

\*\*A subsidiary of Waste Management Inc. Midwest, 1001 Fannin, Suite 4000, Houston, TX 77002 \* 713-512-6200

This page intentionally left blank.



## Region Seven: Southern Illinois

# Landfills Transfer Stations Compost Facilities



*Southern Illinois Regional Landfill, near DeSoto accounted for 57 percent of the waste landfilled in Region 7*

This page intentionally left blank.

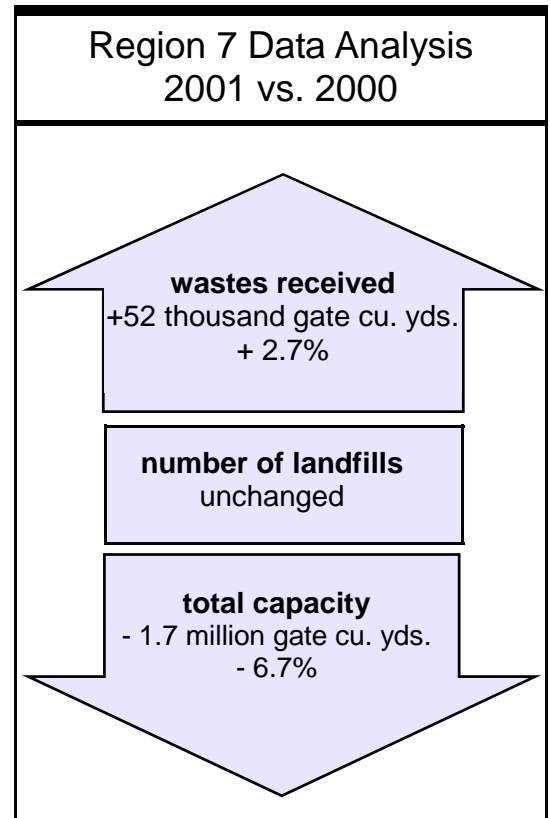
**R**EGION SEVEN'S FOUR ACTIVE LANDFILLS ACCEPTED almost 2.0 million gate cubic yards of wastes during 2001. This volume was up only 2.7 percent, or more than 52,000 gate cubic yards greater than 2000's total.

In terms of municipal wastes landfilled statewide, Region Seven received second from last: 3.8 percent of 2001's total volume. Region Four (East Central Illinois) took in the most: 26.5 percent.

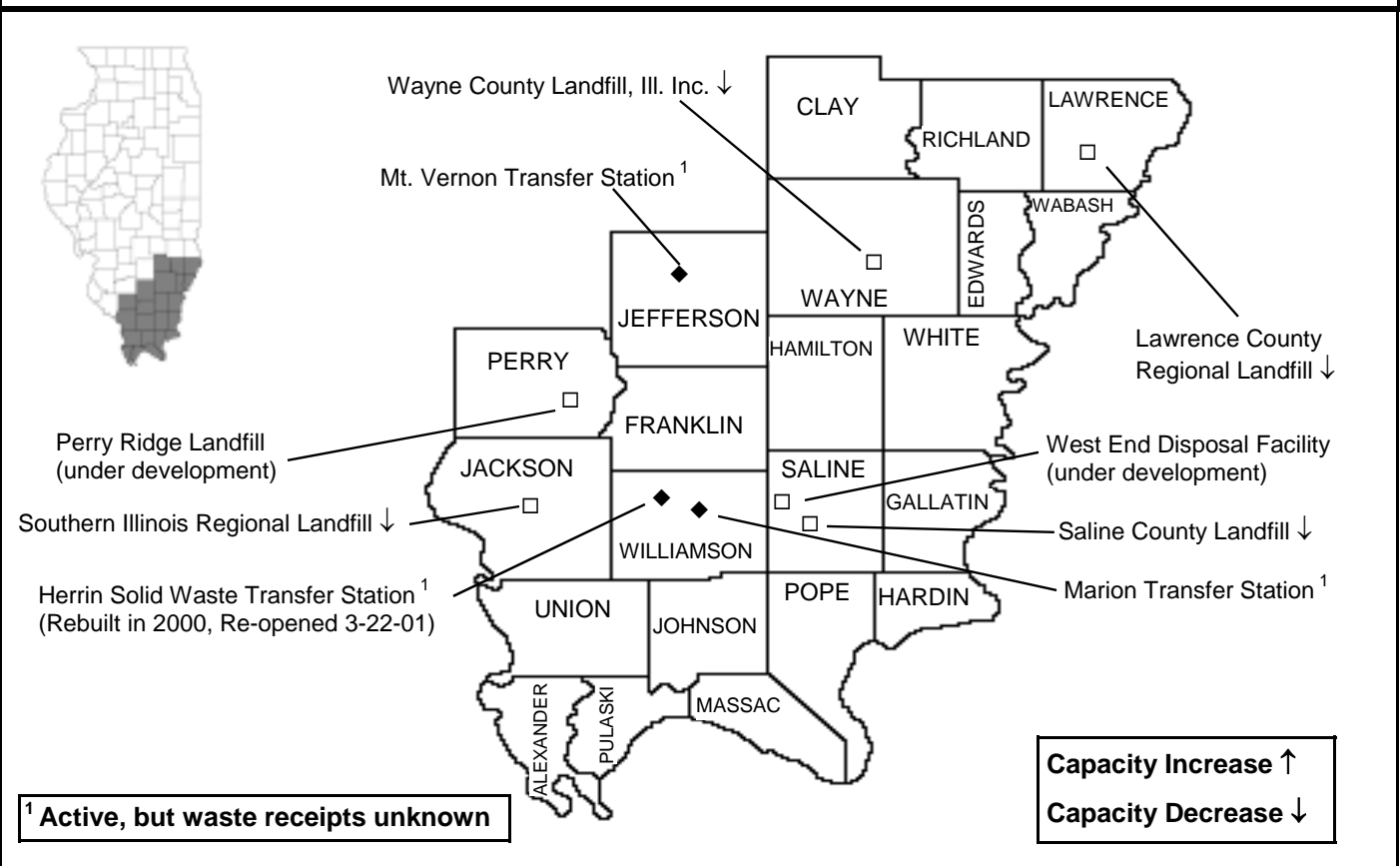
Southern Illinois Regional Landfill, near DeSoto, dropped from 11<sup>th</sup> in 2000 to 12<sup>th</sup> place in 2001, and accounted for nearly 57 percent of the wastes landfilled in the region during the year.

Of the more than 1.1 million gate cubic yards of wastes received by Southern Illinois Regional Landfill in 2001, almost 350,000 gate cubic yards, or 31 percent, came from Kentucky and Missouri.

Lawrence County Regional Landfill, the region's newest landfill, accepted about 24 percent of its wastes in 2001 from Indiana. The regional percentage of such wastes is 21.4 percent, considerably less than Region Six (Metropolitan East St. Louis), where out-of-state wastes comprised 48.8 percent of total wastes landfilled.



### Landfills and Transfer Stations: Active, Closed, Under Development in 2001



<b>Counties</b>	<b>22</b>
<b>Area (square miles)</b>	<b>8,421</b>
<b>Population (est.)</b>	<b>436,414</b>
<b>Landfill life expectancy</b>	
<b>Years remaining</b>	<b>12 ♦</b>
<b>Landfills</b>	
<b>Active in 2001</b>	<b>4</b>
<b>Open past 2002</b>	<b>4</b>
<b>Transfer Stations</b>	
<b>Active in 2001</b>	<b>3</b>
<b>Re-opened in 2001</b>	<b>1*</b>
<b>Compost facilities</b>	
<b>Active in 2001</b>	<b>1</b>

♦ Total remaining capacity (from table below) divided by total wastes accepted. Tells how long the region may be served by local landfills at current disposal rates, barring capacity adjustments, until capacity is depleted.

\* Also included in active transfer station figure.

**Capacity dropped 6.7 percent**

As of Jan. 1, 2002, the region’s landfills reported a total capacity of 23.7 million gate cubic yards, for a 6.7 percent decrease in regional capacity, 1.7 million gate cubic yards less than what was reported on Jan. 1, 2001.

**New landfills proposed in Perry and Saline Counties**

The decrease in capacity of 6.7 percent in Region Seven will be buffered in the coming years by the opening of two landfills currently under development there. They are West End Disposal Facility, Galatia and Perry Ridge Landfill in DuQuoin.

The West End Disposal Facility expects to operate for 40 years. The landfill has an initial design capacity of 14.5 million airspace cubic yards. The site was permitted to operate on Oct. 24, 2002.

Perry Ridge Landfill expects to operate for 20 years. This landfill has an initial design capacity of 14.9 million airspace cubic yards.

**No near-term landfill closings**

As of Jan. 1, 2002, Saline County Landfill’s owners had estimated less than one year of life remaining. It is accepting less waste at this time. Saline County Landfill’s permit application for lateral and vertical expansions is still under review by Illinois EPA as of Sept. 2002.

<b>Landfills: Wastes Accepted 2001; Remaining Capacities Jan. 1, 2002</b>									
	Municipality	County	Wastes		Capacity		Disp. Area Acres	Close Year	
			Cu. Yds.	Rank <sup>1</sup>	Cu. Yds.	Rank <sup>2</sup>			
Lawrence County Regional LF ♦	Bridgeport	Lawrence	228,677	40	9,684,000	21	42	2043	
<b>UD</b> Perry Ridge Landfill <sup>3</sup>	DuQuoin	Perry	0	N/A	0	N/A	141	2022	
Saline County Landfill ♦ <sup>4</sup>	Harrisburg	Saline	177,803	44	56,000	51	20.6	2002	
Southern Illinois Regional Landfill ♦	DeSoto	Jackson	1,135,200	12	4,933,000	30	113	2006	
Wayne County Landfill, Ill. Inc.	Fairfield	Wayne	448,161	29	9,038,000	22	82.9	2022	
<b>UD</b> West End Disposal Facility <sup>5</sup>	Galatia	Saline	0	N/A	0	N/A	125	2042	
<b>Totals</b>			<b>1,989,841</b>		<b>23,711,000</b>				

♦ Three landfills accepted out-of-state wastes during 2001, totaling 424,923 gate cubic yards, or 21.4% of the region's total.

<sup>1</sup> Standing among 52 landfills that accepted wastes during 2001.

<sup>2</sup> Standing among 52 landfills that reported capacity as of Jan. 1, 2002.

<sup>3</sup> Permit to develop granted 9-28-01.

<sup>4</sup> Permit for lateral and vertical expansions pending.

<sup>5</sup> Permit to develop granted 5-16-01; site opened Oct. 24, 2002.

UD = Under Development

## County agencies inspect facilities; investigate dumping

The Illinois EPA has delegated inspection authority to health departments in Jackson, Perry and Wayne counties. A newer delegated agent is Ambraw Valley Solid Waste Agency, on board, in August 1999, inspecting Lawrence County Regional Landfill and several closed sites in Lawrence and Richland counties. Saline County was on board on Mar. 20, 2002, and will inspect West End Disposal Facility.

Delegation agreements authorize these agencies to conduct many of the duties that would otherwise have to be performed by the Illinois EPA field office: investigating and enforcing suspected violations of land pollution laws and reports of open dumping, and inspecting landfills, transfer stations and compost facilities permitted through the Agency's Bureau of Land. (Inspections also include industrial landfills, or monofills, and landfills that closed prior to 1999; non of which are included in this report.)

## Transfer station's activity is unknown. . .

In 2001, even though active transfer stations number only three, they nevertheless play an important role in such a large region having so few landfills. During 1998, three facilities handled nearly 80,000 tons of municipal wastes, an amount equal to about five percent of wastes landfilled in Region Seven that year. But since reporting is voluntary, the actual amount of wastes received at each facility in 2001 is unknown.

### Transfer Stations: Wastes Handled 2001

	Municipality	County	Tons
Herrin Solid Waste <sup>1 &amp; 2</sup>	Herrin	Williamson	0
Marion Transfer Station <sup>2</sup>	Marion	Williamson	0
Mt. Vernon TS <sup>2</sup>	Mt. Vernon	Jefferson	0
<b>Total</b>			<b>0</b>

<sup>1</sup> Inactive in 2000, but re-opened in March 2001.

<sup>2</sup> Active, but waste receipts unknown.

## New Earth: Region Seven's only compost site

The region's sole compost facility reported handling less than 1,300 tons of landscape waste, which is negligible compared to the municipal wastes that entered Region Seven's landfills in 2001, but 60 percent more than amount accepted the year before. The agricultural community manages the majority of landscape waste here.

### Compost Facility: Wastes Accepted 2001

	Municipality	County	Tons
New Earth	Carterville	Williamson	1,287
<b>Total</b>			<b>1,287</b>

## Questions and Complaints

Illinois EPA Region Seven field office personnel investigate reports of suspected illegal waste disposal, and inspect the region's landfills, transfer stations and compost facilities, except in **Jackson, Perry, Lawrence, Richland and Wayne counties**, where joint responsibility has been delegated to local authorities.

Questions or complaints concerning pollution control facilities, open dumping or other incidents should be directed to the office having jurisdiction over the site:

### Illinois EPA

2309 W. Main St., Suite 116  
Marion, IL 62959  
Phone: 618-993-7200  
Fax: 618-997-1281

### Ambraw Valley Solid Waste Agency for Lawrence & Richland counties

777th and State St., P.O. Box 62  
Bridgeport, IL 62417  
Phone: 618-945-7707  
Fax: 618-945-7118

### Jackson County Health Department

415 Health Dept. Road  
P.O. Box 307  
Murphysboro, IL 62966-0307  
Phone: 618-684-3143, Ext. 138  
Fax: 618-684-6023

### Perry County Health Department

907 S. Main St., Box 49  
Pinckneyville, IL 62274-1700  
Phone: 618-357-5371  
Fax: 618-357-3190

### Wayne County Health Department

405 N. Basin Road, Box 645  
Fairfield, IL 62837  
Phone: 618-842-5166  
Fax: 618-842-3305

### Saline County

c/o Egyptian Health Department  
1412 U.S. Route 45  
Eldorado, IL 62930  
Phone: 618-273-3326  
Fax: 618-273-2808

## Municipal Waste Management Plans

The Solid Waste Planning and Recycling Act requires all Illinois counties and the city of Chicago to develop, adopt and implement 20-year municipal waste management plans.

Plans include programs and recommendations to achieve solid waste management goals, which typically include waste reduction, recycling, incineration and landfilling as program options.

The law requires each plan to include a program designed to recycle 15 percent of municipal wastes by the end of the third year of the program and 25 percent of municipal wastes by the end of the fifth year, depending upon the availability of markets.

Every five years each plan must identify changes in planning areas, evaluate progress in plan implementation and, if necessary, revise plan recommendations and goals. The county also has the option of updating its solid waste generation rate. The plan is then submitted to the Illinois EPA for review and comment.

Five year plan updates have been adopted by Edwards, Franklin, Gallatin, Hardin, Jackson, Jefferson, Lawrence, Massac, Perry, Richland, Saline, Union, Wabash, Wayne, and White Counties.

No ten year plan updates have been completed.

Questions concerning these plans and their availability should be directed to the appropriate local administrators listed in Appendix K of this report.

**Details concerning Region Seven landfills, transfer stations and compost facilities follow on pages R7.5 through R7.15.**

## Average recycling rate is 13.5 percent

The Agency does not regulate recycling nor does it possess any mechanism to compel county recycling coordinators to respond to Agency surveys seeking current recycling rates, or otherwise attest to the viability of local recycling programs.

Recycling rates in Southern Illinois were the lowest of all seven regions, probably because of inaccessible markets for recycled materials. Rates ranged from zero percent to a high of 33.5 percent, yielding a multiyear average of 13.5 percent.

Fourteen of 22 counties in the region offered data prior to 2001. The average recycling rate for counties reporting 2001 data was 8.6 percent, 4.9 percent below the region's multi-year average. ♦

### Municipal Wastes Recycled

County	Estimated Population	Waste Generated		Waste Recycled	
		Tons	PCD	Tons	Percent
Alexander	9,590	10,151	5.8	463	4.6
Clay	14,450	12,778	4.8	2,989	23.4
Edwards	6,950	4,562	3.6	1,528	33.5
Franklin	40,679	30,121	4.1	4,690	15.6
Gallatin	6,909	7,427	5.9	3	0.0
Hamilton <sup>4</sup>	8,621	N/A	N/A	N/A	N/A
Hardin	5,189	5,487	5.8	226	4.1
Jackson <sup>1&amp;2</sup>	59,612	63,021	5.8	13,847	22.0
Jefferson	38,966	36,800	5.2	9,680	26.3
Johnson	12,878	12,926	5.5	484	3.7
Lawrence	15,452	12,972	4.6	1,362	10.5
Massac	15,161	15,218	5.5	642	4.2
Perry	21,368	16,430	4.2	1,847	11.2
Pope	4,681	6,826	8.0	191	2.8
Pulaski	7,348	7,644	5.7	328	4.3
Richland	16,149	13,557	4.6	1,762	13.0
Saline	26,551	24,422	5.0	2,441	10.0
Union	18,293	18,362	5.5	766	4.2
Wabash	12,731	14,518	6.2	2,955	20.4
Wayne	17,151	11,581	3.7	1,479	12.8
White	16,522	15,770	5.2	150	1.0
Williamson	61,163	47,595	4.3	4,465	9.4
<b>Totals</b>	<b>436,414</b>	<b>388,168</b>	<b>4.9</b>	<b>52,298</b>	<b>13.5%</b> <sup>3</sup>

<sup>1</sup> Has residential recycling ordinance.

<sup>2</sup> Has commercial recycling ordinance.

<sup>3</sup> Regional average

<sup>4</sup> Hamilton County has not adopted a plan.

## Lawrence County Regional Landfill

<b>County</b>	Lawrence
<b>Municipality</b>	Bridgeport
<b>Location</b>	Illinois Route 250, Road 550E
<b>Location ☎</b>	618-936-9400
<b>Hours of operation</b>	Mon.-Fri.: 7 a.m. - 4 p.m.; Sat.: 7 a.m.- noon
<b>Wastes accepted</b>	Municipal, nonhazardous special
<b>Tipping fee</b>	\$31.50 per ton
<b>Owner</b>	Waste Management of Illinois Inc.**
<b>Operator</b>	Waste Management of Illinois Inc.**

### Facility Facts

<b>Identification number</b>	1010100002
<b>Design capacity, airspace cu.yds.</b>	4,788,000
<b>Total permitted landfill area, acres</b>	75
<b>Permitted disposal area, acres</b>	42
<b>Highest permitted elevation, feet (msl)</b>	620
<b>Leachate monitoring stations</b>	1
<b>Groundwater monitoring wells</b>	23
<b>Methane collection system</b>	None
<b>Years remaining, estimated by landfill</b>	42
<b>Date/year to open X date/year to close</b>	4-1-98 - 2043

### Wastes Received: 1999, 2000, 2001

	TOTAL WASTES ACCEPTED			OUT-OF-STATE WASTES ACCEPTED		
	gate cu. yds	tons	tons/day	gate cu/yds.	tons	% of total
<b>1999</b>	253,047	76,681	295	71,767	21,748	28
<b>2000</b>	257,545	78,044	300	47,236	14,314	18
<b>2001</b>	228,677	69,296	267	55,981	16,964	24
1999 State of Origin: Illinois, Indiana    2000 State of Origin: Illinois, Indiana    2001 State of Origin: Illinois, Indiana						

### Remaining Capacities: Jan. 1, 2001 and Jan. 1, 2002

<b>2001 certified gate cu. yds. (tons)</b>	9,760,000	(2,958,000)
<b>2002 certified gate cu. yds. (tons)</b>	9,684,000	(2,935,000)

### Audits and Inspections

<b>Solid Waste Mgt. Fees paid in 2001</b>	\$65,343
<b>Last audited by Illinois EPA</b>	6-22-99, 3-20-01 & 5-13-02
<b>Facility inspected by</b>	Illinois EPA, Marion Regional Office

### Contacts

#### Owner

Waste Management of Illinois Inc.\*\*  
601 Madison Road  
East St. Louis, IL 62201  
Contact: Ernest H. Dennison  
☎ 618-271-6788 Ext. 122

#### Operator

Waste Management of Illinois Inc.\*\*  
Illinois Route 250, Road 550 East  
Sumner, IL 62466  
Contact: Ernest H. Dennison  
☎ 618-936-9400

\*\*A subsidiary of Waste Management Inc. Midwest, 1001 Fannin, Suite 4000, Houston, TX 77002 \* 713-512-6200. New owner and operator as of March 28, 2002 and July 9, 2002 approved by Permit 1994-529-LF, modification #9 and #10.

## Perry Ridge Landfill (Under Development)

County	Perry
Municipality	DuQuoin
Location	6305 Sacred Heart Drive
Location ☎	618-357-5599
Hours of operation	Mon.-Fri.: 7 a.m. - 5 p.m.; Sat.: 7 a.m. - noon
Wastes accepted	N/A
Tipping fee	N/A
Owner	GERE Properties Inc.
Operator	Unknown

### Facility Facts

Identification number	1450105039
Design capacity, airspace cu.yds.	14,872,900
Total permitted landfill area, acres	373
Permitted disposal area, acres	141
Highest permitted elevation, feet (msl)	516
Leachate monitoring stations	4
Groundwater monitoring wells	31
Methane collection system	Flares (under construction)
Years remaining, estimated by landfill	20
Date/year to open X date/year to close	UD* - 2022

\*Permit 2000-064-LF issued 9-28-01 to develop site.

### Wastes Received: 1999, 2000, 2001

	TOTAL WASTES ACCEPTED			OUT-OF-STATE WASTES ACCEPTED		
	gate cu. yds	tons	tons/day	gate cu/yds.	tons	% of total
1999	0	0	0	0	0	0
2000	0	0	0	0	0	0
2001	0	0	0	0	0	0
1999 State of Origin: N/A    2000 State of Origin: N/A    2001 State of Origin: N/A						

### Remaining Capacities: Jan. 1, 2001 and Jan. 1, 2002

2001 certified gate cu. yds. (tons)	0	( 0)
2002 certified gate cu. yds. (tons)	0	( 0)

### Audits and Inspections

Solid Waste Mgt. Fees paid in 2001	\$0
Last audited by Illinois EPA	N/A
Facility inspected by	Perry County Health Department & Illinois EPA, Marion Regional Office

Only active landfills are audited.

### Contacts

<b>Owner</b>	<b>Operator</b>
GERE Properties Inc. 290 S. Main Place, #101 Carol Stream, IL 60188 Contact: Patrick Mazza ☎ 630-653-3700	Unknown  Contact: ☎



## Saline County Landfill

<b>County</b>	Saline
<b>Municipality</b>	Harrisburg
<b>Location</b>	5000 Whitesville Road
<b>Location ☎</b>	618-252-0237
<b>Hours of operation</b>	Mon.-Fri.: 7 a.m. - 4 p.m.; Sat.: 8 a.m. - 11 a.m.
<b>Wastes accepted</b>	Municipal, nonhazardous special
<b>Tipping fee</b>	\$32.02 per ton
<b>Owner</b>	Saline County Landfill Inc.
<b>Operator</b>	Saline County Landfill Inc.

### Facility Facts

<b>Identification number</b>	1658080001
<b>Design capacity, airspace cu.yds.</b>	975,000
<b>Total permitted landfill area, acres</b>	30
<b>Permitted disposal area, acres</b>	20.6*
<b>Highest permitted elevation, feet (msl)</b>	478
<b>Leachate monitoring stations</b>	7
<b>Groundwater monitoring wells</b>	35
<b>Methane collection system</b>	Planned
<b>Years remaining, estimated by landfill</b>	< 1
<b>Date/year to open X date/year to close</b>	9-16-83 - 2002***

\*Local siting granted in 1997 for a 4.6-million-cubic- yard expansion that could extend landfill life by 21 years. \*\*\*Illinois EPA permits for lateral and vertical expansions pending at press time (Sept. 02).

### Wastes Received: 1999, 2000, 2001

	TOTAL WASTES ACCEPTED			OUT-OF-STATE WASTES ACCEPTED		
	gate cu. yds	tons	tons/day	gate cu/yds.	tons	% of total
<b>1999</b>	214,689	65,057	250	9	3	0
<b>2000</b>	253,318	76,763	295	15,202	4,607	6
<b>2001</b>	177,803	53,880	207	22,402	6,788	13
1999 State of Origin: Illinois, Indiana, Kentucky			2000 State of Origin: Illinois, Kentucky			2001 State of Origin: Illinois, Kentucky

### Remaining Capacities: Jan. 1, 2001 and Jan. 1, 2002

<b>2001 certified gate cu. yds. (tons)</b>	228,000	( 69,000)
<b>2002 certified gate cu. yds. (tons)</b>	56,000	( 17,000)

### Audits and Inspections

<b>Solid Waste Mgt. Fees paid in 2001</b>	\$49,770
<b>Last audited by Illinois EPA</b>	3-27-00, 7-9-01 & 6-24-02
<b>Facility inspected by</b>	Illinois EPA, Marion Regional Office

### Contacts

<b>Owner</b>	<b>Operator</b>
Saline County Landfill Inc.**	Saline County Landfill Inc.**
5000 Whitesville Road	5000 Whitesville Road
Harrisburg, IL 62946	Harrisburg, IL 62946
Contact: Ken Wuehler	Contact: Ken Wuehler
☎ 618-252-0237	☎ 618-252-0237

\*\*A subsidiary of Midwest Waste.

## Southern Illinois Regional Landfill

<b>County</b>	Jackson
<b>Municipality</b>	DeSoto
<b>Location</b>	1540 Landfill Road
<b>Location ☎</b>	618-867-2356
<b>Hours of operation</b>	Mon.-Fri.: 6:30 a.m. - 4 p.m.; Sat.: 6:30 a.m. - noon
<b>Wastes accepted</b>	Municipal, nonhazardous special
<b>Tipping fee</b>	\$7.50 per cubic yard
<b>Owner</b>	Southern Illinois Regional Landfill Inc.**
<b>Operator</b>	Southern Illinois Regional Landfill Inc.**

### Facility Facts

<b>Identification number</b>	0770200002
<b>Design capacity, airspace cu.yds.</b>	6,800,000
<b>Total permitted landfill area, acres</b>	147
<b>Permitted disposal area, acres</b>	113
<b>Highest permitted elevation, feet (msl)</b>	525
<b>Leachate monitoring stations</b>	6
<b>Groundwater monitoring wells</b>	51
<b>Methane collection system</b>	Gas-to-energy (planned)
<b>Years remaining, estimated by landfill</b>	4
<b>Date/year to open X date/year to close</b>	1975 - 2006

### Wastes Received: 1999, 2000, 2001

	TOTAL WASTES ACCEPTED			OUT-OF-STATE WASTES ACCEPTED		
	gate cu. yds	tons	tons/day	gate cu/yds.	tons	% of total
<b>1999</b>	975,393	295,574	1,137	279,652	84,743	29
<b>2000</b>	1,109,000	336,061	1,293	337,388	102,239	30
<b>2001</b>	1,135,200	344,000	1,323	346,540	105,012	31
1999 State of Origin: Illinois, Kentucky, Missouri			2000 State of Origin: Illinois, Kentucky, Missouri			2001 State of Origin: Illinois, Kentucky, Missouri

### Remaining Capacities: Jan. 1, 2001 and Jan. 1, 2002

<b>2001 certified gate cu. yds. (tons)</b>	5,825,000	(1,765,000)
<b>2002 certified gate cu. yds. (tons)</b>	4,933,000	(1,495,000)

### Audits and Inspections

<b>Solid Waste Mgt. Fees paid in 2001</b>	\$298,549
<b>Last audited by Illinois EPA</b>	3-28-00, 7-10-01 & 6-25-02
<b>Facility inspected by</b>	Jackson County Health Department & Illinois EPA, Marion Regional Office

### Contacts

Owner	Operator
Southern Illinois Regional Landfill Inc.** 1540 Landfill Road DeSoto, IL 62924 Contact: Gary Pearson ☎ 618-867-2356	Southern Illinois Regional Landfill Inc.** 1540 Landfill Road DeSoto, IL 62924 Contact: Gary Pearson ☎ 618-867-2356

\*\*A subsidiary of Republic Services Inc., 110 SE 6th St., Suite 2800, Ft. Lauderdale, FL 33301 \* 954-769-2400

## Wayne County Landfill, Ill. Inc.

<b>County</b>	Wayne
<b>Municipality</b>	Fairfield
<b>Location</b>	State Route 15 West RR 1
<b>Location ☎</b>	618-842-4294
<b>Hours of operation</b>	Mon.-Fri.: 7 a.m. - 3 p.m.; Sat.: 7 a.m. - 11 a.m.
<b>Wastes accepted</b>	Municipal, nonhazardous special
<b>Tipping fee</b>	\$26 per ton
<b>Owner</b>	Wayne County Landfill, Ill. Inc.**
<b>Operator</b>	Wayne County Landfill, Ill. Inc.**

### Facility Facts

<b>Identification number</b>	1918040003
<b>Design capacity, airspace cu.yds.</b>	6,239,276.5
<b>Total permitted landfill area, acres</b>	182.7
<b>Permitted disposal area, acres</b>	82.9
<b>Highest permitted elevation, feet (msl)</b>	530
<b>Leachate monitoring stations</b>	4
<b>Groundwater monitoring wells</b>	32
<b>Methane collection system</b>	Flares (planned)
<b>Years remaining, estimated by landfill</b>	20*
<b>Date/year to open X date/year to close</b>	1989 - 2022

\*Waste relocation reduce total remaining capacity. Volume is not reflected in gate yards received and site life is shortened. Actual life of site is still approximately 29 years.

### Wastes Received: 1999, 2000, 2001

	TOTAL WASTES ACCEPTED			OUT-OF-STATE WASTES ACCEPTED		
	gate cu. yds	tons	tons/day	gate cu/yds.	tons	% of total
<b>1999</b>	340,916	103,308	397	6,409	1,942	2
<b>2000</b>	318,210	96,427	371	123	37	0
<b>2001</b>	448,161	135,806	522	0	0	0

1999 State of Origin: Illinois, Indiana    2000 State of Origin: Illinois, Indiana    2001 State of Origin: Illinois only

### Remaining Capacities: Jan. 1, 2001 and Jan. 1, 2002

<b>2001 certified gate cu. yds. (tons)</b>	9,590,000	(2,906,000)
<b>2002 certified gate cu. yds. (tons)</b>	9,038,000	(2,739,000)

### Audits and Inspections

<b>Solid Waste Mgt. Fees paid in 2001</b>	\$121,530
<b>Last audited by Illinois EPA</b>	10-31-00, 3-21-01 & 5-14-02
<b>Facility inspected by</b>	Wayne County Health Department & Illinois EPA, Marion Regional Office

### Contacts

Owner	Operator
Wayne County Landfill, Ill. Inc.** State Route 15 West, RR #1, Box 214 Fairfield, IL 62837 Contact: Ken Wuehler ☎ 618-842-4294	Wayne County Landfill, Ill. Inc.** State Route 15 West, RR #1, Box 214 Fairfield, IL 62837 Contact: Ken Wuehler ☎ 618-842-4294

\*\*A subsidiary of Allied Waste Industries Inc., 15880 N. Greenway-Hayden Loop, Suite 100, Scottsdale, AZ 85260 \* 480-627-2700. Regional Office: 1370 S. Kostner, Crestwood, IL 60445 \* 708-824-3060

## West End Disposal Facility (Under Development)

<b>County</b>	Saline
<b>Municipality</b>	Galatia
<b>Location</b>	Route 34, Twp. Road 35
<b>Location ☎</b>	618-268-9412
<b>Hours of operation</b>	Mon.-Fri.: 6 a.m. - 4 p.m.; Sat.: 7 a.m. - 3 p.m.
<b>Wastes accepted</b>	Municipal, nonhazardous special chemical & putrescible
<b>Tipping fee</b>	Upon request
<b>Owner</b>	Landfill L.L.C.
<b>Operator</b>	Landfill L.L.C.

### Facility Facts

<b>Identification number</b>	1650155005
<b>Design capacity, airspace cu.yds.</b>	14,464,000
<b>Total permitted landfill area, acres</b>	252
<b>Permitted disposal area, acres</b>	125
<b>Highest permitted elevation, feet (msl)</b>	505
<b>Leachate monitoring stations</b>	5
<b>Groundwater monitoring wells</b>	33
<b>Methane collection system</b>	None
<b>Years remaining, estimated by landfill</b>	40
<b>Date/year to open X date/year to close</b>	Spring 2002 - 2042

\*Permit to develop granted May 16, 2001. \*\*Site opened Oct. 25, 2002.

### Wastes Received: 1999, 2000, 2001

	TOTAL WASTES ACCEPTED			OUT-OF-STATE WASTES ACCEPTED		
	gate cu. yds	tons	tons/day	gate cu/yds.	tons	% of total
<b>1999</b>	0	0	0	0	0	0
<b>2000</b>	0	0	0	0	0	0
<b>2001</b>	0	0	0	0	0	0
1999 State of Origin: N/A    2000 State of Origin: N/A    2001 State of Origin: N/A						

### Remaining Capacities: Jan. 1, 2001 and Jan. 1, 2002

<b>2001 certified gate cu. yds. (tons)</b>	0	( 0)
<b>2002 certified gate cu. yds. (tons)</b>	0	( 0)

### Audits and Inspections

<b>Solid Waste Mgt. Fees paid in 2001</b>	\$0
<b>Last audited by Illinois EPA</b>	N/A
<b>Facility inspected by</b>	Illinois EPA, Marion Regional Office

Only active landfills are audited.

### Contacts

**Owner**  
 Landfill L.L.C.  
 P.O. Box 657, 622 N. Granger  
 Harrisburg, IL 62946  
 Contact: Robert Wilson or Rick Lane  
 ☎ 618-252-1776

**Operator**  
 Landfill L.L.C.  
 P.O. Box 657, 622 N. Granger  
 Harrisburg, IL 62946  
 Contact: Robert Wilson or Rick Lane  
 ☎ 618-252-1776

## Herrin Solid Waste Transfer Station (Active)

<b>County</b>	Williamson
<b>Municipality</b>	Herrin
<b>Location</b>	Cemetery Road & College Street
<b>Location</b> 📍	N/A
<b>Hours of operation</b>	Mon. - Fri.: 6 a.m. - 3 p.m.; Sat.: 8 a.m. - 11:30 a.m.*
<b>Wastes accepted</b>	Municipal
<b>Tipping fee</b>	N/A
<b>Owner</b>	City of Herrin, Mayor
<b>Operator</b>	Southern Illinois Transfer Stations Inc.**

\*Rebuilt in 2000 and re-opened in March 2001.

### Facility Facts

<b>Identification number</b>	1990400014
<b>Opened, year</b>	Re-opened 2001*
<b>Facility acreage</b>	3.4

\*Supplemental permit approved a facility re-development plan on 11-12-99 and waste acceptance on 3-22-01

### Wastes Received: 1999, 2000, 2001

	<u>Tons per year</u>	<u>Tons per day (average)</u>
<b>1999</b>	0	0
<b>2000</b>	0	0
<b>2001</b>	0	0

Active, but waste receipts unknown.

### Inspections

<b>Facility inspected by</b>	Illinois EPA, Marion Regional Office
------------------------------	--------------------------------------

### Contacts

<b>Owner</b>	<b>Operator</b>
City of Herrin, Mayor 300 N. Park Ave. Herrin, IL 62948 ☎ 618-942-6166	Southern Illinois Transfer Stations Inc.** 716 Skyline Drive Marion, IL 62959 ☎ 618-997-9561

\*\*A subsidiary of Midwest Waste

## Marion Transfer Station (Active)

<b>County</b>	Williamson
<b>Municipality</b>	Marion
<b>Location</b>	1410 W. Longstreet Road
<b>Location ☎</b>	618-549-0422
<b>Hours of operation</b>	Mon. - Fri.: 8 a.m. - 4 p.m.; Sat.: 8 a.m. - noon
<b>Wastes accepted</b>	Municipal
<b>Tipping fee</b>	N/A
<b>Owner</b>	City of Marion
<b>Operator</b>	Continental Waste Industries of Illinois Inc.**

### Facility Facts

<b>Identification number</b>	1998560011
<b>Opened, year</b>	1987
<b>Facility acreage</b>	2.9

### Wastes Received: 1999, 2000, 2001

	<u>Tons per year</u>	<u>Tons per day (average)</u>
<b>1999</b>	0	0
<b>2000</b>	0	0
<b>2001</b>	0	0

Active, but waste receipts unknown.

### Inspections

<b>Facility inspected by</b>	Illinois EPA, Marion Regional Office
------------------------------	--------------------------------------

### Contacts

<b>Owner</b>	<b>Operator</b>
City of Marion 100 Tower Square Plaza Marion, IL 62959 ☎ 618-997-2592	Continental Waste Industries of Illinois Inc.** 1540 Landfill Road DeSoto, IL 62954 ☎ 618-867-2356

\*\*A subsidiary of Republic Services Inc., 110 SE 6th St., Suite 2800, Ft. Lauderdale, FL 33301 \* 954-769-2400

## Mt. Vernon Transfer Station (Active)

<b>County</b>	Jefferson
<b>Municipality</b>	Mt. Vernon
<b>Location</b>	1106 Rackaway
<b>Location ☎</b>	618-242-3654
<b>Hours of operation</b>	Mon. - Fri.: 6 a.m. - 10 p.m.; Sat.: 7 a.m. - 1 p.m.
<b>Wastes accepted</b>	Municipal*
<b>Tipping fee</b>	N/A
<b>Owner</b>	Republic Services Inc.
<b>Operator</b>	Continental Waste Industries of Illinois Inc.**

\*Restricted to wastes generated within Mt. Vernon's city limits

### Facility Facts

<b>Identification number</b>	0818100011
<b>Opened, year</b>	1985
<b>Facility acreage</b>	7.8

### Wastes Received: 1999, 2000, 2001

	<u>Tons per year</u>	<u>Tons per day (average)</u>
<b>1999</b>	0	0
<b>2000</b>	0	0
<b>2001</b>	0	0

Active, but waste receipts unknown.

### Inspections

<b>Facility inspected by</b>	Illinois EPA, Marion Regional Office
------------------------------	--------------------------------------

### Contacts

<b>Owner</b>	<b>Operator</b>
Republic Services Inc. 110 S.E. 6th St., 28th Floor Ft. Lauderdale, Fla. 33301 ☎ 954-769-2400	Continental Waste Industries of Illinois Inc.** 1540 Landfill Road DeSoto, IL 62954 ☎ 618-867-2356

\*\*A subsidiary of Republic Services Inc., 110 SE 6th St., Suite 2800, Ft. Lauderdale, FL 33301 \* 954-769-2400

## Mt. Carmel Compost Facility (Closed)

<b>County</b>	Wabash
<b>Municipality</b>	Mt. Carmel
<b>Location</b>	220 S. Stadium Road
<b>Location ☎</b>	618-262-4822
<b>Hours of operation</b>	N/A
<b>Wastes Accepted</b>	N/A
<b>Owner</b>	City of Mt. Carmel
<b>Operator</b>	City of Mt. Carmel

### Facility Facts

<b>Identification number</b>	1850200017
<b>Date/Year Open - Date/Year Closed</b>	5-18-90 - 10-99*
<b>Permit Expires</b>	Expired
<b>Facility Inspected By</b>	Illinois EPA, Marion Regional Office

\*After 10-99 all yardwaste was transported to an Indiana compost facility.

### Landscape Waste Received (cu. yds): 1999, 2000 & 2001

	<b>Grass cu. yds.</b>	<b>Leaves cu. yds.</b>	<b>Brush cu. yds.</b>
<b>1999</b>	128	0	5,032
<b>2000</b>	0	0	0
<b>2001</b>	0	0	0

### Total Landscape Waste Received (tons): 1999, 2000 & 2001

<b>1999 tons per year</b>	793
<b>2000 tons per year</b>	0
<b>2001 tons per year</b>	0

### 2001 Amounts Used/Sold (cubic yards)

	<b>Composted</b>	<b>Chipped/Shredded</b>
<b>Land Reclamation</b>	0	0
<b>Daily Landfill Cover</b>	0	0
<b>Final Landfill Cover</b>	0	0
<b>Landscaping</b>	0	0
<b>Land Application at Agronomic Rates</b>	0	0
<b>Other</b>	0	0
<b>TOTAL</b>	0	0

### Contacts

#### Owner

City of Mt. Carmel  
219 Market St.  
Mt. Carmel, IL 62863  
☎ 618-262-4822

#### Operator

City of Mt. Carmel  
219 Market St.  
Mt. Carmel, IL 62863  
☎ 618-262-4822



## New Earth

<b>County</b>	Williamson
<b>Municipality</b>	Carterville
<b>Location</b>	11189 Samuel Road
<b>Location ☎</b>	618-985-5007
<b>Hours of operation</b>	Wed. & Sun: Noon to 4 p.m.; by appointment 8 a.m. – 6 p.m. seven days a week
<b>Wastes Accepted</b>	Grass, Leaves, Brush
<b>Owner</b>	New Earth
<b>Operator</b>	New Earth

### Facility Facts

<b>Identification number</b>	1998520006
<b>Date/Year Open - Date/Year Closed</b>	4-4-90 -
<b>Permit Expires</b>	4-4-03
<b>Facility Inspected By</b>	Illinois EPA, Marion Regional Office

### Landscape Waste Received (cu. yds): 1999, 2000 & 2001

	<b>Grass cu. yds.</b>	<b>Leaves cu. yds.</b>	<b>Brush cu. yds.</b>
<b>1999</b>	400	3,389	871
<b>2000</b>	400	3,037	1,172
<b>2001</b>	580	4,427	1,265

### Total Landscape Waste Received (tons): 1999, 2000 & 2001

<b>1999 tons per year</b>	959
<b>2000 tons per year</b>	799
<b>2001 tons per year</b>	1,287

### 2001 Amounts Used/Sold (cubic yards)

	<b>Composted</b>	<b>Chipped/Shredded</b>
<b>Land Reclamation</b>	0	0
<b>Daily Landfill Cover</b>	0	0
<b>Final Landfill Cover</b>	0	0
<b>Landscaping</b>	270	50
<b>Land Application at Agronomic Rates</b>	0	0
<b>Other</b>	0	0
<b>TOTAL</b>	270	50

### Contacts

#### Owner

New Earth  
11189 Samuel Road  
Carterville, IL 62918  
☎ 618-985-5007

#### Operator

New Earth  
11189 Samuel Road  
Carterville, IL 62918  
☎ 618-985-5007

This page intentionally left blank.

# Solid Waste Landfills

Appendices A, B, C & D

This page intentionally left blank.

**Solid Waste Landfill  
Owners and Operators  
Alphabetic by Facility**

This page intentionally left blank.

Landfill Name	Municipality	Owner	Operator	Status	Page
ADS/McLean County Landfill #2	Bloomington	American Disposal Services of Illinois <sup>1</sup>	American Disposal Services of Illinois <sup>1</sup>	A	R4.5
Brickyard Disp. and Recyc.	Danville	Brickyard Disposal and Recycling Inc. <sup>1</sup>	Brickyard Disposal and Recycling Inc. <sup>1</sup>	A	R4.6
CDT Landfill Corp. Exp. Site	Joliet	CDT Landfill Corp.	CDT Landfill Corp.	C	R2.8
CID Recyc. and Disp. Facility #3	Chicago	Waste Management of Illinois Inc. <sup>2</sup>	Waste Management of Illinois Inc. <sup>2</sup>	A	R2.9
CID Recyc. and Disp. Facility #4	Calumet City	Waste Management of Illinois Inc. <sup>2</sup>	Waste Management of Illinois Inc. <sup>2</sup>	A	R2.10
Clinton Landfill #2	Clinton	Clinton Landfill Inc. <sup>3</sup>	Clinton Landfill Inc. <sup>3</sup>	A	R4.7
Coles County Landfill	Charleston	Environmental Reclamation Co. <sup>1</sup>	Environmental Reclamation Co. <sup>1</sup>	A	R4.8
Cottonwood Hills RDF	Marissa	Waste Management of Illinois Inc. <sup>2</sup>	Waste Management of Illinois Inc. <sup>2</sup>	A	R6.5
Countryside Landfill	Grayslake	Countryside Landfill Inc.	Countryside Landfill Inc.	A	R2.11
D & L Landfill	Greenville	D & L Landfill Inc.	D & L Landfill Inc.	A	R6.6
DeKalb County Landfill	DeKalb	Waste Management of Illinois Inc. <sup>2</sup>	Waste Management of Illinois Inc. <sup>2</sup>	A	R1.5
Envirofil of Illinois Landfill	Macomb	Waste Management of Illinois Inc. <sup>2</sup>	Waste Management of Illinois Inc. <sup>2</sup>	A	R3.5
EnvironTech Landfill	Morris	EnvironTech Inc. <sup>1</sup>	EnvironTech Inc. <sup>1</sup>	A	R2.12
Five Oaks Recyc. and Disp. Facility	Taylorville	Waste Management of Illinois Inc. <sup>2</sup>	Waste Management of Illinois Inc. <sup>2</sup>	A	R5.5
Freeport Municipal Landfill #4	Freeport	City of Freeport	City of Freeport	A <sup>7</sup>	R1.6
Illinois Landfill	Hoopeston	Illinois Landfill Inc. <sup>1</sup>	Illinois Landfill Inc. <sup>1</sup>	A	R4.9
Kankakee Recyc. and Disp. Facility	Chebanse	Waste Management of Illinois Inc. <sup>2</sup>	Waste Management of Illinois Inc. <sup>2</sup>	A	R2.13
Knox County Landfill #3	Oneida	Knox County Landfill Committee	Knox County Landfill #3	A	R3.6
LandComp Landfill	Ottawa	LandComp Corp.	LandComp Corp.	A	R1.7
Landfill 33	Effingham	Landfill 33 Ltd.	Landfill 33 Ltd.	A	R4.10
Laraway Recyc. and Disp. Facility	Elwood	Waste Management of Illinois Inc. <sup>2</sup>	Waste Management of Illinois Inc. <sup>2</sup>	A	R2.14
Lawrence County Regional LF	Bridgeport	Waste Management of Illinois Inc. <sup>2</sup>	Waste Management of Illinois Inc. <sup>2</sup>	A	R7.5
Lee County Landfill	Dixon	Lee County Landfill Inc. <sup>1</sup>	Lee County Landfill Inc. <sup>1</sup>	A	R1.8
Litchfield-Hillsboro Landfill	Litchfield	Envotech-Illinois LLC <sup>1</sup>	Envotech-Illinois LLC <sup>1</sup>	A	R5.6
Livingston Landfill	Pontiac	American Disposal Services of Illinois <sup>1</sup>	American Disposal Services of Illinois <sup>1</sup>	A	R4.11
Macon County Landfill	Decatur	Macon County Landfill Corp. <sup>4</sup>	Macon County Landfill Corp. <sup>4</sup>	A	R4.12
Mallard Lake Landfill	Hanover Park	Forest Preserve Dist. of DuPage Co.	BFI Wst. Stms. of North America Inc. <sup>1</sup>	C	R2.15
Milam Recyc. and Disp. Facility	East St. Louis	Waste Management of Illinois Inc. <sup>2</sup>	Waste Management of Illinois Inc. <sup>2</sup>	A	R6.7
Morris Community Landfill	Morris	City of Morris	Community Landfill Co.	A	R2.16
Onyx Orchard Hills Landfill	Davis Junction	Onyx Orchard Hills Landfill Inc. <sup>4</sup>	Onyx Orchard Hills Landfill Inc. <sup>4</sup>	A	R1.9
Onyx Zion Landfill	Zion	Onyx Zion Landfill Inc. <sup>4</sup>	Onyx Zion Landfill Inc. <sup>4</sup>	A	R2.17
Peoria City/County Landfill #2	Brimfield	City and County of Peoria	Waste Management of Illinois Inc. <sup>2</sup>	A	R3.7
Peoria Disposal Co. #1	Peoria	Peoria Disposal Co.	Peoria Disposal Co.	A	R3.8
Perry Ridge Landfill	DuQuoin	GERE Properties Inc.	Unknown	UD	R7.6
Pike County Landfill	Baylis	Pike County Landfill Inc. <sup>3</sup>	Pike County Landfill Inc. <sup>3</sup>	A	R5.7
Prairie Hill Recyc. and Disp. Facility	Morrison	Whiteside County	Waste Management of Illinois Inc. <sup>2</sup>	A	R1.10
Quad Cities Landfill, Phase IV	Milan	Millennium Waste Inc.	Millennium Waste Inc.	A	R3.9
RCS Landfill	Jerseyville	RCS Inc. <sup>1</sup>	RCS Inc. <sup>1</sup>	A	R5.8
River Bend Prairie Landfill	Dolton	Land & Lakes Co.	Land & Lakes Co.	A	R2.18
Rochelle Municipal Landfill #2	Dement Twp.	City of Rochelle	Rochelle Waste Disposal LLC	A	R1.11
Roxana Landfill	Roxana	Roxana Landfill Inc. <sup>1</sup>	Roxana Landfill Inc. <sup>1</sup>	A	R6.8
Salem Municipal Landfill #2	Salem	City of Salem	City of Salem	A	R6.9
Saline County Landfill	Harrisburg	Saline County Landfill Inc.	Saline County Landfill Inc.	A	R7.7
Sangamon Valley Landfill	Springfield	Sangamon Valley Landfill Inc. <sup>1</sup>	Sangamon Valley Landfill Inc. <sup>1</sup>	IA	R5.9
Settler's Hill Recyc. and Disp. Facility	Batavia	Kane Co. Dept. of Environmental Mgmt.	Waste Management of Illinois Inc. <sup>2</sup>	A	R2.19
Sexton #2	Hillside	Congress Development Co.	John Sexton Sand & Gravel Corp.	A	R2.20
South Chain of Rocks RDF-Phase 2	Granite City	Waste Management of Illinois Inc. <sup>2</sup>	Waste Management of Illinois Inc. <sup>2</sup>	A	R6.10
Southern Illinois Regional Landfill	DeSoto	Southern Illinois Regional Landfill Inc. <sup>5</sup>	Southern Illinois Regional Landfill Inc. <sup>5</sup>	A	R7.8
Spoon Ridge Landfill	Fairview	BFI Wst. Stms. of North America Inc. <sup>1</sup>	BFI Wst. Stms. of North America Inc. <sup>1</sup>	A	R3.10





**Solid Waste Landfill  
Owners and Operators  
Alphabetic by County**

This page intentionally left blank.

<b>County Municipality</b>	<b>Facility Identification No.</b>	<b>Owner</b>	<b>Operator</b>
<b>Bond</b> Greenville	<b>D &amp; L Landfill</b> 0050050001	<b>D &amp; L Landfill Inc.</b> 900 Willard St., Rural Route 3, Box 59 Greenville, IL 62246 Contact: Lee Roy McCray 618-664-2819	<b>D &amp; L Landfill Inc.</b> 900 Willard St., Rural Route 3, Box 59 Greenville, IL 62246 Contact: Don McCray 618-664-2819
<b>Christian</b> Taylorville	<b>Five Oaks Recycling and Disposal Facility</b> 0218160006	<b>Waste Management of Illinois Inc.</b> 890 East 1500 North Road Taylorville, IL 62568 Contact: Dan Erni 217-824-3942 Ext. 115	<b>Waste Management of Illinois Inc.</b> 890 East 1500 North Road Taylorville, IL 62568 Contact: Dan Erni 217-824-3942 Ext. 115
<b>Coles</b> Charleston	<b>Coles County Landfill</b> 0298050007 (Expansions approved 6-14-01 & 5-13-02)	<b>Environmental Reclamation Co. (ERC)</b> <b>Coles Co. LF</b> P.O. Box 137 Charleston, IL 61920 Contact: Paul Howe 217-345-7404	<b>Environmental Reclamation Co. (ERC)</b> <b>Coles Co. LF</b> P.O. Box 137 Charleston, IL 61920 Contact: Rich Galloway 217-345-7404
<b>Cook</b> Chicago	<b>CID Recycling and Disposal Facility #3</b> 0310390001A (Nearing closure)	<b>Waste Management of Illinois Inc.</b> P.O. Box 1309 Calumet City, IL 60409-1309 Contact: Scott Combis 773-646-3099	<b>Waste Management of Illinois Inc.</b> P.O. Box 1309 Calumet City, IL 60409-1309 Contact: Scott Combis 773-646-3099
<b>Cook</b> Calumet City	<b>CID Recycling and Disposal Facility #4</b> 0310390001B (Nearing closure)	<b>Waste Management of Illinois Inc.</b> P.O. Box 1309 Calumet City, IL 60409-1309 Contact: Scott Combis 773-646-3099	<b>Waste Management of Illinois Inc.</b> P.O. Box 1309 Calumet City, IL 60409-1309 Contact: Scott Combis 773-646-3099
<b>Cook</b> Dolton	<b>River Bend Prairie Landfill</b> 0310690003	<b>Land &amp; Lakes Co.</b> 123 N. Northwest Highway, P.O. Box 778 Park Ridge, IL 60068 Contact: James J. Cowhey, Jr. 847-825-5000	<b>Land &amp; Lakes Co.</b> 123 N. Northwest Highway, P.O. Box 778 Park Ridge, IL 60068 Contact: James J. Cowhey, Jr. 847-825-5000
<b>Cook</b> Hillside	<b>Sexton #2</b> 0318170002 (Nearing closure)	<b>Congress Development Co.</b> 4415 W. Harrison Street, Suite 535 Hillside, IL 60162-1900 Contact: James Butler 708-547-3703	<b>John Sexton Sand &amp; Gravel Corp.</b> 4415 W. Harrison Street, Suite 535 Hillside, IL 60162-1900 Contact: James Butler 708-547-3703
<b>DeKalb</b> DeKalb	<b>DeKalb County Landfill</b> 0378020001 (County wastes only)	<b>Waste Management of Illinois Inc.</b> 18370 Somonauk Road DeKalb, IL 60115-8738 Contact: Dale Hoekstra 630-232-7664	<b>Waste Management of Illinois Inc.</b> 18370 Somonauk Road DeKalb, IL 60115-8738 Contact: Dale Hoekstra 630-232-7664
<b>DeWitt</b> Clinton	<b>Clinton Landfill #2</b> 0398080007	<b>Clinton Landfill Inc.</b> P.O. Box 9071 Peoria, IL 61612-9071 Contact: Ron L. Edwards 309-676-4893	<b>Clinton Landfill Inc.</b> P.O. Box 9071 Peoria, IL 61612-9071 Contact: Ron L. Edwards 309-676-4893
<b>DuPage</b> Hanover Park	<b>Mallard Lake Landfill (Closed)</b> 0438010004 (Certified closed 12-30-00)	<b>Forest Preserve District of DuPage County</b> 3 S. 580 Naperville Road Wheaton, IL 60187-8761 Contact: Joseph Benedict 630-462-5653	<b>BFI Waste Systems of North America Inc.</b> 26 W. 580 Schick Road Hanover Park, IL 60133 Contact: Drew Bergenthal 630-894-9000
<b>Effingham</b> Effingham	<b>Landfill 33</b> 0498100007 (Expansion planned)	<b>Landfill 33 Ltd.</b> P.O. Box 703 Effingham, IL 62401 Contact: Brian Hayes 217-342-3747	<b>Landfill 33 Ltd.</b> P.O. Box 703 Effingham, IL 62401 Contact: Brian Hayes 217-342-3747

<b>County Municipality</b>	<b>Facility Identification No.</b>	<b>Owner</b>	<b>Operator</b>
<b>Fulton</b> Fairview	<b>Spoon Ridge Landfill</b> 0578080002	<b>BFI Waste Systems of North America Inc.</b> Route 1, Highway 97 North Fairview, IL 61432 Contact: Drew Bergenthal 309-778-2787 or 708-824-3073	<b>BFI Waste Systems of North America Inc.</b> Route 1, Highway 97 North Fairview, IL 61432 Contact: Drew Bergenthal 309-778-2787 or 708-824-3073
<b>Grundy</b> Morris	<b>EnvironTech Landfill</b> 0638140002	<b>EnvironTech Inc.</b> 1800 N. Ashley Road Morris, IL 60450 Contact: Brian Holcomb 815-942-1800	<b>EnvironTech Inc.</b> 1800 N. Ashley Road Morris, IL 60450 Contact: Brian Holcomb 815-942-1800
<b>Grundy</b> Morris	<b>Morris Community Landfill</b> 0630600001 (Nearing closure)	<b>City of Morris</b> 320 Wauponsee St. Morris, IL 60450 Contact: Mayor Richard Kopczick 815-942-0103	<b>Community Landfill Co.</b> 13903 S. Ashland Ave. Riverdale, IL 60827 Contact: Robert Pruiem 708-489-1900
<b>Jackson</b> DeSoto	<b>Southern Illinois Regional Landfill</b> 0770200002	<b>Southern Illinois Regional Landfill Inc.</b> 1540 Landfill Road DeSoto, IL 62924 Contact: Gary Pearson 618-867-2356	<b>Southern Illinois Regional Landfill Inc.</b> 1540 Landfill Road DeSoto, IL 62924 Contact: Gary Pearson 618-867-2356
<b>Jersey</b> Jerseyville	<b>RCS Landfill</b> 0830250012	<b>RCS Inc.</b> 1336 W. Crystal Lake Road Jerseyville, IL 62052 Contact: Byran Deming 618-656-6912	<b>RCS Inc.</b> 1336 W. Crystal Lake Road Jerseyville, IL 62052 Contact: Byran Deming 618-656-6912
<b>Kane</b> Batavia	<b>Settler's Hill Recycling and Disposal Facility</b> 0890100009	<b>Kane County Dept. of Environmental Management</b> 719 S. Batavia Ave. Geneva, IL 60134 Contact: Tim Harbaugh 630-208-5173	<b>Waste Management of Illinois Inc.</b> 1031 E. Fabyan Parkway Batavia, IL 60510 Contact: Ian Johnson 630-232-7664
<b>Kane</b> South Elgin	<b>Woodland Recycling and Disposal Facility</b> 0894830005 (Nearing closure)	<b>Oak Brook Bank, Trust #8-1735</b> 1400 W. 16th St. Oak Brook, IL 60521 Contact: Adriana Rodek 630-571-1050	<b>Waste Management of Illinois Inc.</b> 7 N. 500 Route 25, P.O. Box 364 South Elgin, IL 60177 Contact: Ian Johnson 630-232-7664
<b>Kankakee</b> Chebanse	<b>Kankakee Recycling and Disposal Facility</b> 0910550006 (County wastes only)	<b>Waste Management of Illinois Inc.</b> 6259 S. Route 45 & 52 Chebanse, IL 60922 Contact: Mark Batherson 815-937-5539	<b>Waste Management of Illinois Inc.</b> 6259 S. Route 45 & 52 Chebanse, IL 60922 Contact: Mark Batherson 815-937-5539
<b>Knox</b> Oneida	<b>Knox County Landfill #3</b> 0958160003 (LF expansion 11-21-01)	<b>Knox County Landfill Committee</b> Knox County Courthouse Galesburg, IL 61401 Contact: Larry Larson 309-341-0901	<b>Knox County Landfill #3</b> P.O. Box 407 Wataga, IL 61448 Contact: Thomas Wagher 309-375-6795
<b>Lake</b> Grayslake	<b>Countryside Landfill</b> 0970250003	<b>Countryside Landfill Inc.</b> 31725 N. Route 83 Grayslake, IL 60030 Contact: Chris Rubak 847-223-9282	<b>Countryside Landfill Inc.</b> 31725 N. Route 83 Grayslake, IL 60030 Contact: Chris Rubak 847-223-9282
<b>Lake</b> Zion	<b>Onyx Zion Landfill</b> 0978020002	<b>Onyx Zion Landfill Inc.</b> 701 N. Green Bay Road Zion, IL 60099 Contact: James A. Lewis 847-731-5110	<b>Onyx Zion Landfill Inc.</b> 701 N. Green Bay Road Zion, IL 60099 Contact: James A. Lewis 847-731-5110

<b>County Municipality</b>	<b>Facility Identification No.</b>	<b>Owner</b>	<b>Operator</b>
<b>LaSalle</b> Ottawa	<b>LandComp Landfill</b> 0990808103	<b>LandComp Corp.</b> P.O. Box 520 Ottawa, IL 61350 Contact: Mark Dykema 815-434-1808	<b>LandComp Corp.</b> P.O. Box 520 Ottawa, IL 61350 Contact: Mark Dykema 815-434-1808
<b>Lawrence</b> Bridgeport	<b>Lawrence County Regional Landfill</b> 1010100002	<b>Waste Management of Illinois Inc.</b> 601 Madison Road East St. Louis, IL 62201 Contact: Ernest H. Dennison 618-271-6788 Ext. 122	<b>Waste Management of Illinois Inc.</b> Illinois Route 250, Road 550 East Sumner, IL 62466 Contact: Ernest H. Dennison 618-936-9400
<b>Lee</b> Dixon	<b>Lee County Landfill</b> 1030205110	<b>Lee County Landfill Inc.</b> 13832 S. Kostner Crestwood, IL 60445 Contact: John McDonnell 708-824-3060	<b>Lee County Landfill Inc.</b> 1214 S. Bataan Road Dixon, IL 61021 Contact: Rick Humphrey 815-288-4607
<b>Livingston</b> Pontiac	<b>Livingston Landfill</b> 1058210002	<b>American Disposal Services of Illinois Inc.</b> 13832 S. Kostner Crestwood, IL 60445 Contact: John McDonnell 708-824-3060	<b>American Disposal Services of Illinois Inc.</b> 14206 East 2100 North Road, P.O. Box 646 Pontiac, IL 61764 Contact: Dave Bryant 815-844-3054
<b>Livingston</b> Streator	<b>Streator Area Landfill #3</b> 1054900003 (Expansion planned)	<b>Streator Area Landfill Inc.</b> 2111 Coalville Road Streator, IL 61364 Contact: Dave Bryant 815-672-0097	<b>Streator Area Landfill Inc.</b> 2111 Coalville Road Streator, IL 61364 Contact: Dave Bryant 815-672-0097
<b>Macon</b> Decatur	<b>Macon County Landfill</b> 1158040008	<b>Macon County Landfill Corp.</b> 1363 Bear Road Decatur, IL 62522 Contact: Kevin Shaw 217-963-2976	<b>Macon County Landfill Corp.</b> 1363 Bear Road Decatur, IL 62522 Contact: Kevin Shaw 217-963-2976
<b>Madison</b> Roxana	<b>Roxana Landfill Authority</b> 1190900002	<b>Roxana Landfill Inc.</b> 4600 Cahokia Creek Road, P. O. Box 97 Roxana, IL 62084-0097 Contact: Byran Deming 618-656-6912	<b>Roxana Landfill Inc.</b> 4600 Cahokia Creek Road, P.O. Box 97 Roxana, IL 62084-0097 Contact: Byran Deming 618-656-6912
<b>Madison</b> Granite City	<b>South Chain of Rocks RDF-Phase 2</b> 1198010002 (Nearing closure)	<b>Waste Management of Illinois Inc.</b> 601 Madison Road East St. Louis, IL 62201 Contact: Ernest H. Dennison 618-271-6788 Ext. 122	<b>Waste Management of Illinois Inc.</b> 601 Madison Road East St. Louis, IL 62201 Contact: Ernest H. Dennison 618-271-6788 Ext. 122
<b>Marion</b> Salem	<b>Salem Municipal Landfill #2</b> 1218130007	<b>City of Salem</b> 101 S. Broadway Salem, IL 62881 Contact: Roger D. Kinney 618-548-2222	<b>City of Salem</b> 101 S. Broadway Ave. Salem, IL 62881 Contact: John Pruden 618-548-2222
<b>McDonough</b> Macomb	<b>Envirofil of Illinois Landfill</b> 1098100003	<b>Waste Management of Illinois Inc.</b> 13998 E. 1400th St., P.O. Box 375 Macomb, IL 61455 Contact: Dan Erni 309-833-4779	<b>Waste Management of Illinois Inc.</b> 13998 E. 1400th St., P.O. Box 375 Macomb, IL 61455 Contact: Dan Erni 309-833-4779
<b>McLean</b> Bloomington	<b>ADS/McLean County Landfill #2</b> 1130200042 (Site re-activated June 2000)	<b>American Disposal Services of Illinois Inc.</b> 4340 Acre Grove Dr., Suite B Springfield, IL 62707 Contact: Paul Howe 217-787-6079	<b>American Disposal Services of Illinois Inc.</b> Rural Route 3, P.O. Box 145 Bloomington, IL 61704 Contact: Dan Winters 309-827-8631

<b>County Municipality</b>	<b>Facility Identification No.</b>	<b>Owner</b>	<b>Operator</b>
<b>Montgomery</b> Litchfield	<b>Litchfield-Hillsboro Landfill</b> 1358150007	<b>Envotech-Illinois LLC</b> 2782 Landfill Trail Litchfield, IL 62056 Contact: Tim Curry 217-324-2811	<b>Envotech-Illinois LLC</b> 2782 Landfill Trail Litchfield, IL 62056 Contact: Byran Deming 217-324-2811
<b>Ogle</b> Davis Junction	<b>Onyx Orchard Hills Landfill</b> 1410175005 (New O/O 10-6-00)	<b>Onyx Orchard Hills Landfill Inc.</b> 8290 Highway 251 South Davis Junction, IL 61020 Contact: Chris Peters, General Manager 815-874-9000	<b>Onyx Orchard Hills Landfill Inc.</b> 8290 Highway 251 South Davis Junction, IL 61020 Contact: Chris Peters, General Manager 815-874-9000
<b>Ogle</b> Dement Township	<b>Rochelle Municipal Landfill #2</b> 1418030020	<b>City of Rochelle</b> Sixth Street & Fifth Avenue Rochelle, IL 61068 Contact: Joe Salitros 815-561-2000	<b>Rochelle Waste Disposal LLC</b> 8403 Lindenwood Road Rockford, IL 61109 Contact: Tom Hilbert 815-562-6718
<b>Peoria</b> Brimfield	<b>Peoria City/County Landfill #2</b> 1438165003	<b>Joint Solid Waste Disposal Board, City and County of Peoria</b> 419 Fulton St., Room 307 Peoria, IL 61602 Contact: Stephen Van Winkle 309-494-8800	<b>Waste Management of Illinois Inc.</b> 11501 W. Cottonwood Road Brimfield, IL 61517 Contact: Steve Harenberg 309-565-4282
<b>Peoria</b> Peoria	<b>Peoria Disposal Co. #1</b> 1438120003 (Hazardous wastes also)	<b>Peoria Disposal Co.</b> 4700 N. Sterling Ave. Peoria, IL 61615 Contact: Ron L. Edwards 309-676-4893	<b>Peoria Disposal Co.</b> 4700 N. Sterling Ave. Peoria, IL 61615 Contact: Ron L. Edwards 309-676-4893
<b>Perry</b> DuQuoin	<b>Perry Ridge Landfill (Under Development)</b> 1450105039 (Permit to develop issued 9-28-01)	<b>GERE Properties Inc.</b> 290 S. Main Place, #101 Carol Stream, IL 60188 Contact: Patrick Mazza 630-653-3700	<b>Unknown</b> Contact: Patrick Mazza
<b>Pike</b> Baylis	<b>Pike County Landfill</b> 1498160001	<b>Pike County Landfill Inc.</b> P.O. Box 9071 Peoria, IL 61612-9071 Contact: Ron L. Edwards 309-676-4893	<b>Pike County Landfill Inc.</b> P.O. Box 9071 Peoria, IL 61612-9071 Contact: Ron L. Edwards 309-676-4893
<b>Rock Island</b> Milan	<b>Quad Cities Landfill, Phase IV</b> 1610400018 (58% out-of-state waste)	<b>Millennium Waste Inc.</b> 13606 Knoxville Road Milan, IL 61264 Contact: Dominic Remmes 309-787-2303	<b>Millennium Waste Inc.</b> 13606 Knoxville Road Milan, IL 61264 Contact: Dominic Remmes 309-787-2303
<b>Rock Island</b> East Moline	<b>Upper Rock Island County Landfill</b> 1618100014 (LF expansion on 10-6-00)	<b>Upper Rock Island County Landfill Inc.</b> 17201 20th Ave. North, P.O. Box 159 East Moline, IL 61244 Contact: Dave Geier 309-496-2396	<b>Upper Rock Island County Landfill Inc.</b> 17201 20th Ave. North, P.O. Box 159 East Moline, IL 61244 Contact: Dave Geier 309-496-2396
<b>Saline</b> Harrisburg	<b>Saline County Landfill</b> 1658080001 (Expn. under review)	<b>Saline County Landfill Inc.</b> 5000 Whitesville Road Harrisburg, IL 62946 Contact: Ken Wuehler 618-252-0237	<b>Saline County Landfill Inc.</b> 5000 Whitesville Road Harrisburg, IL 62946 Contact: Ken Wuehler 618-252-0237
<b>Saline</b> Galatia	<b>West End Disposal Facility (Under Development)</b> 1650155005 (Development permitted 5-16-01)	<b>Landfill L.L.C.</b> P.O. Box 657, 622 N. Granger Harrisburg, IL 62946 Contact: Robert Wilson or Rick Lane 618-252-1776	<b>Landfill L.L.C.</b> P.O. Box 657, 622 N. Granger Harrisburg, IL 62946 Contact: Robert Wilson or Rick Lane 618-252-1776

<b>County Municipality</b>	<b>Facility Identification No.</b>	<b>Owner</b>	<b>Operator</b>
<b>Sangamon</b> Springfield	<b>Sangamon Valley Landfill (Inactive)</b> 1678220037 (New owners 2-18-00)	<b>Sangamon Valley Landfill Inc.</b> 2931 N. Dirksen Parkway Springfield, IL 62702 Contact: Paul Howe 217-787-6079	<b>Sangamon Valley Landfill Inc.</b> 2565 Sand Hill Road Springfield, IL 62707 Contact: Bryan Deming 217-522-7797
<b>St. Clair</b> Marissa	<b>Cottonwood Hills RDF (New)</b> 1630755017 (65% out-of-state waste)	<b>Waste Management of Illinois Inc.</b> 601 Madison Road East St. Louis, IL 62201 Contact: Ernest H. Dennison 618-271-6788 Ext. 122	<b>Waste Management of Illinois Inc.</b> 601 Madison Road East St. Louis, IL 62201 Contact: Ernest H. Dennison 618-271-6788 Ext. 122
<b>St. Clair</b> East St. Louis	<b>Milam Recycling and Disposal Facility</b> 1630450001 (58% out-of-state waste)	<b>Waste Management of Illinois Inc.</b> 601 Madison Road East St. Louis, IL 62201 Contact: Ernest H. Dennison 618-271-6788 Ext. 122	<b>Waste Management of Illinois Inc.</b> 601 Madison Road East St. Louis, IL 62201 Contact: Ernest H. Dennison 618-271-6788 Ext. 122
<b>Stephenson</b> Freeport	<b>Freeport Municipal Landfill #4</b> 1770200015 (Nearing closure)	<b>City of Freeport</b> 230 W. Stephenson St. Freeport, IL 61032 Contact: Jeff Mikkelsen 815-235-8207	<b>City of Freeport</b> 230 W. Stephenson St. Freeport, IL 61032 Contact: Jeff Mikkelsen 815-235-8207
<b>Tazewell</b> East Peoria	<b>Tazewell Recycling and Disposal Facility</b> 1798060004 (Nearing closure)	<b>Waste Management of Illinois Inc.</b> 3550 E. Washington St. East Peoria, IL 61611 Contact: Steve Harenberg 309-694-0295	<b>Waste Management of Illinois Inc.</b> 3550 E. Washington St. East Peoria, IL 61611 Contact: Steve Harenberg 309-694-0295
<b>Vermilion</b> Danville	<b>Brickyard Disposal and Recycling</b> 1838040029	<b>Brickyard Disposal and Recycling Inc.</b> P.O. Box 985 Danville, IL 61834-0985 Contact: Paul Howe 217-443-3128	<b>Brickyard Disposal and Recycling Inc.</b> P.O. Box 985 Danville, IL 61834-0985 Contact: Paul Howe 217-443-3128
<b>Vermilion</b> Hoopeston	<b>Illinois Landfill</b> 1830450009	<b>Illinois Landfill Inc.</b> P.O. Box 29 Hoopeston, IL 60942 Contact: Kenny Samet 217-283-6242	<b>Illinois Landfill Inc.</b> P.O. Box 29 Hoopeston, IL 60942 Contact: Kenny Samet 217-283-6242
<b>Wayne</b> Fairfield	<b>Wayne County Landfill, Ill. Inc.</b> 1918040003	<b>Wayne County Landfill, Ill. Inc.</b> State Route 15 West, RR #1, Box 214 Fairfield, IL 62837 Contact: Ken Wuehler 618-842-4294	<b>Wayne County Landfill, Ill. Inc.</b> State Route 15 West, RR #1, Box 214 Fairfield, IL 62837 Contact: Ken Wuehler 618-842-4294
<b>Whiteside</b> Morrison	<b>Prairie Hill Recycling and Disposal Facility</b> 1950350014	<b>Whiteside County</b> Whiteside County Courthouse, 200 E. Knox St. Morrison, IL 61270 Contact: Peter Petrowsky 815-772-7651	<b>Waste Management of Illinois Inc.</b> 18762 Lincoln Road Morrison, IL 61270 Contact: Ian Johnson 630-232-7664
<b>Will</b> Joliet	<b>CDT Landfill Corp. Expansion Site (Closed)</b> 1978170006 (Closed 6-9-00)	<b>CDT Landfill Corp.</b> 2851 Mound Road Joliet, IL 60436 Contact: Danny L. Geiss 815-741-0736	<b>CDT Landfill Corp.</b> 2851 Mound Road Joliet, IL 60436 Contact: Danny L. Geiss 815-741-0736
<b>Will</b> Elwood	<b>Laraway Recycling and Disposal Facility</b> 1970450002 (Nearing closure)	<b>Waste Management of Illinois Inc.</b> 21101 W. Laraway Road Elwood, IL 60421 Contact: Scott Combis 815-727-6148	<b>Waste Management of Illinois Inc.</b> 21101 W. Laraway Road Elwood, IL 60421 Contact: Scott Combis 815-727-6148

<b>County Municipality</b>	<b>Facility Identification No.</b>	<b>Owner</b>	<b>Operator</b>
<b>Will</b> Plainfield	<b>Wheatland Prairie Recycling and Disposal Facility (Now Closed)</b> 1978200004 (Closed 6-18-01)	<b>Waste Management of Illinois Inc.</b> 25244 W. 111th St. Plainfield, IL 60544 Contact: Mark Batherson 815-727-6148	<b>Waste Management of Illinois Inc.</b> 25244 W. 111th St. Plainfield, IL 60544 Contact: Mark Batherson 815-727-6148
<b>Winnebago</b> Rockford	<b>Winnebago Reclamation Service</b> 2018080001	<b>Winnebago Reclamation Service Inc.</b> 8403 Lindenwood Road Rockford, IL 61109 Contact: John Lichty 815-874-4806	<b>Winnebago Reclamation Service Inc.</b> 8403 Lindenwood Road Rockford, IL 61109 Contact: John Lichty 815-874-4806



**Solid Waste Landfills  
Ranked by  
Wastes Received**

**2001**

This page intentionally left blank.

Landfill Name	Municipality	County	Gate Cu. Yds.	Calculated Tons	Rank	Remarks	Page
Livingston Landfill	Pontiac	Livingston	9,747,743	2,953,862	1		R4.11
Settler's Hill Recyc. and Disp. Facility	Batavia	Kane	3,919,894	1,187,847	2		R2.19
Onyx Orchard Hills Landfill	Davis Junction	Ogle	3,515,139	1,065,194	3	New O/O 10-6-00	R1.9
Lee County Landfill	Dixon	Lee	3,440,363	1,042,534	4		R1.8
Milam Recyc. and Disp. Facility	East St. Louis	St. Clair	2,742,205	830,971	5	58% out-of-state waste	R6.7
Onyx Zion Landfill	Zion	Lake	2,359,617	715,035	6		R2.17
Countryside Landfill	Grayslake	Lake	1,717,380	520,418	7		R2.11
EnvironTech Landfill	Morris	Grundy	1,657,071	502,143	8		R2.12
Winnebago Reclamation Service	Rockford	Winnebago	1,517,488	459,845	9		R1.12
Woodland Recyc. & Disp. Facility	South Elgin	Kane	1,317,117	399,126	10	Nearing closure	R2.22
South Chain of Rocks RDF-Phase 2	Granite City	Madison	1,194,946	362,105	11	Nearing closure	R6.10
Southern Illinois Regional Landfill	DeSoto	Jackson	1,135,200	344,000	12		R7.8
Tazewell Recyc. and Disp. Facility	East Peoria	Tazewell	1,117,858	338,745	13	Nearing closure	R3.11
Roxana Landfill	Roxana	Madison	1,068,491	323,785	14		R6.8
Brickyard Disp. and Recyc.	Danville	Vermilion	1,010,950	306,348	15		R4.6
Five Oaks Recyc. and Disp. Facility	Taylorville	Christian	976,615	295,944	16		R5.5
Upper Rock Island County Landfill	East Moline	Rock Island	940,298	284,939	17	LF expansion on 10-6-00	R3.12
Cottonwood Hills RDF	Marissa	St. Clair	940,191	284,906	18	65% out-of-state waste	R6.5
Macon County Landfill	Decatur	Macon	906,383	274,662	19		R4.12
Clinton Landfill #2	Clinton	DeWitt	882,859	267,533	20		R4.7
Quad Cities Landfill, Phase IV	Milan	Rock Island	856,695	259,605	21	58% out-of-state waste	R3.9
Prairie Hill Recyc. and Disp. Facility	Morrison	Whiteside	704,830	213,585	22		R1.10
CID Recyc. and Disp. Facility #3	Chicago	Cook	647,212	196,125	23	Nearing closure	R2.9
LandComp Landfill	Ottawa	LaSalle	633,336	191,920	24		R1.7
River Bend Prairie Landfill	Dolton	Cook	607,781	184,176	25		R2.18
Peoria City/County Landfill #2	Brimfield	Peoria	596,710	180,821	26		R3.7
Sexton #2	Hillside	Cook	513,520	155,612	27	Nearing closure	R2.20
ADS/McLean County Landfill #2	Bloomington	McLean	492,500	149,242	28	Site re-activated June 2000	R4.5
Wayne County Landfill, Ill. Inc.	Fairfield	Wayne	448,161	135,806	29		R7.9
Knox County Landfill #3	Oneida	Knox	403,940	122,406	30	LF expansion 11-21-01	R3.6
Litchfield-Hillsboro Landfill	Litchfield	Montgomery	399,935	121,192	31		R5.6
Kankakee Recyc. and Disp. Facility	Chebanse	Kankakee	378,794	114,786	32	County wastes only	R2.13
Pike County Landfill	Baylis	Pike	319,498	96,818	33		R5.7
Envirofil of Illinois Landfill	Macomb	McDonough	319,198	96,727	34		R3.5
Rochelle Municipal Landfill #2	Dement Twp.	Ogle	318,000	96,364	35		R1.11
Coles County Landfill	Charleston	Coles	298,678	90,508	36	Expn. appr. 6-14-01/5-13-02	R4.8
DeKalb County Landfill	DeKalb	DeKalb	253,989	76,966	37	County wastes only	R1.5
CID Recyc. and Disp. Facility #4	Calumet City	Cook	246,097	74,575	38	Nearing closure	R2.10
Illinois Landfill	Hoopeston	Vermilion	233,929	70,888	39		R4.9
Lawrence County Regional LF	Bridgeport	Lawrence	228,677	69,296	40		R7.5
Streator Area Landfill #3	Streator	Livingston	216,229	65,524	41	Expansion planned	R4.13
D & L Landfill	Greenville	Bond	202,122	61,249	42		R6.6
Wheatland Prairie RDF	Plainfield	Will	192,208	58,245	43	Closed 6-18-01	R2.21
Saline County Landfill	Harrisburg	Saline	177,803	53,880	44	Expn. under review	R7.7
Landfill 33	Effingham	Effingham	169,784	51,450	45	Expansion planned	R4.10
Morris Community Landfill	Morris	Grundy	167,619	50,794	46	Nearing closure	R2.16
Freeport Municipal Landfill #4	Freeport	Stephenson	128,993	39,089	47	Nearing closure	R1.6
Peoria Disposal Co. #1	Peoria	Peoria	122,579	37,145	48	Hazardous wastes also	R3.8
Laraway Recyc. and Disp. Facility	Elwood	Will	115,889	35,118	49	Nearing closure	R2.14
RCS Landfill	Jerseyville	Jersey	82,331	24,949	50		R5.8
Salem Municipal Landfill #2	Salem	Marion	64,858	19,654	51		R6.9
Spoon Ridge Landfill	Fairview	Fulton	19		52		R3.10
<b>Totals</b>			<b>52,649,722</b>	<b>15,954,459</b>			
<b>Averages</b>			<b>1,012,495</b>	<b>306,817</b>			

This page intentionally left blank.

**Solid Waste Landfills  
Ranked by  
Remaining Capacities**

**Jan. 1, 2002**

This page intentionally left blank.

Landfill Name	Municipality	County	Gate	Calculated	Rank	Remarks	Page
			Cu. Yds.	Tons			
Spoon Ridge Landfill	Fairview	Fulton	130,465,000	39,535,000	1		R3.10
Cottonwood Hills RDF	Marissa	St. Clair	80,501,000	24,394,000	2	65% out-of-state waste	R6.5
Onyx Orchard Hills Landfill	Davis Junction	Ogle	56,879,000	17,236,000	3	New O/O 10-6-00	R1.9
Prairie Hill Recyc. and Disp. Facility	Morrison	Whiteside	48,153,000	14,592,000	4		R1.10
Livingston Landfill	Pontiac	Livingston	31,930,000	9,676,000	5		R4.11
Five Oaks Recyc. and Disp. Facility	Taylorville	Christian	29,830,000	9,039,000	6		R5.5
Countryside Landfill	Grayslake	Lake	25,443,000	7,710,000	7		R2.11
Onyx Zion Landfill	Zion	Lake	23,182,000	7,025,000	8		R2.17
Lee County Landfill	Dixon	Lee	23,017,000	6,975,000	9		R1.8
Illinois Landfill	Hoopeston	Vermilion	22,517,000	6,823,000	10		R4.9
LandComp Landfill	Ottawa	LaSalle	21,582,000	6,540,000	11		R1.7
Brickyard Disp. and Recyc.	Danville	Vermilion	21,506,000	6,517,000	12		R4.6
Upper Rock Island County Landfill	East Moline	Rock Island	16,677,000	5,054,000	13	LF expansion on 10-6-00	R3.12
Milam Recyc. and Disp. Facility	East St. Louis	St. Clair	15,679,000	4,751,000	14	58% out-of-state waste	R6.7
Settler's Hill Recyc. and Disp. Facility	Batavia	Kane	15,008,000	4,548,000	15		R2.19
Sangamon Valley Landfill	Springfield	Sangamon	12,618,000	3,824,000	16	New owners 2-18-00	R5.9
Quad Cities Landfill, Phase IV	Milan	Rock Island	11,831,000	3,585,000	17	58% out-of-state waste	R3.9
River Bend Prairie Landfill	Dolton	Cook	10,822,000	3,279,000	18		R2.18
Peoria City/County Landfill #2	Brimfield	Peoria	10,651,000	3,228,000	19		R3.7
Roxana Landfill	Roxana	Madison	10,558,000	3,199,000	20		R6.8
Lawrence County Regional LF	Bridgeport	Lawrence	9,684,000	2,935,000	21		R7.5
Wayne County Landfill, Ill. Inc.	Fairfield	Wayne	9,038,000	2,739,000	22		R7.9
D & L Landfill	Greenville	Bond	8,544,000	2,589,000	23		R6.6
Macon County Landfill	Decatur	Macon	7,676,000	2,326,000	24		R4.12
Pike County Landfill	Baylis	Pike	7,247,000	2,196,000	25		R5.7
Knox County Landfill #3	Oneida	Knox	6,347,000	1,923,000	26	LF expansion 11-21-01	R3.6
EnvironTech Landfill	Morris	Grundy	6,179,000	1,872,000	27		R2.12
Winnebago Reclamation Service	Rockford	Winnebago	6,124,000	1,856,000	28		R1.12
Clinton Landfill #2	Clinton	DeWitt	5,513,000	1,671,000	29		R4.7
Southern Illinois Regional Landfill	DeSoto	Jackson	4,933,000	1,495,000	30		R7.8
Litchfield-Hillsboro Landfill	Litchfield	Montgomery	4,726,000	1,432,000	31		R5.6
DeKalb County Landfill	DeKalb	DeKalb	4,708,000	1,427,000	32	County wastes only	R1.5
RCS Landfill	Jerseyville	Jersey	3,194,000	968,000	33		R5.8
Tazewell Recyc. and Disp. Facility	East Peoria	Tazewell	2,400,000	727,000	34	Nearing closure	R3.11
Landfill 33	Effingham	Effingham	1,433,000	434,000	35	Expansion planned	R4.10
Rochelle Municipal Landfill #2	Dement Tw.p	Ogle	1,416,000	429,000	36		R1.11
Kankakee Recyc. and Disp. Facility	Chebanse	Kankakee	1,409,000	427,000	37	County wastes only	R2.13
ADS/McLean County Landfill #2	Bloomington	McLean	1,325,000	402,000	38	Site re-activated 6-00	R4.5
Sexton #2	Hillside	Cook	1,168,000	354,000	39	Nearing closure	R2.20
Envirofil of Illinois Landfill	Macomb	McDonough	983,000	298,000	40		R3.5
Woodland Recyc. & Disp. Facility	South Elgin	Kane	803,000	243,000	41	Nearing closure	R2.22
Peoria Disposal Co. #1	Peoria	Peoria	710,000	215,000	42	Hazardous wastes also	R3.8
Salem Municipal Landfill #2	Salem	Marion	624,000	189,000	43		R6.9
CID Recyc. and Disp. Facility #4	Calumet City	Cook	590,000	179,000	44	Nearing closure	R2.10
Morris Community Landfill	Morris	Grundy	507,000	154,000	45	Nearing closure	R2.16
CID Recyc. and Disp. Facility #3	Chicago	Cook	373,000	113,000	46	Nearing closure	R2.9
South Chain of Rocks RDF-Phase 2	Granite City	Madison	285,000	86,000	47	Nearing closure	R6.10
Streator Area Landfill #3	Streator	Livingston	273,000	83,000	48	Expansion planned	R4.13

Landfill Name	Municipality	County	Gate	Calculated	Rank	Remarks	Page
			Cu. Yds.	Tons			
Laraway Recyc. and Disp. Facility	Elwood	Will	106,000	32,000	49	Nearing closure	R2.14
Coles County Landfill	Charleston	Coles	73,000	22,000	50	Expn. appr. 6-14-01/5-13-02	R4.8
Saline County Landfill	Harrisburg	Saline	56,000	17,000	51	Expn. under review	R7.7
Freeport Municipal Landfill #4	Freeport	Stephenson	35,000	11,000	52	Nearing closure	R1.6
<b>Totals</b>			<b>717,331,000</b>	<b>217,374,000</b>			
<b>Averages</b>			<b>13,795,000</b>	<b>4,180,000</b>			



# Solid Waste Transfer Stations

## Appendices E, F, & G

This page intentionally left blank.

**Solid Waste  
Transfer Station  
Owners and Operators**

**Alphabetic by Facility**

This page intentionally left blank.

Transfer Station Name	Municipality	Owner	Operator	Status	Page
34th Street Mat'l. Recov. & Recyc.	Chicago	Chicago Department of Environment	Waste Management of Illinois Inc. <sup>1</sup>	A	R2.23
American Disp. Serv. TS	Bloomington	American Disposal Services of Illinois <sup>2</sup>	American Disposal Services of Illinois <sup>2</sup>	A	R4.14
American Wood Recycling TS	Hoffman Estates	American Wood Recycling Inc.	American Wood Recycling Inc.	A	R2.24
Apollo Disposal Service TS	Momence	Allied Waste Transportation Inc. <sup>2</sup>	Allied Waste Transportation Inc. <sup>2</sup>	A	R2.25
ARC Disposal & Recycling	Mt. Prospect	ARC Disposal & Recycling <sup>3</sup>	ARC Disposal & Recycling <sup>3</sup>	A	R2.26
Area Disposal Transfer Station	Lincoln	Peoria Disposal Co.	Area Disposal Co. <sup>5</sup>	A	R5.10
Banner-Western Trans. & Recyc.	Rockdale	Waste Management of Illinois Inc. <sup>1</sup>	Waste Management of Illinois Inc. <sup>1</sup>	A	R2.27
Best Lawns Trans. Stn.	Streamwood	Best Lawns Inc.	Best Lawns Inc.	A	R2.28
Bethalto Waste Transfer Facility	Bethalto	Village of Bethalto, Public Works	Village of Bethalto, Public Works	A	R6.11
BFI-Midtown Transfer	Chicago	BFI Waste Systems of North America <sup>2</sup>	BFI Waste Systems of North America <sup>2</sup>	A	R2.29
Bloomington Bulk Transfer Station	Bloomington	City of Bloomington, Public Service	City of Bloomington, Public Service	A	R4.15
C & L LSW Trans. Stn.	Chicago Heights	C & L LLC	Skyline Disposal Co. Inc.	N	R2.30
Calumet Transfer Station	Chicago	Liberty Waste Services of Illinois LLC <sup>2</sup>	Liberty Waste Services of Illinois LLC <sup>2</sup>	A	R2.31
CDT Trans. Mat'l. Recovery Facility	Joliet	Waste Management of Illinois Inc. <sup>1</sup>	Waste Management of Illinois Inc. <sup>1</sup>	A	R2.32
CID Mat'l. Recovery & Recycling	Chicago	Waste Management of Illinois Inc. <sup>1</sup>	Waste Management of Illinois Inc. <sup>1</sup>	A	R2.33
Citiwaste Transfer Station	Joliet	Citiwaste Inc. <sup>2</sup>	Citiwaste Inc. <sup>2</sup>	A	R2.34
City Waste Transfer	Chicago	American Disposal Transfer Services <sup>2</sup>	American Disposal Transfer Services <sup>2</sup>	A	R2.35
Clinton Transfer Station	Clinton	Clinton Landfill Inc. <sup>4</sup>	Clinton Landfill Inc. <sup>4</sup>	IA	R4.16
Cloverleaf Farms Transfer	Elgin	Midwest Compost LLC	Midwest Compost LLC	N	R2.36
D & D Loop Transfer-Lafin	Chicago	Allied Waste Transportation Inc. <sup>2</sup>	Allied Waste Transportation Inc. <sup>2</sup>	A	R2.37
D & L Disposal Trans. Stn.	Greenville	D & L Disposal LLC <sup>2</sup>	D & L Disposal LLC <sup>2</sup>	A	R6.12
Des Plaines Trans. Stn.	Des Plaines	City of Des Plaines, City Hall	City of Des Plaines, Public Works	A	R2.38
DuKane Transfer Facility	West Chicago	Groot Industries Inc.	Crown Recycling & Waste Services Inc.	A	R2.39
DuPage Yard Waste Trans. Stn.	West Chicago	Midwest Compost LLC	Midwest Compost LLC	A	R2.40
E.C. Rizzi & Assoc.	Bolingbrook	Joan Tamelng	E.C. Rizzi & Assoc. Inc.	A	R2.41
Gonzales Transfer Station	Chicago	LaSalle National Bank	Gonzales Construction Co.	UD	R2.42
Granite City Landscape Transfer	Granite City	Granite City	Granite City Street Department	A	R6.13
Great Lakes Disposal Svs. TS	Blue Island	Great Lakes Disposal Inc. <sup>2</sup>	Great Lakes Disposal Inc. <sup>2</sup>	A	R2.43
Groen Waste Services Trans. Stn.	Blue Island	Illinois Development Corporation	Allied Waste Industries (Midwest) Inc. <sup>2</sup>	C	R2.44
Groen Waste Services/Crestwood TS	Crestwood	Allied Waste Transportation Inc. <sup>2</sup>	Groen Waste Services	A	R2.45
Groot Industries/Chicago TS	Chicago	Groot Industries Inc.	Groot Industries Inc.	A	R2.46
Groot Industries/McCook TS	McCook	Groot Industries Inc.	Groot Industries Inc.	A	R2.47
Herrin Solid Waste Trans. Stn.	Herrin	City of Herrin, Mayor	Southern Illinois Transfer Stations Inc.	A	R7.11
Homewood Scavenger Service TS	East Hazel Crest	Homewood Scavenger Service Inc.	Homewood Scavenger Service Inc.	A	R2.48
Kewanee Solid Waste Trans. Stn.	Kewanee	City of Kewanee	City of Kewanee	A	R3.13
Kucera Disposal Company	Cicero	Frank F. Kucera Co.	Frank F. Kucera Co.	A	R2.49
Lake Forest Transfer Facility	Lake Forest	City of Lake Forest	DK Recycling Systems Inc.	IA	R2.50
Land Restoration Products TS	Lake Bluff	MBL Development	DK Recycling Systems Inc.	A	R2.51
Liberty Waste/McCook Trans. Stn.	McCook	West Suburban Recycling & Energy	Liberty Waste Services of McCook LLC <sup>2</sup>	A	R2.52
Loop Transfer-64th Street	Chicago	Allied Waste North America Inc. <sup>2</sup>	Loop Transfer Inc.	A	R2.53

Transfer Station Name	Municipality	Owner	Operator	Status	Page
Marion Transfer Station	Marion	City of Marion	Continental Waste Ind. of Illinois Inc. <sup>3</sup>	A	R7.12
MDI Environmental Systems TS	Lanark	Moring Disposal Inc.	MDI Environmental Systems	A	R1.13
Medill Mat'l. Recov. & Recyc.	Chicago	Chicago Department of Environment	Waste Management of Illinois Inc. <sup>1</sup>	A	R2.54
Mendota Solid Waste Trans. Stn.	Mendota	City of Mendota	Waste Management of Illinois Inc. <sup>1</sup>	IA	R1.14
Midwest Waste Ind. Inc.	Cahokia	Midwest Land Development Corp.	Midwest Waste RDF Inc.	UD	R6.14
Monmouth Municipal Trans. Stn.	Monmouth	City of Monmouth	City of Monmouth	A	R3.14
Montgomery Landscape Wst. Coll.	Montgomery	Village of Montgomery, Public Works	Village of Montgomery, Public Works	A	R2.55
Montgomery Trucking	Elizabeth	Montgomery Trucking	Montgomery Trucking	A	R1.15
Monticello Transfer Station	Monticello	City of Monticello	City of Monticello	A	R4.17
Mr. K's Garden & Mat'l. Center TS	Park Ridge	Mr. K's Garden & Material Center	Mr. K's Garden & Material Center	A	R2.56
Mt. Vernon Transfer Station	Mt. Vernon	Republic Services Inc.	Continental Waste Industries of Illinois <sup>3</sup>	A	R7.13
Nameoki Township Transfer Station	Granite City	Nameoki Township	Otis O'Brian	A	R6.15
National-Speelman Transfer Station	Chicago	National Waste Services Inc. <sup>2</sup>	National Waste Services Inc. <sup>2</sup>	C	R2.57
Northwest Mat'l. Recov. & Recyc.	Chicago	Chicago Department of Environment	Waste Management of Illinois Inc. <sup>1</sup>	A	R2.58
Onyx Wst. Svs./Evanston Trans.	Evanston	Onyx Waste Services Inc. <sup>4</sup>	Onyx Waste Services Inc. <sup>4</sup>	A	R2.60
Onyx Wst. Svs./Melrose Park Trans.	Melrose Park	Onyx Waste Services Inc. <sup>4</sup>	Onyx Waste Services Inc. <sup>4</sup>	A	R2.61
Onyx Wst. Svs./Northbrook Trans.	Northbrook	Onyx Waste Services Inc. <sup>4</sup>	Onyx Waste Services Inc. <sup>4</sup>	A	R2.59
Paris Transfer Station	Paris	City of Paris	Ingrum Waste Disposal <sup>2</sup>	A	R4.18
Peoria Recycl. & Trans. Facility	Peoria	Peoria Recycling & Transfer Facility <sup>5</sup>	Peoria Recycling and Transfer Facility <sup>5</sup>	UD	R3.15
Planet Recovery Transfer Station	Chicago	Allied Waste North America Inc. <sup>2</sup>	Allied Waste Transportation Inc. <sup>2</sup>	A	R2.62
Prairie Hill Transfer Stn.	Morrison	Whiteside County	Waste Management of Illinois Inc. <sup>1</sup>	C	R1.16
Princeton Solid Waste Trans. Stn.	Princeton	City of Princeton	City of Princeton	A	R1.17
Randolph County Trans. Stn.	Sparta	Larry Henderson	Continental Waste Industries of Illinois <sup>3</sup>	A	R6.16
Ravenswood Disposal Service TS	Chicago	Ravenswood Disposal Service Inc.	Ravenswood Disposal Service Inc.	A	R2.63
River Bend Prairie Recyc. & Trans.	Chicago	Marina Developments Inc. <sup>6</sup>	Land & Lakes Co.	A	R2.64
Riverdale Recycling	Riverdale	Riverdale Recycling Inc.	Tri-State Disposal Inc.	A	R2.65
Rolling Meadows Trans. Stn.	Rolling Meadows	City of Rolling Meadows	Onyx Waste Services Inc. <sup>4</sup>	A	R2.66
Savanna Solid Waste Trans. Stn.	Savanna	City of Savanna	City of Savanna	A	R1.18
Shelbyville Disposal Service TS	Shelbyville	Shelbyville Disposal Service Inc.	Shelbyville Disposal Service Inc.	A	R4.19
Shred-All Recycling Systems TS	Chicago	Allied Waste Transportation Inc. <sup>2</sup>	National Waste Services Inc. <sup>2</sup>	A	R2.67
Skyline Disposal Co. Inc.	Chicago Heights	Skyline Disposal Co. Inc.	Skyline Disposal Co. Inc.	A	R2.68
Speedway Disposal & Recycling	Elburn	Waste Management of Illinois Inc. <sup>1</sup>	Waste Management of Illinois Inc. <sup>1</sup>	A	R2.69
SRS North Lot	Chicago	E.L.K. Corporation	Shred-All Recycling Systems Inc. <sup>2</sup>	A	R2.70
Star Disposal Service TS	Park Forest	Homewood Scavenger Service Inc.	Homewood Scavenger Service Inc.	A	R2.71
Sullivan Transfer Station	Sullivan	Allied Waste Transportation Inc. <sup>2</sup>	Allied Waste Transportation Inc. <sup>2</sup>	UD	R4.20
United Disposal of Bradley TS	Bradley	United Disposal of Bradley Inc.	United Disposal of Bradley Inc.	A	R2.72
Upper Rock Isl. Co. MRF	East Moline	Upper Rock Island County Landfill Inc. <sup>2</sup>	Upper Rock Island County Landfill Inc. <sup>2</sup>	A	R3.16
Waste Management/Pana TS	Pana	Waste Management of Illinois Inc. <sup>1</sup>	Waste Management of Illinois Inc. <sup>1</sup>	A	R5.11
Waste Management/Rockford TS	Roscoe	Waste Management of Wisconsin Inc. <sup>1</sup>	Waste Management of Wisconsin Inc. <sup>1</sup>	A	R1.19

Transfer Station Name	Municipality	Owner	Operator	Status	Page
Waste Management/Springfield TS	Springfield	Waste Management of Illinois Inc. <sup>1</sup>	Waste Management of Illinois Inc. <sup>1</sup>	A	R5.12
Waste Mgt.-Metro/Chicago TS	Chicago	Waste Management of Illinois Inc. <sup>1</sup>	Waste Management of Illinois Inc. <sup>1</sup>	A	R2.73
Waste Mgt.-Metro/Stickney TS	Stickney	Waste Management of Illinois Inc. <sup>1</sup>	Waste Management of Illinois Inc. <sup>1</sup>	A	R2.74
Waste Mgt.-North/McHenry TS	McHenry	Waste Management of Illinois Inc. <sup>1</sup>	Waste Management - North/McHenry <sup>1</sup>	A	R2.75
Waste Mgt.-Northwest/Wheeling TS	Wheeling	Waste Management of Illinois Inc. <sup>1</sup>	Waste Management of Illinois Inc. <sup>1</sup>	A	R2.76
Waste Mgt.-So. Suburbs/Rec. Am.	Alsip	Waste Management of Illinois Inc. <sup>1</sup>	Waste Management of Illinois Inc. <sup>1</sup>	A	R2.77
Waste Transfer & Mat'l. Recovery	Champaign	U of I; Physical Plant Services Bldg.	U of I; Waste Transfer & MRF	A	R4.21
West Cook Transfer Station	Forest View	Town and Country Transfer LLC	Heartland Recycling LLC	A	R2.78
Wheeling Township Transfer Stn.	Glenview	Solid Wst. Agency of No. Cook Co.	Groot Industries Inc.	A	R2.79
Wigand Recycl. & Trans. Facility	Chillicothe	Wigand Disposal Co. <sup>5</sup>	Wigand Disposal Co. <sup>5</sup>	A	R3.17
Wilmette Village Yard	Wilmette	Village of Wilmette	Village of Wilmette	A	R2.80
Woodland LSW Trans. Stn.	South Elgin	Oak Brook Bank, Trust #8-1735	Waste Management of Illinois Inc. <sup>1</sup>	IA	R2.81
Zion Municipal Trans. Stn.	Zion	City of Zion, Public Works Dept.	City of Zion, Public Works Dept.	N	R2.82

<sup>1</sup> A subsidiary of Waste Management Inc. Midwest

<sup>2</sup> A subsidiary of Allied Waste Industries Inc.

<sup>3</sup> A subsidiary of Republic Services Inc.

<sup>4</sup> An affiliate of Superior Services Inc. and a subsidiary of Vivendi Environmental, France

<sup>5</sup> A separately incorporated affiliate of Peoria Disposal Co.

<sup>6</sup> An affiliate of Land & Lakes Co.

Status:      A = Active      C = Closed      IA = Inactive      N = New      UD = Under Development

This page intentionally left blank.



**Solid Waste  
Transfer Station  
Owners and Operators**

**Alphabetic by County**

This page intentionally left blank.

<b>County Municipality</b>	<b>Facility Identification No.</b>	<b>Owner</b>	<b>Operator</b>
<b>Bond</b> Greenville	<b>D &amp; L Disposal Transfer Station (Active)</b> 0050055049	<b>D &amp; L Disposal LLC</b> Mark C. Taylor 815 Willard St. Greenville, IL 62246 618-664-3185	<b>D &amp; L Disposal LLC</b> Mark C. Taylor 815 Willard St. Greenville, IL 62246 618-664-3185
<b>Bureau</b> Princeton	<b>Princeton Solid Waste Transfer Station (Active)</b> 0110850012	<b>City of Princeton</b> 2 S. Main St. Princeton, IL 61356 815-875-2631	<b>City of Princeton</b> 2 S. Main St. Princeton, IL 61356 815-875-2631
<b>Carroll</b> Lanark	<b>MDI Environmental Systems Transfer Station</b> 0150100001	<b>Moring Disposal Inc.</b> Dennis R. Pate 306 E. Main Forreston, IL 61030 815-938-3602	<b>MDI Environmental Systems</b> Dennis R. Pate P.O. Box 158 Forreston, IL 61030 815-493-6331
<b>Carroll</b> Savanna	<b>Savanna Solid Waste Transfer Station (Active)</b> 0150250005	<b>City of Savanna</b> 101 Main St. Savanna, IL 61074 815-273-2251	<b>City of Savanna</b> 101 Main St. Savanna, IL 61074 815-273-2251
<b>Champaign</b> Champaign	<b>Waste Transfer &amp; Material Recovery Facility (Active)</b> 0190105219	<b>University of Illinois; Physical Plant Services Bldg.</b> Tim Hoss 1501 S. Oak St. Champaign, IL 61820 217-333-2500	<b>University of Illinois; Waste Transfer &amp; MRF</b> Tim Hoss 10 E. St. Mary's Road Champaign, IL 61820 217-244-7283
<b>Christian</b> Pana	<b>Waste Management/Pana Transfer Station (Active)</b> 0218100002	<b>Waste Management of Illinois Inc.</b> 890 E. 1500 N. Road Taylorville, IL 62568 217-824-3942	<b>Waste Management of Illinois Inc.</b> 890 E. 1500 N. Road Taylorville, IL 62568 217-824-3942
<b>Cook</b> Chicago	<b>34th Street Material Recovery &amp; Recycling Facility (Active)</b> 0316300004 (Blue Bag Program)	<b>Chicago Department of Environment</b> 30 N. LaSalle St., 25th Floor Chicago, IL 60602 312-744-5711	<b>Waste Management of Illinois Inc.</b> 1633 W. Medill Ave. Chicago, IL 60614 773-525-6773
<b>Cook</b> Hoffman Estates	<b>American Wood Recycling Transfer Station (Active)</b> 0314490002	<b>American Wood Recycling Inc.</b> 1100 Brandt Drive Elgin, IL 60210 847-426-6354	<b>American Wood Recycling Inc.</b> 16077 Depot Place Prairie View, IL 60069 847-426-6354
<b>Cook</b> Mt. Prospect	<b>ARC Disposal &amp; Recycling (Active)</b> 0318040001	<b>ARC Disposal &amp; Recycling</b> David Vander Velde 2101 S. Busse Road Mt. Prospect, IL 60056 847-981-0091	<b>ARC Disposal &amp; Recycling</b> Steven Van Kampen & Dan Bulthuis 2101 S. Busse Road Mt. Prospect, IL 60056 847-981-0091
<b>Cook</b> Streamwood	<b>Best Lawns Transfer Station (Active)</b> 0313065042	<b>Best Lawns Inc.</b> 1435 Yorkshire Drive Streamwood, IL 60137 630-213-7900	<b>Best Lawns Inc.</b> 1435 Yorkshire Drive Streamwood, IL 60107 630-213-7900
<b>Cook</b> Chicago	<b>BFI-Midtown Transfer (Active)</b> 0316280008 (AKA Midtown Transfer)	<b>BFI Waste Systems of North America Inc.</b> Rick Lilley 1850 W. Carroll Chicago, IL 60612 312-226-0092	<b>BFI Waste Systems of North America Inc.</b> Rick Lilley 1850 W. Carroll Chicago, IL 60612 312-226-0092
<b>Cook</b> Chicago Heights	<b>C &amp; L Landscape Waste Trans. Stn. (New)</b> 0310455101 (New, 9-15-00)	<b>C &amp; L LLC</b> Clem DeLuca 66 E. 24th St. Chicago Heights, IL 60411 630-879-3006	<b>Skyline Disposal Co. Inc.</b> Gary Blue 66 E. 24th St. Chicago Heights, IL 60411 708-754-5460

<b>County Municipality</b>	<b>Facility Identification No.</b>	<b>Owner</b>	<b>Operator</b>
Cook Chicago	<b>Calumet Transfer Station (Active)</b> 0316005603	<b>Liberty Waste Services of Illinois LLC</b> 625 Liberty Ave., Suite 3100 Pittsburgh, PA 15222 312-284-5201	<b>Liberty Waste Services of Illinois LLC</b> 625 Liberty Ave., Suite 3100 Pittsburgh, PA 15222 312-284-5201
Cook Chicago	<b>CID Material Recovery &amp; Recycling Facility (Active)</b> 0310395011 (Blue Bag program)	<b>Waste Management of Illinois Inc.</b> 1633 W. Medill Ave. Chicago, IL 60614 773-525-6773	<b>Waste Management of Illinois Inc.</b> 1633 W. Medill Ave. Chicago, IL 60614 773-525-6773
Cook Chicago	<b>City Waste Transfer (Active)</b> 0316310003	<b>American Disposal Transfer Services</b> 745 McClintoch Dr., Suite 230 Burr Ridge, IL 60521 708-449-1250	<b>American Disposal Transfer Services</b> 2464 S. Laffin St. Chicago, IL 60608 312-243-7771
Cook Chicago	<b>D &amp; D Loop Transfer-Lafin (Active)</b> 0316310014	<b>Allied Waste Transportation Inc.</b> 2608 S. Damen Ave. Chicago, IL 60608 773-579-3600	<b>Allied Waste Transportation Inc.</b> 2608 S. Damen Ave. Chicago, IL 60608 312-942-0042
Cook Des Plaines	<b>Des Plaines Landscape Waste Trans. Stn. (Active)</b> 0310630073	<b>City of Des Plaines, City Hall</b> 1420 Miner St. Des Plaines, IL 60016 847-391-5300	<b>City of Des Plaines, Public Works</b> Jerry Lecocq 1111 Joseph Schwab Road Des Plaines, IL 60016 847-391-5464
Cook Chicago	<b>Gonzales Transfer Station (Under Development)</b> 0316585166 (Permit pending)	<b>LaSalle National Bank</b> 135 LaSalle St., Suite 1840 Chicago, IL 60603 312-904-2000	<b>Gonzales Construction Co.</b> 3725 S. Maplewood Chicago, IL 60632 N/A
Cook Blue Island	<b>Great Lakes Disposal Services Transfer Station (Inactive)</b> 0310240028	<b>Great Lakes Disposal Inc.</b> 13546 S. Western Ave. Blue Island, IL 60406 708-388-9999	<b>Great Lakes Disposal Inc.</b> 13546 S. Western Ave. Blue Island, IL 60406 708-388-9999
Cook Blue Island	<b>Groen Waste Services Transfer Station (Closed)</b> 0310240006 (Certified Closed, 11-15-00)	<b>Illinois Development Corporation</b> 3100 W. Wireton Road Blue Island, IL 60406 773-978-7800	<b>Allied Waste Industries (Midwest) Inc.</b> 3100 W. Wireton Road Blue Island, IL 60406 773-978-7800
Cook Crestwood	<b>Groen Waste Services/Crestwood Transfer Station (Active)</b> 0310600001	<b>Allied Waste Transportation Inc.</b> 13832 S. Kostner Crestwood, IL 60445 708-824-3060	<b>Groen Waste Services</b> Zaied Aballah 13701 S. Kostner Ave. Crestwood, IL 60445 708-385-8252
Cook Chicago	<b>Groot Industries/Chicago Transfer Station (Active)</b> 0316760001	<b>Groot Industries Inc.</b> Al French 2500 Landmeier Road Elk Grove Village, IL 60007 847-734-6406	<b>Groot Industries Inc.</b> Al French 2500 Landmeier Road Elk Grove Village, IL 60007 847-734-6406
Cook McCook	<b>Groot Industries/McCook Transfer Station (Active)</b> 0311740016	<b>Groot Industries Inc.</b> Al French 2500 Landmeier Road Elk Grove Village, IL 60007 847-734-6406	<b>Groot Industries Inc.</b> Al French 2500 Landmeier Road Elk Grove Village, IL 60007 847-734-6406
Cook East Hazel Crest	<b>Homewood Scavenger Service Transfer Station (Active)</b> 0310750002	<b>Homewood Scavenger Service Inc.</b> 17415 S. Ashland Ave. East Hazel Crest, IL 60429 708-798-1004	<b>Homewood Scavenger Service Inc.</b> 17415 S. Ashland Ave. East Hazel Crest, IL 60429 708-798-1004

<b>County Municipality</b>	<b>Facility Identification No.</b>	<b>Owner</b>	<b>Operator</b>
Cook Cicero	<b>Kucera Disposal Company (Active)</b> 0310510004	<b>Frank F. Kucera Co.</b> 1800 S. Laramie Ave. Cicero, IL 60850 708-652-0025	<b>Frank F. Kucera Co.</b> 1800 S. Laramie Ave. Cicero, IL 60850 708-652-0025
Cook McCook	<b>Liberty Waste/McCook Transfer Station (Active)</b> 0311745027	<b>West Suburban Recycling &amp; Energy Center LP c/o EAC Systems Inc.</b> 79 N. Pearl St. Albany, NY 12207 N/A	<b>Liberty Waste Services of McCook LLC</b> 625 Liberty Ave., Suite 3100 Pittsburgh, PA 15222 708-728-0331
Cook Chicago	<b>Loop Transfer - 64th Street (Active)</b> 0316680003	<b>Allied Waste North America Inc.</b> 2400 S. Loomis Chicago, IL 60608 773-579-3600	<b>Loop Transfer Inc.</b> 2400 S. Loomis Chicago, IL 60608 773-994-6031
Cook Chicago	<b>Medill Material Recovery &amp; Recycling Facility (Active)</b> 0316075074 (Blue Bag program)	<b>Chicago Department of Environment</b> 30 N. LaSalle St., 25th Floor Chicago, IL 60602 312-744-5711	<b>Waste Management of Illinois Inc.</b> 1633 W. Medill Ave. Chicago, IL 60614 773-525-6773
Cook Park Ridge	<b>Mr. K's Garden &amp; Material Center Transfer Station (Active)</b> 0312460019	<b>Mr. K's Garden &amp; Material Center</b> 1440 W. Higgins Road Park Ridge, IL 60068 847-692-2118	<b>Mr. K's Garden &amp; Material Center</b> 1440 W. Higgins Road Park Ridge, IL 60068 847-692-2118
Cook Chicago	<b>National - Speelman Transfer Station (Closed)</b> 0316270025 (Cert. closed, 10-20-00)	<b>National Waste Services Inc.</b> 2400 S. Loomis Chicago, IL 60608 773-579-3600	<b>National Waste Services Inc.</b> 2400 S. Loomis Chicago, IL 60608 773-579-3600
Cook Chicago	<b>Northwest Material Recovery &amp; Recycling Facility (Active)</b> 0316265018 (Blue Bag program)	<b>Chicago Department of Environment</b> 30 N. LaSalle St., 25th Floor Chicago, IL 60602 312-744-5711	<b>Waste Management of Illinois Inc.</b> 1633 W. Medill Ave. Chicago, IL 60614 773-525-6773
Cook Evanston	<b>Onyx Waste Services/Evanston Transfer (Active)</b> 0310810003	<b>Onyx Waste Services Inc.</b> Doug Engbers 1712 Church St. Evanston, IL 60201 847-328-5100	<b>Onyx Waste Services Inc.</b> Doug Engbers 1712 Church St. Evanston, IL 60201 847-328-5100
Cook Melrose Park	<b>Onyx Waste Services/Melrose Park Transfer (Active)</b> 0311865053	<b>Onyx Waste Services Inc.</b> Mike Fenwick 4700 W. Lake St. Melrose Park, IL 60160 708-345-7735	<b>Onyx Waste Services Inc.</b> Mike Fenwick 4700 W. Lake St. Melrose Park, IL 60160 708-345-7735
Cook Northbrook	<b>Onyx Waste Services/Northbrook Transfer (Active)</b> 0312073004	<b>Onyx Waste Services Inc.</b> Jeff Hayes 2750 Shermer Road Northbrook, IL 60062 847-272-4145	<b>Onyx Waste Services Inc.</b> Jeff Hayes 2750 Shermer Road Northbrook, IL 60062 847-272-4145
Cook Chicago	<b>Planet Recovery Transfer Station (Active)</b> 0316280012 (New owner 8-7-01)	<b>Allied Waste North America Inc.</b> 2400 S. Loomis Chicago, IL 60608 773-579-3600	<b>Allied Waste Transportation Inc.</b> 2400 S. Loomis Chicago, IL 60608 773-579-3600
Cook Chicago	<b>Ravenswood Disposal Service Transfer Station (Active)</b> 0316270011	<b>Ravenswood Disposal Service Inc.</b> 200 N. Talman Ave. Chicago, IL 60612 773-776-7706	<b>Ravenswood Disposal Service Inc.</b> 200 N. Talman Ave. Chicago, IL 60612 773-776-7706

<b>County Municipality</b>	<b>Facility Identification No.</b>	<b>Owner</b>	<b>Operator</b>
<b>Cook</b> Chicago	<b>River Bend Prairie Recycling &amp; Transfer Facility (Active)</b> 0316550016 (Opened 11-5-99)	<b>Marina Developments Inc.</b> 123 N. Northwest Highway; P.O. Box 778 Park Ridge, IL 60068 847-825-5000	<b>Land &amp; Lakes Co.</b> 123 N. Northwest Highway, P.O. Box 778 Park Ridge, IL 60068 847-825-5000
<b>Cook</b> Riverdale	<b>Riverdale Recycling (Active)</b> 0312580014	<b>Riverdale Recycling Inc.</b> 13901 S. Ashland Ave. Riverdale, IL 60827 708-489-1900	<b>Tri-State Disposal Inc.</b> 13903 S. Ashland Ave. Riverdale, IL 60827 708-388-9910
<b>Cook</b> Rolling Meadows	<b>Rolling Meadows Transfer Station (Active)</b> 0312730009 (New operators 4-1-00)	<b>City of Rolling Meadows</b> 3900 Berdnick St. Rolling Meadows, IL 60008 847-963-0500	<b>Onyx Waste Services Inc.</b> Marc Moxon 3851 Berdnick St. Rolling Meadows, IL 60008 847-776-7529
<b>Cook</b> Chicago	<b>Shred-All Recycling Systems Transfer Station (Active)</b> 0316610042	<b>Allied Waste Transportation Inc.</b> 2608 S. Damen Ave. Chicago, IL 60608 773-579-3600	<b>National Waste Services Inc.</b> 2608 S. Damen Ave. Chicago, IL 60608 773-579-3600
<b>Cook</b> Chicago Heights	<b>Skyline Disposal Co. Inc. (Active)</b> 0310453006 (Opened 6-25-99)	<b>Skyline Disposal Co. Inc.</b> Gary Blue 66 E. 24th St. Chicago Heights, IL 60411 708-754-5460	<b>Skyline Disposal Co. Inc.</b> Gary Blue 66 E. 24th St. Chicago Heights, IL 60411 708-754-5460
<b>Cook</b> Chicago	<b>SRS North Lot (Active)</b> 0316595045 (Associated with Shred-All Rec. Sys.)	<b>E.L.K. Corporation</b> Eugene Kohn 4230 S. Racine Ave. Chicago, IL 60609 N/A	<b>Shred-All Recycling Systems Inc.</b> Anthony B. Barbara 4400 S. Racine Ave. Chicago, IL 60609 N/A
<b>Cook</b> Park Forest	<b>Star Disposal Service Transfer Station (Active)</b> 0314740001	<b>Homewood Scavenger Service Inc.</b> 17415 S. Ashland Ave. East Hazel Crest, IL 60429 708-798-1004	<b>Homewood Scavenger Service Inc.</b> 17415 S. Ashland Ave. East Hazel Crest, IL 60429 708-798-1004
<b>Cook</b> Chicago	<b>Waste Mgt.-Metro/Chicago Transfer Station (Active)</b> 0316000052	<b>Waste Management of Illinois Inc.</b> Dean Vander Baan 720 E. Butterfield Road Lombard, IL 60521 630-572-8800	<b>Waste Management of Illinois Inc.</b> Henry Parker 1500 N. Hooker St. Chicago, IL 60622 312-915-4780
<b>Cook</b> Stickney	<b>Waste Mgt.-Metro/Stickney Transfer Station (Active)</b> 0313000001	<b>Waste Management of Illinois Inc.</b> Dean Vander Baan 720 E. Butterfield Road Lombard, IL 60521 630-572-8800	<b>Waste Management of Illinois Inc.</b> Ken Vos 3815 S. Laramie Ave. Stickney, IL 60650 708-656-5350
<b>Cook</b> Wheeling	<b>Waste Mgt.-Northwest/Wheeling Transfer Station (Active)</b> 0313240004	<b>Waste Management of Illinois Inc.</b> Dean Vander Baan 720 E. Butterfield Road Lombard, IL 60521 630-572-8800	<b>Waste Management of Illinois Inc.</b> John Grager 350 Sumac Road Wheeling, IL 60090 847-520-0059 Ext. 16
<b>Cook</b> Alsip	<b>Waste Mgt.-South Suburbs/Recycle America (Active)</b> 0313360003	<b>Waste Management of Illinois Inc.</b> Dean Vander Baan 720 E. Butterfield Road Lombard, IL 60521 630-572-8800	<b>Waste Management of Illinois Inc.</b> Ernie Lopez 11601 S. Austin Ave. Alsip, IL 60803 708-388-8855

<b>County Municipality</b>	<b>Facility Identification No.</b>	<b>Owner</b>	<b>Operator</b>
<b>Cook</b> Forest View	<b>West Cook Transfer Station (Active)</b> 0310930005	<b>Town and Country Transfer LLC</b> 6201 W. Canal Bank Road Forest View, IL 60402 708-458-9800	<b>Heartland Recycling LLC</b> 6201 W. Canal Bank Road Forest View, IL 60402 708-458-9800
<b>Cook</b> Glenview	<b>Wheeling Township Transfer Station (Active)</b> 0310630059	<b>Solid Waste Agency of Northern Cook Co.</b> 1616 E. Golf Road Des Plaines, IL 60016 847-296-9205	<b>Groot Industries Inc.</b> Al French 2500 Landmeier Road Elk Grove Village, IL 60007 847-734-6406
<b>Cook</b> Wilmette	<b>Wilmette Village Yard (Active)</b> 0313305030	<b>Village of Wilmette</b> 1200 Wilmette Ave. Wilmette, IL 60091 630-251-2700	<b>Village of Wilmette</b> 1200 Wilmette Ave. Wilmette, IL 60091 847-251-2700
<b>DeWitt</b> Clinton	<b>Clinton Transfer Station (Inactive)</b> 0398080006 (Inactive in 2001)	<b>Clinton Landfill Inc.</b> Ron Edwards P.O. Box 9071 Peoria, IL 61612-9071 309-676-4893	<b>Clinton Landfill Inc.</b> Ron Edwards P.O. Box 9071 Peoria, IL 61612-9071 309-676-4893
<b>DuPage</b> West Chicago	<b>DuKane Transfer Facility (Active)</b> 0430905819 (New O/O 3-1-00)	<b>Groot Industries Inc.</b> Al French 2500 Landmeier Road Elk Grove Village, IL 60007 847-734-6406	<b>Crown Recycling &amp; Waste Services Inc.</b> 2500 Landmeier Road Elk Grove Village, IL 60007 887-775-1200
<b>DuPage</b> West Chicago	<b>DuPage Yard Waste Transfer Station (Active)</b> 0430905794 (New O/O as of 11-01)	<b>Midwest Compost LLC</b> Charles J. Murphy 1195 W. Washington St. West Chicago, IL 60185 630-876-8900	<b>Midwest Compost LLC</b> Charles Murphy 1195 W. Washington St. West Chicago, IL 60185 630-876-8900
<b>Edgar</b> Paris	<b>Paris Transfer Station (Active)</b> 0458080003	<b>City of Paris</b> City Building Paris, IL 61944 217-465-7601	<b>Ingrum Waste Disposal</b> Scott Ingrum 501 Grandview Ave., P.O. Box 1088 Paris, IL 61944 217-465-3335
<b>Henry</b> Kewanee	<b>Kewanee Solid Waste Transfer Station (Active)</b> 0730650023	<b>City of Kewanee</b> Kip Spear 401 E. Third St. Kewanee, IL 61443 309-852-2611	<b>City of Kewanee</b> Kip Spear 401 E. Third St. Kewanee, IL 61443 309-852-2611
<b>Jefferson</b> Mt. Vernon	<b>Mt. Vernon Transfer Station (Active)</b> 0818100011	<b>Republic Services Inc.</b> 110 S.E. 6th St., 28th Floor Ft. Lauderdale, Fla. 33301 954-769-2400	<b>Continental Waste Industries of Illinois Inc.</b> 1540 Landfill Road DeSoto, IL 62954 618-867-2356
<b>JoDaviess</b> Elizabeth	<b>Montgomery Trucking (Active)</b> 0850155009	<b>Montgomery Trucking</b> 929 Fulton St. Galena, IL 61036 815-777-0672	<b>Montgomery Trucking</b> 929 Fulton St. Galena, IL 61036 815-777-0672
<b>Kane</b> Elgin	<b>Cloverleaf Farms Transfer (New)</b> 0314385091 (Opened 4-24-01)	<b>Midwest Compost LLC</b> Charles J. Murphy 1320 Spaulding Road Elgin, IL 60120 847-931-2900	<b>Midwest Compost LLC</b> Charles J. Murphy 1320 Spaulding Road Elgin, IL 60120 847-931-2900
<b>Kane</b> Montgomery	<b>Montgomery Landscape Waste Collection Site (Active)</b> 0894690004 (Opened 1-21-00)	<b>Village of Montgomery, Public Works Dept.</b> Mike Pubentz 1300 S. Broadway Montgomery, IL 60538 630-896-1354	<b>Village of Montgomery, Public Works Dept.</b> Mike Pubentz 1300 S. Broadway Montgomery, IL 60538 630-896-1354

<b>County Municipality</b>	<b>Facility Identification No.</b>	<b>Owner</b>	<b>Operator</b>
Kane Elburn	<b>Speedway Disposal &amp; Recycling (Active)</b> 0898030004	<b>Waste Management of Illinois Inc.</b> Dean Vander Baan 720 E. Butterfield Road Lombard, IL 60521 630-572-8800	<b>Waste Management of Illinois Inc.</b> 720 E. Butterfield Road Lombard, IL 60148 630-572-8800
Kane South Elgin	<b>Woodland RDF Landscape Waste Transfer Area (Inactive)</b> 0894830005	<b>Oak Brook Bank, Trust #8-1735</b> Kathy Blumenthal 1400 W. 16th St. Oak Brook, IL 60521 630-571-1050	<b>Waste Management of Illinois Inc.</b> Ian Johnson 7 N. 500 Route 25, P.O. Box 364 South Elgin, IL 60177 630-232-7664
Kankakee Momence	<b>Apollo Disposal Service Transfer Station (Active)</b> 0910650003	<b>Allied Waste Transportation Inc.</b> Steven Smith 701 Pine St. Momence, IL 60954 815-472-3332	<b>Allied Waste Transportation Inc.</b> Steven Smith 701 Pine St. Momence, IL 60954 815-472-3332
Kankakee Bradley	<b>United Disposal of Bradley Transfer Station (Active)</b> 0910200013	<b>United Disposal of Bradley Inc.</b> Mike Watson 1000 E. Liberty, P.O. Box 179 Bradley, IL 60915 815-933-0081	<b>United Disposal of Bradley Inc.</b> Mike Watson 1000 E. Liberty, P.O. Box 179 Bradley, IL 60915 815-933-0017
Lake Lake Forest	<b>Lake Forest Transfer Facility (Inactive)</b> 0970805082	<b>City of Lake Forest</b> 220 E. Deer Path Lake Forest, IL 60045 847-615-4218	<b>DK Recycling Systems Inc.</b> 21 N. Skokie Highway #105 Lake Bluff, IL 60044 847-234-5499
Lake Lake Bluff	<b>Land Restoration Products Transfer Station (Active)</b> 0970750013	<b>MBL Development</b> 1031 Ashley Road Lake Forest, IL 60045 847-634-9561	<b>DK Recycling Systems Inc.</b> 21 N. Skokie Highway #105 Lake Bluff, IL 60044 847-234-5499
Lake Zion	<b>Zion Municipal Transfer Station (New)</b> 0972005048 (Opened, 8-27-01)	<b>City of Zion, Public Works Dept.</b> Ron Colangelo 2828 Sheridan Road Zion, IL 60099 847-746-4057	<b>City of Zion, Public Works Dept.</b> Charlie Fisher 2828 Sheridan Road Zion, IL 60099 847-746-4054
LaSalle Mendota	<b>Mendota Solid Waste Transfer Station (Inactive)</b> 0990550013	<b>City of Mendota</b> 607 Eighth Ave. Mendota, IL 61342 815-539-7459	<b>Waste Management of Illinois Inc.</b> 720 E. Butterfield Road Lombard, IL 60148 630-572-8800
Logan Lincoln	<b>Area Disposal Transfer Station (Active)</b> 1078160001	<b>Peoria Disposal Co.</b> Ron Edwards P.O. Box 9071 Peoria, IL 61612-9071 309-676-4893	<b>Area Disposal Co.</b> Ron Edwards P.O. Box 9071 Peoria, IL 61612-9071 309-676-4893
Madison Bethalto	<b>Bethalto Waste Transfer Facility (Active)</b> 1190150006	<b>Village of Bethalto, Public Works</b> 213 N. Prairie Bethalto, IL 62010 618-377-8013	<b>Village of Bethalto, Public Works</b> 213 N. Prairie Bethalto, IL 62010 618-377-8013
Madison Granite City	<b>Granite City Landscape Transfer (Active)</b> 1190405136	<b>Granite City</b> 2000 Edison Granite City, IL 62040 618-452-6214	<b>Granite City Street Department</b> 2301 Adams St. Granite City, IL 62040 618-452-6222



<b>County Municipality</b>	<b>Facility Identification No.</b>	<b>Owner</b>	<b>Operator</b>
<b>Madison</b> Granite City	<b>Nameooki Township Transfer Station (Active)</b> 1198130023	<b>Nameooki Township</b> 4250 Highway 162 Granite City, IL 62040 618-931-1290	<b>Otis O'Brian</b> 4250 Highway 162 Granite City, IL 62040 618-931-1290
<b>McHenry</b> McHenry	<b>Waste Mgt.-North/McHenry Transfer Station (Active)</b> 1110605043	<b>Waste Management of Illinois Inc.</b> 2233 W. Highway 173 Antioch, IL 60002 847-395-2020	<b>Waste Management - North/McHenry</b> 1713 S. Route 31 McHenry, IL 60050 815-385-2863
<b>McLean</b> Bloomington	<b>American Disposal Services of Bloomington Transfer Stn. (Active)</b> 1138040002	<b>American Disposal Services of Illinois Inc.</b> Paul Howe 4340 Acer Grove Dr., Suite B Springfield, IL 62707 217-787-6079	<b>American Disposal Services of Illinois Inc.</b> Dan Winters Rural Route #3, Box 145 Bloomington, IL 61704 309-827-8631
<b>McLean</b> Bloomington	<b>Bloomington Bulk Transfer Station (Active)</b> 1130200073	<b>City of Bloomington, Public Service Department</b> 109 E. Olive St., P.O. Box 3157 Bloomington, IL 61701 309-434-2220	<b>City of Bloomington, Public Service Department</b> 109 E. Olive St., P.O. Box 3157 Bloomington, IL 61701 309-434-2220
<b>Moultrie</b> Sullivan	<b>Sullivan Transfer Station (Under Development)</b> 1390300009 (Permit to operate pending)	<b>Allied Waste Transportation Inc.</b> Terry Bent P.O. Box 256 Sullivan, IL 61951 217-787-6079	<b>Allied Waste Transportation Inc.</b> Terry Bent P.O. Box 256 Sullivan, IL 61951 217-787-6079
<b>Peoria</b> Peoria	<b>Peoria Recycling and Transfer (Under Development)</b> 1438075007 (To open late 2003)	<b>Peoria Recycling and Transfer Facility Inc.</b> Ron Edwards P.O. Box 9071 Peoria, IL 61612-9071 309-676-4893	<b>Peoria Recycling and Transfer Facility Inc.</b> Ron Edwards P.O. Box 9071 Peoria, IL 61612-9071 309-676-4893
<b>Peoria</b> Chillicothe	<b>Wigand Recycling &amp; Transfer Facility (Active)</b> 1430205031	<b>Wigand Disposal Co.</b> Ron Edwards P.O. Box 9071 Peoria, IL 61612-9071 309-676-4893	<b>Wigand Disposal Co.</b> Ron Edwards P.O. Box 9071 Peoria, IL 61612-9071 309-676-4893
<b>Piatt</b> Monticello	<b>Monticello Transfer Station (Active)</b> 1478040003	<b>City of Monticello</b> 210 N. Hamilton, P.O. Box 437 Monticello, IL 61856 217-762-2583	<b>City of Monticello</b> 210 N. Hamilton, P.O. Box 437 Monticello, IL 61856 217-762-2583
<b>Randolph</b> Sparta	<b>Randolph County Transfer Station (Active)</b> 1570600020	<b>Larry Henderson</b> 102 Patricia Lane Sparta, IL 62286 N/A	<b>Continental Waste Industries of Illinois Inc.</b> Rural Route 1, P.O. Box 750 DeSoto, IL 62924 618-433-2030
<b>Rock Island</b> East Moline	<b>Upper Rock Island Co. MRF (Active)</b> 1618100014	<b>Upper Rock Island County Landfill Inc.</b> Dave Geier 17201 20th Ave. North, P.O. Box 159 East Moline, IL 61244 309-496-2396	<b>Upper Rock Island County Landfill Inc.</b> Dave Geier 17201 20th Ave. North, P.O. Box 159 East Moline, IL 61244 309-496-2396
<b>Sangamon</b> Springfield	<b>Waste Management/Springfield Transfer Station (Active)</b> 1671200127	<b>Waste Management of Illinois Inc.</b> 3000 E. Ash St. Springfield, IL 62703 217-523-5497	<b>Waste Management of Illinois Inc.</b> 3000 E. Ash St. Springfield, IL 62703 217-523-5497

<b>County Municipality</b>	<b>Facility Identification No.</b>	<b>Owner</b>	<b>Operator</b>
<b>Shelby</b> Shelbyville	<b>Shelbyville Disposal Service Transfer Station (Active)</b> 1738170003	<b>Shelbyville Disposal Service Inc.</b> Marsha L. Grubb West Route 16, P.O. Box 143 Shelbyville, IL 62565 217-774-5625	<b>Shelbyville Disposal Service Inc.</b> Marsha L. Grubb West Route 16, P.O. Box 143 Shelbyville, IL 62565 217-774-5625
<b>St. Clair</b> Cahokia	<b>Midwest Waste Industrial Inc. (Under Development)</b> 1630200019 (Under dev. in 2000 & 2001)	<b>Midwest Land Development Corp.</b> Richard Cochran 3950 Mississippi Ave., Route 3 Cahokia, IL 62206 N/A	<b>Midwest Waste RDF Inc.</b> Richard Cochran Route 3, 3950 Mississippi Ave. Cahokia, IL 62206 N/A
<b>Warren</b> Monmouth	<b>Monmouth Municipal Transfer Station (Active)</b> 1878080001	<b>City of Monmouth</b> Bill Davell 100 E. Broadway Monmouth, IL 61462 309-734-2141	<b>City of Monmouth</b> Bill Davell 100 E. Broadway Monmouth, IL 61462 309-734-2141
<b>Whiteside</b> Morrison	<b>Prairie Hill Transfer Station (Closed)</b> 1950350014	<b>Whiteside County</b> Peter Petrowsky Courthouse, 200 E. Knox St. Morrison, IL 61270 815-772-7651	<b>Waste Management of Illinois Inc.</b> Mike Wiersema 18762 Lincoln Road Morrison, IL 61270 815-772-7308
<b>Will</b> Rockdale	<b>Banner - Western Transfer &amp; Recycling Center (Active)</b> 1970850012	<b>Waste Management of Illinois Inc.</b> Dean Vander Baan 720 E. Butterfield Road Lombard, IL 60521 630-572-8800	<b>Waste Management of Illinois Inc.</b> Pat McDowell 2100 Moen Ave. Rockdale, IL 60436 815-773-1166
<b>Will</b> Joliet	<b>CDT Transfer Material Recovery Facility (Active)</b> 1970450096 (New O/O 11-24-99)	<b>Waste Management of Illinois Inc.</b> Dean Vander Baan 720 E. Butterfield Road Lombard, IL 60521 630-572-8800	<b>Waste Management of Illinois Inc.</b> Pat McDowell 2100 Moen Ave. Rockdale, IL 60436 815-773-1166
<b>Will</b> Joliet	<b>Citiwaste Transfer Station (Active)</b> 1978093002	<b>Citiwaste Inc.</b> 808 S. Joliet St. Joliet, IL 60434 815-723-3200	<b>Citiwaste Inc.</b> 808 S. Joliet St. Joliet, IL 60434 815-723-3200
<b>Will</b> Bolingbrook	<b>E.C. Rizzi &amp; Assoc. (Active)</b> 1974155082	<b>Joan Tameling</b> 7500 S. Madison St. Willowbrook, IL 60521 630-323-7171	<b>E.C. Rizzi &amp; Assoc. Inc.</b> 31 W 310 Schoger Drive Naperville, IL 60564 630-898-3333
<b>Williamson</b> Herrin	<b>Herrin Solid Waste Transfer Station (Active)</b> 1990400014 (Re-opened 3-22-01)	<b>City of Herrin, Mayor</b> 300 N. Park Ave. Herrin, IL 62948 618-942-6166	<b>Southern Illinois Transfer Stations Inc.</b> 716 Skyline Drive Marion, IL 62959 618-997-9561
<b>Williamson</b> Marion	<b>Marion Transfer Station (Active)</b> 1998560011	<b>City of Marion</b> 100 Tower Square Plaza Marion, IL 62959 618-997-2592	<b>Continental Waste Industries of Illinois Inc.</b> 1540 Landfill Road DeSoto, IL 62954 618-867-2356
<b>Winnebago</b> Roscoe	<b>Waste Management/Rockford Transfer Station</b> 2010400008	<b>Waste Management of Wisconsin Inc.</b> West 124 North, 8925 Boundary Road Menomonee Falls, WI 53051 262-251-4000	<b>Waste Management of Wisconsin Inc.</b> Robert Parys 13125 N. 2nd St. Roscoe, IL 61073 815-389-6180

**Solid Waste  
Transfer Stations  
Ranked by  
Wastes Received**

**2001**

This page intentionally left blank.

Transfer Station Name	Municipality	County	Tons	Tons Per Day <sup>1</sup>	Rank	Remarks	Page
Waste Mgt.-Metro/Chicago TS	Chicago	Cook	576,000	1,800	1		R2.73
Groot Industries/Chicago TS	Chicago	Cook	458,888	1,765	2		R2.46
Waste Mgt.-Metro/Stickney TS	Stickney	Cook	450,000	1,500	3		R2.74
Northwest Mat'l. Recov. & Recyc.	Chicago	Cook	394,758	1,580	4	Blue Bag program	R2.58
Groen Waste Services/Crestwood TS	Crestwood	Cook	368,561	1,445	5		R2.44
Waste Mgt.-Northwest/Wheeling TS	Wheeling	Cook	338,763	1,323	6		R2.76
ARC Disposal & Recycling	Mt. Prospect	Cook	315,171	1,010	7		R2.26
CID Mat'l. Recovery & Recycling	Chicago	Cook	309,385	1,238	8	Blue Bag program	R2.33
Wheeling Township Transfer Stn.	Glenview	Cook	298,757	1,150	9		R2.79
West Cook Transfer Station	Forest View	Cook	250,000	1,000	10		R2.78
Rolling Meadows Trans. Stn.	Rolling Meadows	Cook	249,266	799	11	New operators 4-1-00	R2.66
Medill Mat'l. Recov. & Recyc.	Chicago	Cook	245,335	982	12	Blue Bag program	R2.54
34th Street Mat'l. Recov. & Recyc.	Chicago	Cook	241,870	968	13	Blue Bag program	R2.23
Waste Mgt.-So. Suburbs/Rec. Am.	Alsip	Cook	157,330	605	14		R2.77
Waste Management/Rockford TS	Roscoe	Winnebago	85,049	300	15		R1.19
MDI Environmental Systems TS	Lanark	Carroll	36,400	140	16		R1.13
Apollo Disposal Service TS	Momence	Kankakee	19,900	75	17		R2.25
Paris Transfer Station	Paris	Edgar	16,900	65	18		R4.18
Onyx Wst. Svs./Northbrook Transfer	Northbrook	Cook	11,700	450	19		R2.61
Waste Transfer & Mat'l. Recovery	Champaign	Champaign	8,800	35	20		R4.21
Kewanee Solid Waste Trans. Stn.	Kewanee	Henry	8,500	34	21		R3.13
Granite City Landscape Transfer	Granite City	Madison	8,320	40	22		R6.13
Shelbyville Disposal Service TS	Shelbyville	Shelby	6,000	17	23		R4.19
Des Plaines LSW Trans. Stn.	Des Plaines	Cook	3,303	120	24		R2.38
Monticello Transfer Station	Monticello	Piatt	1,400	N/A	25		R4.17
Skyline Disposal Co. Inc.	Chicago Heights	Cook	900	N/A	26	Opened 6-25-99	R2.68
Land Restoration Products TS	Lake Bluff	Lake	860	57	27		R2.51
Waste Mgt.-North/McHenry TS	McHenry	McHenry	429	N/A	28		R2.75
Zion Municipal Trans. Stn.	Zion	Lake	209	N/A	29	Opened, 8-27-01	R2.82
American Disp. Serv. TS	Bloomington	McLean	N/A	N/A	N/A		R4.14
American Wood Recycling TS	Hoffman Estates	Cook	N/A	N/A	N/A		R2.24
Area Disposal Transfer Station	Lincoln	Logan	N/A	N/A	N/A		R5.10
Banner-Western Trans. & Recyc.	Rockdale	Will	N/A	N/A	N/A		R2.27
Best Lawns Trans. Stn.	Streamwood	Cook	N/A	N/A	N/A		R2.28
Bethalto Waste Transfer Facility	Bethalto	Madison	N/A	N/A	N/A		R6.11
BFI-Midtown Transfer	Chicago	Cook	N/A	N/A	N/A	AKA Midtown Transfer	R2.29
Bloomington Bulk Transfer Station	Bloomington	McLean	N/A	N/A	N/A		R4.15
C & L LSW Trans. Stn.	Chicago Heights	Cook	N/A	N/A	N/A	New, 9-15-00	R2.30
Calumet Transfer Station	Chicago	Cook	N/A	N/A	N/A		R2.31
CDT Trans. Mat'l. Recovery Facility	Joliet	Will	N/A	N/A	N/A	New O/O 11-24-99	R2.32
Citiwaste Transfer Station	Joliet	Will	N/A	N/A	N/A		R2.34
City Waste Transfer	Chicago	Cook	N/A	N/A	N/A		R2.35
Cloverleaf Farms Transfer	Elgin	Kane	N/A	N/A	N/A	Opened 4-24-01	R2.36
D & D Loop Transfer-Lafin	Chicago	Cook	N/A	N/A	N/A		R2.37
D & L Disposal Trans. Stn.	Greenville	Bond	N/A	N/A	N/A		R6.12
DuKane Transfer Facility	West Chicago	DuPage	N/A	N/A	N/A	New O/O 3-1-00	R2.39

Transfer Station Name	Municipality	County	Tons	Tons Per Day <sup>1</sup>	Rank	Remarks	Page
DuPage Yard Waste Trans. Stn.	West Chicago	DuPage	N/A	N/A	N/A	New O/O as of 11-01	R2.40
E.C. Rizzi & Assoc.	Bolingbrook	Will	N/A	N/A	N/A		R2.41
Groot Industries/McCook TS	McCook	Cook	N/A	N/A	N/A		R2.47
Herrin Solid Waste Trans. Stn.	Herrin	Williamson	N/A	N/A	N/A	Re-opened 3-22-01	R7.11
Homewood Scavenger Service TS	East Hazel Crest	Cook	N/A	N/A	N/A		R2.48
Kucera Disposal Company	Cicero	Cook	N/A	N/A	N/A		R2.49
Lake Forest Transfer Facility	Lake Forest	Lake	N/A	N/A	N/A		R2.50
Liberty Waste/McCook Trans. Stn.	McCook	Cook	N/A	N/A	N/A		R2.52
Loop Transfer-64th Street	Chicago	Cook	N/A	N/A	N/A		R2.53
Marion Transfer Station	Marion	Williamson	N/A	N/A	N/A		R7.12
Monmouth Municipal Trans. Stn.	Monmouth	Warren	N/A	N/A	N/A		R3.14
Montgomery Landscape Wst. Coll.	Montgomery	Kane	N/A	N/A	N/A	Opened 1-21-00	R2.55
Montgomery Trucking	Elizabeth	JoDavieess	N/A	N/A	N/A		R1.15
Mr. K's Garden & Mat'l. Center TS	Park Ridge	Cook	N/A	N/A	N/A		R2.56
Mt. Vernon Transfer Station	Mt. Vernon	Jefferson	N/A	N/A	N/A		R7.13
Nameoki Township Transfer Station	Granite City	Madison	N/A	N/A	N/A		R6.15
Onyx Wst. Svs./Melrose Park Trans.	Melrose Park	Cook	N/A	N/A	N/A		R2.60
Onyx Wst. Svs./Evanston Trans.	Evanston	Cook	N/A	N/A	N/A		R2.59
Planet Recovery Transfer Station	Chicago	Cook	N/A	N/A	N/A	New owner 8-7-01	R2.62
Princeton Solid Waste Trans. Stn.	Princeton	Bureau	N/A	N/A	N/A		R1.17
Randolph County Trans. Stn.	Sparta	Randolph	N/A	N/A	N/A		R6.16
Ravenswood Disposal Service TS	Chicago	Cook	N/A	N/A	N/A		R2.63
River Bend Prairie Recyc. & Trans.	Chicago	Cook	N/A	N/A	N/A	Opened 11-5-99	R2.64
Riverdale Recycling	Riverdale	Cook	N/A	N/A	N/A		R2.65
Savanna Solid Waste Trans. Stn.	Savanna	Carroll	N/A	N/A	N/A		R1.18
Shred-All Recycling Systems TS	Chicago	Cook	N/A	N/A	N/A		R2.67
Speedway Disposal & Recycling	Elburn	Kane	N/A	N/A	N/A		R2.69
SRS North Lot	Chicago	Cook	N/A	N/A	N/A	Assoc. w/Shred-All	R2.70
Star Disposal Service TS	Park Forest	Cook	N/A	N/A	N/A		R2.71
United Disposal of Bradley TS	Bradley	Kankakee	N/A	N/A	N/A		R2.72
Upper Rock Isl. Co. MRF	East Moline	Rock Island	N/A	N/A	N/A		R3.16
Waste Management/Pana	Pana	Christian	N/A	N/A	N/A		R5.11
Waste Management/Springfield TS	Springfield	Sangamon	N/A	N/A	N/A		R5.12
Wigand Recycl. & Trans. Facility	Chillicothe	Peoria	N/A	N/A	N/A		R3.17
Wilmette Village Yard	Wilmette	Cook	N/A	N/A	N/A		R2.80
<b>Totals</b>			<b>4,862,754</b>	<b>18,498</b>			

<sup>1</sup> Based upon 261 operating days per year

N/A = Did not voluntarily report the amount accepted in 2001

# Landscape Waste Compost Facilities

Appendices H, I & J

This page intentionally left blank.



**Landscape Waste  
Compost Facility  
Owners and Operators  
Alphabetic by Facility**

This page intentionally left blank.

Compost Facility Name	Municipality	Owner	Operator	Status	Page
BFI Modern Landfill	Belleville	BFI Wst. Stms. of N. America Inc. <sup>1</sup>	Pioneer Southern Inc.	A	R6.17
Brickyard Disposal & Recycling	Danville	Brickyard Disposal & Recycling Inc. <sup>1</sup>	City of Danville	A	R4.22
CDT Landfill Corp.	Joliet	CDT Landfill Corp.	CDT Landfill Corp.	A	R2.83
Centralia Landscape & Waste Recycling	Centralia	City of Centralia, Public Works	City of Centralia, Public Works	A	R6.18
Chicago Botanic Garden	Glencoe	Cook County Forest Preserve Dist.	Chicago Botanic Garden	A	R2.84
CID RDF #4 Compost Facility	Chicago	Waste Management of Illinois Inc. <sup>2</sup>	Waste Management of Illinois Inc. <sup>2</sup>	C	R2.85
Coles County Landfill	Charleston	Environmental Reclamation Co. <sup>1</sup>	Environmental Reclamation Co. <sup>1</sup>	A	R4.23
Cottonwood Hills Compost Fac.	Marissa	Waste Management of Illinois Inc. <sup>2</sup>	Waste Management of Illinois Inc. <sup>2</sup>	UD	R6.19
Crystal Lake Composting	Crystal Lake	City of Crystal Lake, Engineering Dept.	City of Crystal Lake, Engineering Dept.	A	R2.86
D & L Landfill	Greenville	D & L Landfill Inc.	D & L Landfill Inc.	IA	R6.20
DeKalb County Landfill	DeKalb	Waste Management of Illinois Inc. <sup>2</sup>	Waste Management of Illinois Inc. <sup>2</sup>	A	R1.20
Des Plaines Compost Fac.	Des Plaines	City of Des Plaines, Public Works	Jerome Matula	IA	R2.87
Dirksen Parkway Compost Facility	Springfield	Secretary of State, Physical Services	Secretary of State, Physical Services	A	R5.13
Dixon/GROP Landfill #2	Dixon	City of Dixon	Allied Waste Industries of Illinois <sup>1</sup>	IA	R1.21
DK-Lake Bluff	Lake Bluff	Village of Lake Bluff	DK Recycling Systems Inc.	A	R2.88
Elgin Compost Facility	Elgin	City of Elgin	City of Elgin	C	R2.89
Freeport Municipal Landfill #4	Freeport	City of Freeport	City of Freeport	A	R1.22
Green Organics Inc.	Bristol	Green Organics Inc.	Green Organics Inc.	A	R2.90
Harbor View Compost Facility	Chicago	Land & Lakes Yard Waste Reclama.	Land & Lakes Yard Waste Reclama.	IA	R2.91
Hazel Crest Composting	Hazel Crest	Village of Hazel Crest	Village of Hazel Crest	A	R2.92
James Park Leaf Compost	Evanston	City of Evanston	City of Evanston	A	R2.93
Joyce Farms Recycling Inc.	Essex	Land Trust #883, Home Star Bank	Joyce Farms Recycling Inc.	A	R2.94
Knox County Landfill Compost Site	Wataga	Knox County Landfill Dept.	Knox County Landfill Dept.	A	R3.18
Lake Bluff Municipal #2 Compost Fac.	Lake Bluff	Village of Lake Bluff	DK Recycling Systems Inc.	A	R2.95
Lake Forest Recycling Center	Lake Forest	City of Lake Forest	DK Recycling Systems Inc.	A	R2.96
Land & Lakes #1 & #2	Chicago	MCM Land Co. <sup>3</sup>	Land & Lakes Co.	IA	R2.97
Land & Lakes #5	Deerfield	Prairie Recreational Developments Inc.	Land & Lakes Co.	A	R2.98
Land & Lakes/Willow Ranch	Romeoville	LaSalle Bank of North America	Land & Lakes Yard Waste Reclama.	A	R2.99
Landscape Recycling Center	Urbana	City of Urbana, Public Works Dept.	City of Urbana, Public Works Dept.	A	R4.24
LDK Compost	Lake Bluff	MBL Development	LDK Composting Inc.	A	R2.100
Macon County Composting Facility	Decatur	Romer Brothers Envl. Recycling Inc.	Romer Brothers Envl. Recycling Inc.	A	R4.25
Macon County Landfill	Decatur	Macon County Landfill Corp. <sup>4</sup>	Macon County Landfill Corp. <sup>4</sup>	A	R4.26
Milam RDF	East St. Louis	Waste Management of Illinois Inc. <sup>2</sup>	Waste Management of Illinois Inc. <sup>2</sup>	A	R6.21
Monmouth Municipal	Monmouth	City of Monmouth	City of Monmouth	A	R3.19
Mt. Carmel Compost Facility	Mt. Carmel	City of Mt. Carmel	City of Mt. Carmel	C	R7.14
Nashville Municipal	Nashville	City of Nashville, Mayor's Office	City of Nashville, Mayor's Office	A	R6.22
New Earth	Cartersville	New Earth	New Earth	A	R7.15
Pekin Composting Facility	Pekin	Jerry Mahoney	City of Pekin	A	R3.20
Peoria City/Co. LF #1 Compost Site	Brimfield	City of Peoria/County of Peoria	Waste Management of Illinois Inc. <sup>2</sup>	A	R3.21
Peru Municipal Landfill #2	Peru	City of Peru	City of Peru	A	R1.23
Quincy Compost Facility	Quincy	City of Quincy	City of Quincy	A	R5.14
River Bend Prairie	Dolton	Land & Lakes Yard Waste Reclama.	Land & Lakes Co.	IA	R2.101
Rockford Composting Facility	Cherry Valley	City of Rockford	Rock River Disposal Services Inc.	A	R1.24
Roxana Landfill Compost Facility	Roxana	Roxana Landfill Inc. <sup>1</sup>	Roxana Landfill Inc. <sup>1</sup>	A	R6.23
Salem Municipal Landfill #2	Salem	City of Salem, Public Works	City of Salem, Public Works	A	R6.24
Sangamon One	Springfield	City of Springfield	City of Springfield	N/A	R5.15

Compost Facility Name	Municipality	Owner	Operator	Status	Page
South Chain of Rocks RDF-Phase 2	Granite City	Waste Management of Illinois Inc. <sup>2</sup>	Waste Management of Illinois Inc. <sup>2</sup>	A	R6.25
South Meridian Composting	Rockford	North Rockford Investment	Meridian Compost Corporation	A	R1.25
Starlight Drive-in Compost Facility	Kankakee	City of Kankakee, Public Works	City of Kankakee, Public Works	A	R2.102
States Land Improve. LSW Processing	Ottawa	States Land Improvement Corp.	States Land Improvement Corp.	A	R1.26
Thelen Sand & Gravel	Fox Lake	Thelen Sand & Gravel	Thelen Sand & Gravel	A	R2.103
Upper Rock Island County Landfill	East Moline	Upper Rock Island County Landfill <sup>1</sup>	Upper Rock Island County Landfill <sup>1</sup>	A	R3.22
Willow Ranch Composting Facility	Romeoville	LaSalle Bank of North America	Land & Lakes Yard Waste Reclama. <sup>3</sup>	A	R2.104
Winnetka Municipal	Winnetka	Village of Winnetka	DK Recycling Systems Inc.	A	R2.105

<sup>1</sup> A subsidiary of Allied Waste Industries Inc.      <sup>2</sup> A subsidiary of Waste Management Inc. Midwest      <sup>3</sup> An affiliate of Land and Lakes Co.

<sup>4</sup> An affiliate of Superior Services Inc., which is a subsidiary of Vivendi Environmental, France

Status:      A = Active      C = Closed      IA = Inactive      UD = Site has permit but has not been developed  
N/A = Brush chipping only, no composting

**Landscape Waste  
Compost Facility  
Owners and Operators  
Alphabetic by County**

This page intentionally left blank.

<b>County Municipality</b>	<b>Facility Identification No.</b>	<b>Owner</b>	<b>Operator</b>
<b>Adams</b> Quincy	<b>Quincy Compost Facility</b> 0010650038	<b>City of Quincy</b> Alan C. Van De Boe 730 Maine St., Suite 215 Quincy, IL 62301 217-228-4555	<b>City of Quincy</b> Alan C. Van De Boe 200 E. Lock & Dam Road Quincy, IL 62301 217-228-4555
<b>Bond</b> Greenville	<b>D &amp; L Landfill Compost Facility (Inactive)</b> 0050050007 (Site inactive in 1996-2001)	<b>D &amp; L Landfill Inc.</b> Lee Roy McCray 825 Willard St., Rural Route 3 Greenville, IL 62246 618-664-2587	<b>D &amp; L Landfill Inc.</b> Lee Roy McCray 825 Willard St., Rural Route 3 Greenville, IL 62246 618-664-2587
<b>Champaign</b> Urbana	<b>Landscape Recycling Center</b> 0198270001	<b>City of Urbana, Public Works Dept.</b> Michael J. Brunk 706 S. Glover Ave. Urbana, IL 61802 217-384-2393	<b>City of Urbana, Public Works Dept.</b> Michael J. Brunk 706 S. Glover Ave. Urbana, IL 61802 217-384-2393
<b>Coles</b> Charleston	<b>Coles County Landfill Compost Facility</b> 0298050007	<b>Environmental Reclamation Co. (ERC), Coles Co. LF</b> Richard Galloway P.O. Box 137 Charleston, IL 61920 217-345-7404	<b>Environmental Reclamation Co. (ERC), Coles Co. LF</b> Richard Galloway P.O. Box 137 Charleston, IL 61920 217-345-7404
<b>Cook</b> Glencoe	<b>Chicago Botanic Garden</b> 0310990003	<b>Cook County Forest Preserve Dist.</b> Cynthia L. Baker 536 N. Harlem Ave. River Forest, IL 60305 847-835-8300	<b>Chicago Botanic Garden</b> Cynthia L. Baker P.O. Box 400 Glencoe, IL 60022 847-835-8300
<b>Cook</b> Chicago	<b>CID RDF #4 Compost Facility (Inactive)</b> 0310390001 (Certified closed 2-28-01)	<b>Waste Management of Illinois Inc.</b> Scott Combis P.O. Box 1309 Calumet City, IL 60409 773-646-3099	<b>Waste Management of Illinois Inc.</b> Scott Combis P.O. Box 1309 Calumet City, IL 60409 773-646-3099
<b>Cook</b> Des Plaines	<b>Des Plaines Compost Facility (Inactive)</b> 0310630003 (Inactive in 2001)	<b>City of Des Plaines, Public Works</b> Jerry A. Lecocq 1111 Joseph Schwab Road Des Plaines, IL 60016 847-391-5473	<b>Jerome Matula</b> Jerry A. Lecocq 1111 Joseph Schwab Road Des Plaines, IL 60016 847-391-5473
<b>Cook</b> Chicago	<b>Harbor View Compost Facility #1 (Inactive)</b> 0316000034 (Permit being renewed and modified)	<b>Land &amp; Lakes Yard Waste Reclamation Inc.</b> Amanda R. Miller 123 N. Northwest Highway, P.O. Box 778 Park Ridge, IL 60068 708-720-7028	<b>Land &amp; Lakes Yard Waste Reclamation Inc.</b> Amanda R. Miller 123 N. Northwest Highway, P.O. Box 778 Park Ridge, IL 60068 708-720-7028
<b>Cook</b> Hazel Crest	<b>Hazel Crest Composting</b> 0311170002	<b>Village of Hazel Crest</b> Timothy G. Fassnacht 3000 W. 170th Place Hazel Crest, IL 60429 708-335-9600	<b>Village of Hazel Crest</b> Timothy G. Fassnacht 3000 W. 170th Place Hazel Crest, IL 60429 708-335-9600
<b>Cook</b> Evanston	<b>James Park Leaf Compost</b> 0310810013 (Site became re-active in 2001)	<b>City of Evanston</b> Glenn A. Crabtree 2020 Ashbury Avenue Evanston, IL 60201 847-866-2940	<b>City of Evanston</b> Glenn A. Crabtree 2020 Ashbury Ave. Evanston, IL 60201 847-866-2940

<b>County Municipality</b>	<b>Facility Identification No.</b>	<b>Owner</b>	<b>Operator</b>
<b>Cook</b> Chicago	<b>Land &amp; Lakes #1 &amp; #2 Compost Facility (Inactive)</b> 031600005 (Site inactive in 2001)	<b>MCM Land Co.</b> Amanda R. Miller 123 N. Northwest Highway, P.O. Box 778 Park Ridge, IL 60068 708-720-7028	<b>Land &amp; Lakes Co.</b> Amanda R. Miller 123 N. Northwest Highway, P.O. Box 778 Park Ridge, IL 60068 708-720-7028
<b>Cook</b> Dolton	<b>River Bend Prairie Compost Facility (Inactive)</b> 0310690003 (Site inactive in 2000)	<b>Land &amp; Lakes Yard Waste Reclamation Inc.</b> Amanda R. Miller 123 N. Northwest Highway, P.O. Box 778 Park Ridge, IL 60068 708-720-7028	<b>Land &amp; Lakes Co.</b> Amanda R. Miller 123 N. Northwest Highway, P.O. Box 778 Park Ridge, IL 60068 708-720-7028
<b>Cook</b> Winnetka	<b>Winnetka Municipal Compost Facility (Now Closed)</b> 0313330001 (Closed, 4-1-01)	<b>Village of Winnetka</b> Mayor or Public Works 510 Green Bay Road Winnetka, IL 60093 847-501-6000 x126	<b>DK Recycling Systems Inc.</b> Thomas R. Scheidt 21 N. Skokie Highway, Suite 105 Lake Bluff, IL 60044 847-234-5499
<b>DeKalb</b> DeKalb	<b>DeKalb County Landfill Compost Facility</b> 0378020001	<b>Waste Management of Illinois Inc.</b> Dale Hoekstra 18370 Somonauk Road DeKalb, IL 60115-8738 815-758-6906	<b>Waste Management of Illinois Inc.</b> Dale Hoekstra 18370 Somonauk Road DeKalb, IL 60115-8738 815-758-6906
<b>Kane</b> Elgin	<b>Elgin Compost Facility (Closed)</b> 0894380047	<b>City of Elgin</b> Tish Powell 150 Dexter Court Elgin, IL 60120 847-931-5980	<b>City of Elgin</b> Tish Powell 150 Dexter Court Elgin, IL 60120 847-931-5980
<b>Kankakee</b> Essex	<b>Joyce Farms Recycling Inc.</b> 0910355001 (Opened 9-12-00)	<b>Land Trust #883, Home Star Bank</b> 308 Section Line Road Manteno, IL 60950 815-468-2265	<b>Joyce Farms Recycling Inc.</b> Patrick Joyce P.O. Box 129 Essex, IL 60935 815-426-2133
<b>Kankakee</b> Kankakee	<b>Starlight Drive-in Compost Facility</b> 0918045001	<b>City of Kankakee, Public Works</b> Leroy Smith 401 W. Oak St. Kankakee, IL 60901 815-933-0472	<b>City of Kankakee, Public Works</b> Leroy Smith 401 W. Oak St. Kankakee, IL 60901 815-933-0472
<b>Kendall</b> Bristol	<b>Green Organics Inc.</b> 0938010005	<b>Green Organics Inc.</b> Joseph Mazza 290 S. Main Place Carol Stream, IL 60188 630-653-3700	<b>Green Organics Inc.</b> Joseph Mazza 290 S. Main Place Carol Stream, IL 60188 630-653-3700
<b>Knox</b> Wataga	<b>Knox County Landfill Compost Site</b> 0950600001	<b>Knox County Landfill Dept.</b> Larry Larson 1361 W. Fremont St. Galesburg, IL 61401 309-341-0901	<b>Knox County Landfill Dept.</b> Larry Larson 1361 W. Fremont St. Galesburg, IL 61401 309-341-0901
<b>Lake</b> Lake Bluff	<b>DK-Lake Bluff</b> 0970750012	<b>Village of Lake Bluff</b> Mayor or Public Works 40 E. Center Ave. Lake Bluff, IL 60044 847-866-2940	<b>DK Recycling Systems Inc.</b> Thomas R. Scheidt 21 N. Skokie Highway, Suite 105 Lake Bluff, IL 60044 847-234-5499



<b>County Municipality</b>	<b>Facility Identification No.</b>	<b>Owner</b>	<b>Operator</b>
Lake Bluff	<b>Lake Bluff Municipal #2 Compost Facility</b> 0970750002	<b>Village of Lake Bluff</b> Mayor or Public Works 40 E. Center Ave. Lake Bluff, IL 60044 847-866-2940	<b>DK Recycling Systems Inc.</b> Thomas R. Scheidt 21 N. Skokie Highway, Suite 105 Lake Bluff, IL 60044 847-234-5499
Lake Forest	<b>Lake Forest Recycling &amp; Compost Center</b> 0970800005	<b>City of Lake Forest</b> Mayor or Public Works 220 E. Deerpath Lake Forest, IL 60045 708-234-3537	<b>DK Recycling Systems Inc.</b> Thomas R. Scheidt 21 N. Skokie Highway, Suite 105 Lake Bluff, IL 60044 847-234-5499
Deerfield	<b>Land &amp; Lakes #5 Compost Facility</b> 0978120004	<b>Prairie Recreational Developments Inc.</b> Amanda R. Miller 123 N. Northwest Highway, P.O. Box 778 Park Ridge, IL 60068 708-720-7028	<b>Land &amp; Lakes Co.</b> Amanda R. Miller 123 N. Northwest Highway, P.O. Box 778 Park Ridge, IL 60068 708-720-7028
Lake Bluff	<b>LDK Compost</b> 0971250014 (AKA DK Lenzini)	<b>MBL Development</b> Robert Lenzini 200 Industrial Drive Lincolnshire, IL 60069 847-634-9561	<b>LDK Composting Inc.</b> Thomas R. Scheidt 21 N. Skokie Highway, Suite 105 Lake Bluff, IL 60044 847-234-5499
LaSalle Peru	<b>Peru Municipal Landfill #2 Compost Facility</b> 0990850002	<b>City of Peru</b> Stephen L. Kowalczyk 706 Putnam St. Peru, IL 61354 815-448-2962	<b>City of Peru</b> Steven L. Kowalczyk 706 Putnam St. Peru, IL 61354 815-488-2962
LaSalle Ottawa	<b>States Land Improvement LSW Processing</b> 0990800040	<b>States Land Improvement Corp.</b> Mark Dykema P.O. Box 520 Ottawa, IL 61350 815-434-1808	<b>States Land Improvement Corp.</b> Mark Dykema P.O. Box 520 Ottawa, IL 61350 815-434-1808
Lee Dixon	<b>Dixon/GROP Landfill #2 Compost Facility (Inactive)</b> 1038010002	<b>City of Dixon</b> Director of Public Works or Mayor 121 W. Second St. Dixon, IL 61021 815-288-1485	<b>Allied Waste Industries of Illinois</b> Roger Groen 13832 Kostner Ave. Crestwood, IL 60445 708-824-3060
Macon Decatur	<b>Macon County Composting Facility</b> 1150150066	<b>Romer Brothers Environmental Recycling Inc.</b> Mike Romer 4225 N. Bearsdale Road Decatur, IL 62526 217-877-1596 or 217-877-0888	<b>Romer Brothers Environmental Recycling Inc.</b> Mike Romer 4225 N. Bearsdale Road Decatur, IL 62526 217-877-1596 or 217-877-0888
Macon Decatur	<b>Macon County Landfill Compost Facility (Now Inactive)</b> 1158040008 (No longer accepts LSW)	<b>Macon County Landfill Corp.</b> Kevin Shaw Rural Route 8, P.O. Box 115-Hill Road Decatur, IL 62522 217-963-2976	<b>Macon County Landfill Corp.</b> Kevin Shaw Rural Route 8, P.O. Box 115-Hill Road Decatur, IL 62522 217-963-2976
Madison Roxana	<b>Roxana Landfill Compost Facility</b> 1190250011	<b>Roxana Landfill Inc.</b> Byran Deming 4600 Cahokia Creek Road Roxana, IL 62084 618-656-6912	<b>Roxana Landfill Inc.</b> Bryan Deming 4600 Cahokia Creek Road Roxana, IL 62084 618-656-6912

<b>County Municipality</b>	<b>Facility Identification No.</b>	<b>Owner</b>	<b>Operator</b>
<b>Madison</b> Granite City	<b>South Chain of Rocks RDF-Phase 2 Compost Facility (Now Closed)</b> 1198010002	<b>Waste Management of Illinois Inc.</b> Joe Durako 601 Madison Road East St. Louis, IL 62201 618-271-6788 Ext. 122	<b>Waste Management of Illinois Inc.</b> Joe Durako 601 Madison Road East St. Louis, IL 62201 618-271-6788 Ext. 122
<b>Marion</b> Centralia	<b>Centralia Landscape &amp; Waste Recycling</b> 1218020012	<b>City of Centralia, Public Works</b> Donald E. Copple 222 S. Poplar St. Centralia, IL 62801 618-533-7640	<b>City of Centralia, Public Works</b> Donald E. Copple 222 S. Poplar St. Centralia, IL 62801 618-533-7640
<b>Marion</b> Salem	<b>Salem Municipal Landfill #2 Compost Facility</b> 1218130007 (Permit renewal pending)	<b>City of Salem, Public Works</b> John Pruden 101 S. Broadway Salem, IL 62881 618-548-2222 Ext. 232	<b>City of Salem, Public Works</b> John Pruden 101 S. Broadway Salem, IL 62881 618-548-2222 Ext. 232
<b>McHenry</b> Crystal Lake	<b>Crystal Lake Composting</b> 1110150034	<b>City of Crystal Lake, Engineering Dept.</b> Clyde F. Wakefield P.O. Box 597 Crystal Lake, IL 60014 815-459-2020	<b>City of Crystal Lake, Engineering Dept.</b> Clyde F. Wakefield P.O. Box 597 Crystal Lake, IL 60014 815-459-2020
<b>McHenry</b> Fox Lake	<b>Thelen Sand &amp; Gravel</b> 1114200001	<b>Thelen Sand &amp; Gravel</b> Steve Thelen 28955 W. Route 173-B Antioch, IL 60002 847-395-3313	<b>Thelen Sand &amp; Gravel</b> Steve Thelen 28955 W. Route 173-B Antioch, IL 60002 847-395-3313
<b>Peoria</b> Brimfield	<b>Peoria City/County Landfill #1 Compost Site</b> 1438165005 (New operator in 2001)	<b>City of Peoria/County of Peoria Joint Solid Waste Disposal Facility Board</b> Stephen VanWinkle 419 Fulton St., Room 307 Peoria, IL 61602 309-494-8800	<b>Waste Management of Illinois Inc.</b> Steven R. Harenberg 3550 E. Washington St. East Peoria, IL 61611 309-694-0295
<b>Rock Island</b> East Moline	<b>Upper Rock Island County Landfill</b> 1618100014 (Permit renewed 11-19-01)	<b>Upper Rock Island County Landfill</b> David Geier 17201 20th Ave. North East Moline, IL 61244 309-496-2396	<b>Upper Rock Island County Landfill</b> David Geier 17201 20th Ave. North East Moline, IL 61244 309-496-2396
<b>Sangamon</b> Springfield	<b>Dirksen Parkway Compost Facility</b> 1671200110	<b>Secretary of State, Physical Services</b> Dave Rusciolelli Room 189, Howlett Building Springfield, IL 62756 217-782-6530	<b>Secretary of State, Physical Services</b> Dave Rusciolelli 2901 S. Dirksen Parkway Springfield, IL 62702 217-782-6530
<b>Sangamon</b> Springfield	<b>Sangamon One (Closed)</b> 1671200134 (Brush-chipping only)	<b>City of Springfield</b> Public Works Director Municipal Center West Springfield, IL 62701 217-789-2255	<b>City of Springfield</b> Director of Public Works Municipal Center West Springfield, IL 62701 217-789-2255
<b>St. Clair</b> Belleville	<b>BFI Modern Landfill Compost Facility</b> 1630100022 (Permit renewal pending)	<b>BFI Waste Systems of N. America Inc.</b> Rodd Bloese 12976 St. Charles Rock Road Bridgeton, MO 63044 314-739-7517	<b>Pioneer Southern Inc. (Affiliate of the Good Earth Inc.)</b> Guenter Burkhardt 5960 Broadway Lancaster, NY 14086 716-684-8111

<b>County Municipality</b>	<b>Facility Identification No.</b>	<b>Owner</b>	<b>Operator</b>
<b>St. Clair</b> Marissa	<b>Cottonwood Hills Compost Facility (Under Development)</b> 1630755017 (Expected to open Spring 2003)	<b>Waste Management of Illinois Inc.</b> Joe Durako 601 Madison Road East St. Louis, IL 62201 618-271-6788 Ext. 122	<b>Waste Management of Illinois Inc.</b> Joe Durako 601 Madison Road East St. Louis, IL 62201 618-271-6788 Ext. 122
<b>St. Clair</b> East St. Louis	<b>Milam RDF Compost Facility</b> 1630450001	<b>Waste Management of Illinois Inc.</b> Joe Durako 601 Madison Road East St. Louis, IL 62201 618-271-6788 Ext. 122	<b>Waste Management of Illinois Inc.</b> Joe Durako 601 Madison Road East St. Louis, IL 62201 618-271-6788 Ext. 122
<b>Stephenson</b> Freeport	<b>Freeport Municipal Landfill #4 Compost Facility</b> 1770200015	<b>City of Freeport</b> Jeffrey B. Mikkelsen 230 W. Stephenson St. Freeport, IL 61032 815-235-8221	<b>City of Freeport</b> Jeffrey B. Mikkelsen 230 W. Stephenson St. Freeport, IL 61032 815-235-8221
<b>Tazewell</b> Pekin	<b>Pekin Composting Facility</b> 1790600019	<b>Jerry Mahoney</b> 14379 Illinois Route 29 Pekin, IL 61554 309-347-7166	<b>City of Pekin</b> Jerry Mahoney 400 Margaret St. Pekin, IL 61554 309-347-7166
<b>Vermilion</b> Danville	<b>Brickyard Disposal &amp; Recycling Compost Facility</b> 1838040029	<b>Brickyard Disposal &amp; Recycling Inc.</b> Kenny Samet P.O. Box 985 Danville, IL 61834-0985 217-443-3128	<b>City of Danville</b> Dennis Cool 17 W. Main St. Danville, IL 61832 217-431-2395
<b>Wabash</b> Mt. Carmel	<b>Mt. Carmel Compost Facility (Closed)</b> 1850200017 (Closed after 10-99)	<b>City of Mt. Carmel</b> Mayor or Public Works 219 Market St. Mt. Carmel, IL 62863 618-262-4822	<b>City of Mt. Carmel</b> Mayor or Public Works 219 Market St. Mt. Carmel, IL 62863 618-262-4822
<b>Warren</b> Monmouth	<b>Monmouth Municipal</b> 1878080001	<b>City of Monmouth</b> Andrew Jackson 112 N. Main St. Monmouth, IL 61462 309-734-4026	<b>City of Monmouth</b> Andrew Jackson 112 N. Main St. Monmouth, IL 61462 309-734-2141
<b>Washington</b> Nashville	<b>Nashville Municipal Compost Facility</b> 1890300009 (Permit renewal 6-6-02)	<b>City of Nashville, Mayor's Office</b> Mayor Raymond Kolweier 190 N. East Court St. Nashville, IL 62263 618-327-3058	<b>City of Nashville, Mayor's Office</b> Mayor Raymond Kolweier 190 N. East Court St. Nashville, IL 62263 618-327-3058
<b>Will</b> Joliet	<b>CDT Landfill Corp. Compost Facility</b> 1978170005	<b>CDT Landfill Corp.</b> Jeffrey Geiss 2851 Mound Road Joliet, IL 60436 815-741-0736	<b>CDT Landfill Corp.</b> Jeffrey Geiss 2851 Mound Road Joliet, IL 60436 815-741-0736
<b>Will</b> Romeoville	<b>Land &amp; Lakes/Willow Ranch Compost Facility</b> 1978030003 (Permit renewal pending)	<b>LaSalle Bank of North America</b> 2355 S. Arlington Heights Road Arlington Heights, IL 60005 847-545-5481	<b>Land &amp; Lakes Yard Waste Reclamation Inc.</b> Amanda R. Miller 123 N. Northwest Highway, P.O. Box 778 Park Ridge, IL 60068 708-720-7028

<b>County Municipality</b>	<b>Facility Identification No.</b>	<b>Owner</b>	<b>Operator</b>
<b>Will</b> Romeoville	<b>Willow Ranch Composting Facility</b> 1970100001 (Permit renewal pending)	<b>LaSalle Bank of North America</b> 2355 S. Arlington Heights Road Arlington Heights, IL 60005 847-545-5481	<b>Land &amp; Lakes Yard Waste Reclamation Inc.</b> Amanda R. Miller 123 N. Northwest Highway, P.O. Box 778 Park Ridge, IL 60068 708-720-7028
<b>Williamson</b> Carterville	<b>New Earth</b> 1998520006	<b>New Earth</b> Joseph Groskind 11189 Samuel Road Carterville, IL 62918 618-985-5007	<b>New Earth</b> Joseph Groskind 11189 Samuel Road Carterville, IL 62918 618-985-5007
<b>Winnebago</b> Cherry Valley	<b>Rockford Composting Facility</b> 2010301128 (New operator in January 2000)	<b>City of Rockford</b> Tom Tullock 425 E. State St. Rockford, IL 61104 815-967-6737	<b>Rock River Disposal Services Inc.</b> Larry W. Lyons 2652 Eastrock Drive, Suite 2B Rockford, IL 61109 815-381-5641
<b>Winnebago</b> Rockford	<b>South Meridian Composting</b> 2010300109 (Permit renewal pending)	<b>North Rockford Investment</b> P.O. Box 1171 Rockford, IL 61105 815-378-0967	<b>Meridian Compost Corporation</b> Robert Markman 1800 S. Meridian Road Rockford, IL 61102 563-322-1783

**Landscape Waste  
Compost Facilities  
Ranked by  
Wastes Received**

**2001**

This page intentionally left blank.

Compost Facility Name	Municipality	County	Tons/Year	Rank	Remarks	Page
Thelen Sand & Gravel	Fox Lake	McHenry	43,778	1		R2.103
Land & Lakes #5	Deerfield	Lake	32,145	2		R2.98
Roxana Landfill Compost Facility	Roxana	Madison	26,422	3		R6.23
Joyce Farms Recycling Inc.	Essex	Kankakee	23,400	4	Opened 9-12-00	R2.94
Rockford Composting Facility	Cherry Valley	Winnebago	20,597	5	New operator 01-00	R1.24
LDK Compost	Lake Bluff	Lake	17,964	6	AKA DK Lenzini	R2.100
Milam RDF	East St. Louis	St. Clair	17,906	7		R6.21
Willow Ranch Composting Facility	Romeoville	Will	14,917	8	Permit renewal pending	R2.99
Land & Lakes/Willow Ranch	Romeoville	Will	14,917	8	Permit renewal pending	R2.104
South Meridian Composting	Rockford	Winnebago	14,537	10	Permit renewal pending	R1.25
DeKalb County Landfill	DeKalb	DeKalb	13,585	11		R1.20
Landscape Recycling Center	Urbana	Champaign	12,054	12		R4.24
Green Organics Inc.	Bristol	Kendall	11,090	13		R2.90
CDT Landfill Corp.	Joliet	Will	9,785	14		R2.83
Peoria City/Co. LF #1 Compost Site	Brimfield	Peoria	7,732	15	New operator in 2001	R3.21
BFI Modern Landfill	Belleville	St. Clair	7,218	16	Permit renewal pending	R6.17
Macon County Composting Facility	Decatur	Macon	5,760	17		R4.25
South Chain of Rocks RDF-Phase 2	Granite City	Madison	4,664	18		R6.25
Crystal Lake Composting	Crystal Lake	McHenry	3,445	19		R2.86
Knox County Landfill Compost Site	Wataga	Knox	3,287	20		R3.18
Lake Forest Recycling Center	Lake Forest	Lake	3,274	21		R2.96
Freeport Municipal Landfill #4	Freeport	Stephenson	2,829	22		R1.22
Hazel Crest Composting	Hazel Crest	Cook	2,374	23		R2.92
Monmouth Municipal	Monmouth	Warren	2,323	24		R3.19
Pekin Composting Facility	Pekin	Tazewell	2,246	25		R3.20
James Park Leaf Compost	Evanston	Cook	2,132	26	Site re-active 2001	R2.93
Upper Rock Island County Landfill	East Moline	Rock Island	1,923	27	Permit renewed 11-19-01	R3.22
Brickyard Disposal & Recycling	Danville	Vermilion	1,587	28		R4.22
DK-Lake Bluff	Lake Bluff	Lake	1,494	29		R2.88
New Earth	Cartersville	Williamson	1,287	30		R7.15
Peru Municipal Landfill #2	Peru	LaSalle	1,237	31		R1.23
Chicago Botanic Garden	Glencoe	Cook	1,212	32		R2.84
Quincy Compost Facility	Quincy	Adams	1,113	33		R5.14
Coles County Landfill	Charleston	Coles	863	34		R4.23
Macon County Landfill	Decatur	Macon	729	35	No longer accepts LSW	R4.26
States Land Improve. LSW Processing	Ottawa	LaSalle	560	36		R1.26
Salem Municipal Landfill #2	Salem	Marion	545	37	Permit renewal pending	R6.24
Lake Bluff Municipal #2 Compost Fac.	Lake Bluff	Lake	309	38		R2.95
Nashville Municipal	Nashville	Washington	294	39	Renewal 6-6-02	R6.22
Centralia Landscape & Waste Recycling	Centralia	Marion	72	40		R6.18
Winnetka Municipal	Winnetka	Cook	54	41	Closed, 4-1-01	R2.105
Starlight Drive-in Compost Facility	Kankakee	Kankakee	30	42		R2.102
Dirksen Parkway Compost Facility	Springfield	Sangamon	11	43		R5.13
<b>Total</b>			<b>333,701</b>			
<b>Average</b>			<b>7,760</b>			

This page intentionally left blank.



# Solid Waste Planning & Recycling

Appendices K, L & M

This page intentionally left blank.

**Contact List for  
Solid Waste Planning  
and Recycling  
Alphabetic by County**

This page intentionally left blank.

County	Organization	Contact	Phone
Adams	Adams County Health Department	Mr. Leonard Schnellbecker	217-222-8440 Ext. 132
Alexander	Southern Five Regional Planning Commission	Ms. Susan Snow	618-634-2284
Bond	Bond County Health Department	Ms. Crystal Lingley	618-664-1442 Ext. 149
Boone	Boone County Government	Mr. Kenneth Terrinoni	815-547-4770
Brown	Two Rivers Regional Council of Public Officials	Ms. Victoria Hayden	217-224-8171 Ext. 309
Bureau	Bureau County Courthouse	Ms. Kristine Donarski	815-875-2077
Calhoun	Calhoun County	Mr. Lester Sontag	618-576-2589
Carroll	JoDaviess/Carroll County Solid Waste Agency	Mr. Paul Hartman	815-273-2251
Cass	Two Rivers Regional Council of Public Officials	Ms. Victoria Hayden	217-224-8171 Ext. 309
Champaign	Champaign County Administrator's Office	Ms. Deb Busey	217-384-3776 or 3720
Christian	Christian Co. Solid Waste Management Dept.	Mr. Joe Stepping	217-287-2334
Clark	Clark County Health Department	Mr. Mike Henry	217-382-4207
Clay	Clay County Health Department	Mr. Bill Jay Bruce	618-662-4406
Clinton	Clinton County Health Department	Mr. Mike McMillan	618-594-2723
Coles	Coles Co. Reg. Planning and Devel. Commission	Mr. Jeff Lahr	217-348-0521
Cook	Cook Co. Dept. of Environmental Control	Mr. Raymond Akers Jr.	312-603-8217
	Chicago Department of Environment	Ms. Erin Keane	312-744-5918
	South Suburban Mayors and Managers Assoc.	Ms. Karen Hoffschmidt	708-206-1155
	Solid Waste Agency of Northern Cook County	Mr. C. Brooke Beal	847-296-9205
	West Cook County Solid Waste Agency	Ms. Corinne English	708-450-0100 Ext. 255
Crawford	Ambraw Valley Solid Waste Management Agency	Mr. Richard Ralston	618-544-7045
Cumberland	Cumberland County Courthouse	Ms. Priscilla Schrock	217-849-2631
DeKalb	DeKalb County Health Department	Ms. Patricia Dashney	815-748-2451
DeWitt	DeWitt County Courthouse	Mr. Clark Rogers	217-935-8391
Douglas	Douglas County Health Department	Ms. Cathy Hayden	217-253-4137
DuPage	DuPage County Public Works	Ms. Stephanie Glowienke	630-682-7373
Edgar	Edgar County Courthouse	Ms. Rebecca R. Kraemer	217-466-7433
Edwards	Edwards County Courthouse	Ms. Becky Alka	618-445-2818
Effingham	Effingham County Health Department	Ms. Donna Overbeck	217-342-9237
Fayette	Fayette County Health Department	Mr. Rodney Schultz	618-283-1044
Ford	Ford County Board Member	Mr. Bob Lindgren	217-386-2442
Franklin	Courthouse, Public Square	Mr. Keith Ward	618-439-4038
Fulton	Fulton County Health Department	Ms. Rita Wilkinson	309-647-1134 Ext. 241
Gallatin	Egyptian Health Department	Mr. Danny January	618-272-4691
Greene	Jersey County Courthouse	Mr. Alley Ringhausen	618-535-3835/618-467-2265
Grundy	Grundy County Office of Solid Waste Mgt.	Mr. Dean Reed	815-941-3214
Hamilton	Hamilton County Courthouse	Ms. Lovella Craddock	618-643-2721
Hancock	Hancock County Courthouse	Mr. Kenneth Nudd	217-453-6502
Hardin	Hardin County Courthouse	Mr. Wayne Eichorn	618-287-2251
Henderson	Henderson County Courthouse	Mr. John Carrier	309-867-2780
Henry	Zoning/Building Office	Mr. William J. Philhower	309-937-3419
Iroquois	Iroquois County Administrative Center	Mr. Brian Martell	815-683-2905
Jackson	Jackson County Health Department	Mr. Bart Hagston	618-684-3143 Ext. 136
Jasper	Jasper County Highway Department	Mr. Richard Patterson	618-783-2915
Jefferson	Jefferson County Health Department	Mr. Gary Ashby	618-244-7134/618-244-2640
Jersey	Jersey County Courthouse	Mr. Alley Ringhausen	618-535-3835/618-467-2265
JoDaviess	JoDaviess/Carroll County Solid Waste Agency	Mr. Paul Hartman	815-273-2251
Johnson	Southern Five Regional Planning Commission	Ms. Susan Snow	618-634-2284
Kane	Kane County Environmental Mgt. Dept.	Mr. Gary Mielke	630-208-3841
Kankakee	Kankakee County	Mr. Efraim Gil	815-937-2940
Kendall	Kendall County	Mr. Marlin Hartman	815-467-9201
Knox	Knox County Landfill Department	Mr. Larry Larson	309-341-0901
Lake	Solid Waste Agency of Lake County	Mr. Peter Adrian	847-336-9340 x 3
LaSalle	LaSalle County Environmental Services and Development	Mr. Michael E. Harsted	815-434-8666
Lawrence	Ambraw Valley Solid Waste Management Agency	Mr. Richard Ralston	618-544-7045

County	Organization	Contact	Phone
Lee	Old Lee County Courthouse	Mr. Walter Willis	815-284-1164
Livingston	Livingston County Zoning Department	Mr. Chuck Schopp	815-844-7741
Logan	Logan County Joint Solid Waste Agency	Mr. Kenneth Schwab	217-732-9636
Macon	Macon County Solid Waste Management Dept.	Ms. Kristin Simon	217-425-4512
Macoupin	Macoupin County	Mr. Richard Lounsbury	217-854-3717
Madison	Madison County Planning and Development	Ms. Denise McCleary	618-692-6200 Ext. 4666
Marion	Marion County Courthouse	Mr. Steve Bailey	618-548-3400
Marshall	Three County Recycling Program	Ms. Cassie Jeffery	815-875-3396
Mason	Two Rivers Regional Council of Public Officials	Ms. Victoria Hayden	217-224-8171 Ext. 309
Massac	Southern Five Regional Planning Commission	Ms. Susan Snow	618-634-2284
McDonough	Western Illinois Regional Council	Mr. Chad Braatz	309-837-3941
McHenry	McHenry Co. Dept. of Planning and Development	Ms. Leonore Buckley	815-334-4560
McLean	Ecology Action Center	Ms. Michelle Covi	309-454-3169
Menard	Menard County Health Department	Mr. Steve Moss	217-632-3196
Mercer	Western Illinois Regional Council	Mr. Chad Braatz	309-837-3941
Monroe	Monroe-Randolph Bi-County Health Department	Mr. John Wagner	618-939-3871 Ext. 13
Montgomery	Montgomery Co. Coordinated Services Office	Ms. Christine Daniels	217-532-9577
Morgan	Morgan County Courthouse	Mr. John A. Killam	217-245-4619
Moultrie	Moultrie County Courthouse	Ms. Georgia England	217-728-4389
Ogle	Ogle Co. Solid Waste Management Dept.	Mr. Steve Rypkema	815-732-4020
Peoria	County of Peoria	Ms. Karen Raithe	309-672-6932
Perry	Perry County Government Building	Mr. Danny Wildermuth	618-357-5144
Piatt	Piatt County Courthouse	Mr. Robert H. Scheffer	217-762-7009
Pike	Pike County Cooperative Extension Service	Ms. Marianne M. Adams	217-285-5543
Pope	Pope County Courthouse	Ms. Kelly King	618-683-8101
Pulaski	Southern Five Regional Planning Commission	Ms. Susan Snow	618-634-2284
Putnam	Three County Recycling Program	Ms. Cassie Jeffery	815-875-3396
Randolph		Mr. Mike Springston	618-443-4127
Richland	Ambraw Valley Solid Waste Management Agency	Mr. Richard Ralston	618-544-7045
Rock Island	Bi-State Regional Commission	Mr. Mike Boesen	309-788-8925
Saline	Egyptian Health Department	Mr. Danny January	618-272-4691
Sangamon	Sangamon County Department of Public Health	Ms. Natalie Albers	217-535-3100
Schuyler	Two Rivers Regional Council of Public Officials	Ms. Victoria Hayden	217-224-8171 Ext. 309
Scott	Two Rivers Regional Council of Public Officials	Ms. Victoria Hayden	217-224-8171 Ext. 309
Shelby	Shelby County Courthouse	Ms. Marjorie J. Strohl	217-774-4421
St. Clair	St. Clair County Health Department	Ms. Karen M. Stokes	618-233-7769
Stark	Three County Recycling Program	Ms. Cassie Jeffery	815-875-3396
Stephenson	Stephenson County Solid Waste Department	Mr. Chris Isbell	815-235-7497
Tazewell	Tazewell County Health Department	Mr. Ray Corey	309-925-5511
Union	Southern Five Regional Planning Commission	Ms. Susan Snow	618-634-2284
Vermilion	Vermilion County Health Department	Ms. Lynn Wolgamot	217-431-2662 Ext. 249
Wabash	Wabash County Health Department	Ms. Marina Sample	618-263-3873
Warren	Western Illinois Regional Council	Mr. Chad Braatz	309-837-3941
Washington	Washington County Health Department	Ms. Sandra Getz	618-327-3644
Wayne	Wayne County Health Department	Mr. Clark Griffith	618-842-5166
White	Egyptian Health Department	Mr. Danny January	618-272-4691
Whiteside	Whiteside County Public Works Department	Mr. Peter Petrowsky	815-772-7869
Will	Will Co. Land Use Dept., Waste Svs. Div.	Mr. Larry Newton	815-727-8834
Williamson	Williamson County Courthouse	Mr. Barney R. Boren	618-997-1301 Ext. 101
Winnebago	Winnebago County Administration Building	Mr. Steve Chapman	815-987-2590 or 987-3068
Woodford	Association for the Developmentally Disabled	Mr. Robert L. Harbin Jr.	309-467-3015

**Adoption Dates  
And Updates for  
Solid Waste  
Management Plans  
Alphabetic by County**

This page intentionally left blank.



County	Organization	Original Plan		Five Year Plan Update	
		Adopted	Readopted	Completed	Due Date
Adams	Adams County Health Department	1-13-93	8-10-93	No	8-10-98
Alexander	Southern Five Regional Planning Commission	4-20-94	9-20-94	No	9-20-99
Bond	Bond County Health Department	2-7-95	1-2-96	2-7-01	1-2-01
Boone	Boone County Government	2-23-95		12-10-01	2-23-00
Brown	Two Rivers Regional Council of Public Officials	2-14-95	9-11-95	9-8-00	9-11-00
Bureau	Bureau County Courthouse	6-13-95		6-13-00	6-13-00
Calhoun	Calhoun County	6-6-96		4-5-01	6-6-01
Carroll	JoDavieess/Carroll County Solid Waste Agency	2-16-95		2-16-00	2-16-00
Cass	Two Rivers Regional Council of Public Officials	2-27-95	9-11-95	9-8-00	9-11-00
Champaign	Champaign County Administrator's Office	2-19-91		11-19-96	2-19-96
Christian	Christian Co. Solid Waste Management Dept.	7-12-94	10-11-94	10-12-00	10-11-99
Clark	Clark County Health Department	7-12-96		1-11-02	7-12-01
Clay	Clay County Health Department	7-9-96		No	7-9-01
Clinton	Clinton County Health Department	3-20-95	1-15-96	8-1-01	1-15-01
Coles	Coles Co. Reg. Planning and Devel. Commission	7-9-96		No	7-9-01
Cook	Cook Co. Dept. of Environmental Control	5-7-95		10-6-00	5-7-00
	Chicago Department of Environment	3-25-92		12-1-97	3-25-97
	South Suburban Mayors and Managers Assoc.	5-2-91		N/A	N/A
	Solid Waste Agency of Northern Cook County	4-10-91		N/A	N/A
	West Cook County Solid Waste Agency	6-18-92	9-17-92	5-3-00	6-18-97
Crawford	Ambraw Valley Solid Waste Management Agency	1-13-95	10-13-95	10-6-00	10-13-00
Cumberland	Cumberland County Courthouse	7-9-96		No	7-9-01
DeKalb	DeKalb County Health Department	3-15-95		4-19-00	3-15-00
DeWitt	DeWitt County Courthouse	1-12-95	9-14-95	5-17-01	9-14-00
Douglas	Douglas County Health Department	1-17-95	9-20-95	1-17-01	9-20-00
DuPage	DuPage County Public Works	2-26-91		11-12-96	2-26-96
Edgar	Edgar County Courthouse	7-17-96		No	7-17-01
Edwards	Edwards County Courthouse	6-3-96		5-29-01	6-3-01
Effingham	Effingham County Health Department	12-19-94		12-22-99	12-19-99
Fayette	Fayette County Health Department	12-13-94		12-3-99	12-13-99
Ford	Ford County Board Member	1-17-95	9-12-95	No	9-12-00
Franklin	Courthouse, Public Square	8-20-95		11-20-01	8-20-00
Fulton	Fulton County Health Department	7-9-96		7-13-01	7-9-01
Gallatin	Egyptian Health Department	7-13-95		11-9-00	7-13-00
Greene	Jersey County Courthouse	6-12-96		12-6-01	6-12-01
Grundy	Grundy County Office of Solid Waste Mgt.	11-10-92	6-15-93	6-9-98	6-15-98
Hamilton	Hamilton County Courthouse	No	No	No	No
Hancock	Hancock County Courthouse	7-17-91		No	7-17-96
Hardin	Hardin County Courthouse	4-20-94	9-6-94	3-17-99	9-6-99
Henderson	Henderson County Courthouse	9-13-94		4-4-00	9-13-99
Henry	Zoning/Building Office	10-13-92		5-12-98	10-13-97
Iroquois	Iroquois County Administrative Center	12-10-91		4-8-97	12-10-96
Jackson	Jackson County Health Department	8-14-96		8-8-01	8-14-01
Jasper	Jasper County Highway Department	12-14-94		10-5-99	12-14-99
Jefferson	Jefferson County Health Department	8-12-96		12-10-01	8-12-01
Jersey	Jersey County Courthouse	6-11-96		No	6-11-01
JoDavieess	JoDavieess/Carroll County Solid Waste Agency	2-14-95		2-16-00	2-14-00
Johnson	Southern Five Regional Planning Commission	4-20-94	9-9-94	No	9-9-99
Kane	Kane County Environmental Mgt. Dept.	11-10-92		3-10-98	11-10-97
Kankakee	Kankakee County	10-12-93	8-8-95	8-1-00	8-8-00
Kendall	Kendall County	5-16-95		7-00	5-16-00
Knox	Knox County Landfill Department	6-19-96		11-21-01	6-19-01
Lake	Solid Waste Agency of Lake County	9-12-89	9-1-91	9-13-94	9-1-96

County	Organization	Original Plan		Five Year Plan Update	
		Adopted	Readopted	Completed	Due Date
LaSalle	LaSalle County Environmental Services and Development	11-7-91		11-7-96	11-7-96
Lawrence	Ambraw Valley Solid Waste Management Agency	1-11-95	10-11-95	10-6-00	10-11-00
Lee	Old Lee County Courthouse	8-18-93	9-18-93	10-20-98	9-18-98
Livingston	Livingston County Zoning Department	11-8-94		10-14-99	11-8-99
Logan	Logan County Joint Solid Waste Agency	1-17-95	9-19-95	9-19-00	9-19-00
Macon	Macon County Solid Waste Management Dept.	2-13-91		4-11-96	2-13-96
Macoupin	Macoupin County	6-10-96		5-14-02	6-10-01
Madison	Madison County Planning and Development	6-20-90	4-29-91	4-29-96	4-29-96
Marion	Marion County Courthouse	12-13-94		8-14-01	12-13-99
Marshall	Three County Recycling Program	6-8-95		6-8-00	6-8-00
Mason	Two Rivers Regional Council of Public Officials	2-14-95	10-10-95	9-8-00	10-10-00
Massac	Southern Five Regional Planning Commission	4-20-94	9-6-94	12-10-01	9-6-99
McDonough	Western Illinois Regional Council	2-14-95		4-12-00	2-14-00
McHenry	McHenry Co. Dept. of Planning and Development	8-20-91		11-18-97	8-20-96
McLean	Ecology Action Center	10-15-91	10-20-92	12-16-97	10-20-97
Menard	Menard County Health Department	2-28-95		3-6-00	2-28-00
Mercer	Western Illinois Regional Council	2-15-95		5-9-00	2-15-00
Monroe	Monroe-Randolph Bi-County Health Department	6-20-90	4-29-91	7-16-96	4-29-96
Montgomery	Montgomery Co. Coordinated Services Office	6-11-96		1-9-02	6-11-01
Morgan	Morgan County Courthouse	2-14-95	9-25-95	9-25-00	9-25-00
Moultrie	Moultrie County Courthouse	7-9-96		No	7-9-01
Ogle	Ogle Co. Solid Waste Management Dept.	11-17-92	6-15-93	6-16-98	6-15-98
Peoria	County of Peoria	5-13-91	6-11-91	5-3-96	6-11-96
Perry	Perry County Government Building	8-27-96		11-27-01	8-27-01
Piatt	Piatt County Courthouse	1-17-95	9-19-95	No	9-19-00
Pike	Pike County Cooperative Extension Service	2-17-95	9-26-95	9-8-00	9-26-00
Pope	Pope County Courthouse	4-20-94	9-6-94	No	9-6-99
Pulaski	Southern Five Regional Planning Commission	4-20-94	9-6-94	No	9-6-99
Putnam	Three County Recycling Program	6-12-95		6-12-00	6-12-00
Randolph	Monroe-Randolph Bi-County Health Department	2-27-95	1-16-96	10-25-01	1-16-01
Richland	Ambraw Valley Solid Waste Management Agency	1-10-95	10-10-95	10-6-00	10-10-00
Rock Island	Bi-State Regional Commission	2-19-91		1-23-96	2-19-96
Saline	Egyptian Health Department	7-20-95		10-19-00	7-20-00
Sangamon	Sangamon County Department of Public Health	2-5-91	7-9-91	8-13-96	7-9-96
Schuyler	Two Rivers Regional Council of Public Officials	2-13-95	9-11-95	9-8-00	9-11-00
Scott	Two Rivers Regional Council of Public Officials	2-6-95	9-18-95	9-8-00	9-18-00
Shelby	Shelby County Courthouse	7-10-96		No	7-10-01
St. Clair	St. Clair County Health Department	6-20-90	4-29-91	4-29-96	4-29-96
Stark	Three County Recycling Program	6-13-95		6-13-00	6-13-00
Stephenson	Stephenson County Solid Waste Department	11-9-94		10-12-99	11-9-99
Tazewell	Tazewell County Health Department	3-27-91	8-28-91	8-28-96	8-28-96
Union	Southern Five Regional Planning Commission	4-20-94	9-7-94	9-20-99	9-7-99
Vermilion	Vermilion County Health Department	11-15-94		10-12-99	11-15-99
Wabash	Wabash County Health Department	6-3-96		6-18-01	6-3-01
Warren	Western Illinois Regional Council	3-6-95		4-12-00	3-6-00
Washington	Washington County Health Department	3-14-95	3-5-96	5-13-01	3-5-01
Wayne	Wayne County Health Department	6-13-96		6-12-01	6-13-01
White	Egyptian Health Department	7-19-95		11-14-00	7-19-00
Whiteside	Whiteside County Public Works Department	9-18-91		11-19-96	9-18-96
Will	Will Co. Land Use Dept., Waste Svs. Div.	1-17-91		11-16-95	1-17-96
Williamson	Williamson County Courthouse	8-29-96		No	8-29-01
Winnebago	Winnebago County Administration Building	2-28-91		2-22-96	2-28-96
Woodford	Association for the Developmentally Disabled	7-12-94	11-14-95	12-12-00	11-14-00

County	Organization	Five Year Plan Update		Ten Year Plan Update	
		Completed	Due Date	Completed	Due Date
Adams	Adams County Health Department	No	8-10-98		8-10-03
Alexander	Southern Five Regional Planning Commission	No	9-20-99		9-20-04
Bond	Bond County Health Department	2-7-01	1-2-01		2-7-06
Boone	Boone County Government	12-10-01	2-23-00		12-10-06
Brown	Two Rivers Regional Council of Public Officials	9-8-00	9-11-00		9-8-05
Bureau	Bureau County Courthouse	6-13-00	6-13-00		6-13-05
Calhoun	Calhoun County	4-5-01	6-6-01		4-5-06
Carroll	JoDaviess/Carroll County Solid Waste Agency	2-16-00	2-16-00		2-16-05
Cass	Two Rivers Regional Council of Public Officials	9-8-00	9-11-00		9-8-05
Champaign	Champaign County Administrator's Office	11-19-96	2-19-96	1-23-02	11-19-01
Christian	Christian Co. Solid Waste Management Dept.	10-12-00	10-11-99		10-12-05
Clark	Clark County Health Department	1-11-02	7-12-01		1-11-07
Clay	Clay County Health Department	No	7-9-01		7-9-06
Clinton	Clinton County Health Department	8-1-01	1-15-01		8-1-06
Coles	Coles Co. Reg. Planning and Devel. Commission	No	7-9-01		7-9-06
Cook	Cook Co. Dept. of Environmental Control	10-6-00	5-7-00		10-6-05
	Chicago Department of Environment	12-1-97	3-25-97		12-1-02
	South Suburban Mayors and Managers Assoc.	N/A	N/A		N/A
	Solid Waste Agency of Northern Cook County	N/A	N/A		N/A
	West Cook County Solid Waste Agency	5-3-00	6-18-97		5-3-05
Crawford	Ambraw Valley Solid Waste Management Agency	10-6-00	10-13-00		10-6-05
Cumberland	Cumberland County Courthouse	No	7-9-01		7-9-06
DeKalb	DeKalb County Health Department	4-19-00	3-15-00		4-19-05
DeWitt	DeWitt County Courthouse	5-17-01	9-14-00		5-17-06
Douglas	Douglas County Health Department	1-17-01	9-20-00		1-17-06
DuPage	DuPage County Public Works	11-12-96	2-26-96	4-23-02	11-12-01
Edgar	Edgar County Courthouse	No	7-17-01		7-17-06
Edwards	Edwards County Courthouse	5-29-01	6-3-01		5-29-06
Effingham	Effingham County Health Department	12-22-99	12-19-99		12-22-04
Fayette	Fayette County Health Department	12-3-99	12-13-99		12-13-04
Ford	Ford County Board Member	No	9-12-00		9-12-05
Franklin	Courthouse, Public Square	11-20-01	8-20-00		11-20-06
Fulton	Fulton County Health Department	7-13-01	7-9-01		7-13-06
Gallatin	Egyptian Health Department	11-9-00	7-13-00		11-9-05
Greene	Jersey County Courthouse	12-6-01	6-12-01		12-6-06
Grundy	Grundy County Office of Solid Waste Mgt.	6-9-98	6-15-98		6-9-03
Hamilton	Hamilton County Courthouse	No	No		No
Hancock	Hancock County Courthouse	No	7-17-96	No	7-17-01
Hardin	Hardin County Courthouse	3-17-99	9-6-99		3-17-04
Henderson	Henderson County Courthouse	4-4-00	9-13-99		4-4-05
Henry	Zoning/Building Office	5-12-98	10-13-97		5-12-03
Iroquois	Iroquois County Administrative Center	4-8-97	12-10-96	09-10-02	4-8-02
Jackson	Jackson County Health Department	8-8-01	8-14-01		8-8-06
Jasper	Jasper County Highway Department	10-5-99	12-14-99		10-5-04
Jefferson	Jefferson County Health Department	12-10-01	8-12-01		12-10-06
Jersey	Jersey County Courthouse	No	6-11-01		6-11-06
JoDaviess	JoDaviess/Carroll County Solid Waste Agency	2-16-00	2-14-00		2-16-05
Johnson	Southern Five Regional Planning Commission	No	9-9-99		9-9-04
Kane	Kane County Environmental Mgt. Dept.	3-10-98	11-10-97		3-10-03
Kankakee	Kankakee County	8-1-00	8-8-00		8-1-05
Kendall	Kendall County	7-00	5-16-00		7-05
Knox	Knox County Landfill Department	11-21-01	6-19-01		11-21-06
Lake	Solid Waste Agency of Lake County	9-13-94	9-1-96	9-14-99	9-13-99

County	Organization	Five Year Plan Update		Ten Year Plan Update	
		Completed	Due Date	Completed	Due Date
LaSalle	LaSalle County Environmental Services and Development	11-7-96	11-7-96	10-29-01	11-7-01
Lawrence	Ambraw Valley Solid Waste Management Agency	10-6-00	10-11-00		10-6-05
Lee	Old Lee County Courthouse	10-20-98	9-18-98		10-20-03
Livingston	Livingston County Zoning Department	10-14-99	11-8-99		10-14-04
Logan	Logan County Joint Solid Waste Agency	9-19-00	9-19-00		9-19-05
Macon	Macon County Solid Waste Management Dept.	4-11-96	2-13-96	No	4-11-01
Macoupin	Macoupin County	5-14-02	6-10-01		5-14-07
Madison	Madison County Planning and Development	4-29-96	4-29-96	5-16-01	4-29-01
Marion	Marion County Courthouse	8-14-01	12-13-99		8-14-06
Marshall	Three County Recycling Program	6-8-00	6-8-00		6-8-05
Mason	Two Rivers Regional Council of Public Officials	9-8-00	10-10-00		9-8-05
Massac	Southern Five Regional Planning Commission	12-10-01	9-6-99		12-10-06
McDonough	Western Illinois Regional Council	4-12-00	2-14-00		4-12-05
McHenry	McHenry Co. Dept. of Planning and Development	11-18-97	8-20-96	09-03-02	11-18-02
McLean	Ecology Action Center	12-16-97	10-20-97		12-16-02
Menard	Menard County Health Department	3-6-00	2-28-00		3-6-05
Mercer	Western Illinois Regional Council	5-9-00	2-15-00		5-9-05
Monroe	Monroe-Randolph Bi-County Health Department	7-16-96	4-29-96	5-23-01	7-16-01
Montgomery	Montgomery Co. Coordinated Services Office	1-9-02	6-11-01		1-9-07
Morgan	Morgan County Courthouse	9-25-00	9-25-00		9-25-05
Moultrie	Moultrie County Courthouse	No	7-9-01		7-9-06
Ogle	Ogle Co. Solid Waste Management Dept.	6-16-98	6-15-98		6-16-03
Peoria	County of Peoria	5-3-96	6-11-96	4-12-01	5-3-01
Perry	Perry County Government Building	11-27-01	8-27-01		11-27-06
Piatt	Piatt County Courthouse	No	9-19-00		9-19-05
Pike	Pike County Cooperative Extension Service	9-8-00	9-26-00		9-8-05
Pope	Pope County Courthouse	No	9-6-99		5-25-06
Pulaski	Southern Five Regional Planning Commission	No	9-6-99		9-6-04
Putnam	Three County Recycling Program	6-12-00	6-12-00		6-12-05
Randolph	Monroe-Randolph Bi-County Health Department	10-25-01	1-16-01		10-25-06
Richland	Ambraw Valley Solid Waste Management Agency	10-6-00	10-10-00		10-6-05
Rock Island	Bi-State Regional Commission	1-23-96	2-19-96	3-20-01	1-23-01
Saline	Egyptian Health Department	10-19-00	7-20-00		10-19-05
Sangamon	Sangamon County Department of Public Health	8-13-96	7-9-96	11-13-01	8-13-01
Schuyler	Two Rivers Regional Council of Public Officials	9-8-00	9-11-00		9-8-05
Scott	Two Rivers Regional Council of Public Officials	9-8-00	9-18-00		9-8-05
Shelby	Shelby County Courthouse	No	7-10-01		7-10-06
St. Clair	St. Clair County Health Department	4-29-96	4-29-96	1-28-02	4-29-01
Stark	Three County Recycling Program	6-13-00	6-13-00		6-13-05
Stephenson	Stephenson County Solid Waste Department	10-12-99	11-9-99		10-12-04
Tazewell	Tazewell County Health Department	8-28-96	8-28-96	6-27-01	8-28-01
Union	Southern Five Regional Planning Commission	9-20-99	9-7-99		9-20-04
Vermilion	Vermilion County Health Department	10-12-99	11-15-99		10-12-04
Wabash	Wabash County Health Department	6-18-01	6-3-01		6-18-06
Warren	Western Illinois Regional Council	4-12-00	3-6-00		4-12-05
Washington	Washington County Health Department	5-13-01	3-5-01		5-13-06
Wayne	Wayne County Health Department	6-12-01	6-13-01		6-12-06
White	Egyptian Health Department	11-14-00	7-19-00		11-14-05
Whiteside	Whiteside County Public Works Department	11-19-96	9-18-96	11-1-01	11-19-01
Will	Will Co. Land Use Dept., Waste Svs. Div.	11-16-95	1-17-96	11-15-01	11-16-00
Williamson	Williamson County Courthouse	No	8-29-01		8-29-06
Winnebago	Winnebago County Administration Building	2-22-96	2-28-96	2-22-01	2-22-01
Woodford	Association for the Developmentally Disabled	12-12-00	11-14-00		12-12-05

County	Organization	Ten Year Plan Update		Fifteen Year Plan Update	
		Completed	Due Date	Completed	Due Date
Adams	Adams County Health Department		8-10-03		
Alexander	Southern Five Regional Planning Commission		9-20-04		
Bond	Bond County Health Department		2-7-06		
Brown	Two Rivers Regional Council of Public Officials		9-8-05		
Bureau	Bureau County Courthouse		6-13-05		
Calhoun	Calhoun County		4-5-06		
Carroll	JoDaviess/Carroll County Solid Waste Agency		2-16-05		
Cass	Two Rivers Regional Council of Public Officials		9-8-05		
Champaign	Champaign County Administrator's Office	1-23-02	11-19-01		1-23-07
Christian	Christian Co. Solid Waste Management Dept.		10-12-05		
Clark	Clark County Health Department		1-11-07		
Clay	Clay County Health Department		7-9-06		
Clinton	Clinton County Health Department		8-1-06		
Coles	Coles Co. Reg. Planning and Devel. Commission		7-9-06		
Cook	Cook Co. Dept. of Environmental Control		10-6-05		
	Chicago Department of Environment		12-1-02		
	South Suburban Mayors and Managers Assoc.		N/A		
	Solid Waste Agency of Northern Cook County		N/A		
	West Cook County Solid Waste Agency		5-3-05		
Crawford	Ambraw Valley Solid Waste Management Agency		10-6-05		
Cumberland	Cumberland County Courthouse		7-9-06		
DeKalb	DeKalb County Health Department		4-19-05		
DeWitt	DeWitt County Courthouse		5-17-06		
Douglas	Douglas County Health Department		1-17-06		
DuPage	DuPage County Public Works	4-23-02	11-12-01		4-23-07
Edgar	Edgar County Courthouse		7-17-06		
Edwards	Edwards County Courthouse		5-29-06		
Effingham	Effingham County Health Department		12-22-04		
Fayette	Fayette County Health Department		12-13-04		
Ford	Ford County Board Member		9-12-05		
Franklin	Courthouse, Public Square		11-20-06		
Fulton	Fulton County Health Department		7-13-06		
Gallatin	Egyptian Health Department		11-9-05		
Greene	Jersey County Courthouse		12-6-06		
Grundy	Grundy County Office of Solid Waste Mgt.		6-9-03		
Hamilton	Hamilton County Courthouse		No		
Hancock	Hancock County Courthouse	No	7-17-01		
Hardin	Hardin County Courthouse		3-17-04		
Henderson	Henderson County Courthouse		4-4-05		
Henry	Zoning/Building Office		5-12-03		
Iroquois	Iroquois County Administrative Center	09-10-02	4-8-02		9-10-07
Jackson	Jackson County Health Department		8-8-06		
Jasper	Jasper County Highway Department		10-5-04		
Jefferson	Jefferson County Health Department		12-10-06		
Jersey	Jersey County Courthouse		6-11-06		
JoDaviess	JoDaviess/Carroll County Solid Waste Agency		2-16-05		
Johnson	Southern Five Regional Planning Commission		9-9-04		
Kane	Kane County Environmental Mgt. Dept.		3-10-03		
Kankakee	Kankakee County		8-1-05		
Kendall	Kendall County		7-05		
Knox	Knox County Landfill Department		11-21-06		
Lake	Solid Waste Agency of Lake County	9-14-99	9-13-99		9-14-04
LaSalle	LaSalle County Environmental Services and Development	10-29-01	11-7-01		10-29-06

County	Organization	<u>Ten Year Plan Update</u>		<u>Fifteen Year Plan Update</u>	
		Completed	Due Date	Completed	Due Date
Lawrence	Ambrav Valley Solid Waste Management Agency		10-6-05		
Lee	Old Lee County Courthouse		10-20-03		
Livingston	Livingston County Zoning Department		10-14-04		
Logan	Logan County Joint Solid Waste Agency		9-19-05		
Macon	Macon County Solid Waste Management Dept.	No	4-11-01		
Macoupin	Macoupin County		5-14-07		
Madison	Madison County Planning and Development	5-16-01	4-29-01		5-16-06
Marion	Marion County Courthouse		8-14-06		
Marshall	Three County Recycling Program		6-8-05		
Mason	Two Rivers Regional Council of Public Officials		9-8-05		
Massac	Southern Five Regional Planning Commission		12-10-06		
McDonough	Western Illinois Regional Council		4-12-05		
McHenry	McHenry Co. Dept. of Planning and Development	09-03-02	11-18-02		9-3-07
McLean	Ecology Action Center		12-16-02		
Menard	Menard County Health Department		3-6-05		
Mercer	Western Illinois Regional Council		5-9-05		
Monroe	Monroe-Randolph Bi-County Health Department	5-23-01	7-16-01		5-23-06
Montgomery	Montgomery Co. Coordinated Services Office		1-9-07		
Morgan	Morgan County Courthouse		9-25-05		
Moultrie	Moultrie County Courthouse		7-9-06		
Ogle	Ogle Co. Solid Waste Management Dept.		6-16-03		
Peoria	County of Peoria	4-12-01	5-3-01		4-12-06
Perry	Perry County Government Building		11-27-06		
Piatt	Piatt County Courthouse		9-19-05		
Pike	Pike County Cooperative Extension Service		9-8-05		
Pope	Pope County Courthouse		5-25-06		
Pulaski	Southern Five Regional Planning Commission		9-6-04		
Putnam	Three County Recycling Program		6-12-05		
Randolph	Monroe-Randolph Bi-County Health Department		10-25-06		
Richland	Ambrav Valley Solid Waste Management Agency		10-6-05		
Rock Island	Bi-State Regional Commission	3-20-01	1-23-01		3-20-06
Saline	Egyptian Health Department		10-19-05		
Sangamon	Sangamon County Department of Public Health	11-13-01	8-13-01		11-13-06
Schuyler	Two Rivers Regional Council of Public Officials		9-8-05		
Scott	Two Rivers Regional Council of Public Officials		9-8-05		
Shelby	Shelby County Courthouse		7-10-06		
St. Clair	St. Clair County Health Department	1-28-02	4-29-01		1-28-07
Stark	Three County Recycling Program		6-13-05		
Stephenson	Stephenson County Solid Waste Department		10-12-04		
Tazewell	Tazewell County Health Department	6-27-01	8-28-01		6-27-06
Union	Southern Five Regional Planning Commission		9-20-04		
Vermilion	Vermilion County Health Department		10-12-04		
Wabash	Wabash County Health Department		6-18-06		
Warren	Western Illinois Regional Council		4-12-05		
Washington	Washington County Health Department		5-13-06		
Wayne	Wayne County Health Department		6-12-06		
White	Egyptian Health Department		11-14-05		
Whiteside	Whiteside County Public Works Department	11-1-01	11-19-01		11-1-06
Will	Will Co. Land Use Dept., Waste Svs. Div.	11-15-01	11-16-00		11-15-06
Williamson	Williamson County Courthouse		8-29-06		
Winnebago	Winnebago County Administration Building	2-22-01	2-22-01		2-22-06
Woodford	Association for the Developmentally Disabled		12-12-05		

**Municipal Waste  
Generation and Recycling  
Alphabetic by County**

This page intentionally left blank.



County	County Seat	Estimated Population	Waste Generated			Waste Recycled		
			Latest Data	Tons	PCD	Latest Data	Tons	Percent
Adams	Quincy	68,277	2001	74,763	6.0	2001	19,438	26.0
Alexander	Cairo	9,590	2001	10,151	5.8	2001	463	4.6
Bond	Greenville	17,070	1990	6,577	2.1	2001	2,188	33.3
Boone	Belvidere	41,786	2000	32,029	4.2	2000	8,802	27.5
Brown <sup>1</sup>	Mt. Sterling	6,345	1994	2,965	2.6	1994	90	3.0
Bureau	Princeton	35,503	2001	17,828	2.8	2001	2,931	16.4
Calhoun	Hardin	4,960	1996	2,879	3.2	1996	36	1.3
Carroll <sup>1</sup>	Mount Carroll	16,941	1998	10,231	3.3	1998	2,194	21.4
Cass <sup>1</sup>	Virginia	13,223	1993	7,245	3.0	1993	117	1.6
Champaign	Urbana	168,473	1995	194,569	6.3	1995	43,948	22.6
Christian	Taylorville	35,372	2001	14,202	2.2	2001	8,488	59.8
Clark	Marshall	17,572	1994	19,121	6.0	1992	1,544	8.1
Clay	Louisville	14,450	1994	12,778	4.8	1994	2,989	23.4
Clinton	Carlyle	34,777	1998	17,215	2.7	1998	3,000	17.4
Coles	Charleston	51,312	1994	68,300	7.3	1992	5,010	7.3
Cook	Chicago	620,000	1997	678,900	6.0	1998	175,400	25.8
Chicago <sup>1&amp;2</sup>		2,896,016	2001	5,240,809	9.9	2001	2,352,419	44.9
SSMMA		616,886	2001	544,941	4.8	2001	146,652	26.9
SWANCC		724,817	2001	1,058,203	8.0	2001	375,493	35.5
WCCSWA <sup>1</sup>		538,329	2001	423,563	4.3	2001	128,427	30.3
Crawford	Robinson	20,452	2000	17,169	4.6	2000	2,901	16.9
Cumberland	Toledo	11,172	1994	12,860	6.3	1992	1,035	8.0
DeKalb	Sycamore	88,969	2001	132,451	8.2	2001	84,388	63.7
DeWitt	Clinton	16,516	1998	11,303	3.7	1998	525	4.6
Douglas	Tuscola	19,922	2001	11,234	3.1	2001	250	2.2
DuPage <sup>4</sup>	Wheaton	892,547	1996	926,895	5.7	2000	137,000	14.8
Edgar	Paris	19,905	1994	22,339	6.1	1992	1,091	4.9
Edwards	Albion	6,950	2000	4,562	3.6	2000	1,528	33.5
Effingham	Effingham	33,700	1998	18,451	3.0	1995	4,925	26.7
Fayette	Vandalia	21,604	1994	19,657	5.0	1994	4,158	21.2
Ford	Paxton	14,049	1997	7,948	3.1	1997	468	5.9
Franklin <sup>1&amp;2</sup>	Benton	40,679	2001	30,121	4.1	2001	4,690	15.6
Fulton	Lewistown	38,250	2001	25,870	3.7	2001	3,334	12.9
Gallatin	Shawneetown	6,909	1999	7,427	5.9	1999	3	.0
Greene	Carrollton	14,573	2001	10,904	4.1	2001	211	1.9
Grundy <sup>1</sup>	Morris	37,911	2001	44,972	6.5	2001	13,264	29.5
Hamilton <sup>5</sup>	McLeansboro	8,621						
Hancock	Carthage	21,146	1988	15,602	4.0	1988	280	1.8
Hardin	Elizabethtown	5,189	1998	5,487	5.8	1994	226	4.1
Henderson <sup>1&amp;2</sup>	Oquawka	8,213	2001	7,494	5.0	2001	1,888	25.2
Henry <sup>1&amp;2</sup>	Cambridge	51,020	2001	32,722	3.5	2001	2,557	7.8
Iroquois	Watseka	30,787	1998	28,093	5.0	1997	3,669	13.1
Jackson <sup>1&amp;2</sup>	Murphysboro	59,612	2001	63,021	5.8	2001	13,847	22.0
Jasper	Newton	10,117	2000	3,323	1.8	2001	184	5.5
Jefferson	Mt. Vernon	38,966	1999	36,800	5.2	1999	9,680	26.3
Jersey	Jerseyville	21,832	2001	19,921	5.0	2001	1,188	6.0
JoDaviess <sup>1</sup>	Galena	21,678	1998	12,697	3.2	1998	1,425	11.2
Johnson	Vienna	12,878	2001	12,926	5.5	2001	484	3.7
Kane <sup>1&amp;2</sup>	Geneva	380,801	2001	612,915	8.8	2001	262,737	42.9
Kankakee	Kankakee	104,122	2001	129,215	6.8	2001	64,995	50.3
Kendall <sup>1</sup>	Yorkville	54,544	200	44,000	4.4	2001	11,250	25.6
Knox <sup>1&amp;2</sup>	Galesburg	55,836	2001	50,368	4.9	2001	12,180	24.2
Lake	Waukegan	661,111	2001	860,254	7.1	2001	346,258	40.3
LaSalle	Ottawa	110,000	2001	122,457	6.1	2001	32,573	26.6
Lawrence	Lawrenceville	15,452	2000	12,972	4.6	2000	1,362	10.5

County	County Seat	Estimated Population	Waste Generated			Waste Recycled		
			Latest Data	Tons	PCD	Latest Data	Tons	Percent
Lee	Dixon	36,062	2001	32,906	5.0	1996	8,029	24.4
Livingston	Pontiac	39,678	2001	46,344	6.4	2001	8,800	19.0
Logan <sup>1&amp;2</sup>	Lincoln	31,183	2001	19,900	3.5	2001	4,525	22.7
Macon	Decatur	114,706	2000	119,323	5.7	2001	27,443	23.0
Macoupin	Carlinville	49,019	2001	18,786	2.1	2001	3,243	17.3
Madison <sup>1</sup>	Edwardsville	258,941	2001	334,250	7.1	2001	102,887	30.8
Marion	Salem	40,500	2001	39,912	5.4	2001	6,840	17.1
Marshall <sup>1</sup>	Lacon	13,180	2001	9,621	4.0	2001	1,916	19.9
Mason <sup>1</sup>	Havana	16,885	1994	9,193	3.0	1994	242	2.6
Massac	Metropolis	15,161	2001	15,218	5.5	2001	642	4.2
McDonough <sup>1</sup>	Macomb	34,086	2001	32,707	5.3	2001	2,522	7.7
McHenry <sup>1</sup>	Woodstock	268,208	2001	305,708	6.2	2001	86,685	28.4
McLean	Bloomington	150,433	2001	217,053	7.9	2001	72,621	33.5
Menard	Petersburg	12,345	1992	6,485	2.9	1992	103	1.6
Mercer <sup>1</sup>	Aledo	17,444	2001	5,717	1.8	2001	602	10.5
Monroe	Waterloo	27,652	2001	17,662	3.5	2001	2,013	11.4
Montgomery	Hillsboro	30,652	2001	17,436	3.1	2001	4,039	23.2
Morgan	Jacksonville	36,056	1998	28,295	4.3	1998	6,547	23.1
Moultrie	Sullivan	14,433	1994	16,526	6.3	1992	1,351	8.2
Ogle	Oregon	51,032	2001	41,093	4.4	2001	12,135	29.5
Peoria <sup>2</sup>	Peoria	183,443	2001	320,672	9.6	2001	102,179	31.9
Perry	Pinckneyville	21,368	1995	16,430	4.2	1995	1,847	11.2
Piatt	Monticello	16,365	2000	8,595	2.9	1992	397	4.6
Pike <sup>1</sup>	Pittsfield	17,287	1994	9,709	3.1	1994	293	3.0
Pope	Golconda	4,681	1994	6,826	8.0	1994	191	2.8
Pulaski	Mound City	7,348	2001	7,644	5.7	2001	328	4.3
Putnam <sup>1</sup>	Hennepin	6,086	2001	4,332	3.9	2001	437	10.1
Randolph	Chester	33,893	2001	26,598	4.3	2001	2,624	9.9
Richland	Olney	16,149	2000	13,557	4.6	2000	1,762	13.0
Rock Island	Rock Island	148,379	2001	219,882	8.1	2001	42,001	19.1
Saline	Harrisburg	26,551	1999	24,422	5.0	1999	2,441	10.0
Sangamon	Springfield	188,951	2001	213,369	6.2	2001	64,876	30.4
Schuyler <sup>1</sup>	Rushville	7,625	1994	4,217	3.0	1994	112	2.7
Scott <sup>1</sup>	Winchester	5,591	1994	3,192	3.1	1993	85	2.7
Shelby	Shelbyville	22,893	2000	25,903	6.2	1992	2,159	8.3
St. Clair	Belleville	256,082	2000	140,205	3.0	2001	62,988	44.9
Stark <sup>1</sup>	Toulon	6,332	2001	3,467	3.0	2001	394	11.4
Stephenson	Freeport	48,052	1998	37,616	4.3	1998	1,244	3.3
Tazewell	Pekin	128,521	1995	148,936	6.3	2001	38,019	25.5
Union	Jonesboro	18,293	2001	18,362	5.5	2001	766	4.2
Vermilion	Danville	83,319	2000	98,837	6.5	2001	14,903	15.1
Wabash	Mt. Carroll	12,731	1995	14,518	6.2	1995	2,955	20.4
Warren <sup>1</sup>	Monmouth	18,777	2001	17,949	5.2	2001	5,457	30.4
Washington	Nashville	15,325	1990	6,944	2.5	1990	60	.9
Wayne	Fairfield	17,151	2000	11,581	3.7	2000	1,479	12.8
White	Carmi	16,522	1999	15,770	5.2	1999	150	1.0
Whiteside	Morrison	60,186	2000	54,000	4.9	2000	15,694	29.1
Will	Joliet	502,266	200	592,899	6.5	2001	155,539	26.2
Williamson	Marion	61,163	1995	47,595	4.3	1995	4,465	9.4
Winnebago	Rockford	283,900	2001	330,559	6.4	2001	68,756	20.8
Woodford	Eureka	35,469	2001	39,486	6.1	2001	901	2.3
<b>Total</b>		<b>12,416,087</b>		<b>15,629,906</b>	<b>6.9</b>		<b>5,254,870</b>	<b>33.6<sup>3</sup></b>

<sup>1</sup> Has residential recycling ordinance (27).

<sup>4</sup> Reported only residential recycling.

<sup>2</sup> Has commercial recycling ordinance (9).

<sup>5</sup> Did not adopt a plan, data unavailable.

<sup>3</sup> Statewide weighted average.

REPORT DOCUMENTATION PAGE	1. REPORT NO. IEPA/BOL/02-020	2.	3. Recipient's Accession No.
4. Title and Subtitle Nonhazardous Solid Waste Management and Landfill Capacity in Illinois: 2001		5. Report Date	
7. Author(s) Ellen Robinson, Waste Reduction and Compliance Section		6.	
7. Author(s) Ellen Robinson, Waste Reduction and Compliance Section		8. Performing Organization Rept. No.	
9. Performing Organization Name and Address Illinois Environmental Protection Agency Bureau of Land 1021 North Grand Ave. East, P.O. Box 19276 Springfield, Illinois 62794-9276		10. Project/Task/Work Unit No. IEPA/BOL/02-020	
		11. Contract (C) or Grant (G) No. (C) (G)	
12. Sponsoring Organization name and Address Illinois Environmental Protection Agency Bureau of Land 1021 North Grand Ave. East, P.O. Box 19276 Springfield, Illinois 62794-9276		13. Type of Report & Period Covered Annual: 2001	
		14.	
15. Supplementary Notes			
16. Abstract (Limit 200 words)  This 15th annual report on municipal solid waste disposal and remaining landfill capacity is arranged by Illinois EPA administrative regions. Featured are specification pages describing the chief characteristics of 57 municipal solid waste landfills; their status (active, inactive, closed, under development); locations and hours of operation; tipping fees; quantities of wastes received in 1999, 2000 and 2001; remaining capacities on Jan. 1, 2001, and Jan. 1, 2002; solid waste management fees paid in 2001; names, addresses and phone numbers of landfill owners and operators. Quantities reported by landfills are given in gate cubic yards; as a convenience to the reader, those volumes are divided by 3.3 to provide rough equivalents in tons. The report also includes scaled-down specifications for 94 municipal solid waste transfer stations and 56 compost facilities.  During 2001, 52 landfills reported receiving 52.6 million gate cubic yards of waste. This volume was 2.7 million gate cubic yards more than the total received during 2000, a 5.4 percent increase. As of Jan. 1, 2002, 52 landfills reported remaining capacities totaling 717.3 million gate cubic yards, or 26 million gate cubic yards less than on Jan. 1, 2001, a decline of 3.5 percent. Dividing wastes disposed during 2001 by capacity remaining on Jan. 1, 2002, suggests a landfill life expectancy in Illinois of 14 years, at current (2001) disposal rates, barring capacity adjustments, until capacity is depleted.			
17. Document Analysis a. Descriptors municipal solid waste solid waste landfills solid waste transfer stations landscape waste compost facilities municipal waste planning and recycling  b. Identifiers/Open-Ended Terms  Illinois  c. COSATI Field/Group			
18. Availability Statement  Available from Illinois EPA or from NTIS		19. Security Class (This Report) Unclassified	21. No. of Pages 372
		20. Security Class (This Page) Unclassified	22. Price Free

Printed by Authority of  
the State of Illinois  
Nov. 02 32803 800