



Illinois  
Environmental  
Protection Agency

Bureau of Land  
1021 North Grand Avenue East  
P.O. Box 19276  
Springfield, IL 62794-9276

January 2002

---

IEPA/BOL/01-014

---

# Nonhazardous Solid Waste Management and Landfill Capacity in Illinois



## 2000 Annual Report

### Topics Covered

- Waste disposed in landfills, 1998-2000
- Specification pages for 62 landfills, 94 transfer stations and 58 compost sites
- Waste handled by transfer stations, 1998-2000
- Remaining disposal capacity as of Jan. 1, 2000 and Jan. 1, 2001
- Waste generated and recycled, 2000
- Waste composted, 1998-2000

This page left blank intentionally

# Nonhazardous Solid Waste Management And Landfill Capacity In Illinois: 2000

Reporting period for waste disposal: Jan. 1 to Dec. 31, 2000  
Reporting date for landfill capacity: Jan. 1, 2001

This report has been prepared for the Governor of the State of Illinois and the General Assembly  
in accordance with Section 4 of the Illinois Solid Waste Management Act.

Illinois Environmental Protection Agency  
Bureau of Land  
Division of Land Pollution Control  
Solid Waste Management Section

1021 North Grand Ave. East  
P.O. Box 19276  
Springfield, Ill. 62794-9276

This page left blank intentionally

### How to Obtain Additional Information

To learn more about municipal solid waste landfills, transfer stations or compost facilities in Illinois, please call 217-785-8604, or write to:

Illinois Environmental Protection Agency  
Bureau of Land  
Solid Waste Management Section  
P.O. Box 19276  
Springfield, IL 62794-9276

Our Internet address is <http://www.epa.state.il.us>

When using courier services (UPS, Airborne, etc.), please use the following street address and zip code:

1021 North Grand Ave. East  
Springfield, IL 62702

### Acknowledgements

This document is produced by the Illinois Environmental Protection Agency, Renee Cipriano, Director, and is published by the Agency's Office of Public Information, Dennis McMurray, manager. The report is printed in the Agency's print shop. Many thanks go to Tom Davis and Rusty Downs who provided publishing advice to the Primary Editor. Maggie Carson provided editing. Excellent organizational skills and typing was provided by Judy Brubaker, the Section's clerical support.

Illinois EPA Bureau of Land personnel contributed their time and expertise to the development of this publication. Primary Editor was Ellen Gambach of the Solid Waste Management Section. Assistance with compost site permitting and reporting was provided by Gary Cima and Joanie McMillan. Details about new permits issued to transfer stations and landfills was provided by Chris Liebman and Ted Dragovich of Permit Section. Neelu Reddy of Remedial Project Management Section provided information about Illinois FIRST abandoned landfill program; and Jim Moore, explained closure procedures.

The Agency also wishes to thank the 18 delegated counties, plus Ambraw Valley Solid Waste Agency and the City of Chicago who inspect and have first-hand knowledge of approximately 50 percent of the landfills, transfer stations and compost sites written about in this report. Our seven regional offices and their regional managers are responsible for inspecting all Agency-permitted pollution control facilities.

# Photo Credits

- Cover Photo:** Photo of Cottonwood Hills RDF by Chuck Schaeffer, Inspector, St. Clair County Health Department, Belleville
- Region 1:** Photo of Onyx Orchard Hills Landfill by Joy Bliton, Inspector, Ogle County Solid Waste Management Department, Oregon
- Region 2:** Photo of BFI Zion Landfill by Greg Giroux, Inspector, Lake County Health Department, Waukegan
- Region 3:** Photo of Spoon Ridge RDF by Larry Dutton, Environmental Protection Specialist, Illinois Environmental Protection Agency, Peoria Regional Office
- Region 4:** Photo of Livingston Landfill by Ken Keigley, Environmental Protection Specialist, Illinois Environmental Protection Agency, Champaign Regional Office
- Region 5:** Photo of Five Oaks RDF by Weldon Kunzeman, Inspector, Christian County Solid Waste Management, Taylorville
- Region 6:** Photo of Milam RDF by David Walchshouser, former Environmental Protection Program Specialist, St. Clair County Health Department, Belleville
- Region 7:** Photo of Southern Illinois Regional Landfill by George Browning, Inspector, Jackson County Health Department, Murphysboro

**S**INCE ITS ESTABLISHMENT IN 1970, THE ILLINOIS EPA has overseen the development and operation of a productive system of modern sanitary landfills. The Agency ensures that these facilities meet the strictest disposal standards in history, and that they are engineered to be fully protective of human health and the environment, especially where it concerns any possibility of groundwater contamination.

This is the Agency's 14th annual report on landfill disposal and available landfill capacity in Illinois. The number of active landfills in Illinois accepting waste in 2000 remained 53. Sufficient capacity exists to handle the state's requirements for landfill disposal of nonhazardous solid waste for the next 15 years.

Regional capacity may be a different matter. The Chicago Metropolitan and East Central Illinois areas have only seven and eight years remaining; more transfer stations are needed to transport waste outside Chicagoland. There is also a possibility of landfill expansions. Solid waste planners are especially concerned about this area of the State. Region 7 (Southern Illinois) has two new facilities under development: Perry Ridge Landfill and West End Disposal Facility. The state's newest landfill is Cottonwood Hills RDF near East St. Louis which opened in October, 2000.

The State of Illinois, seeking to avoid potential crises, has asked all Illinois counties to adopt and update every five years well-conceived plans to accommodate their future disposal needs. Eighty-one five year plan updates and eight ten year plan updates have been received from counties.

Additionally, the Illinois EPA's seven regional offices and 18 counties, the Ambraw Valley Solid Waste Agency and the City of Chicago have been delegated the authority to inspect landfills, transfer stations and compost sites in their jurisdictions, providing a needed service to the citizens of Illinois. All of these activities are reflected in this publication.

The Illinois EPA hopes you will find this information useful and instructive and welcomes your comments and suggestions as to how it may be improved.

*Renee Cipriano*  
Director  
Illinois EPA



This page left blank intentionally



# Contents

Additional Information and Acknowledgements .....	iii
Photo Credits .....	iv
Preface.....	v
Tables .....	viii
Executive Summary.....	xi
Introduction .....	1
Region One: Northwestern Illinois .....	R1.1
Region Two: Chicago Metropolitan .....	R2.1
Region Three: Peoria/Quad Cities .....	R3.1
Region Four: East Central Illinois .....	R4.1
Region Five: West Central Illinois .....	R5.1
Region Six: Metropolitan East St. Louis .....	R6.1
Region Seven: Southern Illinois .....	R7.1
Appendix A: Solid Waste Landfills Owners and Operators: Alphabetic by Facility.....	A1
Appendix B: Solid Waste Landfills Owners and Operators: Alphabetic by County .....	B1
Appendix C: Solid Waste Landfills Ranked by Wastes Received: 2000 .....	C1
Appendix D: Solid Waste Landfills Ranked by Remaining Capacities; as of Jan. 1, 2001 .....	D1
Appendix E: Solid Waste Transfer Station Owners and Operators: Alphabetic by Facility .....	E1
Appendix F: Solid Waste Transfer Station Owners and Operators: Alphabetic by County .....	F1
Appendix G: Solid Waste Transfer Stations Ranked by Wastes Received: 2000.....	G1
Appendix H: Landscape Waste Compost Facility Owners and Operators: Alphabetic by Facility .....	H1
Appendix I: Landscape Waste Compost Facility Owners and Operators: Alphabetic by County .....	I1
Appendix J: Landscape Waste Compost Facilities Ranked by Wastes Received: 2000.....	J1
Appendix K: Contact List for Solid Waste Planning and Recycling: Alphabetic by County .....	K1
Appendix L: Adoption Dates and Updates of Solid Waste Management Plans: Alphabetic by County.....	L1
Appendix M: Municipal Waste Generation and Recycling: Alphabetic by County.....	M1

# Tables

Consolidation of the Waste Industry in the USA.....	2
USA's Top Waste Management Companies: 2000 .....	2
Strategies of Waste Companies During and After Mergers.....	2
Illinois Landfills: Wastes Accepted in 2000 Versus 1999 .....	4
State of Origin of Wastes Received at Illinois Landfills in 2000 .....	5
Wastes Disposed and Landfill Capacity Per Capita; Landfill Life Expectancy.....	5
Illinois Landfills: Remaining Capacities Jan. 1, 2001 Versus Jan. 1, 2000 .....	6
Potential Capacity Increases Since Jan. 1, 2001: Expansions at Existing Facilities .....	6
New Facilities Since Jan. 1, 2001 .....	7
Statewide Landfill Capacity Is Abundant Despite Even Number of Facilities .....	7
Municipal Waste Management Plans and Plan Updates.....	8
Municipal Waste Management in Illinois: 2000.....	8
Municipal Wastes Generated & Recycled.....	9
Compost Facilities: Wastes Handled 2000 .....	10
New Compost Sites Mentioned in Report .....	10
Transfer Stations: Wastes Handled 2000 .....	11
Incinerator: Wastes Handled 2000.....	11
Illinois Environmental Protection Agency Administrative Regions (map).....	15
Landfills: Active, Closed, Under Development (map).....	17
Region One: Landfills and Transfer Stations (map depicting capacity gains or losses).....	R1.1
Region One: Landfills: Wastes Accepted 2000; Remaining Capacities Jan. 1, 2001 .....	R1.2
Region One: Transfer Stations: Wastes Handled 2000.....	R1.3
Region One: Compost Facilities: Wastes Accepted 2000 .....	R1.4
Region One: Municipal Wastes Recycled.....	R1.4
Region Two: Landfills and Transfer Stations (map depicting capacity gains or losses).....	R2.1
Region Two: Landfills: Wastes Accepted 2000; Remaining Capacities Jan. 1, 2001 .....	R2.2
Region Two: Compost Facilities: Wastes Accepted 2000 .....	R2.3
Region Two: Cook County's Inactive Compost Sites .....	R2.3
Region Two: Cook County Transfer Stations and Incinerator (map).....	R2.4
Region Two: Chicago Transfer Stations (map).....	R2.5
Region Two: Transfer Stations: Wastes Handled 2000.....	R2.6
Region Two: Municipal Wastes Recycled.....	R2.7
Region Three: Landfills and Transfer Stations (map depicting capacity gains or losses).....	R3.1
Region Three: Landfills: Wastes Accepted 2000; Remaining Capacities Jan. 1, 2001 .....	R3.2
Region Three: Transfer Stations: Wastes Handled 2000 .....	R3.3
Region Three: Compost Facilities: Wastes Accepted 2000 .....	R3.4
Region Three: Municipal Wastes Recycled .....	R3.4

## Tables

Region Four: Landfills and Transfer Stations (map depicting capacity gains or losses) .....	R4.1
Region Four: Landfills: Wastes Accepted 2000; Remaining Capacities Jan. 1, 2001 .....	R4.2
Region Four: Transfer Stations: Wastes Handled 2000 .....	R4.3
Region Four: Compost Facilities: Wastes Accepted 2000 .....	R4.3
Region Four: Municipal Wastes Recycled .....	R4.4
Region Five: Landfills and Transfer Stations (map depicting capacity gains or losses).....	R5.1
Region Five: Landfills: Wastes Accepted 2000; Remaining Capacities Jan. 1, 2001 .....	R5.2
Region Five: Transfer Stations: Wastes Handled 2000.....	R5.3
Region Five: Compost Facilities: Wastes Accepted 2000 .....	R5.3
Region Five: Municipal Wastes Recycled.....	R5.4
Region Six: Landfills and Transfer Stations (map depicting capacity gains or losses).....	R6.1
Region Six: Landfills: Wastes Accepted 2000; Remaining Capacities Jan. 1, 2001 .....	R6.2
Region Six: Transfer Stations: Wastes Handled 2000.....	R6.3
Region Six: Compost Facilities: Wastes Accepted 2000.....	R6.4
Region Six: Municipal Wastes Recycled.....	R6.4
Region Seven: Landfills and Transfer Stations (map depicting capacity gains or losses) .....	R7.1
Region Seven: Landfills: Wastes Accepted 2000; Remaining Capacities Jan. 1, 2001 .....	R7.2
Region Seven: Transfer Stations: Wastes Handled 2000 .....	R7.3
Region Seven: Compost Facilities: Wastes Accepted 2000.....	R7.3
Region Seven: Municipal Wastes Recycled .....	R7.4

This page left blank intentionally

## Executive Summary

**T**HIS IS THE ILLINOIS EPA'S 14<sup>TH</sup> ANNUAL REPORT describing the management of nonhazardous municipal solid waste by the state's solid waste landfills and transfer stations. The report is divided into sections representing Illinois EPA administrative regions.

Each regional section includes specification pages describing the chief physical characteristics of each landfill. Provided are: its location and hours of operation, tipping fee, quantities of wastes received for the last three years, the landfill's certified remaining capacity for the last two reporting dates, solid waste management fees paid in 2000, the Agency regional field office or delegated local authority that inspects the facility, and the name, address and phone number of the landfill's owner and operator.

Similar but scaled down specification pages are included for each transfer station. In all, this report includes details of 67 landfills, 90 transfer stations and 52 compost facilities.

Illinois municipal solid waste landfills are required to report to the Illinois EPA the quantities of solid waste they receive each year, and to calculate and report the amount of remaining capacity existing on the first day of the following year.

During 2000, 53 landfills reported receiving a total of 49.3 million gate cubic yards of waste. This volume was 1.3 million gate cubic yards less than the total received during 1999, a 2.5 percent decrease.

As of Jan. 1, 2001, 53 landfills reported having a combined remaining capacity of 743.4 million gate cubic yards, or 49.3 million gate cubic yards less than on Jan. 1, 2000, a decrease of 6.2 percent.

Dividing wastes disposed during 2000 by capacity remaining on Jan. 1, 2001, indicates a landfill life expectancy in Illinois of 15 years, at 2000 disposal rates, barring capacity adjustments, until capacity is depleted state-wide. However, close proximity of landfills to the waste generation site and also ownership of the facility can affect where waste is deposited.

This page left blank intentionally

**Nonhazardous  
Solid Waste Management  
And Landfill Capacity**

**2000**

This page left blank intentionally



**M**UNICIPAL SOLID WASTE IS THE TERM USED TO DESCRIBE the garbage discarded by America's households, stores, offices, factories, restaurants, schools and other institutions. "Discarded" most often means disposed of in Agency-permitted landfills. Increasing amounts are handled through other means of solid waste management: recycling and composting.

In 2000, Illinois landfills accepted nearly 14.9 million tons of solid waste. The U.S. EPA's *Municipal Solid Waste in the United States: 1999 Facts & Figures* says that nationwide 57 percent of solid waste was landfilled, 27.8 percent was recycled or composted and 15 percent was incinerated. National figures for 2000 were not published at the printing of this report.

Most Illinois waste was discarded in landfills within our borders. Wastes entering and leaving the state are not believed to affect this equation. Of all solid wastes landfilled in Illinois in 2000, 10 percent, or about 5.1 million tons, came from out of state. We know this because Illinois landfills must report these quantities to the Illinois EPA. However, waste haulers are not required to report how much Illinois waste they transport to landfills in other states or from which counties waste is transported.

**Some is recycled**


County recycling coordinators in Illinois claim that more than 35.1 percent of all wastes were recycled in 2000, meaning this portion was not landfilled. Recycling coordinators place total generated wastes at about 15.1 million tons. But this total does not take recycling into account. It appears that perhaps the municipal waste generation rate is higher than reported; the amount imported is greater than exported; or the reported recycling rate is higher than the actual rate.

**Very little is incinerated**

In Illinois, figures show only one percent of solid waste in Illinois was incinerated in 2000, compared to the amount landfilled. Robbins Resource Recovery Facility received 207,095 tons (683,413 cubic yards) of waste in suburban Chicago in 2000, a 45 percent decrease from 1999. This site was permitted to operate on June 2, 1997 and closed in November 2000, for business reasons.

**What's happening in the solid waste business in Illinois?**

- ❖ Same number of active landfills as in 1999, (53 total), with larger capacities
- ❖ Consolidation of waste management companies, resulting in many changes in ownership and operation
- ❖ More transfer of wastes out of metropolitan Chicago area into Indiana and north and central Illinois counties
- ❖ Continued increase in pollution control facilities under private ownership and operation
- ❖ Two new landfills are under development in Southern Illinois
- ❖ More siting of transfer stations in Chicagoland suburbs



<p><b>2000 Annual Report</b></p> <hr/> <p>Topics Covered</p>	<p>■ Waste disposed in landfills, 1998-2000</p>	<p>■ Specification pages for 62 landfills, 94 transfer stations and 58 compost sites</p>	<p>■ Waste handled by transfer stations, 1998-2000</p>
	<p>■ Remaining disposal capacity as of Jan. 1, 2000 and Jan. 1, 2001</p>	<p>■ Waste generated and recycled, 2000</p>	<p>■ Waste composted, 1998-2000</p>

## Consolidation of the Waste Industry in the USA

The Illinois waste industry has consolidated in recent years. Waste Management, Inc. (WMI) and Allied Waste Industries (AW) are companies that underwent mergers during 1998-99.

The largest companies in the world are:

**#1 Waste Management Inc.** includes WMI (formerly #1)/USA Waste (formerly #3)/Eastern Services

**#2 Allied Waste Industries** includes most of BFI (formerly #2)/Allied Waste (formerly #5)/American Disposal

The largest company, Waste Management, has moved its world headquarters from Oak Brook, Ill. to Houston, Tex. Another Illinois company, American Disposal Company of Burr Ridge, was bought by Scottsdale, Ariz. based Allied Waste.

Allied Waste also purchased Metro Chicago area transfer stations formerly owned by Liberty Waste Services and Illinois Recycling Services.

Other companies such as Onyx/Superior and Republic Services now own landfills and transfer stations in Illinois, which were divested in the

## About \$1 million per acre

Developing a landfill requires enormous investments in land and equipment totaling millions of dollars, plus engineering expenses, fees to state and local governments, taxes, normal operating costs and additional millions set aside for post-closure care. One industry rule of thumb says it takes about \$1 million per acre to design, build, permit, operate and conduct post-closure care at a landfill today.

Demands for capital and increasing technology requirements are among the reasons for the increasing privatization of the waste industry. Of the 53 active landfills profiled in this report, 46 percent are privately owned and 51 percent are privately operated.

## USA's Top Waste Management Companies: 2000

	WMI <sup>1</sup>	AW <sup>2</sup>	Republic <sup>3</sup>	Onyx/ Superior <sup>4</sup>	Totals
Number of Waste Collection Companies	650	338	139	62	1,189
Number of Landfills	300	164	53	22	539
Number of Transfer Stations	293	151	79	30	553
Number of Waste to Energy Facilities	16	0	0	0	16
Number of Recycling Companies	190	75	21	21	307

### Rankings:

- <sup>1</sup> Waste Management Inc. (WMI) boasts \$12.5 billion in revenue, covers N. American continent and Puerto Rico
- <sup>2</sup> Allied Waste Industries (AW) boasts \$5.7 billion in revenue, covers 40 states
- <sup>3</sup> Republic Services (Republic) makes \$2.1 billion in revenue, covers 22 states
- <sup>4</sup> Onyx/Superior makes \$1 billion in revenue, covers 12 states

Source: Company Annual Reports and Web Sites

## Strategies of Waste Companies During and After Mergers

American Disposal (now Allied) & Allied Waste	Purchased Pittsburgh-based Liberty Waste Services, Ltd. (Illinois/Indiana); Illinois Recycling Services in Chicago metro area; and most of BFI's facilities.
Republic Services	Purchased Southern Illinois Regional Landfill and several transfer stations.
Onyx/Superior Services	Purchased Macon County Landfill in Central Illinois, several transfer stations and Zion Landfill in Chicago suburbs, and Orchard Hills Landfill (Ogle County).

## Landfills are developed cell by cell

Landfills are divided into sections called cells, which are developed as needed, filled systematically so much so that specific loads can be located weeks or months later, and covered with soil or other materials to prevent the spread of odors and vermin.

Trucks arriving at a landfill are inspected for prohibited nonhazardous wastes (Illinois bans landfilling of liquids, motor oil, whole tires and landscape wastes) and for hazardous wastes. Loads are weighed and details about them are recorded. They are then taken to the currently exposed portion of the active cell, which is known as the working face.

Trucks empty their loads at the working face, where specially modified bulldozers spread and compact the waste, crushing it to eliminate air pockets and squeezing it into the smallest space possible.

In 2000, 53 Illinois landfills accepted more than 49.3 million cubic yards of solid wastes. A ranking of these facilities (Appendix C) finds the top three landfills received one-third of wastes. This unequal distribution of wastes creates a large difference between an average landfill, which would have accepted more than 930 thousand cubic yards (about 281 thousand tons) of wastes and a median landfill, which would have received some 507 thousand cubic yards (almost 154 thousand tons).

## Closings cut capacity

Several landfills shut their gates between 1998 and 2001. The dates when these landfills ceased accepting waste follow: Region 2: CDT Landfill (6-9-00), Mallard Lake Landfill (3-13-99), Region 3: Pekin Landfill (11-18-98), Peoria City/County Landfill #1 (4-10-98), and Watts Landfill (3-20-98). Peoria City/County Landfill #1 is also certified closed as of May 18, 1999. The only landfill to close during 2001 was Region 2: Wheatland Prairie RDF, on June 18th.

Landfills projecting closure dates prior to the end of 2002 are Region 1: Freeport Municipal LF #4, Region 2: Sexton #2 (Congress Development Co. LF) and Region 6: South Chain of Rocks RDF.

Region 4's Coles Co. Landfill and Streator Area Landfill #3 and Region 7: Saline County LF are planning to expand their permitted disposal areas and have permit applications that are currently under review.

## “Subtitle D Rules” Caused Drop in Number of Landfills

Federal authority to regulate disposal of municipal solid waste is based on provisions in Subtitle D of the Resource Conservation and Recovery Act (RCRA). The federal Clean Air and Clean Water Acts also affect disposal of these wastes.

Illinois enacted strict solid waste landfill regulations: Parts 810 through 815 of Title 35 of the Illinois Administrative Code on September 18, 1990.

In October 1991, the U.S. EPA developed new landfill rules that became mandatory for all state landfill regulatory and permitting programs. These are sometimes known as Subtitle D rules.

Landfills that were operating when the Subtitle D rules were implemented were forced to choose between complying with stricter regulations or closing in the prescribed manner.

Whether it was the effect of tougher Subtitle D rules, the result of other business considerations, or a combination, one thing is clear: between 1992 and 1994, the number of active landfills in Illinois fell from 106 to 59 — a drop of 44 percent, as illustrated on page 7.

The total number of landfills has remained steady in 1999 and 2000. Fifty-three (53) landfills actively accepted waste in 2000 and reported capacity as of Jan. 1, 2001.

## Gate Cubic Yards and Tons

Illinois landfills are required to report to the Illinois EPA the quantities of wastes received during each calendar year. They must also calculate how much capacity remains available for future waste disposal.

These figures are submitted to the Agency in gate cubic yards, or the volume of waste entering the landfill's gate. Remaining capacities are expressed as *certified* gate cubic yards, meaning that the calculations have been certified as true and accurate by a licensed professional engineer. These numbers are found in the landfill specification pages in each regional section of this report.

The term in-place cubic yard is used to indicate wastes that have been compressed to a half or a third or a quarter of their original volume, depending on the degree of compaction achieved by the landfill.

Gate cubic yards can be difficult to visualize. To aid the reader, we have divided gate cubic yards by an industry standard of 3.3 to achieve approximate tons.

## Nonhazardous Solid Waste Management and Landfill Capacity in Illinois: 14th Annual Report (2000)

Section 4 of the Illinois Solid Waste Management Act requires the Agency to "publish a report regarding the projected disposal capacity available for solid waste in sanitary landfills. . . . Such reports shall present the data on an appropriate regional basis. . . [and] shall include an assessment of the life expectancy of each site."

This legislative mandate explains why the main body of this report is organized by seven Illinois EPA administrative regions, and why landfill capacity and life expectancy are emphasized in nearby tables and charts, and in text, tables, map symbology and landfill specification pages in the regional sections.

Other states which write a report similar to this one are Florida, Indiana, Washington and Virginia. For more information contact Peter Gorer, Florida Dept. of Environmental Protection at 850-487-9532; Michelle Weddle, Indiana Dept. of Environmental Management at 317-233-4624; Ellen Caywood, Washington Dept. of Ecology at 206-459-6259; and John Ely, Virginia Dept. of Environmental Quality at 804-698-4249. Virginia's report is only available on the internet.

## U.S. EPA's MSW Report, 1999

National solid waste data is available in the report Municipal Solid Waste in the United States: 1999 Facts & Figures, published July 2000. To get a copy, contact U.S. EPA at [www.epa.gov/osw](http://www.epa.gov/osw) and search by report number EPA530-R-01-014. This report contains information about waste generation and categorizes the municipal solid waste stream by waste type.

## Illinois Landfills: Wastes Accepted in 2000 Versus 1999

Region	Landfills Accepting Wastes 2000 <sup>1</sup>	Wastes Accepted, Cu. Yds.		Yearly Change		2000 Wastes Share of State Total
		2000 <sup>2</sup>	1999 <sup>3</sup>	Cu. Yds.	Percent	
One: Northwestern Illinois	8	8,550,620	9,276,980	-726,360	-7.8	17.3
Two: Chicago Metropolitan	14	13,435,437	15,829,010	-2,393,573	-15.1	27.3
Three: Peoria/Quad Cities	8	4,454,557	4,354,918	+99,639	+2.3	9.0
Four: East Central Illinois	9	12,772,784	10,976,098	+1,796,686	+14.1	25.9
Five: West Central Illinois	4	1,770,921	1,810,676	-39,755	-2.2	3.6
Six: Metropolitan East St. Louis	6	6,369,788	6,519,788	-150,000	-2.3	12.9
Seven: Southern Illinois	4	1,938,073	1,784,045	+154,028	+7.9	3.9
<b>Totals</b>	<b>53</b>	<b>49,292,180</b>	<b>50,551,515</b>	<b>-1,259,335</b>	<b>-2.5</b>	<b>100.0</b>

<sup>1</sup> Includes facilities that accepted municipal waste for less than full year.

<sup>2</sup> Includes 5,108,405 cubic yards of out-of-state wastes (10% of state total) accepted by 30 Illinois landfills during 2000.

<sup>3</sup> Includes 5,088,313 cubic yards of out-of-state wastes (10% of state total) accepted by 28 Illinois landfills during 1999.

## Per capita views alter perspectives

Perhaps even more revealing is the table below, which views waste and landfill capacities on a per capita basis. Regions 2 and 7 have the lowest remaining capacity per capita. These regions are the only areas whose remaining capacity per capita is below the State average. This is probably due to the fact that the City of Chicago has 16 transfer stations, Cook County has 26 and there are another 14 in surrounding counties. Some of these transfer stations undoubtedly ship waste out of the region or out-of-state into Wisconsin or Indiana. For Southern Illinois, the additional capacity brought by two new facilities under development may help increase their capacity figures in 2001.

We also must take into account waste transportation across borders of the counties and the adjacent states, such as Missouri in the East St. Louis Metro Region. If Region Six continues as a net importer shown in the table by its 54 percent import rate, it could run short on landfill space in 20 years. Cottonwood Hills RDF, in St. Clair County, opened in November 2000, will help alleviate this situation. In Region Two, because of the moratorium against landfills in the City of Chicago, other areas of Region 2 will have to build new landfills, expand existing landfills or else transfer of waste will occur to other States (Wisconsin and Indiana) and counties in North and Central Illinois. Any limits to out-of-state waste disposal in these states, or capacity shortage, will affect the Chicago metropolitan area and cause a local shortage of landfill disposal space.

Statewide, while the number of active landfills fell sharply when more stringent regulations took affect in 1994, the average landfill capacity grew close to 14.7 million tons in 2000, and down to 14.0 million tons in 2001. The waste landfilled has remained in a narrow range for the past 10 years.

## State of Origin of Wastes Received at Illinois Landfills in 2000<sup>1</sup>

Ten percent of all solid wastes landfilled in Illinois in 2000, (5.1 million tons), came from out-of-state. However, waste haulers do not report how much Illinois waste they transport to landfills in other states or from which counties in Illinois waste is transported.

State of Origin	Percent
Missouri	74%
Iowa	18%
Indiana	3%
Wisconsin	4%
Other States <sup>2</sup>	< 1%
Total	100%

<sup>1</sup> 30 landfills accepted waste from 12 states in 2000.

<sup>2</sup> Arkansas, Kansas, Kentucky, Michigan, Minnesota, Nebraska, Ohio, and Tennessee

## Wastes Disposed and Landfill Capacity Per Capita; Landfill Life Expectancy

Region	Estimated Population	Wastes Disposed, Cu. Yds.		Remaining Capacity, Cu. Yds.		Landfill Life Years <sup>1</sup>
		2000	Per Capita	Jan. 1, 2001	Per Capita	
One: Northwestern Illinois	794,513	8,550,620	10.8	159,606,000	200.9	19
Two: Chicago Metropolitan	8,121,136	13,435,437	1.7	92,794,000	11.4	7
Three: Peoria/Quad Cities	761,207	4,454,557	5.9	179,727,000	236.1	40
Four: East Central Illinois	854,287	12,772,784	15.0	106,418,000	124.6	8
Five: West Central Illinois	557,076	1,770,921	3.2	56,830,000	102.0	32
Six: Metropolitan East St. Louis	705,847	6,369,788	9.0	122,585,000	173.7	19
Seven: Southern Illinois	439,319	1,938,073	4.4	25,403,000	57.8	13
<b>Totals</b>	<b>12,233,385</b>	<b>49,292,180</b>	<b>4.0</b>	<b>743,363,000</b>	<b>60.8</b>	<b>15</b>

<sup>1</sup> Remaining capacity divided by wastes disposed. Tells how long a region may be served by local landfills at current disposal rates, barring capacity adjustments, until capacity is depleted.

## Illinois Landfills: Remaining Capacities Jan. 1, 2001 Versus Jan. 1, 2000

Region	Landfills Reporting Capacity 1-1-01	Reported Capacity, Cu. Yds.		Yearly Change		Capacity Share of State Total
		1-1-01	1-1-00	Cu. Yds.	Percent	
One: Northwestern Illinois	8	159,606,000	175,599,000	-15,993,000	-9.1	21.5
Two: Chicago Metropolitan	13	92,794,000	101,503,000	-8,709,000	-8.6	12.5
Three: Peoria/Quad Cities <sup>1</sup>	8	179,727,000	180,290,000	-563,000	-0.3	24.2
Four: East Central Illinois	9	106,418,000	112,259,000	-5,841,000	-5.2	14.3
Five: West Central Illinois <sup>2</sup>	5	56,830,000	65,932,000	-9,102,000	-13.8	7.6
Six: Metropolitan East St. Louis	6	122,585,000	130,611,000	-8,026,000	-6.1	16.5
Seven: Southern Illinois	4	25,403,000	26,494,000	-1,091,000	-4.1	3.4
<b>Totals</b>	<b>53</b>	<b>743,363,000</b>	<b>792,688,000</b>	<b>-49,325,000</b>	<b>-6.2</b>	<b>100.0</b>

<sup>1</sup> Includes capacity at one inactive facility: Spoon Ridge RDF  
<sup>2</sup> Includes capacity at one inactive facility: Sangamon Valley Landfill

### Capacity decreases documented on Jan. 1, 2001

In a year that brought a 6.2 percent decrease in landfill capacity, 41 of 53 Illinois landfills had less space available on Jan. 1, 2001, than on Jan. 1, 2000. But, landfill capacity in Illinois, for the most part, has grown over the past 10 years. That growth has come from two sources: expansions of existing facilities and development of new landfills.

The table below compares landfills' remaining capacities in "snapshots" taken Jan. 1, 2000, and Jan. 1, 2001. Total capacity dropped nearly 50 million cubic yards year to year.

Landfill capacity dipped more than 13.8 percent in Region 5 from one year to the next. No region reported an increase in capacity, although a few landfills may have opened new cells during that time period.

Of particular concern is Region 2, the Chicago metropolitan region.. Capacity in that region decreased over nine percent in this reporting year and siting and developing new landfills can take several years. Refer to page R2.2 of this report for details about this issue.

Location of active and new landfills are noted on a map on page 17.

### Landfill Capacity Increases Since Jan. 1, 2001: Expansions at Existing Facilities

Region	Landfill	Municipality	County	Status <sup>1</sup>	In-Place Cu. Yds.	Type
Three: Peoria/Quad Cities	Atkinson Landfill #2 <sup>2</sup>	Atkinson	Henry	PR	10.2 mil.	Lateral & Vertical
Three: Peoria/Quad Cities	Knox County Landfill	Watega	Knox	PR	4.2 mil.	Vertical
Four: East Central Illinois	Coles County Landfill	Charleston	Coles	PA	< 1 mil.	Vertical
Four: East Central Illinois	Coles County Landfill	Charleston	Coles	PR	1.1 mil.	Lateral
Four: East Central Illinois	Landfill 33	Effingham	Effingham	PR	1.2 mil.	Vertical
Seven: Southern Illinois	Saline County Landfill	Harrisburg	Saline	PR	4.3 mil.	Vertical & Lateral
<b>Total</b>					<b>22 mil.</b>	

<sup>1</sup>PR: Permit under review; PA: Permit approved  
<sup>2</sup>Formerly Henry County Landfill

## New Facilities Permitted Since Jan. 1, 2001

Region	Landfill	Municipality	County	Disposal Area (acres)	Design Acreage (cu. yds.) <sup>1</sup>
Seven: Southern Illinois	Perry Ridge Landfill <sup>2</sup>	DuQuoin	Perry	141	14.5 mil.
Seven: Southern Illinois	West End Disposal Facility <sup>2</sup>	Harrisburg	Saline	125	14.9 mil.
<b>Total</b>				<b>266</b>	<b>29.4 mil.</b>

<sup>1</sup> Includes space for waste, intermediate or daily cover and capacity (in-place cubic yards)

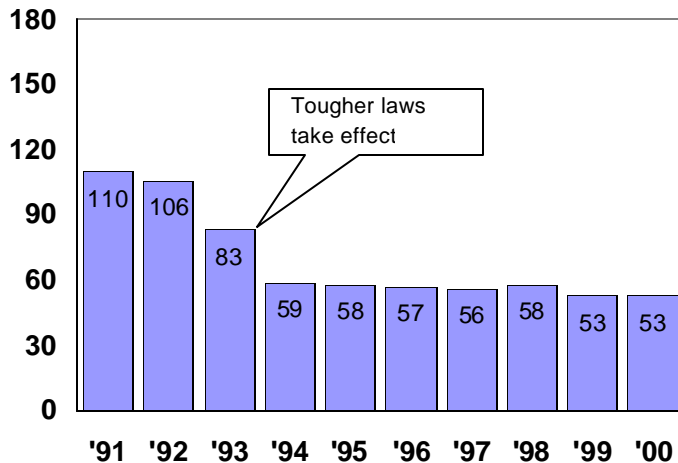
<sup>2</sup> Permit approved, site now being developed.

## Landfill Capacity Is Abundant Despite Same Number of Facilities

At the end of each year, Illinois landfill operators calculate how much waste they can accept in the future. This volume is known as remaining or available capacity, and is expressed in gate cubic yards, meaning waste received at the landfill's gate, before it is compacted. One industry rule of thumb says 10 gate cubic yards of waste can be compressed into 5 compacted cubic yards. Obviously, the greater the compaction, the more waste can be buried.

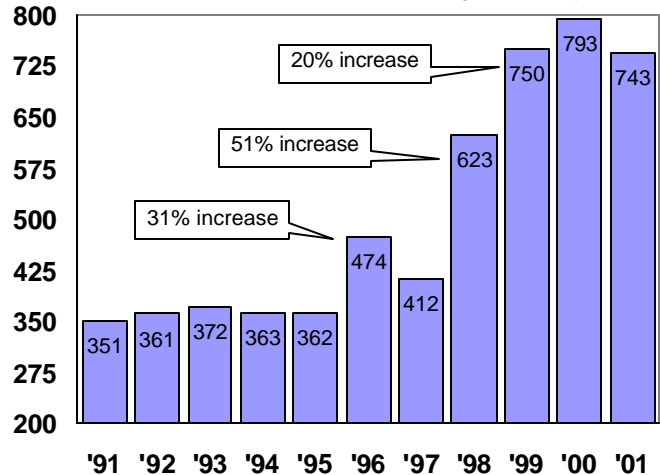
### Tight Regulations Force Cutbacks

Active landfills accepting waste each year



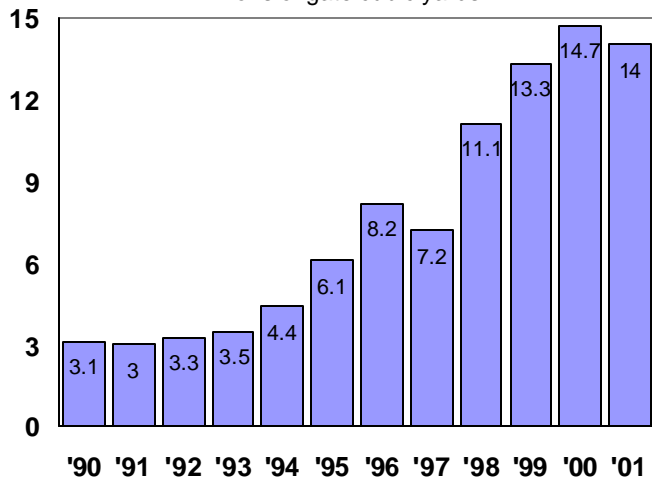
### Pushing Survivors To Build Capacity

Available landfill space, millions of gate cubic yards



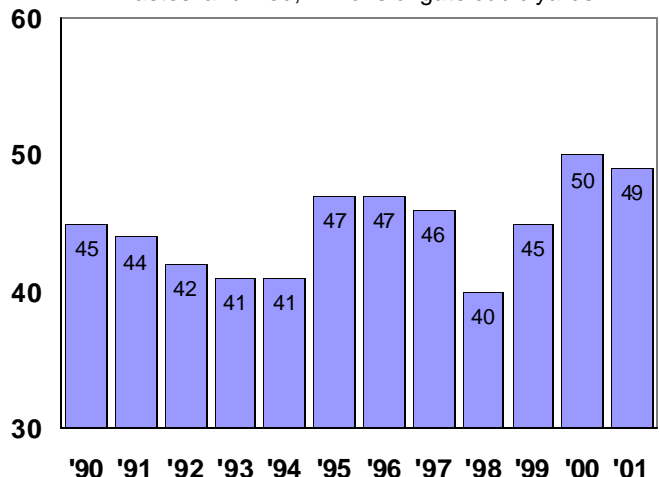
### Average Landfill Capacity Grows

Millions of gate cubic yards



### While Disposal Rates Remained Constant

Wastes landfilled, millions of gate cubic yards



## Municipal Waste Management Plans and Plan Updates

The Solid Waste Planning and Recycling Act requires all Illinois counties and the city of Chicago to develop, adopt and implement 20-year municipal waste management plans.

Every five years, each plan must identify changes in planning areas, evaluate progress in plan implementation and, if necessary, revise plan recommendations and goals. The county also has the option of updating its solid waste generation rate. The plan is then submitted to the Illinois EPA for review and comment.

Questions concerning these plans should be directed to the appropriate local administrators listed in Appendix K of this report.

## Results of Illinois Recycling Economics Study

The National Recycling Economic Information Study, conducted by R.W. Beck<sup>1</sup> on behalf of the National Recycling Coalition<sup>2</sup> (NRC), and commissioned by the U.S. EPA, identified and documented the impact of the recycling/reuse industries in the United States. Illinois was among 12 states researched. Preliminary results show that Illinois hosts over 2,400 recycling and re-use establishments employing 56,000 people, generating a \$1.8 billion payroll and earning \$12 billion in annual revenues. Visit the NRC website at [www.nrc-recycle.org](http://www.nrc-recycle.org) for more detail.

<sup>1</sup> R.W. Beck Inc. contact: Jonathan Burgiel at 407-422-4911 or [jburgiel@rwbeck.com](mailto:jburgiel@rwbeck.com)

<sup>2</sup> NRC contact: Kate Krebs at 703-683-9025 or [katek@nrc-recycle.org](mailto:katek@nrc-recycle.org)

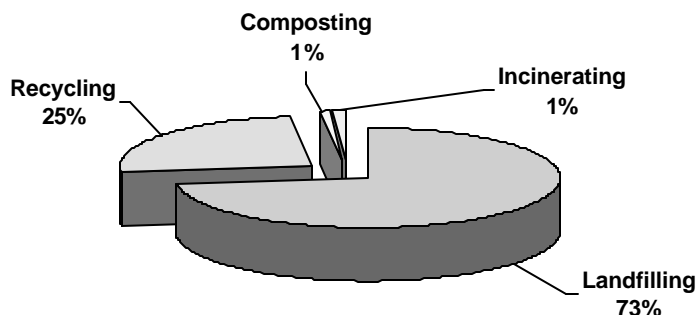
## Municipal Waste Management in Illinois: 2000

Municipal waste figures accepted at Illinois landfills (see table on page 4) show that 49.2 million cubic yards (or 14.9 million tons) was disposed in 53 landfills. This amount shows 73 percent of the municipal waste stream as managed by the state's landfills.

Many compost sites are located at landfills to manage landscape waste which is banned from disposal. Agency permitted compost facilities accepted 363,075 tons in 2000. The percentage composted is one percent of the municipal waste stream. (See table on page 10.)

In 2000, a small amount of suburban Chicago's waste, one percent of the municipal waste stream, was incinerated at Robbins Resource Recovery Facility. The amount incinerated appears in the table on page 11 as 207,095 tons. Because this site closed, it will no longer be available as an option for solid waste management in 2001.

## Municipal Waste Management in Illinois: 2000



Local governments have surveyed haulers and recycling centers to determine the amount of recycling in their areas. Recycling surveys voluntarily submitted by recycling coordinators report 5.3 million tons of the waste stream is recycled. This number includes data from other years, and is viewed as the most recent available data (see page 9). Waste generation and recycling figures were prepared in many cases during the solid waste planning process several years ago. In many cases, no new research has been done since then.

Landfilling continues to play the largest role in the handling of the municipal waste stream in Illinois. It is estimated that three-quarters of the waste stream is handled using this method of disposal.



## Recycled amount is increasing

The amount of municipal waste recycled in the state rose less than one percent from 1999's figure, which also rounded to 5.3 million tons. The percent recycled rose from 35 percent in 1999 to 35.1 percent in 2000 state-wide. Many local governments report that they have not only met, but have exceeded local recycling goals mandated by the Solid Waste Planning and Recycling Act.



### Municipal Wastes Generated & Recycled

Region	Estimated Population	Waste Generated		Waste Recycled	
		Tons	PCD	Tons	Percent
One: Northwestern Illinois	794,513	826,767	5.7	245,786	29.7
Two: Chicago Metropolitan	8,121,136	10,937,982	7.4	4,207,346	38.5
Three: Peoria/Quad Cities	761,207	932,987	6.7	245,191	26.3
Four: East Central Illinois	854,287	939,320	6.0	225,465	24.0
Five: West Central Illinois	557,076	431,045	4.2	115,785	26.9
Six: Metropolitan East St. Louis	705,847	644,848	5.0	216,062	33.5
Seven: Southern Illinois	439,319	388,699	4.8	51,567	13.3
<b>Total</b>	<b>12,233,725</b>	<b>15,101,648</b>	<b>6.8</b>	<b>5,307,340</b>	<b>35.1</b>

### State Solid Waste & Recycling Grants

The Department of Commerce and Community Affairs (DCCA), Bureau of Energy and Recycling supports a number of grants to governments, not-for-profit organizations and businesses.

For information about grant programs promoting recycling efforts, contact these DCCA staff members.

<u>Division and Contact Person</u>	<u>Phone</u>
◆ <b>Recycling &amp; Waste Reduction Division</b> Reg Willis, Manager	217-782-7887
◆ <b>Resource Recovery Section</b> Jeff Markland, Manager	217-524-0933
◆ <b>Resource Development Section</b> Dean Bair, Manager	217-785-2006
◆ <b>Education, Research and Development</b> Ron Swager, Manager	217-785-3498

For information about recycling publications contact the Solid Waste Clearinghouse at 800-252-8955 (Illinois only) or 217-785-0211 (out-of-state).

For information regarding the U.S. EPA/National Recycling Coalition/R.W. Beck study on recycling economics, contact Ron Swager at the number above.

### Who to Call for Help With Specific Waste Problems

The Illinois EPA supports a number of waste disposal and recycling efforts aimed at helping households and selected institutions safely dispose of household hazardous waste, scrap tires, leftover paint, used motor oil, educational hazardous waste, and more.

To obtain the latest information about these programs, or to learn the dates, times and locations of drop-off collections, please call one of the following:

- ◆ Dan Rion, at 217-782-9294, concerning scheduling of Household Hazardous Waste collections;
- ◆ Tap Hefley, at 217-524-4655, concerning scrap/used tire disposal;
- ◆ Dave Saladino, at 217/558-4115 concerning high school laboratory hazardous waste and used fluorescent and high intensity light bulb disposal;
- ◆ Dave Anderson, at 217/558-2574, concerning what to do with waste paint and used motor oil.

## Delegated inspection program

The Illinois EPA has delegated inspection authority to 18 county agencies, Ambrav Valley Solid Waste Agency and Chicago. This program takes advantage of additional manpower at the local level.

Delegation agreements authorize these agencies to conduct many of the duties that would otherwise be performed by an Illinois EPA field office: investigating suspected violations of land pollution laws and reports of open dumping, and inspecting landfills, transfer stations and compost facilities permitted through the Agency's Bureau of Land. Inspections can also include industrial landfills and monofills (private facilities that do not accept municipal solid waste).

Thousands of inspections of pollution control facilities and other sites were completed by delegated agencies during 2000. These efforts at the local level stimulate the regulated community to take all necessary steps to comply with environmental regulations. Also, prompt response by local authorities does much to curtail open dumping, unfortunately a common practice throughout Illinois. ♦



## Composting is increasing by seven percent a year

Landscape wastes were banned from Illinois landfills beginning July 1, 1990. Since then the number of active compost facilities has begun to approach the number of active landfills, and may exceed them in a few years.

As might be expected, composting is most common in Region Two, where 45 percent of the state's landscape wastes in 2000 were processed.

Compost facilities report to the Agency each year the quantities of wastes accepted. In 2000, the state's compost facilities processed 363,088 tons of landscape wastes, a one percent increase over 1999's total of 357,991 tons.

Landscape wastes processed in 2000 represent only about one percent of total wastes landfilled in Illinois that year. While this percentage is small, it is important to note that composting kept more than 360,000 tons of wastes out of landfills. Each ton of waste not landfilled is a ton of landfill capacity preserved.

New compost sites mentioned in the 14<sup>th</sup> annual report are Joyce Farms, Illinois State University (ISU) Compost Site and Excel Corp. Compost Facility.

### Compost Facilities: Wastes Handled 2000

Region	Active Facilities	Tons
One: Northwestern Illinois	7	93,017
Two: Chicago Metropolitan	17	186,580
Three: Peoria/Quad Cities	5	12,329
Four: East Central Illinois	6	21,446
Five: West Central Illinois	4	7,635
Six: Metropolitan East St. Louis	7	64,807
Seven: Southern Illinois	1	799
<b>Total</b>	<b>47</b>	<b>363,088</b>

### New Compost Sites Mentioned in Report

Region	Facility Name	County	Municipality
Two	Joyce Farms Compost Facility	Kankakee	Essex
Four	Ill. State University Comp. Site	McLean	Normal
Five	Excel Corp. Compost Facility	Cass	Beardstown

### Transfer Stations: Wastes Handled 2000

Region	Active Facilities	Tons
One: Northwestern Illinois	7	130,288
Two: Chicago Metropolitan	56	4,319,155
Three: Peoria/Quad Cities	4	19,830
Four: East Central Illinois	6	125,896
Five: West Central Illinois	3	1,076
Six: Metropolitan East St. Louis	5	49,990
Seven: Southern Illinois	2	N/A
<b>Total</b>	<b>83</b>	<b>4,646,235</b>

In 2000, 80 transfer stations handled 4.6 million tons of trash, or nearly one third of wastes landfilled statewide. If the number of active landfills falls from 53 in 2000, to the mid-40s, or even the upper-30s, over the next decade, the number of transfer stations can be expected to grow, as will the amount of wastes they will handle.

The Agency attempted to get data from transfer stations, but not all of the facilities chose to voluntarily return the survey, so transferred amounts are under-represented in this report.

#### Amount incinerated for energy recovery or volume reduction is small

An additional 207,095 tons (683,413 cubic yards) of waste was received at the Robbins Resource Recovery Facility in suburban Chicago in 2000, a 45 percent decrease from 1999. For business reasons, the waste-to-energy facility closed in late 2000.

### Incinerator: Wastes Handled 2000

Region	Tons
Two: Chicago Metropolitan <sup>1</sup>	207,095
<b>Total</b>	<b>207,095</b>

<sup>1</sup> Robbins Resource Recovery Facility

### Closure of Robbins Resource Recovery Facility

On Sept. 15, 2000, operations were suspended at the Robbins Resource Recovery Facility, which filed for relief under Chapter 11 of the Bankruptcy Code, and directed 11 contracting municipalities to deliver their waste to Homewood Disposal Service Inc. Controversies arose among the parties regarding continued force and effect of the waste disposal agreements under this arrangement.

Effective July 31, 2001, long term waste disposal agreements with Robbins Resource Recovery Partners were terminated. These agreements obligated the communities to dispose of all municipal waste at the waste-to-energy facility in Robbins at a fixed price for a twenty year term.

Gerald F. Munitz, of Goldberg, Kohn, Bell, Black, Rosenbloom and Moritz, Ltd. served as bankruptcy counsel for the 11 municipalities and the Southern Suburban Solid Waste Agency in the settlement discussions that resolved all outstanding disputes and resulted in termination of the waste disposal agreements.

## **Pollution Control Facility Siting Costs in Chicago Metropolitan Area**

There are no large tracts of land left in Cook County to build municipal waste landfills. Development and construction of a transfer station requires smaller parcels of land ranging in size from six to 14 acres. Smaller properties might suffice, but design costs would escalate. Total costs to site a transfer station in Chicago might range from \$150,000 - \$300,000 plus property costs. Included in this total are costs associated with legal negotiations and engineering design. Additional costs in an urban area would be those required to follow fire and building codes.

Transfer stations storing landscape waste over 24 hours do not require local siting approval, but do require an Agency permit. Municipal waste transfer stations that accept refuse might also wish to collect and process recyclable items, including metals and construction and demolition materials.

Because the Chicago Department of Environment has additional permitting and zoning requirements, it may be easier to site a transfer station in the suburbs rather than in the City. Examples of recent construction of transfer stations show extremes between state-of-the-art facilities and low tech facilities. For example, Wheeling Township Transfer Station (Cook Co./Glenview) built in 1994, at a cost of \$12 million. On the DuPage and Kane County border, built in March 1999, DuKane Transfer Station's entire cost is estimated at one million dollars. This includes the purchase of 5.2 acres, siting studies, design work, engineering studies, application fee of \$120,000, hearing and court costs. This facility manages approximately 1,500 tons per day and is a fairly low-tech operation. Details about each of these sites (and others developed and constructed recently) are found on pages R2.24 to R2.85.

## **Permitting Requirements of Illinois EPA**

New landfills or landfill expansions cannot be built unless the Bureau of Land issues a permit. Issuance of a Bureau of Air permit to a landfill identifying it as a potential new source of air pollution must also be obtained.

An initial completeness review normally takes 30 days. If omissions are found, the application is rejected as incomplete. The applicant then has 35 days to provide additional information to make an application complete.

Once an application is found to be complete, technical reviews are done. Rather than sending out a formal denial letter, the reviewer prepares a draft denial letter which explains the areas in the application that are deficient. The applicant has a choice of either providing some additional information in the form of an addenda to the original application or asking the reviewer for a formal denial that could be appealed to the Illinois Pollution Control Board. Additional information is usually provided. Approval or denial of a permit application takes 180 days, unless an extension is granted.

### **Approval and/or denial of permit applications**

During the review period, comments are solicited from Bureau of Land's Regional Office, Groundwater Assistance Unit and the Solid Waste Unit. After review of the applications, the addenda, and comments from public officials, the general public and the regional office, final action is ready to be taken.

If the reviewers have found the application to completely adhere to applicable environmental regulations, then the permit is approved outright or with special conditions. If there is something wrong with the application that either cannot be fixed or the applicant is unwilling to fix, then, the Permit Section denies the permit.

If the application is denied, an owner/operator could submit a new application, appeal the Agency's denial of the permit through the Illinois Pollution Control Board or they could abandon the project. Most choose to submit a new application, starting the 180-day process over.

Permits for landfills contain detailed requirements for the design, construction, capacity and operation of the landfills. They also contain stringent requirements for monitoring the groundwater beneath and around the landfill to detect releases from the landfill that would adversely impact the quality of the groundwater. Finally, the permit contains detailed requirements to properly "close" the landfill once it has been filled to permitted capacity and to provide for proper care of the landfill after it has been closed.

From time to time, the owner/operator of a landfill must modify the facility's permit. These modifications can address many things, including changes in construction and/or operational practices; construction of cells within the permitted landfill boundaries and groundwater monitoring issues.

### **Closure and post-closure care time period**

Once a landfill has received its permitted volume of waste, it must be "closed" in accordance with an approved plan. Proper closure of a landfill includes establishing a proper grading plan to allow for precipitation to run off the landfill, constructing a final cover over the waste to minimize the amount of precipitation which can infiltrate the landfill, establishing a vegetative cover system over the final cover system to minimize its erosion and finalizing the gas and leachate management systems of the landfill to ensure that the gas and leachate generated in the landfill after the landfill is closed can be properly managed.

After a landfill has been properly closed, it must then receive at least 30 years of post-closure care. Proper post-closure care includes maintaining the vegetative cover to ensure it does not erode, monitoring the groundwater to ensure there have been no releases to it from the landfill and removing the gas and leachate generated in the landfill to ensure that they do not have adverse impacts on the area surrounding the landfill.

Closure activities, depending on the site, may include: capping the landfill; installing monitoring devices if they are not already in place; providing topsoil, seeding, and mulching as necessary; and possibly converting the land for follow-up use. Routine post-closure care continues for 30 years after a landfill stops accepting waste and includes maintaining the surface cover, monitoring gas and leachate, pumping and transporting leachate, if necessary, and monitoring groundwater. Estimates for both closure and post-closure care costs must be based on an engineering estimate of the cost for a third party to perform the necessary work and maintenance. Financial assurance is also required for corrective action, such as remediation of catastrophic events like fire, severe erosion and groundwater contamination.

## **Financial Assurance Requirements**

Funding for landfill closure, post-closure maintenance and corrective action must be provided by the landfill owners and operators, ensuring costs are not borne by taxpayers. Many different mechanisms are available to help landfill owners prove now that they will be able to pay later.

Financial assurance mechanisms for landfill closure and long-term care fall into three broad categories: cash-in-hand, in the form of trust funds or escrow accounts; third-party insurance, including letters of credit and surety bonds; and various types of self-insurance. Self-insurance can include a financial test, a guarantee by a parent corporation or government entity, or deferred funding in the form of pledge of revenues. The state can further determine which mechanisms are allowable for publicly and privately owned landfills and how landfill owners and operators must provide accounting.

Closure and long-term cost estimates are revisited annually for active landfills. For those which closed under Part 807 regulations, review takes place every two years. Costs are updated based on the remaining capacity in the landfills, and any adjustments made for estimated costs of future leachate disposal, a big part of post-closure maintenance expenses, increased costs for electricity and labor and other items. The funds available must be adequate to cover the projected costs.

For more information, about Illinois regulations regarding financial assurance contact **Blake Harris, Bureau of Land, at 217-785-8604.**

## **Solid Waste Landfill Terms Defined**

**Closure:** procedure that a solid or hazardous waste management facility undergoes to cease operations and ensure protection of human health and the environment in the future.

**Final Cover System:** the materials or layers (i.e., erosion/vegetative layer, infiltration/barrier layer, drainage layer) installed over the top of a closed landfill to minimize infiltration and erosion.

**Leachate:** any liquid, including any suspended components in the liquid, which percolated through or drained from waste.

**Operation & Maintenance:** activities conducted at a site after a final response action has concluded, to ensure that the treatment and containment system is functioning properly. This may include: grading, seeding and mowing the vegetative layer, monitoring and repairing gas and leachate collection systems; treating collected leachate; and maintaining and repairing the physical integrity of drainage control structures.

**Response Action:** an action taken to reduce or control risks to human health and the environment.

**Site investigation:** a study designed to gather data needed to determine the nature and extent of contamination.

## **Illinois FIRST -- 33 Abandoned Landfills Targeted for Clean-up**

In March 1999, as part of Governor George H. Ryan's Illinois FIRST legislation (a mechanism to provide funds for infrastructure, roads, schools and transit), the General Assembly appropriated \$50 million to remediate 33 abandoned landfills located in 21 counties throughout the state. Although these landfills stopped accepting waste, they were not properly closed. Resulting risks include leachate entering the groundwater aquifers and migrating into a drinking water source, contaminated surface waters from run-off, explosions from methane build-up, odors, presence of vectors and other rodents, exposure to pathogens, infectious wastes or hazardous substances present in the exposed refuse and uneven terrain or landslides due to differential settling or unstable slopes.

The remediation work at these landfills will include pumping out accumulated leachate (rainwater that has been in contact with the decaying garbage), constructing a new and improved soil cover to prevent future rainwater infiltration into the landfill, grading and slope stabilization and seeding for vegetation. Several years of post-remedial care will also be necessary for maintenance and monitoring.

After the remedial work is complete, as many as 12 of these abandoned landfills may be available for use as safe open space, such as parks and wildlife areas, or serve municipal functions as city garages or parking lots.

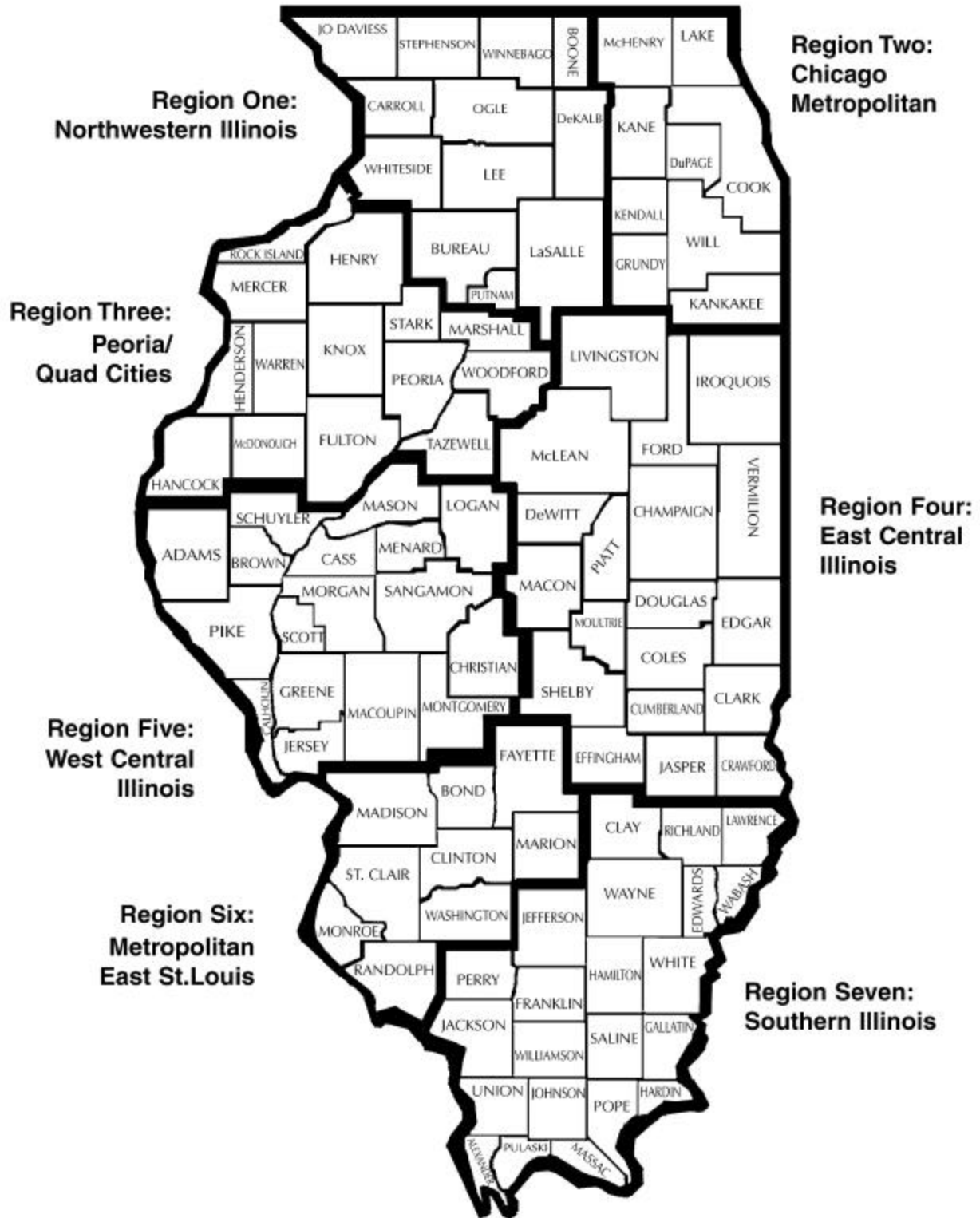
A total of 33 abandoned landfills are identified that require State funding to insure protection of public health and the environment. The Illinois FIRST funding includes \$10 million each for five State Fiscal Years during 2000-2004.

Separate appropriations totaling \$15 million were approved for stabilizing and remedial work on what the Illinois EPA had identified as the "worst" site, Paxton II in southwest Chicago, due to an imminent threat of a collapse of a portion of the landfill.

The Illinois EPA will make every effort to recover the State's remedial costs from the responsible parties.

For more information on Illinois EPA's response, a report entitled Illinois First Abandoned Landfill Program is available on our Bureau of Land website; click on the clean-up programs and state response program authority links. ♦

# Illinois Environmental Protection Agency Administrative Regions

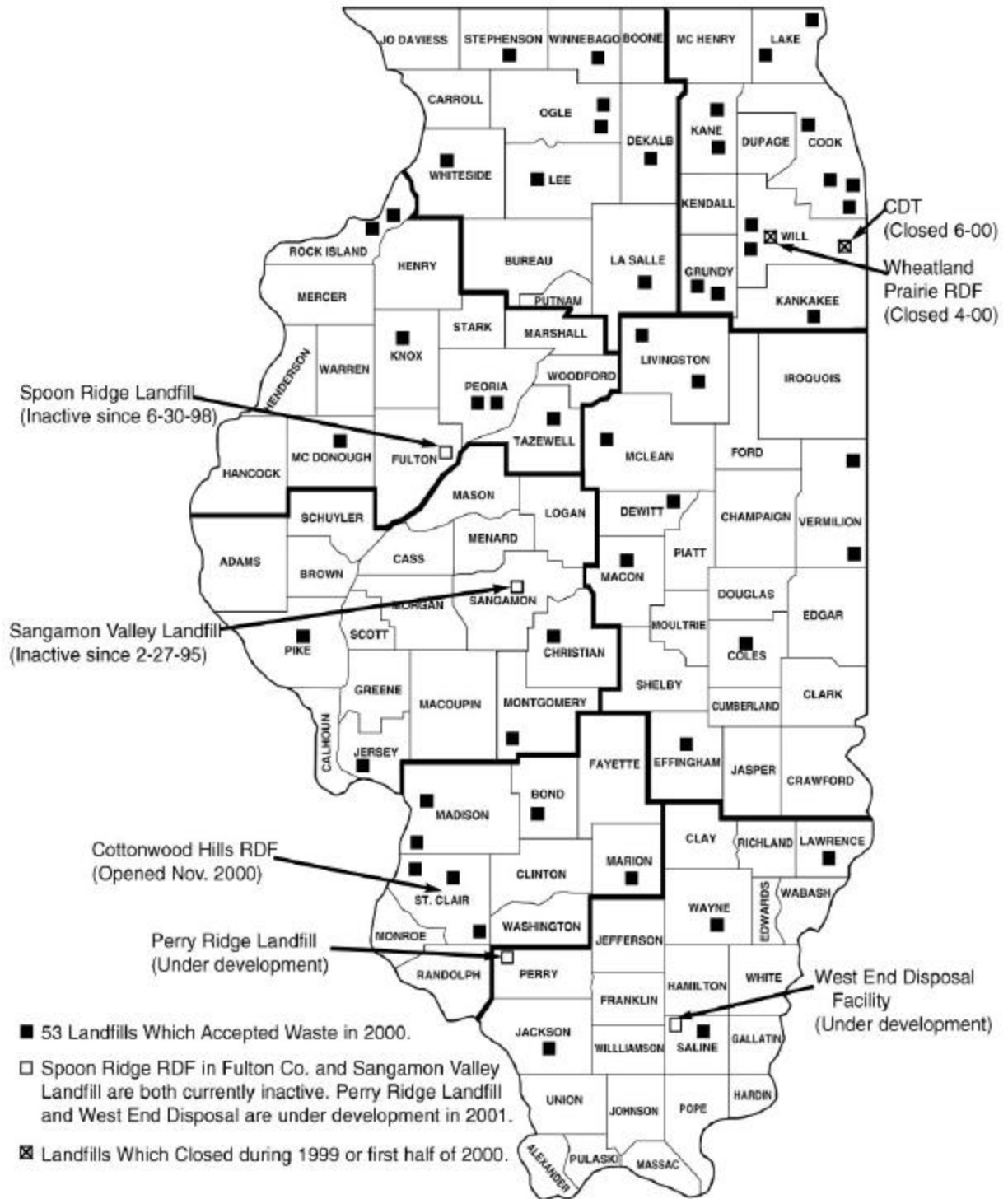


Regional offices are located in Rockford, Des Plaines, Peoria, Champaign, Springfield, Collinsville and Marion

This page left blank intentionally



# Landfills: Active, Closed, Under Development



This page left blank intentionally

## Region One: Northwestern Illinois

# Landfills Transfer Stations Compost Facilities



*Waste trucks hauling to Onyx Orchard Hills Landfill, Davis Junction ranked number five in the State for wastes disposed and number four in remaining capacity*

This page left blank intentionally

**F**OUR NEW LANDFILLS DEVELOPED SINCE 1996 IN REGION 1 SHOW up in the top 12 ranking of all the states landfills in terms of capacity. Prairie Hill Recycling and Disposal Facility ranks third in the state with 50.2 million cubic yards; Onyx Orchard Hills Landfill is fourth with 47.4 million cubic yards; Lee County Landfill ranks seventh overall and Landcomp Landfill ranks twelfth.

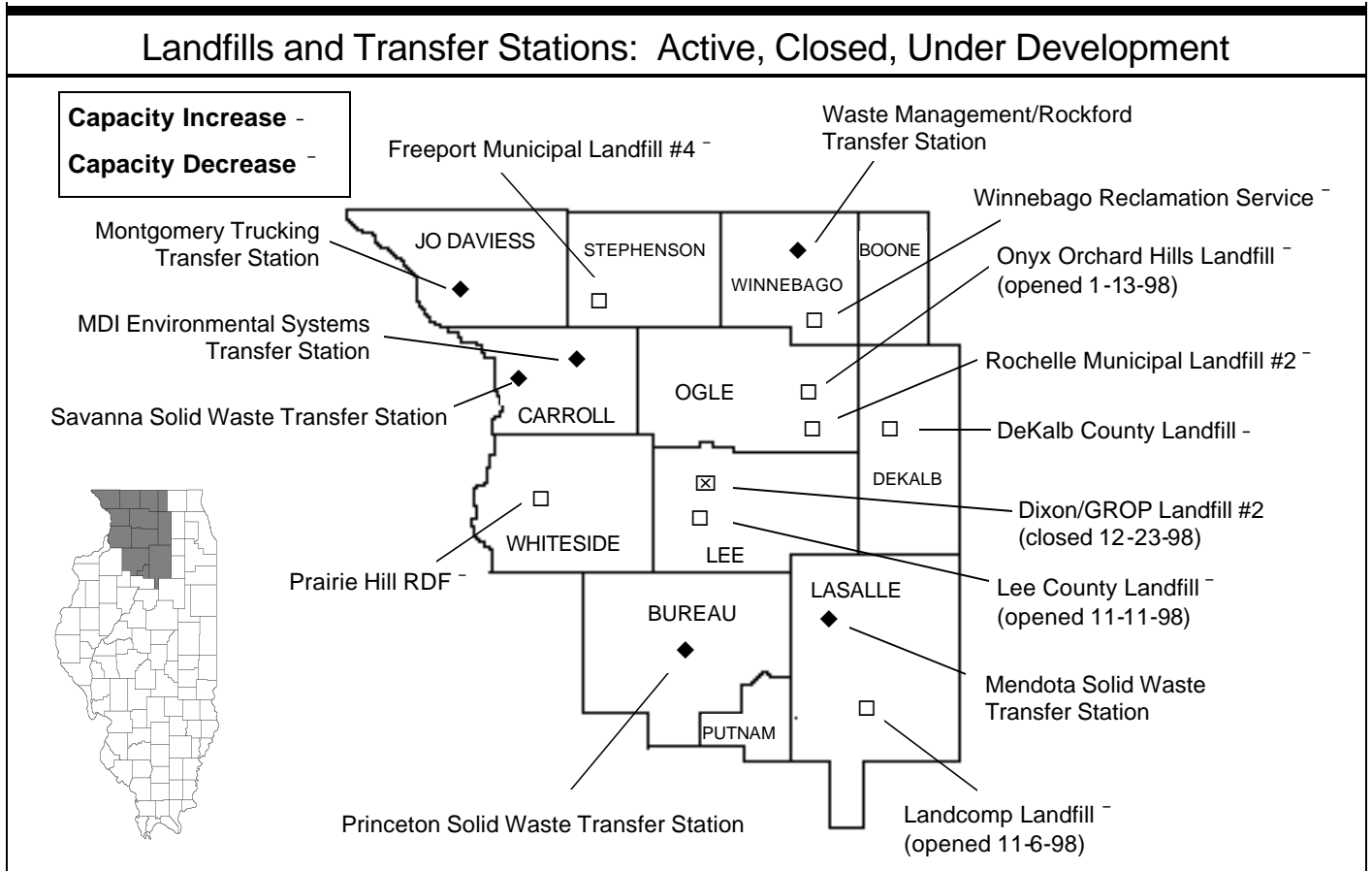
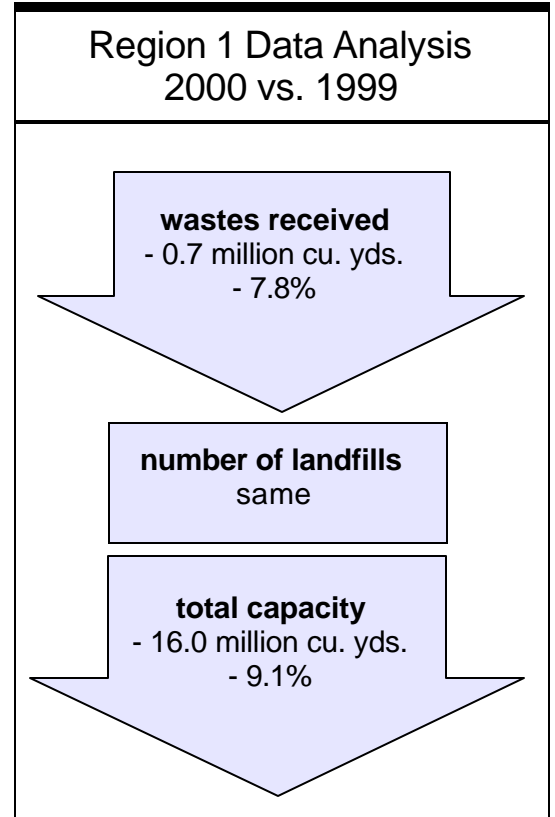
Region One's eight active facilities received 8.5 million gate cubic yards of wastes in 2000 — or 726,360 gate cubic yards less than in 1999.

### Newer facilities

Lee County Landfill, (ranked 4<sup>th</sup> in terms of waste receipts) with almost 3.1 million cubic yards of waste. Onyx Orchard Hills Landfill, Davis Junction, (ranked 5<sup>th</sup> in terms of waste receipts) with 2.6 million gate cubic yards.

Prairie Hill Recycling & Disposal Facility reports accepting out-of-state wastes; sixteen percent of its waste was from Iowa. Onyx Orchard Hills Landfill accepted one percent of its waste from Wisconsin.

Winnebago Reclamation Service, rounded out the top 12 in terms of waste receipts with 1.1 million cubic yards.



<b>Counties</b>	<b>12</b>
<b>Area (square miles)</b>	<b>7,371</b>
<b>Population (est.)</b>	<b>794,513</b>
<b>Landfill life expectancy</b>	
<b>Years remaining</b>	<b>19*</b>
<b>Landfills</b>	
<b>Active in 2000</b>	<b>8</b>
<b>Closed in 2000</b>	<b>0</b>
<b>Opened in 2000</b>	<b>0</b>
<b>Open past 2002</b>	<b>7</b>
<b>Transfer Stations</b>	
<b>Active in 2000</b>	<b>7</b>
<b>Compost facilities</b>	
<b>Active in 2000</b>	<b>7</b>
<b>New in 2001</b>	<b>1</b>

♦ Total remaining capacity (from table below) divided by total wastes accepted. Tells how long the region may be served by local landfills at current disposal rates, barring capacity adjustments, until capacity is depleted.

### Capacity declines only 9.1 percent in 2000

This region is second in the state to Peoria Quad Cities (Region 3) in remaining capacity share. The largest landfill in terms of remaining capacity in the region Prairie Hill RDF reported 50.2 million cubic yards of space available as of Jan. 1, 2001, making it third in the state in capacity rankings on that date. A close second is Onyx Orchard Hills Landfill, with 47.4 million cubic yards, which ranks fourth.

Total capacity for the Region's seven landfills, reporting on Jan. 1, 2001, was 159.6 million gate cubic yards, which is 16.0 million gate cubic yards less than the amount reported on Jan. 1, 2000, a 9.1 percent decline.

### Three landfills opened in 1998, boosting the State's capacity

Onyx Orchard Hills Landfill, Davis Junction, began taking wastes on Jan. 13, 1998. Later in November 1998, Landcomp Landfill, Ottawa, opened. Lee County Landfill, Dixon, also opened at that time. Nearby Dixon/GROP Landfill #2 ceased accepting waste in December 1998.

All these newer landfills show up in the top twelve listing in terms of capacity remaining at the State's landfills as of Jan. 1, 2001.

Freeport Municipal Landfill #4 planning to close soon, shows up dead last in terms of capacity remaining or available.

Landfills: Wastes Accepted 2000; Remaining Capacities Jan. 1, 2001									
	Municipality	County	Wastes		Capacity		Disp. Area Acres	Close Year	
			Cu. Yds.	Rank <sup>1</sup>	Cu. Yds.	Rank <sup>2</sup>			
	DeKalb County Landfill	DeKalb	245,694	40	5,041,000	30	64	2020	
CLOSED	Dixon/GROP Landfill #2 <sup>3</sup>	Dixon	0	N/A	0	N/A	61.8	1998	
	Freeport Municipal Landfill #4	Freeport	37,107	51	30,000	53	17	2001	
	Landcomp Landfill	Ottawa	659,254	23	21,936,000	12	101.5	2033	
	Lee County Landfill	Dixon	3,052,273	4	25,760,000	7	142	2014	
	Onyx Orchard Hills Landfill ♦	Davis Junction	2,600,000	5	47,443,000	4	175	2019	
	Prairie Hill RDF ♦	Morrison	569,635	24	50,208,000	3	229	2040	
	Rochelle Municipal Landfill #2	Dement Twp.	288,000	36	1,547,000	38	80.6	2006	
	Winnebago Reclamation Service	Rockford	1,098,657	12	7,641,000	25	43	2012	
	<b>Totals</b>		<b>8,550,620</b>		<b>159,606,000</b>				

♦ Two landfills accepted out-of-state wastes from Iowa & Wisconsin during 2000 totaling 94,088 cu. yds. or 1% of the region's total.  
<sup>1</sup> Standing among 53 landfills that accepted wastes during 2000.  
<sup>2</sup> Standing among 53 landfills that reported capacity as of Jan. 1, 2001.

Lee County Landfill, in Dixon received an Agency permit allowing its owners to begin construction in the summer of 1998 and started accepting wastes by November 1998. This facility replaced Dixon/ GROF Landfill #2, which was filled to capacity in December 1998. Freeport Municipal Landfill #4 anticipated reaching capacity and closing by the end of 2001, but will likely remain open in to 2002. All other landfills will remain open past 2001.

### Delegated inspections in LaSalle and Ogle counties

The Illinois EPA has delegated inspection authority to the LaSalle County Department of Environmental Services and Land Use, and to the Ogle County Solid Waste Management Department.

Delegation agreements authorize these agencies to conduct many of the duties that would otherwise have to be performed by the Illinois EPA field office: investigating and enforcing suspected violations of land pollution laws and reports of open dumping, also inspecting landfills, transfer stations and compost facilities permitted through the Agency's Bureau of Land. (Inspections also include industrial landfills, or monofills, and landfills that closed prior to 1998; these facilities are not included in this report.)

### Rockford dominated regional transfer station activity

An Agency voluntary survey determined Region 1's transfer stations handled more than 130,000 tons of municipal wastes in 2000, an amount equivalent to 1.5 percent of the wastes landfilled in the region. Of those voluntarily reporting, Waste Management's facility in Rockford processed 67 percent of the regional total.

Transfer Stations: Wastes Handled 2000				
	Municipality	County	Tons	
	MDI Env. Systems	Lanark	Carroll	31,000
	Mendota Solid Waste	Mendota	LaSalle	N/A
	Montgomery Trucking	Elizabeth	JoDaviess	N/A
	Prairie Hill	Morrison	Whiteside	N/A
	Princeton Solid Waste	Princeton	Bureau	11,927
	Savanna Solid Waste	Savanna	Carroll	N/A
	Waste Mgt./Rockford	Roscoe	Winnebago	87,361
	<b>Total</b>			<b>130,288</b>

## Questions and Complaints

Illinois EPA Region One field office personnel investigate reports of suspected illegal waste disposal, and inspect the region's landfills, transfer stations and compost facilities, except in **LaSalle and Ogle** counties, where joint responsibility has been delegated to local authorities.

Questions or complaints concerning pollution control facilities, open dumping or other incidents should be directed to the office having jurisdiction over the site:

**Illinois EPA**  
**4302 N. Main St.**  
**Rockford, Ill. 61103**  
**Phone: 815-987-7760**  
**Fax: 815-987-7005**

**LaSalle County Department of Environmental Services and Land Use**  
**LaSalle County Courthouse**  
**119 W. Madison, Room 400**  
**Ottawa, Ill. 61350**  
**Phone: 815-434-8666**  
**Fax: 815-433-9303**

**Ogle County Solid Waste Management Department**  
**105 S. 6th St.**  
**Oregon, Ill. 61061**  
**Phone: 815-732-4020**  
**Fax: 815-732-3709**

## Municipal Waste Management Plans

The Solid Waste Planning and Recycling Act requires all Illinois counties and the city of Chicago to develop, adopt and implement 20-year municipal waste management plans.

Plans include programs and recommendations to achieve solid waste management goals, which typically include waste reduction, recycling, incineration and landfilling as program options.

The law requires each plan to include a program designed to recycle 15 percent of municipal wastes by the end of the third year of the program and 25 percent of municipal wastes by the end of the fifth year, depending upon the availability of markets.

Every five years, each plan must identify changes in planning areas, evaluate progress in plan implementation and, if necessary, revise plan recommendations and goals. The county also has the option of updating its solid waste generation rate. The plan is then submitted to the Illinois EPA for review and comment.

Five year plan updates have been adopted by all counties in Region 1.

Ten year plan updates have also been adopted by LaSalle, Whiteside and Winnebago counties.

Questions concerning these plans and their availability should be directed to the appropriate local administrators listed in Appendix K of this report.

**Details concerning Region One landfills, transfer stations and compost facilities follow on pages R1.5 through R1.28.**

## DeKalb County leads in composting

Region One's compost facilities reported processing more than 93,000 tons of landscape wastes in 2000. South Meridian Composting, Rockford processed 59 percent of the region's total. An additional compost site became active in 2001, Rare Earth Diversified Services in Bureau County.

### Compost Facilities: Wastes Accepted 2000

	Municipality	County	Tons
DeKalb County Landfill	DeKalb	DeKalb	12,618
Dixon/GROP Landfill #2	Dixon	Lee	973
Freeport Municipal LF #4	Freeport	Stephenson	2,670
Peru Municipal Landfill #2	Peru	LaSalle	1,183
Rare Earth Diversified Serv. <sup>1</sup>	Wyanet	Bureau	N/A
Rockford Composting	Cherry Valley	Winnebago	19,722
South Meridian Composting	Rockford	Winnebago	55,151
States Land Improvement	Ottawa	LaSalle	700
<b>Total</b>			<b>93,017</b>

<sup>1</sup> Permitted to operate 6-1-01.

## Average regional recycling rate remains healthy

The Agency does not regulate recycling nor is it required to obtain statistics. Nevertheless, as a public service, the Agency sought this information from county recycling coordinators, who reported recycling rates ranging from three to 68 percent.

Region One's overall recycling rate of 29.7 percent is a multi-year average rather than an average for 2000, because five counties did not report in 2000. ♦

### Municipal Wastes Recycled

County	Estimated Population	Waste Generated		Waste Recycled	
		Tons	PCD	Tons	Percent
Boone	41,786	32,029	4.2	8,802	27.5
Bureau	35,606	22,094	3.4	3,330	15.1
Carroll <sup>1</sup>	16,941	10,231	3.3	2,194	21.4
DeKalb	88,969	150,006	9.2	101,825	67.9
JoDaviess <sup>1</sup>	21,678	12,697	3.2	1,425	11.2
LaSalle	110,000	108,000	6.1	27,453	25.4
Lee	35,777	32,491	5.0	8,029	24.7
Ogle	51,032	39,116	4.2	8,297	21.2
Putnam <sup>1</sup>	6,086	4,332	3.9	393	9.1
Stephenson	48,052	37,616	4.3	1,244	3.3
Whiteside	60,186	54,000	4.9	15,694	29.1
Winnebago	278,400	324,155	6.4	67,100	20.7
<b>Totals</b>	<b>794,513</b>	<b>826,767</b>	<b>5.7</b>	<b>245,786</b>	<b>29.7<sup>2</sup></b>

<sup>1</sup> Has residential recycling ordinance.

<sup>2</sup> Regional average



## DeKalb County Landfill

<b>County</b>	DeKalb
<b>Municipality</b>	DeKalb
<b>Location</b>	18370 Somonauk Road
<b>Location ☎</b>	815-758-6906
<b>Hours of operation</b>	Mon.-Fri.: 7 a.m. - 3:30 p.m.
<b>Wastes accepted</b>	Municipal, nonhazardous special*
<b>Tipping fee</b>	\$35 per ton
<b>Owner</b>	Waste Management of Illinois Inc.**
<b>Operator</b>	Waste Management of Illinois Inc.**

\*Generated within county; does not accept out-of-county wastes.

### Facility Facts

<b>Identification number</b>	0378020001
<b>Design capacity, airspace cu.yds.</b>	2,302,851
<b>Total permitted landfill area, acres</b>	245
<b>Permitted disposal area, acres</b>	64
<b>Highest permitted elevation, feet (msl)</b>	945
<b>Leachate monitoring stations</b>	3
<b>Groundwater monitoring wells</b>	28
<b>Methane collection system</b>	Yes
<b>Years remaining, estimated by landfill</b>	20*
<b>Date/year to open C date/year to close</b>	1974 - 2020

\*Increase in remaining site life due to better compaction and a decrease in annual gate receipts.

### Wastes Received: 1998, 1999, 2000

	TOTAL WASTES ACCEPTED			OUT-OF-STATE WASTES ACCEPTED		
	gate cu. yds	tons	tons/day	gate cu/yds.	tons	% of total
<b>1998</b>	241,440	73,164	281	0	0	0
<b>1999</b>	258,333	78,283	301	0	0	0
<b>2000</b>	245,694	74,453	286	0	0	0
1998 State of Origin: Illinois only    1999 State of Origin: Illinois only    2000 State of Origin: Illinois only						

### Remaining Capacities: Jan. 1, 2000, and Jan. 1, 2001

<b>2000 certified gate cu. yds. (tons)</b>	3,788,000	(1,148,000)
<b>2001 certified gate cu. yds. (tons)</b>	5,041,000	(1,528,000)

### Audits and Inspections

<b>Solid Waste Mgt. Fees paid in 2000</b>	\$73,977
<b>Last audited by Illinois EPA</b>	6-9-98, 5-30-00 & 6-25-01
<b>Facility inspected by</b>	Illinois EPA, Rockford Regional Office

### Contacts

Owner	Operator
Waste Management of Illinois Inc.** 18370 Somonauk Road DeKalb, Ill. 60115 Contact: Debi Hetland ☎ 815-758-6906	Waste Management of Illinois Inc.** 18370 Somonauk Road DeKalb, Ill. 60115 Contact: Debi Hetland ☎ 815-758-6906

\*\*A subsidiary of Waste Management Inc. Midwest, 1001 Fannin, Suite 4000, Houston, Tex. 77002 \* 713-512-6200; Regional Office: 1031 E. Fabyan Parkway, Batavia, Ill. 60510 \* 630-232-7664

## Dixon/GROP Landfill #2 (Closed)

<b>County</b>	Lee
<b>Municipality</b>	Dixon
<b>Location</b>	1279 N. Bataan Road
<b>Location ☎</b>	815-288-4607
<b>Hours of operation</b>	N/A
<b>Wastes accepted</b>	Municipal, nonhazardous special
<b>Tipping fee</b>	N/A
<b>Owner</b>	City of Dixon
<b>Operator</b>	Allied Waste Industries of Illinois Inc.**

### Facility Facts

<b>Identification number</b>	1038010002
<b>Design capacity, airspace cu.yds.</b>	1,901,300
<b>Total permitted landfill area, acres</b>	90
<b>Permitted disposal area, acres</b>	61.8
<b>Highest permitted elevation, feet (msl)</b>	858.5
<b>Leachate monitoring stations</b>	7
<b>Groundwater monitoring wells</b>	28
<b>Methane collection system</b>	Flares & Gas-to-energy (active)
<b>Years remaining, estimated by landfill</b>	0
<b>Date/year to open C date/year to close</b>	1980 - 12-23-98*

\*Permit Modification #7 dated 7-31-01 approved certification of completion of closure.

### Wastes Received: 1998, 1999, 2000

	TOTAL WASTES ACCEPTED			OUT-OF-STATE WASTES ACCEPTED		
	gate cu. yds	tons	tons/day	gate cu/yds.	tons	% of total
<b>1998</b>	819,224	248,250	955	0	0	0
<b>1999</b>	0	0	0	0	0	0
<b>2000</b>	0	0	0	0	0	0

1998 State of Origin: Illinois only    1999 State of Origin: N/A    2000 State of Origin: N/A

### Remaining Capacities: Jan. 1, 2000, and Jan. 1, 2001

<b>2000 certified gate cu. yds. (tons)</b>	0	(0)
<b>2001 certified gate cu. yds. (tons)</b>	0	(0)

### Audits and Inspections

<b>Solid Waste Mgt. Fees paid in 2000</b>	\$0
<b>Last audited by Illinois EPA</b>	6-2-98
<b>Facility inspected by</b>	Illinois EPA, Rockford Regional Office

### Contacts

Owner	Operator
City of Dixon 121 W. Second St. Dixon, Ill. 61021 Contact: Roy Bridgeman ☎ 815-288-1485	Allied Waste Industries of Illinois Inc.** 13832 S. Kostner Ave. Crestwood, Ill. 60445 Contact: Steven C. Smith ☎ 708-824-3060

\*\*A subsidiary of Allied Waste Industries Inc., 15880 N. Greenway-Hayden Loop, Suite 100, Scottsdale, Ariz. 85260 \* 480-627-2700. Regional office: 13832 S. Kostner, Crestwood, Ill. 60445 \* 708-824-3060

## Freeport Municipal Landfill #4

<b>County</b>	Stephenson
<b>Municipality</b>	Freeport
<b>Location</b>	2133 S. Walnut Road
<b>Location ☎</b>	815-232-3821
<b>Hours of operation</b>	Mon.-Fri.: 7 a.m. - 3 p.m.; Sat.: 7 a.m. - noon
<b>Wastes accepted</b>	Municipal, nonhazardous special*
<b>Tipping fee</b>	\$35 per ton
<b>Owner</b>	City of Freeport
<b>Operator</b>	City of Freeport

\*Generated within county; does not accept out-of-county wastes.

### Facility Facts

<b>Identification number</b>	1770200015
<b>Design capacity, airspace cu.yds.</b>	500,000
<b>Total permitted landfill area, acres</b>	33
<b>Permitted disposal area, acres</b>	17
<b>Highest permitted elevation, feet (msl)</b>	855
<b>Leachate monitoring stations</b>	2
<b>Groundwater monitoring wells</b>	10
<b>Methane collection system</b>	None
<b>Years remaining, estimated by landfill</b>	< 1
<b>Date/year to open C date/year to close</b>	1987 - 2001*

\*Site still open at press time (Sept. 01)

### Wastes Received: 1998, 1999, 2000

	TOTAL WASTES ACCEPTED			OUT-OF-STATE WASTES ACCEPTED		
	gate cu. yds	tons	tons/day	gate cu/yds.	tons	% of total
<b>1998</b>	124,562	37,616	97	0	0	0
<b>1999</b>	127,232	38,555	148	0	0	0
<b>2000</b>	37,107	11,245	43	0	0	0
1998 State of Origin: Illinois only    1999 State of Origin: Illinois only    2000 State of Origin: Illinois only						

### Remaining Capacities: Jan. 1, 2000, and Jan. 1, 2001

<b>2000 certified gate cu. yds. (tons)</b>	110,000	( 33,000)
<b>2001 certified gate cu. yds. (tons)</b>	30,000	( 9,000)

### Audits and Inspections

<b>Solid Waste Mgt. Fees paid in 2000</b>	\$25,000
<b>Last audited by Illinois EPA</b>	8-31-99, 12-5-00 & 9-19-01
<b>Facility inspected by</b>	Illinois EPA, Rockford Regional Office

### Contacts

Owner	Operator
City of Freeport 230 W. Stephenson St. Freeport, Ill. 61032 Contact: Jeff Mikkelsen ☎ 815-235-8207	City of Freeport 230 W. Stephenson St. Freeport, Ill. 61032 Contact: Jeff Mikkelsen ☎ 815-235-8207

## Landcomp Landfill

<b>County</b>	LaSalle
<b>Municipality</b>	Ottawa
<b>Location</b>	2840 E. 13th Road
<b>Location ☎</b>	815-434-1808
<b>Hours of operation</b>	N/A
<b>Wastes accepted</b>	Municipal, nonhazardous special
<b>Tipping fee</b>	N/A
<b>Owner</b>	Landcomp Corp.
<b>Operator</b>	Landcomp Corp.

### Facility Facts

<b>Identification number</b>	0990808103
<b>Design capacity, airspace cu.yds.</b>	13,398,000
<b>Total permitted landfill area, acres</b>	188
<b>Permitted disposal area, acres</b>	101.5
<b>Highest permitted elevation, feet (msl)</b>	680
<b>Leachate monitoring stations</b>	13
<b>Groundwater monitoring wells</b>	38
<b>Methane collection system</b>	Gas-to-energy (planned)
<b>Years remaining, estimated by landfill</b>	33
<b>Date/year to open C date/year to close</b>	11-6-98 - 2033

### Wastes Received: 1998, 1999, 2000

	TOTAL WASTES ACCEPTED			OUT-OF-STATE WASTES ACCEPTED		
	gate cu. yds	tons	tons/day	gate cu/yds.	tons	% of total
<b>1998</b>	48,611	14,185	55	0	0	0
<b>1999</b>	534,118	161,854	623	0	0	0
<b>2000</b>	659,254	199,774	768	0	0	0
1998 State of Origin: Illinois only		1999 State of Origin: Illinois only		2000 State of Origin: Illinois only		

### Remaining Capacities: Jan. 1, 2000, and Jan. 1, 2001

<b>2000 certified gate cu. yds. (tons)</b>	22,509,000	(6,821,000)
<b>2001 certified gate cu. yds. (tons)</b>	21,936,000	(6,647,000)

### Audits and Inspections

<b>Solid Waste Mgt. Fees paid in 2000</b>	\$156,365
<b>Last audited by Illinois EPA</b>	6-15-99 & 11-14-00
<b>Facility inspected by</b>	LaSalle Co. Dept. of Environmental Services & Land Use & Ill. EPA, Rockford Regional Office

### Contacts

#### Owner

Landcomp Corp.  
P.O. Box 520  
Ottawa, Ill. 61350  
Contact: Mark Dykema  
☎ 815-434-1808

#### Operator

Landcomp Corp.  
P.O. Box 520  
Ottawa, Ill. 61350  
Contact: Mark Dykema  
☎ 815-434-1808

# Lee County Landfill

<b>County</b>	Lee
<b>Municipality</b>	Dixon
<b>Location</b>	1214 S. Bataan Road
<b>Location ☎</b>	815-288-4607
<b>Hours of operation</b>	Mon.-Fri.: 6 a.m. - 6 p.m.
<b>Wastes accepted</b>	Municipal, nonhazardous special
<b>Tipping fee</b>	N/A
<b>Owner</b>	Lee County Landfill Inc.**
<b>Operator</b>	Lee County Landfill Inc.**

## Facility Facts

<b>Identification number</b>	1030205110
<b>Design capacity, airspace cu.yds.</b>	17,000,000*
<b>Total permitted landfill area, acres</b>	223
<b>Permitted disposal area, acres</b>	142
<b>Highest permitted elevation, feet (msl)</b>	869
<b>Leachate monitoring stations</b>	10
<b>Groundwater monitoring wells</b>	8
<b>Methane collection system</b>	None, will monitor for methane gas
<b>Years remaining, estimated by landfill</b>	8
<b>Date/year to open C date/year to close</b>	11-11-98 - 2014***

\*Modification #8 of permit was approved 10-20-99 to decrease air space by 53,000 cu yds. \*\*\*As site capacity decreases, it is anticipated at the "gate" volume will also decrease, extending life of site.

## Wastes Received: 1998, 1999, 2000

	TOTAL WASTES ACCEPTED			OUT-OF-STATE WASTES ACCEPTED		
	gate cu. yds	tons	tons/day	gate cu/yds.	tons	% of total
<b>1998</b>	123,342	37,376	144	0	0	0
<b>1999</b>	2,227,247	674,923	2,596	0	0	0
<b>2000</b>	3,052,273	924,931	3,557	0	0	0
1998 State of Origin: Illinois only    1999 State of Origin: Illinois only    2000 State of Origin: Illinois only						

## Remaining Capacities: Jan. 1, 2000, and Jan. 1, 2001

<b>2000 certified gate cu. yds. (tons)</b>	28,576,000	(8,659,000)
<b>2001 certified gate cu. yds. (tons)</b>	25,760,000	(7,806,000)

## Audits and Inspections

<b>Solid Waste Mgt. Fees paid in 2000</b>	\$873,561
<b>Last audited by Illinois EPA</b>	6-29-99 & 3-7-01
<b>Facility inspected by</b>	Illinois EPA, Rockford Regional Office

## Contacts

Owner	Operator
Lee County Landfill Inc.** 13832 S. Kostner Crestwood, Ill. 60445 Contact: John McDonnell ☎ 708-824-3060	Lee County Landfill Inc.** 1214 S. Bataan Road Dixon, Ill. 61021 Contact: Rick Humphrey ☎ 815-288-4607

\*\*A subsidiary of Allied Waste Industries Inc., 15880 N. Greenway-Hayden Loop, Suite 100, Scottsdale, Ariz. 85260 \* 480-627-2700. Regional office: 13832 S. Kostner, Crestwood, Ill. 60445 \* 708-824-3060

## Onyx Orchard Hills Landfill\*

<b>County</b>	Ogle
<b>Municipality</b>	Davis Junction
<b>Location</b>	8290 Highway 251
<b>Location ☎</b>	815-874-9000
<b>Hours of operation</b>	Mon.-Fri.: 6 a.m. - 4:30 p.m.; Sat.: 6 a.m. - 12 noon
<b>Wastes accepted</b>	Municipal, nonhazardous special
<b>Tipping fee</b>	\$45.00/ton
<b>Owner</b>	Onyx Orchard Hills Landfill Inc.**
<b>Operator</b>	Onyx Orchard Hills Landfill Inc.**

\*New name and owner/operator 10-6-00

### Facility Facts

<b>Identification number</b>	1410175005
<b>Design capacity, airspace cu.yds.</b>	25,740,745
<b>Total permitted landfill area, acres</b>	333
<b>Permitted disposal area, acres</b>	175*
<b>Highest permitted elevation, feet (msl)</b>	881.5
<b>Leachate monitoring stations</b>	9
<b>Groundwater monitoring wells</b>	42
<b>Methane collection system</b>	Active
<b>Years remaining, estimated by landfill</b>	18
<b>Date/year to open C date/year to close</b>	1-13-98 - 2019

\*Local siting approved for 17,650,000 cu yds increase (vertical and horizontal expansion).

### Wastes Received: 1998, 1999, 2000

	TOTAL WASTES ACCEPTED			OUT-OF-STATE WASTES ACCEPTED		
	gate cu. yds	tons	tons/day	gate cu/yds.	tons	% of total
<b>1998</b>	1,412,146	427,923	1,646	0	0	0
<b>1999</b>	4,369,843	1,324,195	5,093	0	0	0
<b>2000</b>	2,600,000	787,879	3,030	132	40	1
1998 State of Origin: Illinois only    1999 State of Origin: Illinois only    2000 State of Origin: Illinois, Wisconsin						

### Remaining Capacities: Jan. 1, 2000, and Jan. 1, 2001

<b>2000 certified gate cu. yds. (tons)</b>	57,953,000	(17,562,000)
<b>2001 certified gate cu. yds. (tons)</b>	47,443,000	(14,377,000)

### Audits and Inspections

<b>Solid Waste Mgt. Fees paid in 2000</b>	\$652,310
<b>Last audited by Illinois EPA</b>	9-14-99 & 3-28-01
<b>Facility inspected by</b>	Ogle County Solid Waste Management Department & Ill. EPA, Rockford Regional Office

### Contacts

Owner	Operator
Onyx Orchard Hills Landfill Inc.** 8290 Highway 251 Davis Junction, Ill. 61020 Contact: Chris Peters ☎ 815-874-9000	Onyx Orchard Hills Landfill Inc.** 8290 Highway 251 Davis Junction, Ill. 61020 Contact: Chris Peters ☎ 815-874-9000

\*\*An affiliate of Superior Services Inc., 125 S. 84th St., Suite 200, Milwaukee, Wis. 53214 and a subsidiary of Vivendi Environmental, France \* 414-479-7800 \* Regional office: 1525 Kautz Road, Suite 1000, West Chicago, Ill. 60185 \* 630-762-7703

## Prairie Hill Recycling and Disposal Facility

<b>County</b>	Whiteside
<b>Municipality</b>	Morrison
<b>Location</b>	18762 Lincoln Road
<b>Location ☎</b>	815-772-7308
<b>Hours of operation</b>	Mon.-Fri.: 7 a.m. - 4 p.m.; Sat.: 7 a.m. - noon
<b>Wastes accepted</b>	Municipal only
<b>Tipping fee</b>	\$19 per ton
<b>Owner</b>	Whiteside County
<b>Operator</b>	Waste Management of Illinois Inc.**

### Facility Facts

<b>Identification number</b>	1950350014
<b>Design capacity, airspace cu.yds.</b>	28,300,000*
<b>Total permitted landfill area, acres</b>	423
<b>Permitted disposal area, acres</b>	229*
<b>Highest permitted elevation, feet (msl)</b>	877
<b>Leachate monitoring stations</b>	31
<b>Groundwater monitoring wells</b>	41
<b>Methane collection system</b>	None
<b>Years remaining, estimated by landfill</b>	39
<b>Date/year to open C date/year to close</b>	8-26-96 - 2040

\*Operation of Phase 2, Cell 2 (6.1 ac.) is permitted as of 7-20-00.

### Wastes Received: 1998, 1999, 2000

	TOTAL WASTES ACCEPTED			OUT-OF-STATE WASTES ACCEPTED		
	gate cu. yds	tons	tons/day	gate cu/yds.	tons	% of total
<b>1998</b>	467,307	141,608	544	48,950	14,833	10
<b>1999</b>	625,877	189,660	729	68,043	20,619	11
<b>2000</b>	569,635	172,617	664	93,957	28,472	16
1998 State of Origin: Illinois, Iowa    1999 State of Origin: Illinois, Iowa    2000 State of Origin: Illinois, Iowa						

### Remaining Capacities: Jan. 1, 2000, and Jan. 1, 2001

<b>2000 certified gate cu. yds. (tons)</b>	52,641,000	(15,952,000)
<b>2001 certified gate cu. yds. (tons)</b>	50,208,000	(15,215,000)

### Audits and Inspections

<b>Solid Waste Mgt. Fees paid in 2000</b>	\$163,986
<b>Last audited by Illinois EPA</b>	9-21-99 & 4-4-01
<b>Facility inspected by</b>	Illinois EPA, Rockford Regional Office

### Contacts

Owner	Operator
Whiteside County	Waste Management of Illinois Inc.**
Whiteside County Courthouse, 200 E. Knox St.	18762 Lincoln Road
Morrison, Ill. 61270	Morrison, Ill. 61270
Contact: Peter Petrowsky	Contact: Ian Johnson
☎ 815-772-7651	☎ 630-232-7664

\*\*A subsidiary of Waste Management Inc. Midwest, 1001 Fannin, Suite 4000, Houston, Tex. 77002 \* 713-512-6200; Regional Office: 1031 E. Fabyan Parkway, Batavia, Ill. 60510 \* 630-232-7664

## Rochelle Municipal Landfill #2

<b>County</b>	Ogle
<b>Municipality</b>	Dement Township
<b>Location</b>	6513 Mulford Road
<b>Location ☎</b>	815-384-4251
<b>Hours of operation</b>	Mon.-Fri.: 7 a.m. - 3:30 p.m.; Sat.: 7 a.m. - 11 am
<b>Wastes accepted</b>	Municipal, nonhazardous special
<b>Tipping fee</b>	\$45 per ton
<b>Owner</b>	City of Rochelle
<b>Operator</b>	Rochelle Waste Disposal LLC**

### Facility Facts

<b>Identification number</b>	1418030020
<b>Design capacity, airspace cu.yds.</b>	1,827,900
<b>Total permitted landfill area, acres</b>	N/A
<b>Permitted disposal area, acres</b>	80.6
<b>Highest permitted elevation, feet (msl)</b>	876
<b>Leachate monitoring stations</b>	6
<b>Groundwater monitoring wells</b>	14
<b>Methane collection system</b>	Flares
<b>Years remaining, estimated by landfill</b>	5
<b>Date/year to open C date/year to close</b>	6-30-72 - 2006

### Wastes Received: 1998, 1999, 2000

	TOTAL WASTES ACCEPTED			OUT-OF-STATE WASTES ACCEPTED		
	gate cu. yds	tons	tons/day	gate cu/yds.	tons	% of total
<b>1998</b>	181,500	55,000	212	0	0	0
<b>1999</b>	231,000	70,000	269	0	0	0
<b>2000</b>	288,000	87,273	336	0	0	0
1998 State of Origin: Illinois only    1999 State of Origin: Illinois only    2000 State of Origin: Illinois only						

### Remaining Capacities: Jan. 1, 2000, and Jan. 1, 2001

<b>2000 certified gate cu. yds. (tons)</b>	1,766,000	( 535,000)
<b>2001 certified gate cu. yds. (tons)</b>	1,547,000	( 469,000)

### Audits and Inspections

<b>Solid Waste Mgt. Fees paid in 2000</b>	\$0*
<b>Last audited by Illinois EPA</b>	8-17-98, 8-14-00 & 7-25-01
<b>Facility inspected by</b>	Ogle County Solid Waste Management Department & Ill. EPA, Rockford Regional Office

\*Facility overpaid fees in 1998 and continues to receive credit for wastes disposed

### Contacts

Owner	Operator
City of Rochelle Sixth Street & Fifth Avenue Rochelle, Ill. 61068 Contact: Joe Salitros ☎ 815-561-2000	Rochelle Waste Disposal LLC** 8403 Lindenwood Road Rockford, Ill. 61109 Contact: Clyde Gelderloos ☎ 815-562-6718

\*\*Operator address given is for Winnebago Reclamation Service Inc.; Regional Office: 4920 Forest Hill Road, P.O. Box 2071, Loves Park, Ill. 61103 \* 815-654-4711



## Winnebago Reclamation Service

<b>County</b>	Winnebago
<b>Municipality</b>	Rockford
<b>Location</b>	8403 Lindenwood Road
<b>Location ☎</b>	815-874-4806
<b>Hours of operation</b>	Mon.-Fri.: 6:30 a.m. - 3:30 p.m.; Sat.: 8 a.m. - 11 am
<b>Wastes accepted</b>	Municipal, nonhazardous special
<b>Tipping fee</b>	\$58 per ton
<b>Owner</b>	Winnebago Reclamation Service Inc.**
<b>Operator</b>	Winnebago Reclamation Service Inc.**

### Facility Facts

<b>Identification number</b>	2018080001
<b>Design capacity, airspace cu.yds.</b>	21,012,300*
<b>Total permitted landfill area, acres</b>	235
<b>Permitted disposal area, acres</b>	43 (seeking local siting expansion to 70)
<b>Highest permitted elevation, feet (msl)</b>	865
<b>Leachate monitoring stations</b>	6
<b>Groundwater monitoring wells</b>	45
<b>Methane collection system</b>	Gas-to-energy
<b>Years remaining, estimated by landfill</b>	7
<b>Date/year to open C date/year to close</b>	4-30-72 - 2012***

\*After approval for Phase 2 cell of 12.1 million cu yds in 2000. \*\*\*Have local siting approval for five additional years (potential capacity of 1,798,840 in-place yards).

### Wastes Received: 1998, 1999, 2000

	TOTAL WASTES ACCEPTED			OUT-OF-STATE WASTES ACCEPTED		
	gate cu. yds	tons	tons/day	gate cu/yds.	tons	% of total
<b>1998</b>	1,283,676	388,993	1,496	0	0	0
<b>1999</b>	903,330	273,736	1,053	0	0	0
<b>2000</b>	1,098,657	332,926	1,280	0	0	0

1998 State of Origin: Illinois only    1999 State of Origin: Illinois only    2000 State of Origin: Illinois only

### Remaining Capacities: Jan. 1, 2000, and Jan. 1, 2001

<b>2000 certified gate cu. yds. (tons)</b>	8,256,000	(2,502,000)
<b>2001 certified gate cu. yds. (tons)</b>	7,641,000	(2,315,000)

### Audits and Inspections

<b>Solid Waste Mgt. Fees paid in 2000</b>	\$192,653
<b>Last audited by Illinois EPA</b>	7-21-98, 8-15-00 & 7-26-01
<b>Facility inspected by</b>	Illinois EPA, Rockford Regional Office

### Contacts

Owner	Operator
Winnebago Reclamation Service Inc.** 8403 Lindenwood Road Rockford, Ill. 61109 Contact: John Lichty ☎ 815-874-4806	Winnebago Reclamation Service Inc.** 8403 Lindenwood Road Rockford, Ill. 61109 Contact: John Lichty ☎ 815-874-4806

\*\*Regional Office: 4920 Forest Hill Road, P.O. Box 2071, Loves Park, Ill. 61103 \* 815-654-4711

## MDI Environmental Systems Transfer Station

<b>County</b>	Carroll
<b>Municipality</b>	Lanark
<b>Location</b>	Route 64 & Shannon Road
<b>Location ☎</b>	815-938-3602
<b>Hours of operation</b>	Mon. - Fri.: 7 a.m. - 3:30 p.m.
<b>Wastes accepted</b>	Municipal, recyclables
<b>Tipping fee</b>	\$40/ton
<b>Owner</b>	Moring Disposal Inc.
<b>Operator</b>	MDI Environmental Systems

### Facility Facts

<b>Identification number</b>	0150100001
<b>Opened, year</b>	1994
<b>Facility acreage</b>	5

### Wastes Received: 1998, 1999, 2000

	<u>Tons per year</u>	<u>Tons per day (average)</u>
<b>1998</b>	24,000	90
<b>1999</b>	31,000	120
<b>2000</b>	31,000	120

### Inspections

<b>Facility inspected by</b>	Illinois EPA, Rockford Regional Office
------------------------------	--

### Contacts

**Owner**

Moring Disposal Inc.  
306 E. Main  
Forreston, Ill. 61030  
☎ 815-938-3602

**Operator**

MDI Environmental Systems  
P. O. Box 158  
Forreston, Ill. 61030  
☎ 815-493-6331

## Mendota Solid Waste Transfer Station

<b>County</b>	LaSalle
<b>Municipality</b>	Mendota
<b>Location</b>	First Avenue, behind fairgrounds
<b>Location ☎</b>	815-539-7459
<b>Hours of operation</b>	Mon. - Sat.: 6 a.m. - 4:30 p.m.
<b>Wastes accepted</b>	Municipal*
<b>Tipping fee</b>	N/A
<b>Owner</b>	City of Mendota
<b>Operator</b>	Waste Management of Illinois Inc.**

\*City-generated wastes only

### Facility Facts

<b>Identification number</b>	0990550013
<b>Opened, year</b>	1991
<b>Facility acreage</b>	5

### Wastes Received: 1998, 1999, 2000

	<u>Tons per year</u>	<u>Tons per day (average)</u>
<b>1998</b>	N/A	N/A
<b>1999</b>	N/A	N/A
<b>2000</b>	N/A	N/A

### Inspections

<b>Facility inspected by</b>	Illinois EPA, Rockford Regional Office & LaSalle Co. Dept. of Environmental Services & Land Use
------------------------------	---

### Contacts

<b>Owner</b>	<b>Operator</b>
City of Mendota 607 Eighth Ave. Mendota, Ill. 61342 ☎ 815-539-7459	Waste Management of Illinois Inc.** 720 E. Butterfield Road Lombard, Ill. 60148 ☎ 630-572-8800

\*\*A subsidiary of Waste Management Inc. Midwest, 1001 Fannin, Suite 4000, Houston, Tex. 77002 \* 713-512-6200

## Montgomery Trucking

<b>County</b>	JoDaviess
<b>Municipality</b>	Elizabeth
<b>Location</b>	Route 20 West
<b>Location ☎</b>	815-777-0672
<b>Hours of operation</b>	Mon.-Fri.: 8 a.m. - 3 p.m.; Sat.: 8 a.m.-11 a.m.
<b>Wastes accepted</b>	Municipal, recyclables
<b>Tipping fee</b>	N/A
<b>Owner</b>	Montgomery Trucking
<b>Operator</b>	Montgomery Trucking

### Facility Facts

<b>Identification number</b>	0850155009
<b>Opened, year</b>	1997
<b>Facility acreage</b>	1.32

### Wastes Received: 1998, 1999, 2000

	<u>Tons per year</u>	<u>Tons per day (average)</u>
<b>1998</b>	N/A	N/A
<b>1999</b>	N/A	N/A
<b>2000</b>	N/A	N/A

### Inspections

<b>Facility inspected by</b>	Illinois EPA, Rockford Regional Office
------------------------------	--

### Contacts

<b>Owner</b>	<b>Operator</b>
Montgomery Trucking 929 Fulton St. Galena, Ill. 61036 ☎ 815-777-0672	Montgomery Trucking 929 Fulton St. Galena, Ill. 61036 ☎ 815-777-0672

## Prairie Hill Transfer Station

<b>County</b>	Whiteside
<b>Municipality</b>	Morrison
<b>Location</b>	18762 Lincoln Road, at the LF
<b>Location ☎</b>	815-772-7308
<b>Hours of operation</b>	Mon. - Fri.: a.m. - p.m.; Sat.: a.m. - p.m.
<b>Wastes accepted</b>	Landscape waste, recyclables
<b>Tipping fee</b>	N/A
<b>Owner</b>	Whiteside County
<b>Operator</b>	Waste Management of Illinois Inc.**

\*Opened since 1995, just added to 14th annual report

### Facility Facts

<b>Identification number</b>	1950350014
<b>Opened, year</b>	1995*
<b>Facility acreage</b>	N/A

### Wastes Received: 1998, 1999, 2000

	<u>Tons per year</u>	<u>Tons per day (average)</u>
<b>1998</b>	N/A	N/A
<b>1999</b>	N/A	N/A
<b>2000</b>	N/A	N/A

### Inspections

<b>Facility inspected by</b>	Illinois EPA, Rockford Regional Office
------------------------------	--

### Contacts

<b>Owner</b>	<b>Operator</b>
Whiteside County Courthouse, 200 E. Knox St. Morrison, Ill. 61270 ☎ 815-772-7651	Waste Management of Illinois Inc.** 18762 Lincoln Road Morrison, Ill. 61270 ☎ 630-232-7664

\*\*A subsidiary of Waste Management inc. Midwest, 1001 Fannin, Suite 4000, Houston, Tex. 77002 \* 713-512-6200; Regional office: 1031 E. Fabyan Parkway, Batavia, Ill. 60510 \*630-732-7664

## Princeton Solid Waste Transfer Station

<b>County</b>	Bureau
<b>Municipality</b>	Princeton
<b>Location</b>	101 Peggy Lane
<b>Location ☎</b>	815-875-1682
<b>Hours of operation</b>	Mon. - Fri.: 7 a.m. - 3:30 p.m.; Sat.: 8 a.m. - noon
<b>Wastes accepted</b>	Municipal, recyclables
<b>Tipping fee</b>	\$40/ton
<b>Owner</b>	City of Princeton
<b>Operator</b>	City of Princeton

### Facility Facts

<b>Identification number</b>	0110850012
<b>Opened, year</b>	1993
<b>Facility acreage</b>	5

### Wastes Received: 1998, 1999, 2000

	<u>Tons per year</u>	<u>Tons per day (average)</u>
<b>1998</b>	12,600	45
<b>1999</b>	11,650	42
<b>2000</b>	11,927	43

### Inspections

<b>Facility inspected by</b>	Illinois EPA, Rockford Regional Office
------------------------------	--

### Contacts

<b>Owner</b>	<b>Operator</b>
City of Princeton 2 S. Main St. Princeton, Ill. 61356 ☎ 815-875-2631	City of Princeton 2 S. Main St. Princeton, Ill. 61356 ☎ 815-875-2631

## Savanna Solid Waste Transfer Station

<b>County</b>	Carroll
<b>Municipality</b>	Savanna
<b>Location</b>	Chamber of Commerce Industrial Park, Portland Avenue
<b>Location ☎</b>	815-273-2251
<b>Hours of operation</b>	Tue. - Wed.: 8 a.m. - 11:30 a.m.; Sat.: 8 a.m. - noon
<b>Wastes accepted</b>	Municipal, landscape waste, recyclables
<b>Tipping fee</b>	N/A
<b>Owner</b>	City of Savanna
<b>Operator</b>	City of Savanna

### Facility Facts

<b>Identification number</b>	0150250005
<b>Opened, year</b>	1990
<b>Facility acreage</b>	1

### Wastes Received: 1998, 1999, 2000

	<u>Tons per year</u>	<u>Tons per day (average)</u>
<b>1998</b>	1,125	9
<b>1999</b>	1,180	9
<b>2000</b>	N/A	N/A

### Inspections

<b>Facility inspected by</b>	Illinois EPA, Rockford Regional Office
------------------------------	--

### Contacts

<b>Owner</b>	<b>Operator</b>
City of Savanna 101 Main St. Savanna, Ill. 61074 ☎ 815-273-2251	City of Savanna 101 Main St. Savanna, Ill. 61074 ☎ 815-273-2251

## Waste Management/Rockford Transfer Station

<b>County</b>	Winnebago
<b>Municipality</b>	Roscoe
<b>Location</b>	13125 N. Second St.
<b>Location ☎</b>	815-389-6180
<b>Hours of operation</b>	Mon. - Sat.: 4:30 a.m. - 6 p.m.
<b>Wastes accepted</b>	Municipal, landscape waste
<b>Tipping fee</b>	N/A
<b>Owner</b>	Waste Management of Wisconsin Inc.**
<b>Operator</b>	Waste Management of Wisconsin Inc.**

### Facility Facts

<b>Identification number</b>	2010400008
<b>Opened, year</b>	1984
<b>Facility acreage</b>	N/A

### Wastes Received: 1998, 1999, 2000

	<u>Tons per year</u>	<u>Tons per day (average)</u>
<b>1998</b>	59,565	229
<b>1999</b>	73,674	290
<b>2000</b>	87,361	336

### Inspections

<b>Facility inspected by</b>	Illinois EPA, Rockford Regional Office
------------------------------	--

### Contacts

<b>Owner</b>	<b>Operator</b>
Waste Management of Wisconsin Inc.**	Waste Management of Wisconsin Inc.**
West 124 North, 8925 Boundary Road	13125 N. 2nd St.
Menomonee Falls, Wis. 53051	Roscoe, Ill. 61073
☎ 262-251-4000	☎ 815-389-6180

\*\*A subsidiary of Waste Management Inc. Midwest, 1001 Fannin, Suite 4000, Houston, Tex. 77002 \* 713-512-6200



## DeKalb County Landfill Compost Facility

<b>County</b>	DeKalb
<b>Municipality</b>	DeKalb
<b>Location</b>	18370 Somonauk Road
<b>Location ☎</b>	815-758-6906
<b>Hours of operation</b>	Mon. - Fri.: 7 a.m. - 3:30 pm.
<b>Wastes Accepted</b>	Grass, Leaves, Brush, Vegetable Waste*
<b>Owner</b>	Waste Management of Illinois Inc.**
<b>Operator</b>	Waste Management of Illinois Inc.**

\*The maximum annual volume of LSW received cannot exceed 55,000 cu. yds.

### Facility Facts

<b>Identification number</b>	0378020001
<b>Date/Year Open - Date/Year Closed</b>	2-8-90 -
<b>Permit Expires</b>	1-15-06
<b>Facility Inspected By</b>	Illinois EPA, Rockford Regional Office

### Landscape Waste Received (cu. yds): 1998, 1999 & 2000

	<b>Grass cu. yds.</b>	<b>Leaves cu. yds.</b>	<b>Brush cu. yds.</b>
<b>1998</b>	N/A	N/A	N/A
<b>1999</b>	N/A	N/A	N/A
<b>2000</b>	N/A	N/A	N/A

### Total Landscape Waste Received (tons): 1998, 1999 & 2000

<b>1998 tons per year</b>	14,587
<b>1999 tons per year</b>	15,238
<b>2000 tons per year</b>	12,618*

\*Records did not itemize landscape waste components.

### 2000 Amounts Used/Sold (cubic yards)

	<b>Composted</b>	<b>Chipped/Shredded</b>
<b>Land Reclamation</b>	0	0
<b>Daily Landfill Cover</b>	0	0
<b>Final Landfill Cover</b>	0	0
<b>Landscaping</b>	0	0
<b>Land Application at Agronomic Rates</b>	0	0
<b>Other</b>	14,731*	0
<b>TOTAL</b>	14,731	0

\*General use compost sold for gardening.

### Contacts

#### Owner

Waste Management of Illinois Inc.\*\*  
730 E. Butterfield Road  
Lombard, Ill. 60148  
☎ 630-572-8800

#### Operator

Waste Management of Illinois Inc.\*\*  
720 E. Butterfield Road  
Lombard, Ill. 60148  
☎ 630-572-8800

\*\*A subsidiary of Waste Management Inc. Midwest, 1001 Fannin, Suite 4000, Houston, Tex. 77002 \* 713-512-6200

## Dixon/GROP Landfill #2 Compost Facility

<b>County</b>	Lee
<b>Municipality</b>	Dixon
<b>Location</b>	1279 N. Bataan Road
<b>Location ☎</b>	815-288-4607
<b>Hours of operation</b>	N/A
<b>Wastes Accepted</b>	Grass, Leaves, Brush
<b>Owner</b>	City of Dixon
<b>Operator</b>	Allied Waste Industries of Illinois**

### Facility Facts

<b>Identification number</b>	1038010002
<b>Date/Year Open - Date/Year Closed</b>	12-20-89 -
<b>Permit Expires</b>	2-8-03
<b>Facility Inspected By</b>	Illinois EPA, Rockford Regional Office

### Landscape Waste Received (cu. yds): 1998, 1999 & 2000

	<b>Grass cu. yds.</b>	<b>Leaves cu. yds.</b>	<b>Brush cu. yds.</b>
<b>1998</b>	N/A	N/A	N/A
<b>1999</b>	N/A	N/A	N/A
<b>2000</b>	N/A	N/A	N/A

### Total Landscape Waste Received (tons): 1998, 1999 & 2000

<b>1998 tons per year</b>	866
<b>1999 tons per year</b>	881
<b>2000 tons per year</b>	973*

\*Records did not itemize landscape waste components.

### 2000 Amounts Used/Sold (cubic yards)

	<b>Composted</b>	<b>Chipped/Shredded</b>
<b>Land Reclamation</b>	0	0
<b>Daily Landfill Cover</b>	0	0
<b>Final Landfill Cover</b>	0	0
<b>Landscaping</b>	0	0
<b>Land Application at Agronomic Rates</b>	973	0
<b>Other</b>	0	0
<b>TOTAL</b>	973	0

### Contacts

#### Owner

City of Dixon  
121 W. Second St.  
Dixon, Ill. 61021  
☎ 815-288-1485

#### Operator

Allied Waste Industries of Illinois\*\*  
13832 Kostner Ave.  
Crestwood, Ill. 60445  
☎ 708-824-3060

\*\*A subsidiary of Allied Waste Industries Inc., 15880 N. Greenway-Hayden Loop, Suite 100, Scottsdale, Ariz. 85260 \* 480-627-2700. Regional office: 13832 S. Kostner, Crestwood, Ill. 60445 \* 708-824-3060

## Freeport Municipal Landfill #4 Compost Facility

<b>County</b>	Stephenson
<b>Municipality</b>	Freeport
<b>Location</b>	2133 S. Walnut Road
<b>Location ☎</b>	815-232-3821
<b>Hours of operation</b>	Mon. - Fri.: 7 a.m. - 3 p.m.
<b>Wastes Accepted</b>	Grass, Leaves, Brush
<b>Owner</b>	City of Freeport
<b>Operator</b>	City of Freeport

### Facility Facts

<b>Identification number</b>	1770200015
<b>Date/Year Open - Date/Year Closed</b>	3-23-90 -
<b>Permit Expires</b>	11-28-03
<b>Facility Inspected By</b>	Illinois EPA, Rockford Regional Office

### Landscape Waste Received (cu. yds): 1998, 1999 & 2000

	<b>Grass cu. yds.</b>	<b>Leaves cu. yds.</b>	<b>Brush cu. yds.</b>
<b>1998</b>	2,122	276	9,885
<b>1999</b>	1,498	865	321
<b>2000</b>	5,458	3,023	331

### Total Landscape Waste Received (tons): 1998, 1999 & 2000

<b>1998 tons per year</b>	2,387
<b>1999 tons per year</b>	820
<b>2000 tons per year</b>	2,670

### 2000 Amounts Used/Sold (cubic yards)

	<b>Composted</b>	<b>Chipped/Shredded</b>
<b>Land Reclamation</b>	0	0
<b>Daily Landfill Cover</b>	0	0
<b>Final Landfill Cover</b>	0	0
<b>Landscaping</b>	0	8,812*
<b>Land Application at Agronomic Rates</b>	0	0
<b>Other</b>	0	0
<b>TOTAL</b>	0	8,812

\*General use compost is given away.

### Contacts

#### Owner

City of Freeport  
230 W. Stephenson St.  
Freeport, Ill. 61032  
☎ 815-235-8204

#### Operator

City of Freeport  
230 W. Stephenson St.  
Freeport, Ill. 61032  
☎ 815-235-8204

## Peru Municipal Landfill #2 Compost Facility

<b>County</b>	LaSalle
<b>Municipality</b>	Peru
<b>Location</b>	Route 251& Ben Samek Road
<b>Location ☎</b>	N/A
<b>Hours of operation</b>	Mon. - Fri.: 7 a.m. - 4 p.m.
<b>Wastes Accepted</b>	Grass, Leaves, Brush
<b>Owner</b>	City of Peru
<b>Operator</b>	City of Peru

### Facility Facts

<b>Identification number</b>	0990850002
<b>Date/Year Open - Date/Year Closed</b>	6-1-90 -
<b>Permit Expires</b>	4-1-03
<b>Facility Inspected By</b>	LaSalle Co. Dept. of Environmental Services & Land Use & Illinois EPA, Rockford Regional Office

### Landscape Waste Received (cu. yds): 1998, 1999 & 2000

	<b>Grass cu. yds.</b>	<b>Leaves cu. yds.</b>	<b>Brush cu. yds.</b>
<b>1998</b>	1,610	805	562
<b>1999</b>	1,880	940	563
<b>2000</b>	1,938	1,292	599*

\*599 cubic yards of wood chips converted as 500 lbs. per cu. yd.

### Total Landscape Waste Received (tons): 1998, 1999 & 2000

<b>1998 tons per year</b>	945
<b>1999 tons per year</b>	1,081
<b>2000 tons per year</b>	1,183

### 2000 Amounts Used/Sold (cubic yards)

	<b>Composted</b>	<b>Chipped/Shredded</b>
<b>Land Reclamation</b>	0	0
<b>Daily Landfill Cover</b>	0	0
<b>Final Landfill Cover</b>	200	0
<b>Landscaping</b>	950	425
<b>Land Application at Agronomic Rates</b>	0	0
<b>Other</b>	0	0
<b>TOTAL</b>	1,150	425

### Contacts

<b>Owner</b>	<b>Operator</b>
City of Peru 706 Putnam St. Peru, Ill. 61354 ☎ 815-223-2962	City of Peru 706 Putnam St. Peru, Ill. 61354 ☎ 815-223-2962

## Rare Earth Diversified Services (New)

<b>County</b>	Bureau
<b>Municipality</b>	Wyanet
<b>Location</b>	10155 1925 N. Avenue
<b>Location</b> ☎	N/A
<b>Hours of operation</b>	Mon. - Sat. Dawn - Dusk
<b>Wastes Accepted</b>	Landscape waste, crop residue, livestock manure*
<b>Owner</b>	Alan and Christine Dale
<b>Operator</b>	Alan Dale

\*Accepts organic wastes

### Facility Facts

<b>Identification number</b>	0111155010
<b>Date/Year Open - Date/Year Closed</b>	6-1-01* -
<b>Permit Expires</b>	5-15-06
<b>Facility Inspected By</b>	Illinois EPA, Rockford Regional Office

\*Permitted to operate 6-1-01

### Landscape Waste Received (cu. yds): 1998, 1999 & 2000

	<b>Grass cu. yds.</b>	<b>Leaves cu. yds.</b>	<b>Brush cu. yds.</b>
<b>1998</b>	N/A	N/A	N/A
<b>1999</b>	N/A	N/A	N/A
<b>2000</b>	N/A	N/A	N/A

### Total Landscape Waste Received (tons): 1998, 1999 & 2000

<b>1998 tons per year</b>	N/A
<b>1999 tons per year</b>	N/A
<b>2000 tons per year</b>	N/A

### 2000 Amounts Used/Sold (cubic yards)

	<b>Composted</b>	<b>Chipped/Shredded</b>
<b>Land Reclamation</b>	N/A	N/A
<b>Daily Landfill Cover</b>	N/A	N/A
<b>Final Landfill Cover</b>	N/A	N/A
<b>Landscaping</b>	N/A	N/A
<b>Land Application at Agronomic Rates</b>	N/A	N/A
<b>Other</b>	N/A	N/A
<b>TOTAL</b>	N/A	N/A

### Contacts

#### Owner

Alan and Christine Dale  
6339 2300 N. Avenue  
Walnut, Ill. 61376  
☎ 815-445-6433

#### Operator

Alan Dale  
6339 2300 N. Avenue  
Walnut, Ill. 61376  
☎ 815-445-6433

## Rockford Composting Facility

<b>County</b>	Winnebago
<b>Municipality</b>	Cherry Valley
<b>Location</b>	6200 Baxter Road
<b>Location ☎</b>	815-967-6737
<b>Hours of operation</b>	Mon. - Sat.: 8 a.m. - 3 p.m.
<b>Wastes Accepted</b>	Grass, Leaves, Brush
<b>Owner</b>	City of Rockford
<b>Operator</b>	Rock River Disposal

### Facility Facts

<b>Identification number</b>	2010301128
<b>Date/Year Open - Date/Year Closed</b>	10-26-89 -
<b>Permit Expires</b>	10-15-04
<b>Facility Inspected By</b>	Illinois EPA, Rockford Regional Office

### Landscape Waste Received (cu. yds): 1998, 1999 & 2000

	<b>Grass cu. yds.</b>	<b>Leaves cu. yds.</b>	<b>Brush cu. yds.</b>
<b>1998</b>	N/A	N/A	N/A
<b>1999</b>	14,295	35,740	9,467
<b>2000</b>	28,980	31,730	11,893

### Total Landscape Waste Received (tons): 1998, 1999 & 2000

<b>1998 tons per year</b>	15,834
<b>1999 tons per year</b>	14,296
<b>2000 tons per year</b>	19,722

### 2000 Amounts Used/Sold (cubic yards)

	<b>Composted</b>	<b>Chipped/Shredded</b>
<b>Land Reclamation</b>	0	0
<b>Daily Landfill Cover</b>	1,500	0
<b>Final Landfill Cover</b>	3,000	0
<b>Landscaping</b>	1,000	0
<b>Land Application at Agronomic Rates</b>	0	0
<b>Other</b>	0	0
<b>TOTAL</b>	5,500	0

### Contacts

#### Owner

City of Rockford  
425 E. State St.  
Rockford, Ill. 61104  
☎ 815-967-6737

#### Operator

Rock River Disposal  
4002 S. Main St.  
Rockford, Ill. 61120  
☎ 815-282-0200

## South Meridian Composting

<b>County</b>	Winnebago
<b>Municipality</b>	Rockford
<b>Location</b>	1800 S. Meridian Road
<b>Location ☎</b>	815-962-5919
<b>Hours of operation</b>	Mon. - Fri.: 6 a.m. - 5 p.m.; Sat. 6 a.m. - 2 p.m.
<b>Wastes Accepted</b>	Grass, Leaves, Brush
<b>Owner</b>	North Rockford Investment
<b>Operator</b>	Meridian Compost Corporation

### Facility Facts

<b>Identification number</b>	2010300109
<b>Date/Year Open - Date/Year Closed</b>	10-28-92 -
<b>Permit Expires</b>	10-31-02
<b>Facility Inspected By</b>	Illinois EPA, Rockford Regional Office

### Landscape Waste Received (cu. yds): 1998, 1999 & 2000

	<b>Grass cu. yds.</b>	<b>Leaves cu. yds.</b>	<b>Brush cu. yds.</b>
<b>1998</b>	17,333	15,000	4,000
<b>1999</b>	11,620	14,400	4,619
<b>2000</b>	94,713	57,554	11,136

### Total Landscape Waste Received (tons): 1998, 1999 & 2000

<b>1998 tons per year</b>	8,800
<b>1999 tons per year</b>	8,292
<b>2000 tons per year</b>	55,151

### 2000 Amounts Used/Sold (cubic yards)

	<b>Composted</b>	<b>Chipped/Shredded</b>
<b>Land Reclamation</b>	0	0
<b>Daily Landfill Cover</b>	0	0
<b>Final Landfill Cover</b>	0	0
<b>Landscaping</b>	6,784	0
<b>Land Application at Agronomic Rates</b>	0	0
<b>Other</b>	0	0
<b>TOTAL</b>	6,784	0

### Contacts

#### Owner

North Rockford Investment  
P.O. Box 1171  
Rockford, Ill. 61105  
☎ 815-378-0967

#### Operator

Meridian Compost Corporation  
1800 S. Meridian Road  
Rockford, Ill. 61102  
☎ 815-962-5919

## States Land Improvement LSW Processing

<b>County</b>	LaSalle
<b>Municipality</b>	Ottawa
<b>Location</b>	North of Koenig Road
<b>Location ☎</b>	815-434-1808
<b>Hours of operation</b>	Mon - Fri.: 6:30 a.m. - 3:30 p.m.
<b>Wastes Accepted</b>	Grass, Leaves, Brush
<b>Owner</b>	States Land Improvement Corp.**
<b>Operator</b>	States Land Improvement Corp.**

### Facility Facts

<b>Identification number</b>	0990800040
<b>Date/Year Open - Date/Year Closed</b>	6-8-90 -
<b>Permit Expires</b>	2-22-03
<b>Facility Inspected By</b>	LaSalle Co. Dept. of Environmental Services & Land Use & Illinois EPA, Rockford Regional Office

### Landscape Waste Received (cu. yds): 1998, 1999 & 2000

	<b>Grass cu. yds.</b>	<b>Leaves cu. yds.</b>	<b>Brush cu. yds.</b>
<b>1998</b>	1,100	900	452
<b>1999</b>	2,000	1,000	614
<b>2000</b>	1,400	1,000	30

### Total Landscape Waste Received (tons): 1998, 1999 & 2000

<b>1998 tons per year</b>	778
<b>1999 tons per year</b>	1,000
<b>2000 tons per year</b>	700

### 2000 Amounts Used/Sold (cubic yards)

	<b>Composted</b>	<b>Chipped/Shredded</b>
<b>Land Reclamation</b>	0	0
<b>Daily Landfill Cover</b>	0	0
<b>Final Landfill Cover</b>	1,000	0
<b>Landscaping</b>	0	0
<b>Land Application at Agronomic Rates</b>	0	0
<b>Other</b>	0	0
<b>TOTAL</b>	1,000	0

### Contacts

<b>Owner</b>	<b>Operator</b>
States Land Improvement Corp.** P.O. Box 520 Ottawa, Ill. 61350 ☎ 815-434-1808	States Land Improvement Corp.** P.O. Box 520 Ottawa, Ill. 61350 ☎ 815-434-1808

\*\*Regional Office: 1611 N. Summitt, Wheaton, Ill. 60187 \* 815-433-0425



# Landfills Transfer Stations Compost Facilities Waste-To-Energy Facility



*Tipper in active working face at BFI Zion Landfill Site 2, which ranks seventh in Illinois in terms of waste disposed*

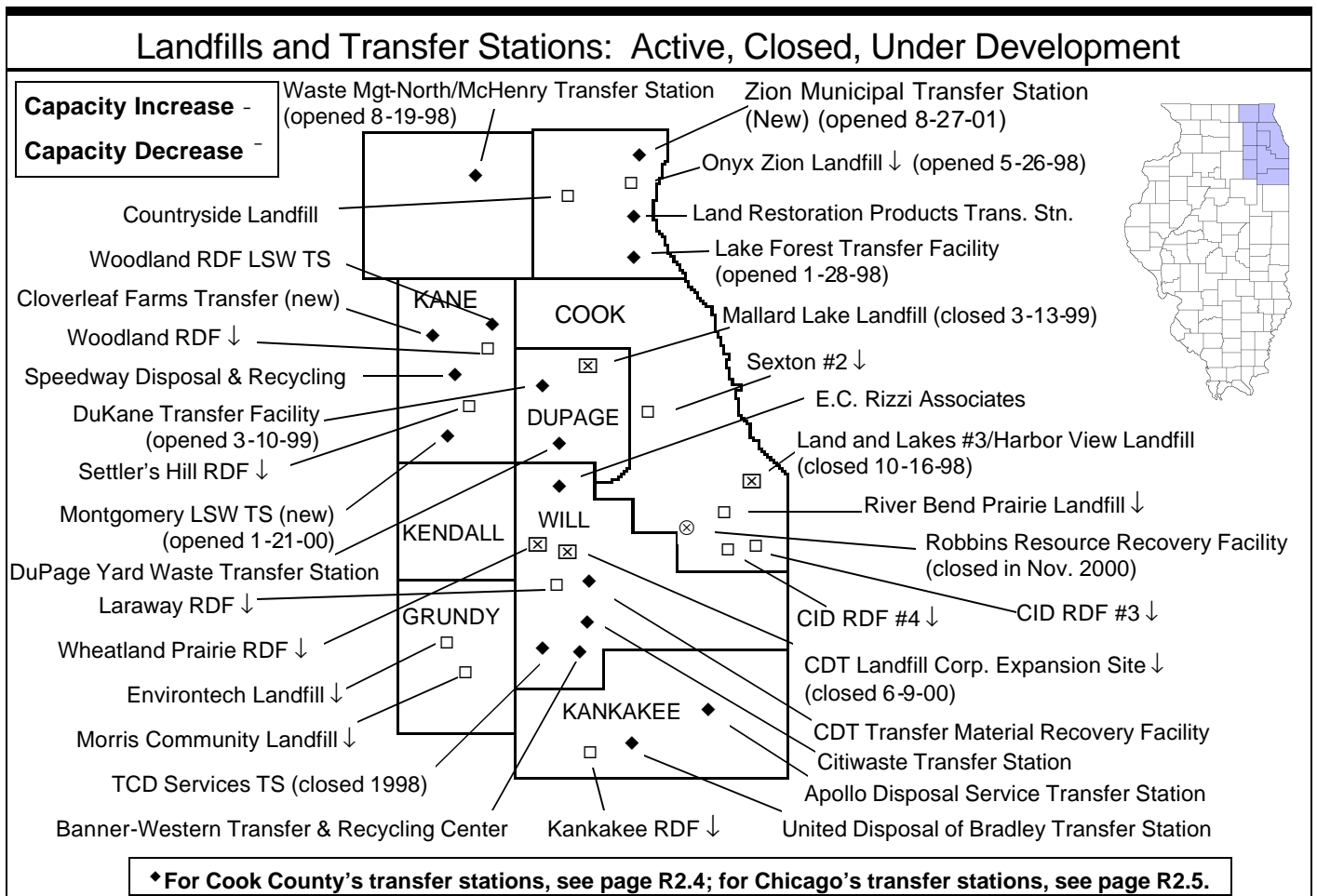
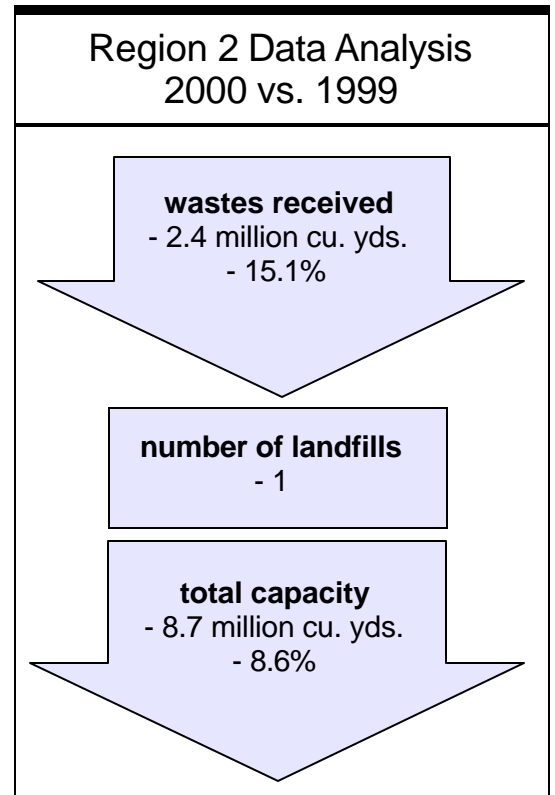
This page left blank intentionally

**T**HE VOLUME OF SOLID WASTES BURIED IN REGION TWO DECREASED 15.1 percent from the previous year. The region's 14 landfills received 13.4 million gate cubic yards of wastes (about 4.1 million tons) — which amounted to 27.3 percent of all wastes landfilled in Illinois that year.

Significantly, 60 percent of these wastes were deposited in three landfills in Region Two: Settler's Hill RDF (Kane Co.) ranked number 2; and Environtech Landfill (Grundy Co.) ranked number 6. A relatively new landfill with a new owner and operator in 2000, Onyx Zion Landfill ranked seventh.

No new landfills are under development in Region 2 at this time. No permit application has been approved yet for Will County Landfill at the Joliet Arsenal.

An additional 683,413 cubic yards (207,095 tons) of waste was received at the Robbins Resource Recovery Facility in suburban Chicago in 2000, a 45 percent decrease from 1999. This site was permitted to operate on June 2, 1997. For business reasons, the waste-to-energy facility closed in late 2000.



## Concerns Regarding Chicago Metropolitan Area

- Generally, it takes at least three to five years to site and permit new facilities in Illinois
- Seven years of capacity for Region 2 does not allow for any siting or permitting problems to arise.
- No new capacity was permitted in Region 1 or 2 from 1999 to 2001.
- Any other neighboring state limiting out-of-state waste disposal, or their landfills experiencing capacity shortages.

Accurate reflections of available capacity occur only once a year, when landfills take their Illinois EPA required “capacity snapshot” each New Year’s Day.

On Jan. 1, 2000, Region Two had 101.5 million gate cubic yards of available landfill space. By Jan. 1, 2001, that capacity had dipped 8.6 percent to 92.8 million gate cubic yards. Half of the capacity available is at number 8 ranked Countryside Landfill, Grayslake and Onyx Zion Landfill, Zion.

Returning to the subject of near term landfill closings, two facilities, CDT LF in Joliet and Wheatland Prairie RDF in Plainfield, both in Will County, ceased accepting waste on 6-9-00 and 6-18-01 respectively. Wheatland Prairie RDF’s 266 thousand gate cubic yards capacity as of Jan. 1, 2001, is now lost.

The region will operate with fewer landfills in the years ahead. It appears that twelve landfills will remain open after 2002.

## Landfills: Wastes Accepted 2000; Remaining Capacities Jan. 1, 2001

	Municipality	County	Wastes		Capacity		Disp. Area Acres	Close Year
			Cu. Yds.	Rank <sup>1</sup>	Cu. Yds.	Rank <sup>2</sup>		
<b>CLOSED</b> CDT Landfill <sup>3</sup>	Joliet	Will	308,050	35	0	N/A	48	2000
CID RDF #3 ♦	Chicago	Cook	200,646	42	562,000	47	173	2003
CID RDF #4 ♦	Calumet City	Cook	363,608	30	785,000	43	29	2003
Countryside Landfill	Grayslake	Lake	1,529,215	9	24,654,000	8	153	2017
Environtech Landfill	Morris	Grundy	2,083,157	6	7,096,000	26	78	2003
Kankakee RDF	Chebanse	Kankakee	471,735	27	1,699,000	37	80	2004
Land & Lakes #3/Harbor View LF <sup>4</sup>	Chicago	Cook	0	N/A	0	N/A	69	1998
Laraway RDF ♦	Elwood	Will	69,984	48	308,000	49	32.2	2005
Mallard Lake Landfill <sup>5</sup>	Hanover Park	DuPage	0	N/A	0	N/A	230	1999
<b>CLOSED</b> Morris Community Landfill	Morris	Grundy	205,701	41	745,000	44	95	2004
Onyx Zion Landfill ♦ <sup>6</sup>	Zion	Lake	2,012,593	7	22,419,000	11	131.2	2012
River Bend Prairie Landfill ♦ <sup>7</sup>	Dolton	Cook	507,816	26	11,418,000	19	55	2022
Settler's Hill RDF	Batavia	Kane	3,920,084	2	19,409,000	13	197	2006
Sexton #2	Hillside	Cook	161,865	45	1,370,000	39	55	2004
<b>CLOSED</b> Wheatland Prairie RDF <sup>8</sup>	Plainfield	Will	742,564	21	266,000	50	70	2001
Woodland RDF ♦	South Elgin	Kane	858,419	19	2,063,000	34	103	2003
<b>Totals</b>			<b>13,435,437</b>		<b>92,794,000</b>			

♦ Six landfills accepted out-of-state wastes during 2000 totaling 95,943 cubic yards, or <1% of the region’s total.

<sup>1</sup> Standing among 53 landfills that accepted wastes during 2000.

<sup>2</sup> Standing among 53 landfills that reported capacity as of Jan. 1, 2001.

<sup>3</sup> Site closed 6-9-00.

<sup>4</sup> Ceased accepting waste 10-16-98.

<sup>5</sup> Ceased accepting waste 3-13-99.

<sup>6</sup> Facility opened 5-26-98, new owner/operator 10-6-00.

<sup>7</sup> 11 million cu. yd. expansion granted 10-21-98, increasing landfill life to 2022.

<sup>8</sup> Ceased accepting waste 6-18-01.

## Onyx Zion Landfill changed owner/operator in 2000

Onyx Zion Landfill (ranking 11<sup>th</sup> in capacity as of Jan. 1, 2001), opened in May 1998. In 2000, this landfill was ranked 7<sup>th</sup> in the state for waste receipts. In October 2000, Onyx/Superior Services purchased the landfill from BFI/Allied Waste.

## Solid waste transfer stations vital to Region Two

Region Two is home to 56 of the state's 80 transfer stations active in 2000. Of this total, Cook County has 42 (with 16 in the city of Chicago); Will County has four; Kankakee, DuPage, and Lake counties have two each; and Kane County has three. McHenry County has one.

Transfer stations consolidate locally collected wastes for efficient shipment to distant landfills. Some transfer stations separate and remove recyclables from the municipal waste stream. Transfer stations handling landscape waste over 24 hours were also added to the report.

In 2000, Region Two's transfer stations voluntarily reported to have handled more than 4.3 million tons of waste. However, more than half of the active transfer stations in Region 2 did not voluntarily report the amount of waste they accepted.

**Counties** 9  
**Area (square miles)** 5,109  
**Population (est.)** 8,121,136

**Landfill life expectancy**  
**Years remaining** 9 ♦

**Landfills**  
**Active in 2000** 14  
**Closed in 1998** 1  
**Closed in 1999** 1  
**Opened in 1998** 1  
**Opened in 2000** 0  
**Open after 2002** 12

**Transfer Stations**  
**Active in 2000** 56  
**Under development**  
**in 2000** 1  
**Closed in 1998** 1  
**Closed in 1999** 3  
**Closed in 2000** 1  
**New in 1998** 3  
**New in 1999** 2  
**New in 2000** 2  
**New in 2001** 2

**Compost facilities**  
**Active in 2000** 17  
**Closed in 1998** 1  
**Closed in 2000** 1  
**New in 1998** 2  
**New in 2000** 1

♦ Total remaining capacity (from table on page R2.3) divided by total wastes accepted. Tells how long the region may be served by local landfills at current disposal rates, barring capacity adjustments, until capacity is depleted.

## Compost Facilities: Wastes Accepted 2000

	Municipality	County	Tons
CDT Landfill Corp.	Joliet	Will	17,789
Chicago Botanic Garden	Glencoe	Cook	1,603
Crystal Lake Composting	Crystal Lake	McHenry	2,783
DK-Lake Bluff	Lake Bluff	Lake	1,105
Elgin Compost Facility	Elgin	Kane	3,000
Green Organics Inc.	Bristol	Kendall	15,896
Hazel Crest Composting	Hazel Crest	Cook	3
Joyce Farms Recycling Inc. <sup>1</sup>	Essex	Kankakee	24,500
Lake Bluff Municipal #2	Lake Bluff	Lake	445
Lake Forest Recycling Center	Lake Forest	Lake	2,943
Land & Lakes #5	Deerfield	Lake	27,978
Land & Lakes/Willow Ranch	Romeoville	Will	10,494
LDK Compost	Lake Bluff	Lake	15,097
Starlight Drive-in <sup>2</sup>	Kankakee	Kankakee	11
Thelen Sand & Gravel	Fox Lake	McHenry	43,257
Willow Ranch Composting	Romeoville	Will	15,742
Winnetka Municipal <sup>3</sup>	Winnetka	Cook	3,934
<b>Total</b>			<b>186,580</b>

<sup>1</sup> Opened on 9-12-00

<sup>2</sup> Opened on 3-18-98

<sup>3</sup> Closed in 2001

## Cook County's Inactive Compost Sites

CID RDF #4 Compost Facility <sup>1</sup>	Chicago
Des Plaines Compost Fac.	Des Plaines
Harbor View Compost Facility	Chicago
James Park Leaf Compost	Evanston
Land & Lakes #1 & #2	Chicago
River Bend Prairie <sup>2</sup>	Dolton

<sup>1</sup> Site idle until cert. closed 2-28-01.

<sup>2</sup> Holds permit, but never opened.

## Questions and Complaints

Illinois EPA Region Two field office personnel investigate reports of suspected illegal waste disposal, and inspect the region's landfills, transfer stations and compost facilities, except in **DuPage, Kankakee, Lake, McHenry and Will counties and the city of Chicago**, where joint responsibility has been delegated to local authorities.

Questions or complaints concerning pollution control facilities, open dumping or other incidents should be directed to the office having jurisdiction over the site:

*Continued on page R2.6*

The region's transfer stations are noted in the maps on pages R2.2, R2.4 and R2.5, and in the table on page R2.6.

Some Region Two transfer stations handled more waste than the state's busiest landfills.

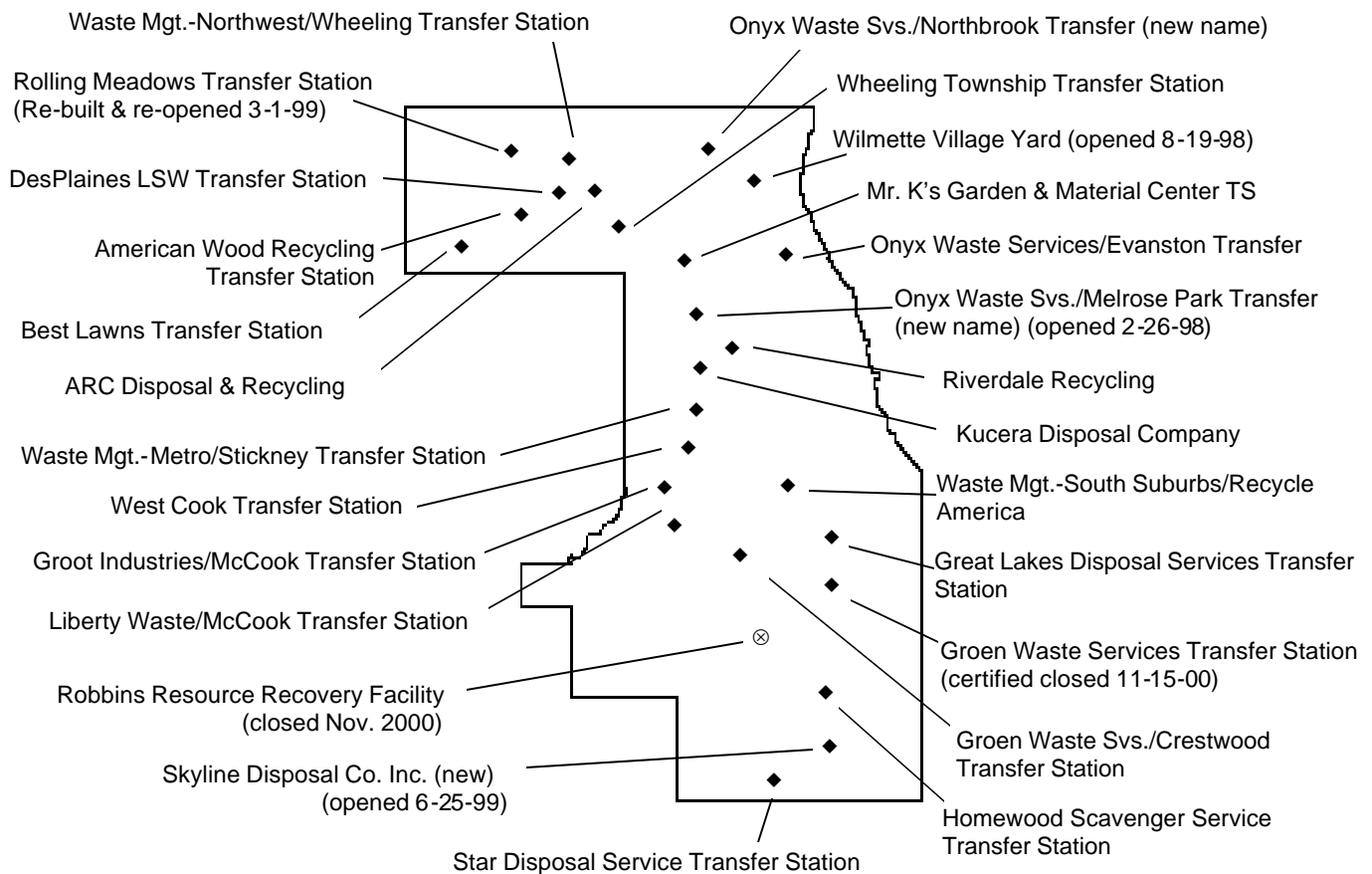
Five transfer stations within Chicago's city limits each processed over 225,000 tons resulting in a total waste transfer of over 1.6 million tons.

### Almost 200 thousand tons of landscape wastes composted

Seventeen composting facilities handled almost 187,000 tons of landscape wastes in 2000. This tonnage is equivalent to 48.4 percent of total landscape wastes composted in the State.

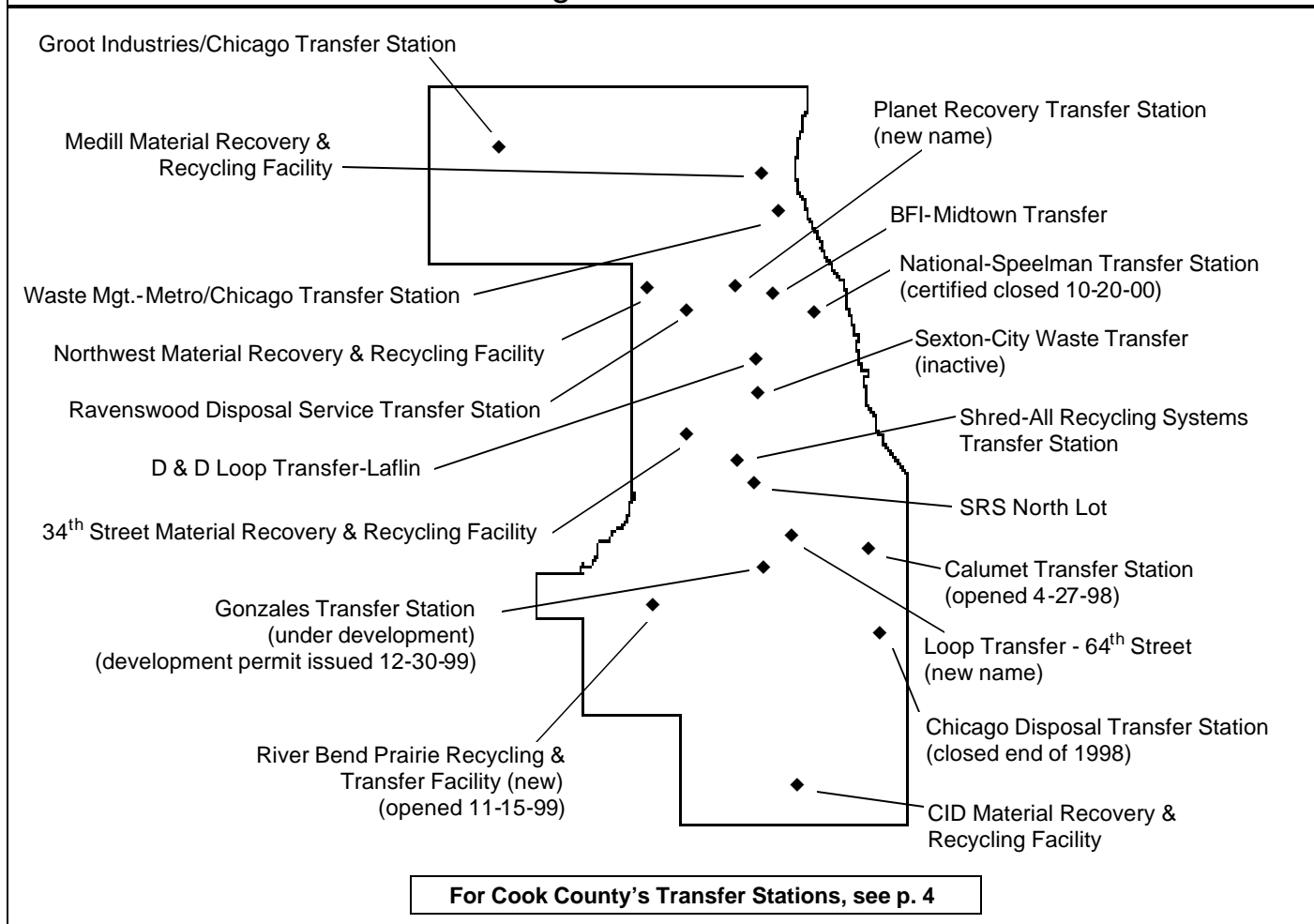
This amount decreased two percent from 1999 to 2000. Six of the Region's compost sites show up in the top 10 list for all of the State's compost facilities.

## Cook County Transfer Stations and Incinerator



**For Chicago's Transfer Stations, see p. R2.5**

## Chicago Transfer Stations



### Six agencies hold delegation agreements

The Illinois EPA has delegated inspection authority to the following agencies in Region Two:

- DuPage County Solid Waste Division
- Kankakee County Health Department
- Lake County Health Department, Engineering Section
- McHenry County Health Department
- Will County Land Use Dept., Waste Services Division
- Chicago Department of Environment

Delegation agreements authorize these agencies to conduct many of the duties that would otherwise have to be performed by the Illinois EPA field office: investigating and enforcing suspected violations of land pollution laws and regulations and reports of open dumping, and inspecting landfills, transfer stations and compost facilities permitted through the Agency's Bureau of Land. (Inspections also include industrial landfills, or monofills, and landfills that closed prior to 1998; these facilities are not included in this report.)

## Questions and Complaints

Continued from page R2.4

### Illinois EPA

9511 W. Harrison  
DesPlaines, Ill. 60016  
Phone: 847-294-4000  
Fax: 847-294-4058

### Chicago Department of Environment

30 N. LaSalle Blvd., 25th Floor  
Chicago, Ill. 60602  
Phone: 312-744-7235  
Fax: 312-744-5272 or 312-744-6451

### DuPage County Solid Waste Div.

421 N. County Farm Road  
Wheaton, Ill. 60187  
Phone: 630-682-6753  
Fax: 630-682-7374

### Kankakee County Health Dept.

1115 Riverlane Drive  
Bradley, Ill. 60915  
Phone: 815-937-7860  
Fax: 815-937-3568

### Lake County Health Department

Engineering Section  
3010 Grand Ave.  
Waukegan, Ill. 60085  
Phone: 847-360-6742  
Fax: 847-249-4972

### McHenry County Health Department

2200 N. Seminary Ave., Route 47 N.  
Woodstock, Ill. 60098  
Phone: 815-334-4585  
Fax: 815-338-7661

### Will County Land Use Dept.

Waste Services Division  
58 E. Clinton St., Suite 500  
Joliet, Ill. 60432  
Phone: 815-727-8834  
Fax: 815-722-3410

DuPage County contains no active landfills and two transfer stations. Kankakee County has one active landfill, two transfer stations and one compost facility, the Starlight Drive-In.

## Transfer Stations: Wastes Handled 2000

	Municipality	County	Tons
34th Street Mat'l. Recov. & Recyc.	Chicago	Cook	245,868
American Wood Recycling TS	Hoffman Estates	Cook	25,000
Apollo Disposal Service TS	Momence	Kankakee	19,500
ARC Disposal & Recycling	Mt. Prospect	Cook	288,778
Banner-Western Trans. & Recyc.	Rockdale	Will	N/A
Best Lawns Trans. Stn.	Streamwood	Cook	N/A
BFI-Midtown Transfer	Chicago	Cook	N/A
C & L LSW Trans. Stn. <sup>1</sup>	Chicago Heights	Cook	N/A
Calumet Transfer Station	Chicago	Cook	N/A
CDT Trans. MRF	Joliet	Will	N/A
Chicago Disposal Transfer Station	Chicago	Cook	0
CID Mat'l. Recovery	Chicago	Cook	329,014
Citiwaste Transfer Station	Joliet	Will	41,946
D & D Loop Transfer-Lafin	Chicago	Cook	N/A
Des Plaines Trans. Stn.	Des Plaines	Cook	N/A
DuKane Transfer Facility	West Chicago	DuPage	N/A
DuPage Yard Waste Trans. Stn.	West Chicago	DuPage	N/A
E.C. Rizzi & Assoc.	Bolingbrook	Will	N/A
Gonzales Transfer Station	Chicago	Cook	N/A
Great Lakes Disposal Svs. TS	Blue Island	Cook	N/A
Groen Waste Services Trans. Stn. <sup>2</sup>	Blue Island	Cook	N/A
Groen Waste Svs./Crestwood TS	Crestwood	Cook	165,397
Groot Industries/Chicago TS	Chicago	Cook	492,639
Groot Industries/McCook TS	McCook	Cook	143,769
Homewood Scavenger Service TS	East Hazel Crest	Cook	111,100
Kucera Disposal Company	Cicero	Cook	74,360
Lake Forest Transfer Facility	Lake Forest	Lake	N/A
Land Restoration Products TS	Lake Bluff	Lake	583
Liberty Waste/McCook Trans. Stn.	McCook	Cook	N/A
Loop Transfer-64th Street	Chicago	Cook	N/A
Medill Mat'l. Recov. & Recyc.	Chicago	Cook	238,286
Montgomery LSW Collection Site	Montgomery	Kane	N/A
Mr. K's Garden & Mat'l. Center TS	Park Ridge	Cook	N/A
National-Speelman Transfer Station <sup>3</sup>	Chicago	Cook	N/A
Northwest Mat'l. Recov. & Recyc.	Chicago	Cook	370,949
Onyx Wst. Svs./Evanston Trans.	Evanston	Cook	200,000
Onyx Wst. Svs./Melrose Park	Melrose Park	Cook	500,000
Onyx Wst. Svs./Northbrook	Northbrook	Cook	N/A
Planet Recovery Transfer Station	Chicago	Cook	N/A
Ravenswood Disposal Service TS	Chicago	Cook	N/A
River Bend Prairie Recyc. & Trans.	Chicago	Cook	N/A
Riverdale Recycling	Riverdale	Cook	N/A
Rolling Meadows Trans. Stn.	Rolling Meadows	Cook	238,658
Sexton-City Waste Transfer	Chicago	Cook	N/A
Shred-All Recycling Systems TS	Chicago	Cook	N/A
Skyline Disposal Co. Inc.	Chicago Heights	Cook	1,649
Speedway Disposal & Recycling	Elburn	Kane	N/A
SRS North Lot	Chicago	Cook	N/A
Star Disposal Service TS	Park Forest	Cook	101,300
TCD Services Transfer Station	Wilmington	Will	N/A
United Disposal of Bradley TS	Bradley	Kankakee	N/A
Waste Mgt.-Metro/Chicago	Chicago	Cook	N/A
Waste Mgt.-Metro/Stickney	Stickney	Cook	N/A
Waste Mgt.-North/McHenry	McHenry	McHenry	632
Waste Mgt.-Northwest/Wheeling	Wheeling	Cook	331,958
Waste Mgt.-So. Suburbs/Rec. Am.	Alsip	Cook	121,812
West Cook Transfer Station	Forest View	Cook	N/A
Wheeling Township Transfer Stn.	Glenview	Cook	275,957
Wilmette Village Yard	Wilmette	Cook	N/A
Woodland LSW Trans. Stn.	South Elgin	Kane	N/A
<b>Total</b>			<b>4,319,155</b>

<sup>1</sup> New, 9-15-00

<sup>2</sup> Closed, 11-15-00

<sup>3</sup> closed, 10-20-00



Lake County has two active landfills, two landscape waste transfer stations, and five compost facilities. McHenry County contains no active landfills, one transfer station, and two active compost facilities. Will County has one active landfill, four active transfer stations, and three compost facilities. Chicago Department of Environment is responsible for inspecting one active landfill, and 16 transfer stations. The Agency's DesPlaines office inspects the hazardous waste landfill, CID RDF #4, and landfills, transfer stations, and compost sites in four other counties.

### Recycling rates ranged from 24 to 47.8 percent

The Agency does not regulate recycling; however, it does survey recycling coordinators statewide. Coordinators in Region Two reported recycling rates ranging from 24 to 47.8 percent, giving the region an average recycling rate of 38.5 percent. However, three counties did not report 2000 data.

Four counties (Grundy, Kane, Kendall, and McHenry) have passed ordinances in support of recycling in residential and/or commercial sectors. In Cook County, Chicago and West Cook County Solid Waste Agency have passed similar ordinances in support of recycling.

Recycling rates are high here, in part, because of accessibility of markets for recyclables. ♦

## Municipal Waste Management Plans

The Solid Waste Planning and Recycling Act requires all Illinois counties and the city of Chicago to develop, adopt and implement 20-year municipal waste management plans.

Plans include programs and recommendations to achieve solid waste management goals, which typically include waste reduction, recycling, incineration and landfilling as program options.

The law requires each plan to include a program designed to recycle 15 percent of municipal wastes by the end of the third year of the program and 25 percent of municipal wastes by the end of the fifth year, depending upon the availability of markets.

Every five years each plan must identify changes in planning areas, evaluate progress in plan implementation and, if necessary, revise plan recommendations and goals. The county also has the option of updating its solid waste generation rate. The plan is then submitted to the Illinois EPA for review and comment.

Five year plan updates have been adopted by Chicago, Cook County, West Cook County Solid Waste Agency, DuPage, Grundy, Kane, Kankakee, Kendall, Lake, McHenry and Will counties. Lake and Will Counties have also completed ten year plan updates.

Questions concerning these plans and their availability should be directed to the appropriate local administrators listed in Appendix K of this report.

**Details concerning Region Two landfills, transfer stations, and compost facilities follow on pages R2.8 through R2.108.**

Municipal Wastes Recycled					
County	Estimated Population	Waste Generated		Waste Recycled	
		Tons	PCD	Tons	Percent
<b>Cook (subtotal)</b>	<b>5,245,221</b>	<b>7,421,117</b>		<b>3,089,055</b>	
Cook	620,000	678,900	6.0	175,400	26.0
Cook (Chicago) <sup>1&amp;2</sup>	2,802,079	4,779,435	9.3	2,287,708	47.8
Cook (SSMMA)	584,931	309,907	1.9	75,996	25.0
Cook (SWANCC)	721,211	1,049,019	8.0	366,858	35.0
Cook (WCCSWA) <sup>1</sup>	517,000	603,856	6.4	183,093	30.0
<b>Other Counties</b>					
<b>Subtotal</b>	<b>2,875,915</b>	<b>3,516,865</b>		<b>1,118,291</b>	
DuPage <sup>3</sup>	892,547	926,895	5.8	119,238	35.0
Grundy <sup>1</sup>	37,535	44,526	6.5	12,553	28.0
Kane <sup>1&amp;2</sup>	380,801	604,277	8.7	264,566	44.0
Kankakee	103,833	128,857	6.8	64,547	50.1
Kendall <sup>1</sup>	54,500	49,731	5.0	10,950	24.0
Lake	644,356	838,452	7.1	358,362	43.7
McHenry <sup>1</sup>	260,077	461,306	9.7	130,164	28.2
Will	502,266	462,821	5.1	157,911	34.1
<b>Totals</b>	<b>8,121,136</b>	<b>10,937,982</b>	<b>7.4</b>	<b>4,207,346</b>	<b>38.5</b> <sup>4</sup>

<sup>1</sup> Has residential recycling ordinance.

<sup>2</sup> Has commercial recycling ordinance.

<sup>3</sup> Reported only residential recycling.

<sup>4</sup> Regional average.

## CDT Landfill Corp. Expansion Site (Closed)

<b>County</b>	Will
<b>Municipality</b>	Joliet
<b>Location</b>	2851 Mound Road
<b>Location ☎</b>	815-741-0736
<b>Hours of operation</b>	Mon.-Fri.: 6 a.m. - 4 p.m.; Sat.: 6 a.m. - noon
<b>Wastes accepted</b>	Municipal, nonhazardous special
<b>Tipping fee</b>	\$11.85 per cubic yard
<b>Owner</b>	CDT Landfill Corp.
<b>Operator</b>	CDT Landfill Corp.

### Facility Facts

<b>Identification number</b>	1978170006
<b>Design capacity, airspace cu.yds.</b>	2,660,000
<b>Total permitted landfill area, acres</b>	55
<b>Permitted disposal area, acres</b>	48
<b>Highest permitted elevation, feet (msl)</b>	641
<b>Leachate monitoring stations</b>	9
<b>Groundwater monitoring wells</b>	32
<b>Methane collection system</b>	Gas-to-energy
<b>Years remaining, estimated by landfill</b>	0
<b>Date/year to open C date/year to close</b>	8-31-84 - 6-9-00*

\*Site closed accepting waste on 6-9-00; certificate of closure pending

### Wastes Received: 1998, 1999, 2000

	TOTAL WASTES ACCEPTED			OUT-OF-STATE WASTES ACCEPTED		
	gate cu. yds	tons	tons/day	gate cu/yds.	tons	% of total
<b>1998</b>	507,000	153,636	591	0	0	0
<b>1999</b>	262,000	79,394	305	0	0	0
<b>2000</b>	308,050	93,348	359	0	0	0
1998 State of Origin: Illinois only    1999 State of Origin: Illinois only    2000 State of Origin: Illinois only						

### Remaining Capacities: Jan. 1, 2000, and Jan. 1, 2001

<b>2000 certified gate cu. yds. (tons)</b>	43,000	( 13,000)
<b>2001 certified gate cu. yds. (tons)</b>	0	( 0)

### Audits and Inspections

<b>Solid Waste Mgt. Fees paid in 2000</b>	\$0*
<b>Last audited by Illinois EPA</b>	2-10-98 & 3-21-00
<b>Facility inspected by</b>	Will County Land Use Dept., Waste Services Division & Ill. EPA, Des Plaines Regional Office

\*\$250 fee is due for waste accepted in first two quarters

### Contacts

Owner	Operator
CDT Landfill Corp. 2851 Mound Road Joliet, Ill. 60436 Contact: Danny L. Geiss ☎ 815-741-0736	CDT Landfill Corp. 2851 Mound Road Joliet, Ill. 60436 Contact: Danny L. Geiss ☎ 815-741-0736

## CID Recycling and Disposal Facility #3

<b>County</b>	Cook
<b>Municipality</b>	Chicago
<b>Location</b>	138th St. and I-94
<b>Location ☎</b>	773-646-3099
<b>Hours of operation</b>	Mon.-Fri.: 8:30 a.m. - 3 p.m.
<b>Wastes accepted</b>	Nonhazardous special, municipal, inert
<b>Tipping fee</b>	\$20 per cubic yard
<b>Owner</b>	Waste Management of Illinois Inc.**
<b>Operator</b>	Waste Management of Illinois Inc.**

### Facility Facts

<b>Identification number</b>	0316000030
<b>Design capacity, airspace cu.yds.</b>	N/A
<b>Total permitted landfill area, acres</b>	175
<b>Permitted disposal area, acres</b>	173
<b>Highest permitted elevation, feet (msl)</b>	746
<b>Leachate monitoring stations</b>	13
<b>Groundwater monitoring wells</b>	38
<b>Methane collection system</b>	Gas-to-energy
<b>Years remaining, estimated by landfill</b>	3
<b>Date/year to open C date/year to close</b>	12-31-67 - 2003

### Wastes Received: 1998, 1999, 2000

	TOTAL WASTES ACCEPTED			OUT-OF-STATE WASTES ACCEPTED		
	gate cu. yds	tons	tons/day	gate cu/yds.	tons	% of total
<b>1998</b>	194,718	59,005	227	7,283	2,207	4
<b>1999</b>	360,030	109,100	420	4,598	1,393	1
<b>2000</b>	200,646	60,802	234	2,833	859	1

1998 State of Origin: Illinois, Indiana    1999 State of Origin: Illinois, Indiana, Kansas, Wisconsin    2000 State of Origin: Illinois, Indiana

### Remaining Capacities: Jan. 1, 2000, and Jan. 1, 2001

<b>2000 certified gate cu. yds. (tons)</b>	707,000	( 214,000)
<b>2001 certified gate cu. yds. (tons)</b>	562,000	( 170,000)

### Audits and Inspections

<b>Solid Waste Mgt. Fees paid in 2000</b>	\$174,891
<b>Last audited by Illinois EPA</b>	7-28-98, 3-7-00 & 4-18-01
<b>Facility inspected by</b>	Chicago Dept. of Env. & Ill. EPA, Des Plaines Regional Office

### Contacts

Owner	Operator
Waste Management of Illinois Inc.** P.O. Box 1309 Calumet City, Ill. 60409 Contact: Bob Lewis/Scott Combis ☎ 773-646-3099	Waste Management of Illinois Inc.** P.O. Box 1309 Calumet City, Ill. 60409 Contact: Bob Lewis/Scott Combis ☎ 773-646-3099

\*\*A subsidiary of Waste Management Inc. Midwest, 1001 Fannin, Suite 4000, Houston, Tex. 77002 \* 713-512-6200

## CID Recycling and Disposal Facility #4

<b>County</b>	Cook
<b>Municipality</b>	Calumet City
<b>Location</b>	138th St. and I-94
<b>Location ☎</b>	773-646-3099
<b>Hours of operation</b>	Mon.-Fri.: 8:30 a.m. - 3 p.m.
<b>Wastes accepted</b>	Nonhazardous special, hazardous*
<b>Tipping fee</b>	\$20 per cubic yard
<b>Owner</b>	Waste Management of Illinois Inc.**
<b>Operator</b>	Waste Management of Illinois Inc.**

\*Holds permit to accept hazardous waste.

### Facility Facts

<b>Identification number</b>	0310390001
<b>Design capacity, airspace cu.yds.</b>	N/A
<b>Total permitted landfill area, acres</b>	115
<b>Permitted disposal area, acres</b>	29
<b>Highest permitted elevation, feet (msl)</b>	629
<b>Leachate monitoring stations</b>	11
<b>Groundwater monitoring wells</b>	23
<b>Methane collection system</b>	None
<b>Years remaining, estimated by landfill</b>	2
<b>Date/year to open C date/year to close</b>	1974 - 2003

### Wastes Received: 1998, 1999, 2000

	TOTAL WASTES ACCEPTED			OUT-OF-STATE WASTES ACCEPTED		
	gate cu. yds	tons	tons/day	gate cu/yds.	tons	% of total
<b>1998</b>	49,946	15,135	58	0	0	0
<b>1999</b>	142,365	43,141	166	13,317	4,035	9
<b>2000</b>	363,608	110,184	424	4,107	1,245	1
1998 State of Origin: Illinois only		1999 State of Origin: Illinois, Indiana		2000 State of Origin: Illinois, Indiana, Michigan		

### Remaining Capacities: Jan. 1, 2000, and Jan. 1, 2001

<b>2000 certified gate cu. yds. (tons)</b>	811,000	( 246,000)
<b>2001 certified gate cu. yds. (tons)</b>	785,000	( 238,000)

### Audits and Inspections

<b>Solid Waste Mgt. Fees paid in 2000</b>	\$50,761
<b>Last audited by Illinois EPA</b>	3-7-00 & 4-18-01
<b>Facility inspected by</b>	Illinois EPA, Des Plaines Regional Office

### Contacts

Owner	Operator
Waste Management of Illinois Inc.** P.O. Box 1309 Calumet City, Ill. 60409 Contact: Bob Lewis/Scott Combis ☎ 773-646-3099	Waste Management of Illinois Inc.** P.O. Box 1309 Calumet City, Ill. 60409 Contact: Bob Lewis/Scott Combis ☎ 773-646-3099

\*\*A subsidiary of Waste Management Inc. Midwest, 1001 Fannin, Suite 4000, Houston, Tex. 77002 \* 713-512-6200

## Countryside Landfill

<b>County</b>	Lake
<b>Municipality</b>	Grayslake
<b>Location</b>	31725 N. Route 83
<b>Location ☎</b>	847-223-2722
<b>Hours of operation</b>	Mon.-Fri.: 6 a.m. - 3:30 p.m.; Sat.: 7 a.m. - noon
<b>Wastes accepted</b>	Municipal, nonhazardous special
<b>Tipping fee</b>	\$37.50 per ton
<b>Owner</b>	Countryside Landfill Inc.**
<b>Operator</b>	Countryside Landfill Inc.**

### Facility Facts

<b>Identification number</b>	0970250003
<b>Design capacity, airspace cu.yds.</b>	14,400,000
<b>Total permitted landfill area, acres</b>	201
<b>Permitted disposal area, acres</b>	153*
<b>Highest permitted elevation, feet (msl)</b>	930
<b>Leachate monitoring stations</b>	7
<b>Groundwater monitoring wells</b>	24
<b>Methane collection system</b>	Operational; enclosed flare and gas-to-energy
<b>Years remaining, estimated by landfill</b>	16
<b>Date/year to open C date/year to close</b>	12-7-76 - 2017

\*Lateral expansion is 72.9 ac (26.7 ac. (North) and 46.2 (South) disposal areas).

### Wastes Received: 1998, 1999, 2000

	TOTAL WASTES ACCEPTED			OUT-OF-STATE WASTES ACCEPTED		
	gate cu. yds	tons	tons/day	gate cu/yds.	tons	% of total
<b>1998</b>	1,382,555	418,956	1,611	0	0	0
<b>1999</b>	1,434,843	434,801	1,672	0	0	0
<b>2000</b>	1,529,215	463,399	1,782	0	0	0
1998 State of Origin: Illinois only		1999 State of Origin: Illinois only		2000 State of Origin: Illinois only		

### Remaining Capacities: Jan. 1, 2000, and Jan. 1, 2001

<b>2000 certified gate cu. yds. (tons)</b>	24,418,000	(7,399,000)
<b>2001 certified gate cu. yds. (tons)</b>	24,654,000	(7,471,000)

### Audits and Inspections

<b>Solid Waste Mgt. Fees paid in 2000</b>	\$418,847
<b>Last audited by Illinois EPA</b>	11-5-98, 6-6-00 & 8-9-01
<b>Facility inspected by</b>	Lake County Health Department & Ill. EPA, Des Plaines Regional Office

### Contacts

Owner	Operator
Countryside Landfill Inc.** 31725 N. Route 83 Grayslake, Ill. 60030 Contact: Chris Rubak ☎ 847-223-9282	Countryside Landfill Inc.** 31725 N. Route 83 Grayslake, Ill. 60030 Contact: Chris Rubak ☎ 847-223-9282

\*\*A subsidiary of Waste Management Inc. Midwest, 1001 Fannin, Suite 4000, Houston, Tex. 77002 713-512-6200

## Environtech Landfill

<b>County</b>	Grundy
<b>Municipality</b>	Morris
<b>Location</b>	1800 N. Ashley Road
<b>Location ☎</b>	815-942-1800
<b>Hours of operation</b>	Mon.-Fri.: 6 a.m. - 4 p.m.
<b>Wastes accepted</b>	Municipal, nonhazardous special
<b>Tipping fee</b>	\$25 per ton
<b>Owner</b>	Environtech Inc.**
<b>Operator</b>	Environtech Inc.**

### Facility Facts

<b>Identification number</b>	0638140002
<b>Design capacity, airspace cu.yds.</b>	13,304,485
<b>Total permitted landfill area, acres</b>	169
<b>Permitted disposal area, acres</b>	78
<b>Highest permitted elevation, feet (msl)</b>	592
<b>Leachate monitoring stations</b>	1
<b>Groundwater monitoring wells</b>	11
<b>Methane collection system</b>	Active (wells, header pipe, gas-to-electricity plant)
<b>Years remaining, estimated by landfill</b>	3
<b>Date/year to open C date/year to close</b>	9-5-87 - 2003*

\*As capacity decreases, it is anticipated that gate volume will be decreased, extending life of site until Nov. 2013.

### Wastes Received: 1998, 1999, 2000

	TOTAL WASTES ACCEPTED			OUT-OF-STATE WASTES ACCEPTED		
	gate cu. yds	tons	tons/day	gate cu/yds.	tons	% of total
<b>1998</b>	433,093	131,240	505	0	0	0
<b>1999</b>	1,487,889	450,875	1,734	0	0	0
<b>2000</b>	2,083,157	631,260	2,428	0	0	0
1998 State of Origin: Illinois only    1999 State of Origin: Illinois only    2000 State of Origin: Illinois only						

### Remaining Capacities: Jan. 1, 2000, and Jan. 1, 2001

<b>2000 certified gate cu. yds. (tons)</b>	8,187,000	(2,481,000)
<b>2001 certified gate cu. yds. (tons)</b>	7,096,000	(2,150,000)

### Audits and Inspections

<b>Solid Waste Mgt. Fees paid in 2000</b>	\$359,722
<b>Last audited by Illinois EPA</b>	4-6-99 & 3-13-01
<b>Facility inspected by</b>	Illinois EPA, Des Plaines Regional Office

### Contacts

Owner	Operator
Environtech Inc.** 1800 N. Ashley Road Morris, Ill. 60450 Contact: Dave Gerdez ☎ 815-942-1800	Environtech Inc.** 1800 N. Ashley Road Morris, Ill. 60450 Contact: Dave Gerdez ☎ 815-942-1800

\*\*A subsidiary of Allied Waste Industries Inc., 15880 N. Greenway-Hayden Loop, Suite 100, Scottsdale, Ariz. 85260 \* 480-627-2700. Regional office: 13832 S. Kostner, Crestwood, Ill. 60445 \* 708-824-3060

## Kankakee Recycling and Disposal Facility

<b>County</b>	Kankakee
<b>Municipality</b>	Chebanse
<b>Location</b>	6259 S. Route 45 & 52
<b>Location ☎</b>	815-933-7000
<b>Hours of operation</b>	Mon.-Fri.: 6:30 a.m. - 3 p.m.
<b>Wastes accepted</b>	Municipal, nonhazardous special*
<b>Tipping fee</b>	\$11.50 per cubic yard (loose)
<b>Owner</b>	Waste Management of Illinois Inc.**
<b>Operator</b>	Waste Management of Illinois Inc.**

\*County wastes only.

### Facility Facts

<b>Identification number</b>	0910550006
<b>Design capacity, airspace cu.yds.</b>	4,200,000
<b>Total permitted landfill area, acres</b>	N/A
<b>Permitted disposal area, acres</b>	80*
<b>Highest permitted elevation, feet (msl)</b>	708
<b>Leachate monitoring stations</b>	13
<b>Groundwater monitoring wells</b>	25
<b>Methane collection system</b>	Gas-to-energy
<b>Years remaining, estimated by landfill</b>	4***
<b>Date/year to open C date/year to close</b>	12-31-74 - 2004

\*Decrease in remaining airspace due to increase in annual gate receipts. \*\*\*Includes lateral expansion (Phase 4) of 14 ac.

### Wastes Received: 1998, 1999, 2000

	TOTAL WASTES ACCEPTED			OUT-OF-STATE WASTES ACCEPTED		
	gate cu. yds	tons	tons/day	gate cu/yds.	tons	% of total
<b>1998</b>	288,212	87,337	336	0	0	0
<b>1999</b>	342,427	103,766	399	0	0	0
<b>2000</b>	471,735	142,950	550	0	0	0

1998 State of Origin: Illinois only    1999 State of Origin: Illinois only    2000 State of Origin: Illinois only

### Remaining Capacities: Jan. 1, 2000, and Jan. 1, 2001

<b>2000 certified gate cu. yds. (tons)</b>	2,292,000	( 695,000)
<b>2001 certified gate cu. yds. (tons)</b>	1,699,000	( 515,000)

### Audits and Inspections

<b>Solid Waste Mgt. Fees paid in 2000</b>	\$132,149
<b>Last audited by Illinois EPA</b>	9-22-98, 9-12-00 & 8-14-01
<b>Facility inspected by</b>	Kankakee County Health Department & Ill. EPA, Des Plaines Regional Office

### Contacts

Owner	Operator
Waste Management of Illinois Inc.** 6259 S. Route 45 & 52 Chebanse, Ill. 60922 Contact: Tim Haaf ☎ 815-937-5539	Waste Management of Illinois Inc.** 6259 S. Route 45 & 52 Chebanse, Ill. 60922 Contact: Tim Haaf ☎ 815-937-5539

\*\*A subsidiary of Waste Management Inc. Midwest, 1001 Fannin, Suite 4000, Houston, Tex. 77002 713-512-6200

## Land & Lakes #3/Harbor View Landfill (Closed)

<b>County</b>	Cook
<b>Municipality</b>	Chicago
<b>Location</b>	2000 E. 122nd St.
<b>Location ☎</b>	773-646-1138
<b>Hours of operation</b>	N/A
<b>Wastes accepted</b>	Municipal, nonhazardous special
<b>Tipping fee</b>	N/A
<b>Owner</b>	Stony Island Reclamation Co.**
<b>Operator</b>	Land & Lakes Co.

### Facility Facts

<b>Identification number</b>	0316000034
<b>Design capacity, airspace cu.yds.</b>	25,000,000
<b>Total permitted landfill area, acres</b>	79
<b>Permitted disposal area, acres</b>	69
<b>Highest permitted elevation, feet (msl)</b>	667.5
<b>Leachate monitoring stations</b>	N/A
<b>Groundwater monitoring wells</b>	18
<b>Methane collection system</b>	Gas-to-energy
<b>Years remaining, estimated by landfill</b>	0
<b>Date/year to open C date/year to close</b>	12-31-78 - 10-16-98*

\*Ceased accepting waste 10-16-98; certificate of closure pending.

### Wastes Received: 1998, 1999, 2000

	TOTAL WASTES ACCEPTED			OUT-OF-STATE WASTES ACCEPTED		
	gate cu. yds	tons	tons/day	gate cu/yds.	tons	% of total
<b>1998</b>	2,098,965	636,050	2,446	60,628	18,372	3
<b>1999</b>	0	0	0	0	0	0
<b>2000</b>	0	0	0	0	0	0

1998 State of Origin: Illinois, Indiana    1999 State of Origin: N/A    2000 State of Origin: N/A

### Remaining Capacities: Jan. 1, 2000, and Jan. 1, 2001

<b>2000 certified gate cu. yds. (tons)</b>	0	(0)
<b>2001 certified gate cu. yds. (tons)</b>	0	(0)

### Audits and Inspections

<b>Solid Waste Mgt. Fees paid in 2000</b>	\$0
<b>Last audited by Illinois EPA</b>	7-22-97
<b>Facility inspected by</b>	Chicago Dept. of Env. & Ill. EPA, Des Plaines Regional Office

### Contacts

#### Owner

Stony Island Reclamation Co.\*\*  
 123 N. Northwest Highway, P.O. Box 778  
 Park Ridge, Ill. 60068  
 Contact: James J. Cowhey  
 ☎ 847-825-5000

#### Operator

Land & Lakes Co.  
 123 N. Northwest Highway, P.O. Box 778  
 Park Ridge, Ill. 60068  
 Contact: James J. Cowhey  
 ☎ 847-825-5000

\*\*An affiliate of Land and Lakes Co.



## Laraway Recycling and Disposal Facility

<b>County</b>	Will
<b>Municipality</b>	Elwood
<b>Location</b>	21101 W. Laraway Road
<b>Location ☎</b>	815-727-6148
<b>Hours of operation</b>	Mon.-Fri.: 6:30 a.m. - 2:30 p.m.
<b>Wastes accepted</b>	Nonhazardous special, chemical, inert, asbestos
<b>Tipping fee</b>	\$23.50 per cubic yard
<b>Owner</b>	Waste Management of Illinois Inc.**
<b>Operator</b>	Waste Management of Illinois Inc.**

### Facility Facts

<b>Identification number</b>	1970450002
<b>Design capacity, airspace cu.yds.</b>	1,185,400
<b>Total permitted landfill area, acres</b>	32.2
<b>Permitted disposal area, acres</b>	32.2
<b>Highest permitted elevation, feet (msl)</b>	665
<b>Leachate monitoring stations</b>	5
<b>Groundwater monitoring wells</b>	11
<b>Methane collection system</b>	None
<b>Years remaining, estimated by landfill</b>	4
<b>Date/year to open C date/year to close</b>	1972 - 2005

### Wastes Received: 1998, 1999, 2000

	TOTAL WASTES ACCEPTED			OUT-OF-STATE WASTES ACCEPTED		
	gate cu. yds	tons	tons/day	gate cu/yds.	tons	% of total
<b>1998</b>	221,879	67,236	259	27,125	8,220	12
<b>1999</b>	188,785	57,208	220	4,904	1,486	3
<b>2000</b>	69,984	21,207	82	122	37	1
1998 State of Origin: Illinois, Indiana    1999 State of Origin: Illinois, Indiana    2000 State of Origin: Illinois, Indiana						

### Remaining Capacities: Jan. 1, 2000, and Jan. 1, 2001

<b>2000 certified gate cu. yds. (tons)</b>	616,000	( 187,000)
<b>2001 certified gate cu. yds. (tons)</b>	308,000	( 93,000)

### Audits and Inspections

<b>Solid Waste Mgt. Fees paid in 2000</b>	\$98,758
<b>Last audited by Illinois EPA</b>	6-9-98, 4-25-00 & 4-25-01
<b>Facility inspected by</b>	Will County Land Use Dept., Waste Services Division & Ill. EPA, Des Plaines Regional Office

### Contacts

Owner	Operator
Waste Management of Illinois Inc.** 21101 W. Laraway Road Elwood, Ill. 60421 Contact: Bob Lewis ☎ 773-646-3099	Waste Management of Illinois Inc.** 21101 W. Laraway Road Elwood, Ill. 60421 Contact: Bob Lewis ☎ 773-646-3099

\*\*A subsidiary of Waste Management Inc. Midwest, 1001 Fannin, Suite 4000, Houston, Tex. 77002 713-512-6200

## Mallard Lake Landfill (Closed)

<b>County</b>	DuPage
<b>Municipality</b>	Hanover Park
<b>Location</b>	26 W. 580 Schick Road
<b>Location ☎</b>	630-894-9000
<b>Hours of operation</b>	Mon.-Fri.: 6 a.m. - 4 p.m.; Sat.: 6 a.m. - noon
<b>Wastes accepted</b>	Municipal, nonhazardous special
<b>Tipping fee</b>	N/A
<b>Owner</b>	Forest Preserve District of DuPage County
<b>Operator</b>	BFI Waste Systems of North America Inc.**

### Facility Facts

<b>Identification number</b>	0438010004
<b>Design capacity, airspace cu.yds.</b>	40,780,750
<b>Total permitted landfill area, acres</b>	534
<b>Permitted disposal area, acres</b>	230
<b>Highest permitted elevation, feet (msl)</b>	982
<b>Leachate monitoring stations</b>	18
<b>Groundwater monitoring wells</b>	40
<b>Methane collection system</b>	Gas-to-energy
<b>Years remaining, estimated by landfill</b>	0
<b>Date/year to open C date/year to close</b>	12-31-75 - 3-13-99*

\*Site ceased accepting waste on 3-13-99; certified closure is pending.

### Wastes Received: 1998, 1999, 2000

	TOTAL WASTES ACCEPTED			OUT-OF-STATE WASTES ACCEPTED		
	gate cu. yds	tons	tons/day	gate cu./yds.	tons	% of total
<b>1998</b>	3,152,203	955,213	3,674	0	0	0
<b>1999</b>	469,317	142,217	547	0	0	0
<b>2000</b>	0	0	0	0	0	0

1998 State of Origin: Illinois only    1999 State of Origin: Illinois only    2000 State of Origin: Illinois only

### Remaining Capacities: Jan. 1, 2000, and Jan. 1, 2001

<b>2000 certified gate cu. yds. (tons)</b>	0	(0)
<b>2001 certified gate cu. yds. (tons)</b>	0	(0)

### Audits and Inspections

<b>Solid Waste Mgt. Fees paid in 2000</b>	\$0
<b>Last audited by Illinois EPA</b>	3-17-98
<b>Facility inspected by</b>	DuPage County Solid Waste Division & Ill. EPA, Des Plaines Regional Office

### Contacts

Owner	Operator
Forest Preserve District of DuPage County 26 W. 580 Schick Road Hanover Park, Ill. 60103 Contact: Joseph Benedict ☎ 630-894-9000	BFI Waste Systems of North America Inc.** 26 W. 580 Schick Road Hanover Park, Ill. 60103 Contact: Drew Bergenthal ☎ 630-894-9000

\*\*A subsidiary of Allied Waste Industries Inc., 15880 N. Greenway-Hayden Loop, Suite 100, Scottsdale, Ariz. 85260 \* 480-627-2700. Regional office: 13832 S. Kostner, Crestwood, Ill. 60445 \* 708-824-3060

## Morris Community Landfill\*

<b>County</b>	Grundy
<b>Municipality</b>	Morris
<b>Location</b>	1501 Ashley Road
<b>Location ☎</b>	815-942-3941
<b>Hours of operation</b>	Mon.-Fri.: 7 a.m. - 4 p.m.
<b>Wastes accepted</b>	Municipal, nonhazardous special
<b>Tipping fee</b>	\$8.50 per cubic yard
<b>Owner</b>	City of Morris
<b>Operator</b>	Community Landfill Co.

\*Also known as Community Landfill

### Facility Facts

<b>Identification number</b>	0630600001
<b>Design capacity, airspace cu.yds.</b>	2,000,000
<b>Total permitted landfill area, acres</b>	119
<b>Permitted disposal area, acres</b>	95*
<b>Highest permitted elevation, feet (msl)</b>	584
<b>Leachate monitoring stations</b>	N/A
<b>Groundwater monitoring wells</b>	9
<b>Methane collection system</b>	Gas-to-energy
<b>Years remaining, estimated by landfill</b>	4
<b>Date/year to open C date/year to close</b>	1976 - 2004

\*New permit 2000-155-LFM issued 8-4-00

### Wastes Received: 1998, 1999, 2000

	TOTAL WASTES ACCEPTED			OUT-OF-STATE WASTES ACCEPTED		
	gate cu. yds	tons	tons/day	gate cu/yds.	tons	% of total
<b>1998</b>	248,125	75,189	289	0	0	0
<b>1999</b>	303,067	91,838	353	0	0	0
<b>2000</b>	205,701	62,334	240	0	0	0
1998 State of Origin: Illinois only    1999 State of Origin: Illinois only    2000 State of Origin: Illinois only						

### Remaining Capacities: Jan. 1, 2000, and Jan. 1, 2001

<b>2000 certified gate cu. yds. (tons)</b>	1,088,000	( 330,000)
<b>2001 certified gate cu. yds. (tons)</b>	745,000	( 226,000)

### Audits and Inspections

<b>Solid Waste Mgt. Fees paid in 2000</b>	\$12,500
<b>Last audited by Illinois EPA</b>	4-6-99 & 3-13-01
<b>Facility inspected by</b>	Illinois EPA, Des Plaines Regional Office

### Contacts

Owner	Operator
City of Morris 320 Wauponsee St. Morris, Ill. 60450 Contact: Mayor Richard Kopczick ☎ 815-942-0103	Community Landfill Co. 13903 S. Ashland Ave. Riverdale, Ill. 60827 Contact: Robert Pruum ☎ 708-489-1900

## Onyx Zion Landfill\*

<b>County</b>	Lake
<b>Municipality</b>	Zion
<b>Location</b>	701 N. Green Bay Road
<b>Location ☎</b>	847-731-5110
<b>Hours of operation</b>	Mon.-Fri.: 6:00 a.m. - 4:00 p.m.; Sat.: 6 a.m. - 1 p.m.
<b>Wastes accepted</b>	Municipal, nonhazardous special
<b>Tipping fee</b>	N/A
<b>Owner</b>	Onyx Zion Landfill Inc.**
<b>Operator</b>	Onyx Zion Landfill Inc.**

\*Formerly named Zion Landfill and BFI Waste Systems of North America Inc.

### Facility Facts

<b>Identification number</b>	0978020002
<b>Design capacity, airspace cu.yds.</b>	10,970,000
<b>Total permitted landfill area, acres</b>	191.7
<b>Permitted disposal area, acres</b>	131.2*
<b>Highest permitted elevation, feet (msl)</b>	850
<b>Leachate monitoring stations</b>	8
<b>Groundwater monitoring wells</b>	52
<b>Methane collection system</b>	Gas-to-energy (active)
<b>Years remaining, estimated by landfill</b>	11
<b>Date/year to open C date/year to close</b>	5-26-98 - 2012

\*Includes vertical expansion of 35 ac. above and a 71.4 acres for lateral expansion east and adjacent to the original facility.

### Wastes Received: 1998, 1999, 2000

	TOTAL WASTES ACCEPTED			OUT-OF-STATE WASTES ACCEPTED		
	gate cu. yds	tons	tons/day	gate cu/yds.	tons	% of total
<b>1998</b>	964,685	292,329	1,124	40,142	12,164	4
<b>1999</b>	1,788,741	542,043	2,085	72,677	22,023	4
<b>2000</b>	2,012,593	609,877	2,346	85,244	25,832	4

1998 State of Origin: Illinois, Wisconsin    1999 State of Origin: Illinois, Wisconsin    2000 State of Origin: Illinois, Wisconsin

### Remaining Capacities: Jan. 1, 2000, and Jan. 1, 2001

<b>2000 certified gate cu. yds. (tons)</b>	23,815,000	(7,217,000)
<b>2001 certified gate cu. yds. (tons)</b>	22,419,000	(6,794,000)

### Audits and Inspections

<b>Solid Waste Mgt. Fees paid in 2000</b>	\$483,172
<b>Last audited by Illinois EPA</b>	11-4-98, 6-5-00 & 8-8-01
<b>Facility inspected by</b>	Lake County Health Department & Ill. EPA, Des Plaines Regional Office

### Contacts

Owner	Operator
Onyx Zion Landfill Inc.** 701 N. Green Bay Road Zion, Ill. 60099 Contact: James A. Lewis ☎ 847-731-5110	Onyx Zion Landfill Inc.** 701 N. Green Bay Road Zion, Ill. 60099 Contact: James A. Lewis ☎ 847-731-5110

\*\*An affiliate of Superior Services Inc., 125 S. 84th St., Suite 200, Milwaukee, Wis. 53214 and a subsidiary of Vivendi Environmental, France \* 414-479-7800 \* Regional office: 1525 Kautz Road, Suite 1000, West Chicago, Ill. 60185 \* 630-762-7703

## River Bend Prairie Landfill

<b>County</b>	Cook
<b>Municipality</b>	Dolton
<b>Location</b>	801 E. 138th St.
<b>Location ☎</b>	312-264-8508
<b>Hours of operation</b>	Mon.-Sat.: 5:30 a.m. - 7 p.m.
<b>Wastes accepted</b>	Municipal, nonhazardous special
<b>Tipping fee</b>	\$11.50 per cubic yard
<b>Owner</b>	Land & Lakes Co.
<b>Operator</b>	Land & Lakes Co.

### Facility Facts

<b>Identification number</b>	0310690003
<b>Design capacity, airspace cu.yds.</b>	10,800,000
<b>Total permitted landfill area, acres</b>	68
<b>Permitted disposal area, acres</b>	55*
<b>Highest permitted elevation, feet (msl)</b>	690
<b>Leachate monitoring stations</b>	12
<b>Groundwater monitoring wells</b>	29
<b>Methane collection system</b>	Gas-to-energy
<b>Years remaining, estimated by landfill</b>	22
<b>Date/year to open C date/year to close</b>	12-31-77 - 2022**

\*Horizontal expansion includes 12 ac. (9 ac. which is for waste disposal); vertical expansion will increase the entire current footprint by 60 ft.

### Wastes Received: 1998, 1999, 2000

	TOTAL WASTES ACCEPTED			OUT-OF-STATE WASTES ACCEPTED		
	gate cu. yds	tons	tons/day	gate cu/yds.	tons	% of total
<b>1998</b>	297,172	90,052	346	12,674	3,841	4
<b>1999</b>	954,946	289,378	1,113	15,583	4,722	2
<b>2000</b>	507,816	153,884	592	507	153	1
1998 State of Origin: Illinois, Indiana    1999 State of Origin: Illinois, Indiana    2000 State of Origin: Illinois, Indiana						

### Remaining Capacities: Jan. 1, 2000, and Jan. 1, 2001

<b>2000 certified gate cu. yds. (tons)</b>	11,915,000	(3,611,000)
<b>2001 certified gate cu. yds. (tons)</b>	11,418,000	(3,460,000)

\*Includes an 11 million in-place cubic yard horizontal and vertical expansion permitted on 10-21-98.

### Audits and Inspections

<b>Solid Waste Mgt. Fees paid in 2000</b>	\$137,725
<b>Last audited by Illinois EPA</b>	5-19-98, 3-6-00 & 4-17-01
<b>Facility inspected by</b>	Illinois EPA, Des Plaines Regional Office

### Contacts

#### Owner

Land & Lakes Co.  
123 N. Northwest Highway, P.O. Box 778  
Park Ridge, Ill. 60068  
Contact: James J. Cowhey, Jr.  
☎ 847-825-5000

#### Operator

Land & Lakes Co.  
123 N. Northwest Highway, P.O. Box 778  
Park Ridge, Ill. 60068  
Contact: James J. Cowhey, Jr.  
☎ 847-825-5000

## Settler's Hill Recycling and Disposal Facility

<b>County</b>	Kane
<b>Municipality</b>	Batavia
<b>Location</b>	1031 E. Fabyan Parkway
<b>Location ☎</b>	630-232-7664
<b>Hours of operation</b>	Mon.-Sat.: 6 a.m. - 6 p.m.
<b>Wastes accepted</b>	Municipal, nonhazardous special
<b>Tipping fee</b>	\$40 per ton
<b>Owner</b>	Kane County Dept. of Environmental Management
<b>Operator</b>	Waste Management of Illinois Inc.**

### Facility Facts

<b>Identification number</b>	0890100009
<b>Design capacity, airspace cu.yds.</b>	10,600,000
<b>Total permitted landfill area, acres</b>	291
<b>Permitted disposal area, acres</b>	197*
<b>Highest permitted elevation, feet (msl)</b>	903
<b>Leachate monitoring stations</b>	9
<b>Groundwater monitoring wells</b>	20
<b>Methane collection system</b>	Gas-to-energy
<b>Years remaining, estimated by landfill</b>	5
<b>Date/year to open C date/year to close</b>	1982 - 2006***

\*Includes an expansion of 5.5 million cu. yds. net air space approved 7-31-98. \*\*\*Per local agreement, site must close by 12-31-06.

### Wastes Received: 1998, 1999, 2000

	TOTAL WASTES ACCEPTED			OUT-OF-STATE WASTES ACCEPTED		
	gate cu. yds	tons	tons/day	gate cu/yds.	tons	% of total
<b>1998</b>	3,050,916	924,520	3,556	36	11	1
<b>1999</b>	4,081,394	1,236,786	4,757	0	0	0
<b>2000</b>	3,920,084	1,187,904	4,569	0	0	0
1998 State of Origin: Illinois, Wisconsin    1999 State of Origin: Illinois only    2000 State of Origin: Illinois only						

### Remaining Capacities: Jan. 1, 2000, and Jan. 1, 2001

<b>2000 certified gate cu. yds. (tons)</b>	22,740,000	(6,891,000)
<b>2001 certified gate cu. yds. (tons)</b>	19,409,000	(5,882,000)

### Audits and Inspections

<b>Solid Waste Mgt. Fees paid in 2000</b>	\$830,935
<b>Last audited by Illinois EPA</b>	6-23-98, 5-31-00 & 6-26-01
<b>Facility inspected by</b>	Illinois EPA, Des Plaines Regional Office

### Contacts

Owner	Operator
Kane County Dept. of Environmental Management 719 S. Batavia Ave. Geneva, Ill. 60134 Contact: Tim Harbaugh ☎ 630-208-5173	Waste Management of Illinois Inc.** 1031 E. Fabyan Parkway Batavia, Ill. 60510 Contact: Ian Johnson ☎ 630-232-7664

\*\*A subsidiary of Waste Management Inc. Midwest, 1001 Fannin, Suite 4000, Houston, Tex. 77002 \* 713-512-6200

**Sexton #2\***

<b>County</b>	Cook
<b>Municipality</b>	Hillside
<b>Location</b>	4100 W. Frontage Road
<b>Location ☎</b>	N/A
<b>Hours of operation</b>	Mon.-Fri.: 7:30 a.m. - 3:30 p.m.
<b>Wastes accepted</b>	Municipal, construction & demolition debris
<b>Tipping fee</b>	\$45.50 per ton
<b>Owner</b>	Congress Development Co.
<b>Operator</b>	John Sexton Sand & Gravel Corp.

\*Also known as Congress Development Co. Landfill

**Facility Facts**

<b>Identification number</b>	0318170002
<b>Design capacity, airspace cu.yds.</b>	1,595,412
<b>Total permitted landfill area, acres</b>	72
<b>Permitted disposal area, acres</b>	55
<b>Highest permitted elevation, feet (msl)</b>	700
<b>Leachate monitoring stations</b>	25
<b>Groundwater monitoring wells</b>	9
<b>Methane collection system</b>	Gas-to-energy (under construction)
<b>Years remaining, estimated by landfill</b>	8.5*
<b>Date/year to open C date/year to close</b>	12-31-80 - 2004*

\*Waste volume to increase to 350 to 400 tons per day toward end of landfill life.

**Wastes Received: 1998, 1999, 2000**

	<b>TOTAL WASTES ACCEPTED</b>			<b>OUT-OF-STATE WASTES ACCEPTED</b>		
	<b>gate cu. yds</b>	<b>tons</b>	<b>tons/day</b>	<b>gate cu/yds.</b>	<b>tons</b>	<b>% of total</b>
<b>1998</b>	842,646	225,347	867	0	0	0
<b>1999</b>	813,843	246,619	949	0	0	0
<b>2000</b>	161,865	49,050	189	0	0	0

1998 State of Origin: Illinois only    1999 State of Origin: Illinois only    2000 State of Origin: Illinois only

**Remaining Capacities: Jan. 1, 2000, and Jan. 1, 2001**

<b>2000 certified gate cu. yds. (tons)</b>	1,190,000	( 361,000)
<b>2001 certified gate cu. yds. (tons)</b>	1,370,000	( 415,000)

**Audits and Inspections**

<b>Solid Waste Mgt. Fees paid in 2000</b>	\$30,247
<b>Last audited by Illinois EPA</b>	5-12-98, 5-9-00 & 9-11-01
<b>Facility inspected by</b>	Illinois EPA, Des Plaines Regional Office

**Contacts**

<b>Owner</b>	<b>Operator</b>
Congress Development Co. 4100 West Frontage Road Hillside, Ill. 60162 Contact: James Butler ☎ 708-449-1250	John Sexton Sand & Gravel Corp. 1815 S. Wolf Road Hillside, Ill. 60162 Contact: James Butler ☎ 708-547-3703

## Wheatland Prairie Recycling and Disposal Facility (Now Closed)

<b>County</b>	Will
<b>Municipality</b>	Plainfield
<b>Location</b>	25244 W. 111th St.
<b>Location ☎</b>	630-904-1010
<b>Hours of operation</b>	N/A
<b>Wastes accepted</b>	N/A
<b>Tipping fee</b>	N/A
<b>Owner</b>	Waste Management of Illinois Inc.**
<b>Operator</b>	Waste Management of Illinois Inc.**

### Facility Facts

<b>Identification number</b>	1978200004
<b>Design capacity, airspace cu.yds.</b>	3,447,306
<b>Total permitted landfill area, acres</b>	70
<b>Permitted disposal area, acres</b>	70*
<b>Highest permitted elevation, feet (msl)</b>	728
<b>Leachate monitoring stations</b>	11
<b>Groundwater monitoring wells</b>	30
<b>Methane collection system</b>	For construction in 2001
<b>Years remaining, estimated by landfill</b>	0
<b>Date/year to open C date/year to close</b>	12-31-87 - 6-18-01***

\*Lateral expansion's footprint is 31.4 ac. (Phase I) and 21 ac. (Phase II). \*\*\*Ceased accepting waste on 6-18-01; certificate of closure pending.

### Wastes Received: 1998, 1999, 2000

	TOTAL WASTES ACCEPTED			OUT-OF-STATE WASTES ACCEPTED		
	gate cu. yds	tons	tons/day	gate cu/yds.	tons	% of total
<b>1998</b>	1,008,693	305,665	1,175	0	0	0
<b>1999</b>	2,027,665	614,444	2,363	0	0	0
<b>2000</b>	742,564	225,019	865	0	0	0
1998 State of Origin: Illinois only    1999 State of Origin: Illinois only    2000 State of Origin: Illinois only						

### Remaining Capacities: Jan. 1, 2000, and Jan. 1, 2001

<b>2000 certified gate cu. yds. (tons)</b>	1,118,000	( 339,000)
<b>2001 certified gate cu. yds. (tons)</b>	266,000	( 81,000)

### Audits and Inspections

<b>Solid Waste Mgt. Fees paid in 2000</b>	\$188,695
<b>Last audited by Illinois EPA</b>	3-12-98 & 4-11-00
<b>Facility inspected by</b>	Will County Land Use Dept., Waste Services Division & Ill. EPA, Des Plaines Regional Office

### Contacts

Owner	Operator
Waste Management of Illinois Inc.** 25244 W. 111th St. Plainfield, Ill. 60544 Contact: Tim Haaf ☎ 630-904-1010	Waste Management of Illinois Inc.** 25244 W. 111th St. Plainfield, Ill. 60544 Contact: Tim Haaf ☎ 630-904-1010

\*\*A subsidiary of Waste Management Inc. Midwest, 1001 Fannin, Suite 4000, Houston, Tex. 77002 \* 713-512-6200



## Woodland Recycling and Disposal Facility

<b>County</b>	Kane
<b>Municipality</b>	South Elgin
<b>Location</b>	7 N. 500 Route 25
<b>Location ☎</b>	847-741-0219
<b>Hours of operation</b>	Mon.-Fri.: 6 a.m. - 4 p.m.; Sat.: 6 a.m. - noon
<b>Wastes accepted</b>	Municipal, nonhazardous special
<b>Tipping fee</b>	\$39 per ton
<b>Owner</b>	Oak Brook Bank, Trust #8-1735
<b>Operator</b>	Waste Management of Illinois Inc.**

### Facility Facts

<b>Identification number</b>	0894830005
<b>Design capacity, airspace cu.yds.</b>	13,000,000
<b>Total permitted landfill area, acres</b>	213
<b>Permitted disposal area, acres</b>	103*
<b>Highest permitted elevation, feet (msl)</b>	852
<b>Leachate monitoring stations</b>	4
<b>Groundwater monitoring wells</b>	24
<b>Methane collection system</b>	Gas-to-energy
<b>Years remaining, estimated by landfill</b>	2
<b>Date/year to open C date/year to close</b>	12-31-76 - 2003

\*Operating authorization is granted for 8 acres of Woodland III, Area 4.

### Wastes Received: 1998, 1999, 2000

	TOTAL WASTES ACCEPTED			OUT-OF-STATE WASTES ACCEPTED		
	gate cu. yds	tons	tons/day	gate cu/yds.	tons	% of total
<b>1998</b>	1,267,663	384,140	1,477	5,481	1,661	1
<b>1999</b>	1,171,698	355,060	1,366	4,649	1,409	1
<b>2000</b>	858,419	260,127	1,000	3,130	949	1

1998 State of Origin: Illinois, Indiana, Minnesota, Wisconsin    1999 State of Origin: Illinois, Indiana, Pennsylvania, Wisconsin  
 2000 State of Origin: Illinois, Indiana, Ohio, Wisconsin

### Remaining Capacities: Jan. 1, 2000, and Jan. 1, 2001

<b>2000 certified gate cu. yds. (tons)</b>	2,563,000	( 777,000)
<b>2001 certified gate cu. yds. (tons)</b>	2,063,000	( 625,000)

### Audits and Inspections

<b>Solid Waste Mgt. Fees paid in 2000</b>	\$282,044
<b>Last audited by Illinois EPA</b>	11-18-97, 8-24-99 & 4-11-01
<b>Facility inspected by</b>	Illinois EPA, Des Plaines Regional Office

### Contacts

Owner	Operator
Oak Brook Bank, Trust #8-1735 1400 W. 16th St. Oak Brook, Ill. 60521 Contact: Adriana Rodek ☎ 630-571-1050	Waste Management of Illinois Inc.** 7 N. 500 Route 25, P.O. Box 364 South Elgin, Ill. 60120 Contact: Ian Johnson ☎ 630-232-7664

\*\*A subsidiary of Waste Management Inc. Midwest, 1001 Fannin, Suite 4000, Houston, Tex. 77002 \* 713-512-6200

## 34th Street Material Recovery & Recycling Facility

<b>County</b>	Cook
<b>Municipality</b>	Chicago
<b>Location</b>	3757 W. 34th St.
<b>Location ☎</b>	773-843-3345
<b>Hours of operation</b>	Continuous from 5 a.m. Mon. - 5 p.m. Sat.
<b>Wastes accepted</b>	Municipal, recyclables*
<b>Tipping fee</b>	N/A
<b>Owner</b>	Chicago Department of Environment
<b>Operator</b>	Waste Management of Illinois Inc.**

\*Blue Bag recycling participant. Tons diverted from landfills: 53,691 in 2000.

### Facility Facts

<b>Identification number</b>	0316300004
<b>Opened, year</b>	1995
<b>Facility acreage</b>	8.3

### Wastes Received: 1998, 1999, 2000

	<u>Tons per year</u>	<u>Tons per day (average)</u>
<b>1998</b>	334,431	1,340
<b>1999</b>	320,912	1,274
<b>2000</b>	245,868	984*

\*250 operating days per year.

### Inspections

<b>Facility inspected by</b>	Illinois EPA, Des Plaines Regional Office & Chicago Department of Environment
------------------------------	---

### Contacts

<b>Owner</b>	<b>Operator</b>
Chicago Department of Environment 30 N. LaSalle St., 25th Floor Chicago, Ill. 60602 ☎ 312-744-5711	Waste Management of Illinois Inc.** 1633 W. Medill Ave. Chicago, Ill. 60614 ☎ 773-525-6773

\*\*A subsidiary of Waste Management Inc. Midwest, 1001 Fannin, Suite 4000, Houston, Tex. 77002 \* 713-512-6200. Operator address is for Medill Material Recovery and Recycling Facility.

## American Wood Recycling Transfer Station

<b>County</b>	Cook
<b>Municipality</b>	Hoffman Estates
<b>Location</b>	1601 Beverly Road & Prairie Stone
<b>Location ☎</b>	N/A
<b>Hours of operation</b>	Mon. - Fri.: 7 a.m. - 4 p.m.; Sat.: 7 a.m. - 3 p.m.
<b>Wastes accepted</b>	Landscape waste
<b>Tipping fee</b>	\$32/ton
<b>Owner</b>	American Wood Recycling Inc.
<b>Operator</b>	American Wood Recycling Inc.

### Facility Facts

<b>Identification number</b>	0314490002
<b>Opened, year</b>	1996
<b>Facility acreage</b>	5.01

### Wastes Received: 1998, 1999, 2000

	<u>Tons per year</u>	<u>Tons per day (average)</u>
<b>1998</b>	21,000	84
<b>1999</b>	N/A	N/A
<b>2000</b>	25,000	200

### Inspections

<b>Facility inspected by</b>	Illinois EPA, Des Plaines Regional Office
------------------------------	---

### Contacts

<b>Owner</b>	<b>Operator</b>
American Wood Recycling Inc. 1100 Brandt Drive Elgin, Ill. 60210 ☎ 847-426-6354	American Wood Recycling Inc. 16077 Depot Place Prairie View, Ill. 60069 ☎ 847-426-6354

## Apollo Disposal Service Transfer Station

<b>County</b>	Kankakee
<b>Municipality</b>	Momence
<b>Location</b>	120 E. Industrial Drive
<b>Location ☎</b>	815-472-3332
<b>Hours of operation</b>	Mon. - Sat.: 7 a.m. - 5 p.m.
<b>Wastes accepted</b>	Municipal
<b>Tipping fee</b>	\$11.50/cu. yd.
<b>Owner</b>	Allied Waste Transportation Inc.**
<b>Operator</b>	Allied Waste Transportation Inc.**

### Facility Facts

<b>Identification number</b>	0910650003
<b>Opened, year</b>	1997
<b>Facility acreage</b>	< 1

### Wastes Received: 1998, 1999, 2000

	<u>Tons per year</u>	<u>Tons per day (average)</u>
<b>1998</b>	18,400	70
<b>1999</b>	19,500	75
<b>2000</b>	19,500	75

### Inspections

<b>Facility inspected by</b>	Illinois EPA, Des Plaines Regional Office & Kankakee County Health Department
------------------------------	---

### Contacts

<b>Owner</b>	<b>Operator</b>
Allied Waste Transportation Inc.** 701 Pine St. Momence, Ill. 60954 ☎ 815-472-3332	Allied Waste Transportation Inc.** 701 Pine St. Momence, Ill. 60954 ☎ 815-472-3332

\*\*A subsidiary of Allied Waste Industries Inc., 15880 N. Greenway-Hayden Loop, Suite 100, Scottsdale, Ariz. 85260 \* 480-627-2700. Regional office: 13832 S. Kostner, Crestwood, Ill. 60445 \* 708-824-3060

## ARC Disposal & Recycling

<b>County</b>	Cook
<b>Municipality</b>	Mt. Prospect
<b>Location</b>	2101 S. Busse Road
<b>Location ☎</b>	847-981-0091
<b>Hours of operation</b>	Mon. - Fri.: 6 a.m. - 9 p.m.; Sat.: 6 a.m. - 6 p.m.
<b>Wastes accepted</b>	Municipal, industrial, commercial
<b>Tipping fee</b>	\$47/ton
<b>Owner</b>	ARC Disposal & Recycling*
<b>Operator</b>	ARC Disposal & Recycling*

### Facility Facts

<b>Identification number</b>	0318040001
<b>Opened, year</b>	1984
<b>Facility acreage</b>	3.28*

\*Site consists of two buildings to accommodate separate waste and recyclables and operation of a LSW transfer area

### Wastes Received: 1998, 1999, 2000

	<u>Tons per year</u>	<u>Tons per day (average)</u>
<b>1998</b>	266,250	986
<b>1999</b>	255,500	912
<b>2000</b>	288,778	922

### Inspections

<b>Facility inspected by</b>	Illinois EPA, Des Plaines Regional Office
------------------------------	---

### Contacts

<b>Owner</b>	<b>Operator</b>
ARC Disposal & Recycling*	ARC Disposal & Recycling*
2101 S. Busse Road	2101 S. Busse Road
Mt. Prospect, Ill. 60056	Mt. Prospect, Ill. 60056
☎ 847-981-0091	☎ 847-981-0091

\*\*A subsidiary of Republic Services Inc., 110 SE 6th St., 28th Floor, Ft. Lauderdale, Fla. 33301 \* 954-769-2400

## Banner - Western Transfer & Recycling Center

<b>County</b>	Will
<b>Municipality</b>	Rockdale
<b>Location</b>	2100 Moen Ave.
<b>Location ☎</b>	815-725-4200
<b>Hours of operation</b>	Mon. - Fri.: 6 a.m. - 5 p.m.; Sat.: 6 a.m. - 1 p.m.
<b>Wastes accepted</b>	Municipal, landscape waste (limited), recyclables
<b>Tipping fee</b>	N/A
<b>Owner</b>	Waste Management of Illinois Inc.**
<b>Operator</b>	Waste Management of Illinois Inc.**

### Facility Facts

<b>Identification number</b>	1970850012
<b>Opened, year</b>	1993
<b>Facility acreage</b>	4.62

### Wastes Received: 1998, 1999, 2000

	<u>Tons per year</u>	<u>Tons per day (average)</u>
<b>1998</b>	72,800	280
<b>1999</b>	N/A	N/A
<b>2000</b>	N/A	N/A

### Inspections

<b>Facility inspected by</b>	Illinois EPA, Des Plaines Regional Office & Will County Land Use Department, Waste Services Division
------------------------------	--

### Contacts

<b>Owner</b>	<b>Operator</b>
Waste Management of Illinois Inc.** 720 E. Butterfield Road Lombard, Ill. 60148 ☎ 630-572-8800	Waste Management of Illinois Inc.** 2100 Moen Ave. Rockdale, Ill. 60434 ☎ 815-725-4200

\*\*A subsidiary of Waste Management Inc. Midwest, 1001 Fannin, Suite 4000, Houston, Tex. 77002 \* 713-512-6200

## Best Lawns Transfer Station

<b>County</b>	Cook
<b>Municipality</b>	Streamwood
<b>Location</b>	1435 Yorkshire Drive
<b>Location ☎</b>	630-213-7900
<b>Hours of operation</b>	Mon. - Fri.: 6:30 a.m. - 5 p.m.; Sat.: 7 a.m. - noon
<b>Wastes accepted</b>	Landscape waste
<b>Tipping fee</b>	N/A
<b>Owner</b>	Best Lawns Inc.**
<b>Operator</b>	Best Lawns Inc.

\*\*Trust #8822, West Suburban Bank

### Facility Facts

<b>Identification number</b>	0313065042
<b>Opened, year</b>	1995
<b>Facility acreage</b>	2.98

### Wastes Received: 1998, 1999, 2000

	<u>Tons per year</u>	<u>Tons per day (average)</u>
<b>1998</b>	658	N/A
<b>1999</b>	N/A	N/A
<b>2000</b>	N/A	N/A

### Inspections

<b>Facility inspected by</b>	Illinois EPA, Des Plaines Regional Office
------------------------------	---

### Contacts

<b>Owner</b>	<b>Operator</b>
Best Lawns Inc.** 1435 Yorkshire Drive Streamwood, Ill. 60137 ☎ 630-213-7900	Best Lawns Inc. 1435 Yorkshire Drive Streamwood, Ill. 60107 ☎ 630-213-7900

\*\*Trust #8822, West Suburban Bank, 711 S. Westmore Ave., Lombard 60148 \* 630-916-1195

## BFI-Midtown Transfer

<b>County</b>	Cook
<b>Municipality</b>	Chicago
<b>Location</b>	1220 W. Carroll Ave.
<b>Location ☎</b>	312-829-5741
<b>Hours of operation</b>	Mon. - Fri.: 6 a.m. - 5 p.m.; Sat.: 6 a.m. - noon
<b>Wastes accepted</b>	Municipal
<b>Tipping fee</b>	\$47.50/ton
<b>Owner</b>	BFI Waste Systems of North America Inc.**
<b>Operator</b>	BFI Waste Systems of North America Inc.**

### Facility Facts

<b>Identification number</b>	0316280008
<b>Opened, year</b>	1982
<b>Facility acreage</b>	1.09

### Wastes Received: 1998, 1999, 2000

	<u>Tons per year</u>	<u>Tons per day (average)</u>
<b>1998</b>	215,500	828
<b>1999</b>	N/A	N/A
<b>2000</b>	N/A	N/A

### Inspections

<b>Facility inspected by</b>	Illinois EPA, Des Plaines Regional Office & Chicago Department of Environment
------------------------------	---

### Contacts

<b>Owner</b>	<b>Operator</b>
BFI Waste Systems of North America Inc.** 1152 W. Carroll Chicago, Ill. 60607 ☎ 312-829-5741	BFI Waste Systems of North America Inc.** 1152 W. Carroll Chicago, Ill. 60602 ☎ 312-829-5741

\*\*A subsidiary of Allied Waste Industries Inc., 15880 N. Greenway-Hayden Loop, Suite 100, Scottsdale, Ariz. 85260 \* 480-627-2700. Regional office: 13832 S. Kostner, Crestwood, Ill. 60445 \* 708-824-3060



## C & L Landscape Waste Trans. Stn. (New)

<b>County</b>	Cook
<b>Municipality</b>	Chicago Heights
<b>Location</b>	56 E. 25th St.
<b>Location ☎</b>	630-879-3006
<b>Hours of operation</b>	Mon. - Fri.: 7 a.m. - 5 p.m.; Sat.: 7 a.m. - 12 noon
<b>Wastes accepted</b>	Landscape waste
<b>Tipping fee</b>	N/A
<b>Owner</b>	C & L LLC
<b>Operator</b>	Skyline Disposal Co. Inc.

### Facility Facts

<b>Identification number</b>	0310455101
<b>Opened, year</b>	2000*
<b>Facility acreage</b>	3

\*Permitted to operate 9-15-00

### Wastes Received: 1998, 1999, 2000

	<u>Tons per year</u>	<u>Tons per day (average)</u>
<b>1998</b>	N/A	N/A
<b>1999</b>	N/A	N/A
<b>2000</b>	N/A	N/A

### Inspections

<b>Facility inspected by</b>	Illinois EPA, Des Plaines Regional Office
------------------------------	---

### Contacts

<b>Owner</b>	<b>Operator</b>
C & L LLC 66 E. 24th St. Chicago Heights, Ill. 60411 ☎ 630-879-3006	Skyline Disposal Co. Inc. 66 E. 24th St. Chicago Heights, Ill. 60411 ☎ 630-879-3006

## Calumet Transfer Station\*

<b>County</b>	Cook
<b>Municipality</b>	Chicago
<b>Location</b>	2040 E. 106th St.
<b>Location ☎</b>	312-284-5201
<b>Hours of operation</b>	24 hours per day
<b>Wastes accepted</b>	Municipal
<b>Tipping fee</b>	N/A
<b>Owner</b>	Liberty Waste Services of Illinois LLC**
<b>Operator</b>	Liberty Waste Services of Illinois LLC**

\*Also known as Liberty Waste.

### Facility Facts

<b>Identification number</b>	0316005603
<b>Opened, year</b>	1998*
<b>Facility acreage</b>	28

\*Permitted to operate 4-27-98

### Wastes Received: 1998, 1999, 2000

	<u>Tons per year</u>	<u>Tons per day (average)</u>
<b>1998</b>	22,106	180
<b>1999</b>	N/A	N/A
<b>2000</b>	N/A	N/A

### Inspections

<b>Facility inspected by</b>	Illinois EPA, Des Plaines Regional Office & Chicago Department of Environment
------------------------------	---

### Contacts

<b>Owner</b>	<b>Operator</b>
Liberty Waste Services of Illinois LLC** 625 Liberty Ave., Suite 3100 Pittsburgh, Penn. 15222 ☎ 312-284-5201	Liberty Waste Services of Illinois LLC** 625 Liberty Ave., Suite 3100 Pittsburgh, Penn. 15222 ☎ 312-284-5201

\*\*A subsidiary of Allied Waste Industries Inc., 15880 N. Greenway-Hayden Loop, Suite 100, Scottsdale, Ariz. 85260 \* 480-627-2700. Regional office: 13832 S. Kostner, Crestwood, Ill. 60445 \* 708-824-3060

## CDT Transfer Material Recovery Facility

<b>County</b>	Will
<b>Municipality</b>	Joliet
<b>Location</b>	2851 Mound Road
<b>Location ☎</b>	815-741-0736
<b>Hours of operation</b>	Mon. - Sat.: 4 a.m. - 6 p.m.
<b>Wastes accepted</b>	Municipal, C & D debris, white goods
<b>Tipping fee</b>	N/A
<b>Owner</b>	Waste Management of Illinois Inc.**
<b>Operator</b>	Waste Management of Illinois Inc.**

### Facility Facts

<b>Identification number</b>	1970450096
<b>Opened, year</b>	1996*
<b>Facility acreage</b>	8.73

\*Additions of two scales and scale house in 2000

### Wastes Received: 1998, 1999, 2000

	<u>Tons per year</u>	<u>Tons per day (average)</u>
<b>1998</b>	N/A	N/A
<b>1999</b>	N/A	N/A
<b>2000</b>	N/A	N/A

### Inspections

<b>Facility inspected by</b>	Illinois EPA, Des Plaines Regional Office & Will County Land Use Department, Waste Services Division
------------------------------	--

### Contacts

<b>Owner</b>	<b>Operator</b>
Waste Management of Illinois Inc.** 720 E. Butterfield Road Lombard, Ill. 60148 ☎ 815-741-0736	Waste Management of Illinois Inc.** 2100 Moen Ave. Rockdale, Ill. 60436 ☎ 815-725-4200

\*\*A subsidiary of Waste Management Inc. Midwest, 1001 Fannin, Suite 4000, Houston, Tex. 77002 \* 713-512-6200. Operator address is for Banner-Western Transfer and Recycling Center.

## Chicago Disposal Transfer Station (Closed)

<b>County</b>	Cook
<b>Municipality</b>	Chicago
<b>Location</b>	11834 S. Ewing Ave.
<b>Location ☎</b>	312-978-7800
<b>Hours of operation</b>	N/A
<b>Wastes accepted</b>	N/A
<b>Tipping fee</b>	N/A
<b>Owner</b>	S. Chicago Bank, Trust #112384
<b>Operator</b>	Allied Waste Industries Inc.
*Ceased accepting waste at the end of 1998, certified closed on 3-17-00	

### Facility Facts

<b>Identification number</b>	0316465002
<b>Opened, year</b>	1994 - 1998*
<b>Facility acreage</b>	2

### Wastes Received: 1998, 1999, 2000

	<u>Tons per year</u>	<u>Tons per day (average)</u>
<b>1998</b>	119,600	460
<b>1999</b>	N/A	N/A
<b>2000</b>	0	0

### Inspections

<b>Facility inspected by</b>	Illinois EPA, Des Plaines Regional Office & Chicago Department of Environment
------------------------------	---

### Contacts

<b>Owner</b>	<b>Operator</b>
S. Chicago Bank, Trust #112384 11834 S. Ewing Ave., P.O. Box 17557 Chicago, Ill. 60617 ☎ 773-978-7800	Allied Waste Industries Inc. 13832 S. Kostner Ave. Crestwood, Ill. 60445 ☎ 773-978-7800

## CID Material Recovery & Recycling Facility

<b>County</b>	Cook
<b>Municipality</b>	Chicago
<b>Location</b>	13707 S. Jeffrey Ave.
<b>Location ☎</b>	773-646-7611
<b>Hours of operation</b>	Mon. - Sat.: 7 a.m. - 5 p.m.
<b>Wastes accepted</b>	Municipal, recyclables*
<b>Tipping fee</b>	N/A
<b>Owner</b>	Waste Management of Illinois Inc.**
<b>Operator</b>	CID Material Recovery & Recycling Facility

\*Blue Bag recycling participant. Tons diverted from landfills: 80,744 in 2000.

### Facility Facts

<b>Identification number</b>	0310395011
<b>Opened, year</b>	1995
<b>Facility acreage</b>	13.6

### Wastes Received: 1998, 1999, 2000

	<u>Tons per year</u>	<u>Tons per day (average)</u>
<b>1998</b>	240,483	932
<b>1999</b>	247,524	959
<b>2000</b>	329,014	1,316*

\*250 operating days per year

### Inspections

<b>Facility inspected by</b>	Illinois EPA, Des Plaines Regional Office & Chicago Department of Environment
------------------------------	---

### Contacts

<b>Owner</b>	<b>Operator</b>
Waste Management of Illinois Inc.** 1633 W. Medill Ave. Chicago, Ill. 60614 ☎ 773-883-5465	CID Material Recovery & Recycling Facility 13707 S. Jeffrey Ave. Chicago, Ill. 60633 ☎ 773-646-0200

\*\*A subsidiary of Waste Management Inc. Midwest, 1001 Fannin, Suite 4000, Houston, Tex. 77002 \* 713-512-6200

## Citiwaste Transfer Station

<b>County</b>	Will
<b>Municipality</b>	Joliet
<b>Location</b>	808 S. Joliet St.
<b>Location ☎</b>	815-723-3200
<b>Hours of operation</b>	Mon. - Fri.: 6:30 a.m. - 4 p.m.; Sat.: 6:30 a.m. - noon
<b>Wastes accepted</b>	C & D debris, landscape waste, recyclables (no garbage)
<b>Tipping fee</b>	\$38/ton
<b>Owner</b>	Citiwaste Inc.**
<b>Operator</b>	Citiwaste Inc.**

### Facility Facts

<b>Identification number</b>	1978093002
<b>Opened, year</b>	1994
<b>Facility acreage</b>	4.91

### Wastes Received: 1998, 1999, 2000

	<u>Tons per year</u>	<u>Tons per day (average)</u>
<b>1998</b>	34,580	133
<b>1999</b>	N/A	N/A
<b>2000</b>	41,946	166

### Inspections

<b>Facility inspected by</b>	Illinois EPA, Des Plaines Regional Office & Will County Land Use Department, Waste Services Division
------------------------------	--

### Contacts

<b>Owner</b>	<b>Operator</b>
Citiwaste Inc.**	Citiwaste Inc.**
808 S. Joliet St.	808 S. Joliet St.
Joliet, Ill. 60434	Joliet, Ill. 60434
☎ 815-723-3200	☎ 815-723-3200

\*\*A subsidiary of Allied Waste Industries Inc., 15880 N. Greenway-Hayden Loop, Suite 100, Scottsdale, Ariz. 85260 \* 480-627-2700. Regional office: 13832 S. Kostner, Crestwood, Ill. 60445 \* 708-824-3060

## Cloverleaf Farms Transfer (New)

<b>County</b>	Kane
<b>Municipality</b>	Elgin
<b>Location</b>	1320 Spaulding Road
<b>Location ☎</b>	847-931-2900
<b>Hours of operation</b>	Mon. - Fri.: 7 a.m. - 5 p.m.
<b>Wastes accepted</b>	Landscape waste
<b>Tipping fee</b>	N/A
<b>Owner</b>	Paragon Paving Inc.
<b>Operator</b>	Midwest Compost LLC**

### Facility Facts

<b>Identification number</b>	0314385091
<b>Opened, year</b>	2001*
<b>Facility acreage</b>	5.1

\*Permitted to operate 4-24-01

### Wastes Received: 1998, 1999, 2000

	<u>Tons per year</u>	<u>Tons per day (average)</u>
<b>1998</b>	N/A	N/A
<b>1999</b>	N/A	N/A
<b>2000</b>	N/A	N/A

### Inspections

<b>Facility inspected by</b>	Illinois EPA, Des Plaines Regional Office
------------------------------	---

### Contacts

<b>Owner</b>	<b>Operator</b>
Paragon Paving Inc. 31W620 Spaulding Road Elgin, Ill. 60120 ☎ 847-697-5911	Midwest Compost LLC** 1320 Spaulding Road Elgin, Ill. 60120 ☎ 847-931-2900

\*\*Parent company Cloverleaf Farms Inc.

## D & D Loop Transfer-Laflin\*

<b>County</b>	Cook
<b>Municipality</b>	Chicago
<b>Location</b>	2251 S. Laflin St.
<b>Location ☎</b>	312-225-6774
<b>Hours of operation</b>	24 hours per day
<b>Wastes accepted</b>	Municipal, C & D debris
<b>Tipping fee</b>	N/A
<b>Owner</b>	Allied Waste Transportation Inc.**
<b>Operator</b>	Allied Waste Transportation Inc.**

\*Formerly D & D Disposal Service Transfer Station

### Facility Facts

<b>Identification number</b>	0316310014
<b>Opened, year</b>	1989
<b>Facility acreage</b>	5.6

### Wastes Received: 1998, 1999, 2000

	<u>Tons per year</u>	<u>Tons per day (average)</u>
<b>1998</b>	313,200	1,205
<b>1999</b>	N/A	N/A
<b>2000</b>	N/A	N/A

### Inspections

<b>Facility inspected by</b>	Illinois EPA, Des Plaines Regional Office & Chicago Department of Environment
------------------------------	---

### Contacts

<b>Owner</b>	<b>Operator</b>
Allied Waste Transportation Inc.** 2608 S. Damen Ave. Chicago, Ill. 60608 ☎ 773-579-3600	Allied Waste Transportation Inc.** 2608 S. Damen Ave. Chicago, Ill. 60608 ☎ 312-942-0042

\*\*A subsidiary of Allied Waste Industries Inc., 15880 N. Greenway-Hayden Loop, Suite 100, Scottsdale, Ariz. 85260 \* 480-627-2700. Regional office: 13832 S. Kostner, Crestwood, Ill. 60445 \* 708-824-3060



## Des Plaines Landscape Waste Trans. Stn.

<b>County</b>	Cook
<b>Municipality</b>	Des Plaines
<b>Location</b>	1420 Miner St.
<b>Location ☎</b>	847-391-5300
<b>Hours of operation</b>	Mon. - Fri.: 7 a.m. - 6 p.m.
<b>Wastes accepted</b>	Leaves, Woodchips, Clean Construction or Demolition Debris*
<b>Tipping fee</b>	N/A
<b>Owner</b>	City of Des Plaines, City Hall
<b>Operator</b>	City of Des Plaines, City Hall

\*Maximum amounts 2,000 cu. yds. concrete & clean asphalt, 6,000 cu. yds. of dirt/sand, 10,000 cu. yds. leaves

### Facility Facts

<b>Identification number</b>	0310630073
<b>Opened, year</b>	1994
<b>Facility acreage</b>	<1

### Wastes Received: 1998, 1999, 2000

	<u>Tons per year</u>	<u>Tons per day (average)</u>
<b>1998</b>	N/A	N/A
<b>1999</b>	N/A	N/A
<b>2000</b>	N/A	N/A

### Inspections

<b>Facility inspected by</b>	Illinois EPA, Des Plaines Regional Office
------------------------------	---

### Contacts

<b>Owner</b>	<b>Operator</b>
City of Des Plaines, City Hall 1420 Miner St. Des Plaines, Ill. 60016 ☎ 847-391-5300	City of Des Plaines, City Hall 1420 Miner St. Des Plaines, Ill. 60016 ☎ 847-391-5300

## DuKane Transfer Facility

<b>County</b>	DuPage
<b>Municipality</b>	West Chicago
<b>Location</b>	East of Powis Road, South of North Ave.
<b>Location ☎</b>	630-587-5672
<b>Hours of operation</b>	Mon. - Fri.: 5 a.m. - 5 p.m.
<b>Wastes accepted</b>	Municipal
<b>Tipping fee</b>	N/A
<b>Owner</b>	Groot Industries Inc.**
<b>Operator</b>	Crown Recycling & Waste Services Inc.**

### Facility Facts

<b>Identification number</b>	0430905819
<b>Opened, year</b>	1999*
<b>Facility acreage</b>	6.3

\*Permitted to operate 3-10-99

### Wastes Received: 1998, 1999, 2000

	<u>Tons per year</u>	<u>Tons per day (average)</u>
<b>1998</b>	N/A	N/A
<b>1999</b>	326,279	1,418
<b>2000</b>	N/A	N/A

### Inspections

<b>Facility inspected by</b>	Illinois EPA, Des Plaines Regional Office & DuPage County Solid Waste Division
------------------------------	--

### Contacts

<b>Owner</b>	<b>Operator</b>
Groot Industries Inc.** 2500 Landmeier Road Elk Grove Village, Ill. 60007 ☎ 773-242-1977	Crown Recycling & Waste Services Inc.** 2500 Landmeier Road Elk Grove Village, Ill. 60007 ☎ 887-775-1200

\*\*New owners and operators effective 3-1-00

## DuPage Yard Waste Transfer Station

<b>County</b>	DuPage
<b>Municipality</b>	West Chicago
<b>Location</b>	1195 W. Washington St.
<b>Location ☎</b>	630-876-8900
<b>Hours of operation</b>	Mon. - Fri.: 7 a.m. - 4 p.m.
<b>Wastes accepted</b>	Landscape waste
<b>Tipping fee</b>	N/A
<b>Owner</b>	Midwest Compost LLC**
<b>Operator</b>	Midwest Compost LLC**

### Facility Facts

<b>Identification number</b>	0430905794
<b>Opened, year</b>	1996
<b>Facility acreage</b>	1

### Wastes Received: 1998, 1999, 2000

	<u>Tons per year</u>	<u>Tons per day (average)</u>
<b>1998</b>	25,000	150
<b>1999</b>	N/A	N/A
<b>2000</b>	N/A	N/A

### Inspections

<b>Facility inspected by</b>	Illinois EPA, Des Plaines Regional Office & DuPage County Solid Waste Division
------------------------------	--

### Contacts

<b>Owner</b>	<b>Operator</b>
Midwest Compost LLC** 1195 W. Washington St. West Chicago, Ill. 60185 ☎ 630-876-8900	Midwest Compost LLC** 1195 W. Washington St. West Chicago, Ill. 60185 ☎ 630-876-8900

\*\*New owner and operator effective Nov. 2001

## E.C. Rizzi & Assoc.

<b>County</b>	Will
<b>Municipality</b>	Bolingbrook
<b>Location</b>	449 Murphy Road
<b>Location ☎</b>	630-898-3333
<b>Hours of operation</b>	Mon. - Sat.: 7:30 a.m. - 4:30 p.m.
<b>Wastes accepted</b>	Landscape waste (only)
<b>Tipping fee</b>	N/A
<b>Owner</b>	Joan Taming
<b>Operator</b>	E.C. Rizzi & Assoc. Inc.

### Facility Facts

<b>Identification number</b>	1974155082
<b>Opened, year</b>	1997
<b>Facility acreage</b>	3.3

### Wastes Received: 1998, 1999, 2000

	<u>Tons per year</u>	<u>Tons per day (average)</u>
<b>1998</b>	N/A	N/A
<b>1999</b>	N/A	N/A
<b>2000</b>	N/A	N/A

### Inspections

<b>Facility inspected by</b>	Illinois EPA, Des Plaines Regional Office & Will County Land Use Department, Waste Services Division
------------------------------	--

### Contacts

<b>Owner</b>	<b>Operator</b>
Joan Taming 7500 S. Madison St. Willowbrook, Ill. 60521 ☎ 630-323-7171	E.C. Rizzi & Assoc. Inc. 31 W 310 Schoger Drive Naperville, Ill. 60564 ☎ 630-898-3333

## Gonzales Transfer Station (Under Development)

<b>County</b>	Cook
<b>Municipality</b>	Chicago
<b>Location</b>	4626 W. 42nd St.
<b>Location</b> ☎	N/A
<b>Hours of operation</b>	Mon. - Sat.: 6 a.m. - 6 p.m.
<b>Wastes accepted</b>	Municipal, landscape waste, recyclables
<b>Tipping fee</b>	N/A
<b>Owner</b>	LaSalle National Bank**
<b>Operator</b>	Gonzales Construction Co.

### Facility Facts

<b>Identification number</b>	0316585166
<b>Opened, year</b>	UD*
<b>Facility acreage</b>	2.24

\*Development permit issued 12-30-99, permit to operate pending.

### Wastes Received: 1998, 1999, 2000

	<u>Tons per year</u>	<u>Tons per day (average)</u>
<b>1998</b>	N/A	N/A
<b>1999</b>	N/A	N/A
<b>2000</b>	N/A	N/A

### Inspections

<b>Facility inspected by</b>	Illinois EPA, Des Plaines Regional Office & Chicago Department of Environment
------------------------------	---

### Contacts

<b>Owner</b>	<b>Operator</b>
LaSalle National Bank** 135 LaSalle St., Suite 1840 Chicago, Ill. 60603 ☎ 312-904-2000	Gonzales Construction Co. 3725 S. Maplewood Chicago, Ill. 60632 ☎ N/A

\*\*Trust #'s 10-36658-09 and 26-8457-00

## Great Lakes Disposal Services Transfer Station

<b>County</b>	Cook
<b>Municipality</b>	Blue Island
<b>Location</b>	13546 S. Western Ave.
<b>Location ☎</b>	708-388-9999
<b>Hours of operation</b>	Mon. - Sat.: 6 a.m. - 6 p.m.
<b>Wastes accepted</b>	Municipal, recyclables
<b>Tipping fee</b>	N/A
<b>Owner</b>	Great Lakes Disposal Inc.**
<b>Operator</b>	Great Lakes Disposal Inc.**

### Facility Facts

<b>Identification number</b>	0310240028
<b>Opened, year</b>	1991
<b>Facility acreage</b>	N/A

### Wastes Received: 1998, 1999, 2000

	<u>Tons per year</u>	<u>Tons per day (average)</u>
<b>1998</b>	N/A	N/A
<b>1999</b>	N/A	N/A
<b>2000</b>	N/A	N/A

### Inspections

<b>Facility inspected by</b>	Illinois EPA, Des Plaines Regional Office
------------------------------	---

### Contacts

<b>Owner</b>	<b>Operator</b>
Great Lakes Disposal Inc.** 13546 S. Western Ave. Blue Island, Ill. 60406 ☎ 708-388-9999	Great Lakes Disposal Inc.** 13546 S. Western Ave. Blue Island, Ill. 60406 ☎ 708-388-9999

\*\*A subsidiary of Allied Waste Industries Inc., 15880 N. Greenway-Hayden Loop, Suite 100, Scottsdale, Ariz. 85260 \* 480-627-2700. Regional office: 13832 S. Kostner, Crestwood, Ill. 60445 \* 708-824-3060

## Groen Waste Services Transfer Station (Closed)

<b>County</b>	Cook
<b>Municipality</b>	Blue Island
<b>Location</b>	3100 W. Wireton Road
<b>Location ☎</b>	708-385-8252
<b>Hours of operation</b>	N/A
<b>Wastes accepted</b>	N/A
<b>Tipping fee</b>	N/A
<b>Owner</b>	Illinois Development Corporation
<b>Operator</b>	Allied Waste Industries (Midwest) Inc.**

### Facility Facts

<b>Identification number</b>	0310240006
<b>Opened, year</b>	1981 - 2000*
<b>Facility acreage</b>	N/A

\*Certified closed under new operators on 11-15-00

### Wastes Received: 1998, 1999, 2000

	<u>Tons per year</u>	<u>Tons per day (average)</u>
<b>1998</b>	N/A	N/A
<b>1999</b>	N/A	N/A
<b>2000</b>	N/A	N/A

### Inspections

<b>Facility inspected by</b>	Illinois EPA, Des Plaines Regional Office
------------------------------	---

### Contacts

<b>Owner</b>	<b>Operator</b>
Illinois Development Corporation 3100 W. Wireton Road Blue Island, Ill. 60406 ☎ 773-978-7800	Allied Waste Industries (Midwest) Inc.** 3100 W. Wireton Road Blue Island, Ill. 60406 ☎ 773-978-7800

\*\*A subsidiary of Allied Waste Industries Inc., 15880 N. Greenway-Hayden Loop, Suite 100, Scottsdale, Ariz. 85260 \* 480-627-2700. Regional office: 13832 S. Kostner, Crestwood, Ill. 60445 \* 708-824-3060

## Groen Waste Services/Crestwood Transfer Station\*

<b>County</b>	Cook
<b>Municipality</b>	Crestwood
<b>Location</b>	4330 W. 137th Place
<b>Location ☎</b>	708-389-6389
<b>Hours of operation</b>	Mon. - Fri.: 5 a.m. - 10 p.m.; Sat.: 5 a.m. - 3 p.m.
<b>Wastes accepted</b>	Municipal, landscape waste, recyclables
<b>Tipping fee</b>	\$50/ton
<b>Owner</b>	Allied Waste Transportation Inc.**
<b>Operator</b>	Groen Waste Services

\*Formerly Suburban Transfer Station

### Facility Facts

<b>Identification number</b>	0310600001
<b>Opened, year</b>	1981
<b>Facility acreage</b>	3.04

### Wastes Received: 1998, 1999, 2000

	<u>Tons per year</u>	<u>Tons per day (average)</u>
<b>1998</b>	N/A	N/A
<b>1999</b>	237,000	930
<b>2000</b>	165,397	528

### Inspections

<b>Facility inspected by</b>	Illinois EPA, Des Plaines Regional Office
------------------------------	---

### Contacts

<b>Owner</b>	<b>Operator</b>
Allied Waste Transportation Inc.** 13832 S. Kostner Crestwood, Ill. 60445 ☎ 708-824-3060	Groen Waste Services 13832 S. Kostner Crestwood, Ill. 60445 ☎ 708-385-8252

\*\*A subsidiary of Allied Waste Industries Inc., 15880 N. Greenway-Hayden Loop, Suite 100, Scottsdale, Ariz. 85260 \* 480-627-2700. Regional office: 13832 S. Kostner, Crestwood, Ill. 60445 \* 708-824-3060



## Groot Industries/Chicago Transfer Station

<b>County</b>	Cook
<b>Municipality</b>	Chicago
<b>Location</b>	6747 N. Elmhurst Road
<b>Location ☎</b>	773-242-1977
<b>Hours of operation</b>	Mon. - Sat.: 5 a.m. - 5 p.m.
<b>Wastes accepted</b>	Municipal, C & D debris
<b>Tipping fee</b>	N/A
<b>Owner</b>	Groot Industries Inc.
<b>Operator</b>	Groot Industries Inc.

### Facility Facts

<b>Identification number</b>	0316760001
<b>Opened, year</b>	1983
<b>Facility acreage</b>	6

### Wastes Received: 1998, 1999, 2000

	<u>Tons per year</u>	<u>Tons per day (average)</u>
<b>1998</b>	352,824	1,153
<b>1999</b>	456,518	1,756
<b>2000</b>	492,639	1,888

### Inspections

<b>Facility inspected by</b>	Illinois EPA, Des Plaines Regional Office & Chicago Department of Environment
------------------------------	---

### Contacts

<b>Owner</b>	<b>Operator</b>
Groot Industries Inc. 2500 Landmeier Road Elk Grove Village, Ill. 60007 ☎ 847-734-6406	Groot Industries Inc. 2500 Landmeier Road Elk Grove Village, Ill. 60007 ☎ 847-734-6406

## Groot Industries/McCook Transfer Station

<b>County</b>	Cook
<b>Municipality</b>	McCook
<b>Location</b>	8475 W. 53rd St.
<b>Location ☎</b>	708-485-0900
<b>Hours of operation</b>	Mon. - Sat.: 24 hours/day (with 1 hour for cleanup)
<b>Wastes accepted</b>	Municipal, landscape waste, recyclables
<b>Tipping fee</b>	N/A
<b>Owner</b>	Groot Industries Inc.
<b>Operator</b>	Groot Industries Inc.

### Facility Facts

<b>Identification number</b>	0311740016
<b>Opened, year</b>	1988
<b>Facility acreage</b>	4.9

### Wastes Received: 1998, 1999, 2000

	<u>Tons per year</u>	<u>Tons per day (average)</u>
<b>1998</b>	N/A	N/A
<b>1999</b>	159,009	611
<b>2000</b>	143,769	553

### Inspections

<b>Facility inspected by</b>	Illinois EPA, Des Plaines Regional Office
------------------------------	---

### Contacts

<b>Owner</b>	<b>Operator</b>
Groot Industries Inc. 2500 Landmeier Road Elk Grove Village, Ill. 60007 ☎ 847-734-6406	Groot Industries Inc. 8475 W. 53rd St. McCook, Ill. 60525 ☎ 708-485-0900

## Homewood Scavenger Service Transfer Station

<b>County</b>	Cook
<b>Municipality</b>	East Hazel Crest
<b>Location</b>	17415 S. Ashland Ave.
<b>Location ☎</b>	708-798-1004
<b>Hours of operation</b>	Mon. - Fri.: 5 a.m. - 4 p.m.
<b>Wastes accepted</b>	Municipal
<b>Tipping fee</b>	\$45/ton
<b>Owner</b>	Homewood Scavenger Service Inc.
<b>Operator</b>	Homewood Scavenger Service Inc.

### Facility Facts

<b>Identification number</b>	0310750002
<b>Opened, year</b>	1983
<b>Facility acreage</b>	1

### Wastes Received: 1998, 1999, 2000

	<u>Tons per year</u>	<u>Tons per day (average)</u>
<b>1998</b>	103,480	380
<b>1999</b>	104,600	402
<b>2000</b>	111,100	427

### Inspections

<b>Facility inspected by</b>	Illinois EPA, Des Plaines Regional Office
------------------------------	---

### Contacts

<b>Owner</b>	<b>Operator</b>
Homewood Scavenger Service Inc. 17415 S. Ashland Ave. East Hazel Crest, Ill. 60429 ☎ 708-798-1004	Homewood Scavenger Service Inc. 17415 S. Ashland Ave. East Hazel Crest, Ill. 60429 ☎ 708-798-1004

## Kucera Disposal Company\*

<b>County</b>	Cook
<b>Municipality</b>	Cicero
<b>Location</b>	1800 S. Laramie Ave.
<b>Location ☎</b>	708-652-0025
<b>Hours of operation</b>	Mon. - Sat.: 5 a.m. - 6 p.m.
<b>Wastes accepted</b>	Municipal, recyclables, C & D debris
<b>Tipping fee</b>	\$50/ton
<b>Owner</b>	Frank F. Kucera Co.
<b>Operator</b>	Frank F. Kucera Co.

\*Formerly Frank F. Kucera Co. Transfer Station

### Facility Facts

<b>Identification number</b>	0310510004
<b>Opened, year</b>	1984
<b>Facility acreage</b>	2.35

### Wastes Received: 1998, 1999, 2000

	<u>Tons per year</u>	<u>Tons per day (average)</u>
<b>1998</b>	75,000	300
<b>1999</b>	74,360	260
<b>2000</b>	74,360	260

### Inspections

<b>Facility inspected by</b>	Illinois EPA, Des Plaines Regional Office
------------------------------	---

### Contacts

<b>Owner</b>	<b>Operator</b>
Frank F. Kucera Co. 1800 S. Laramie Ave. Cicero, Ill. 60850 ☎ 708-652-0025	Frank F. Kucera Co. 1800 S. Laramie Ave. Cicero, Ill. 60850 ☎ 708-652-0025

## Lake Forest Transfer Facility

<b>County</b>	Lake
<b>Municipality</b>	Lake Forest
<b>Location</b>	1381 W. Kennedy Road-B
<b>Location ☎</b>	847-234-5499
<b>Hours of operation</b>	Seasonal
<b>Wastes accepted</b>	Landscape waste
<b>Tipping fee</b>	City is under contract
<b>Owner</b>	City of Lake Forest
<b>Operator</b>	DK Recycling Systems Inc.

### Facility Facts

<b>Identification number</b>	0970805082
<b>Opened, year</b>	1998*
<b>Facility acreage</b>	< 1

\*Permitted to operate 1-28-98

### Wastes Received: 1998, 1999, 2000

	<u>Tons per year</u>	<u>Tons per day (average)</u>
<b>1998</b>	N/A	N/A
<b>1999</b>	N/A	N/A
<b>2000</b>	N/A	N/A

### Inspections

<b>Facility inspected by</b>	Illinois EPA, Des Plaines Regional Office & Lake County Health Department
------------------------------	---

### Contacts

<b>Owner</b>	<b>Operator</b>
City of Lake Forest 220 E. Deer Path Lake Forest, Ill. 60045 ☎ 847-615-4218	DK Recycling Systems Inc. 21 N. Skokie Highway #105 Lake Bluff, Ill. 60044 ☎ 847-234-5499

## Land Restoration Products Transfer Station

<b>County</b>	Lake
<b>Municipality</b>	Lake Bluff
<b>Location</b>	30120 N. Skokie Highway
<b>Location ☎</b>	847-234-5499
<b>Hours of operation</b>	Mon. - Fri.: 7 a.m. - 5 p.m.; Sat.: 7 a.m. - noon
<b>Wastes accepted</b>	Landscape waste
<b>Tipping fee</b>	\$14/cu. yd.
<b>Owner</b>	MBL Development
<b>Operator</b>	DK Recycling Systems Inc.

### Facility Facts

<b>Identification number</b>	0970750013
<b>Opened, year</b>	1995
<b>Facility acreage</b>	1.55

### Wastes Received: 1998, 1999, 2000

	<u>Tons per year</u>	<u>Tons per day (average)</u>
<b>1998</b>	3,500	100
<b>1999</b>	591	60
<b>2000</b>	583	39

### Inspections

<b>Facility inspected by</b>	Illinois EPA, Des Plaines Regional Office & Lake County Health Department
------------------------------	---

### Contacts

<b>Owner</b>	<b>Operator</b>
MBL Development 1031 Ashley Road Lake Forest, Ill. 60045 ☎ 847-634-9561	DK Recycling Systems Inc. 21 N. Skokie Highway #105 Lake Bluff, Ill. 60044 ☎ 847-234-5499

## Liberty Waste/McCook Transfer Station

<b>County</b>	Cook
<b>Municipality</b>	McCook
<b>Location</b>	5100 S. Lawndale Ave.
<b>Location ☎</b>	708-728-0331
<b>Hours of operation</b>	Mon. - Fri.: 6 a.m. - 6 p.m.; Sat.: 6 a.m. - noon
<b>Wastes accepted</b>	Municipal, landscape, used tires, recyclables, C & D debris
<b>Tipping fee</b>	N/A
<b>Owner</b>	West Suburban Recycling & Energy Center LP c/o EAC Systems Inc.
<b>Operator</b>	Liberty Waste Services of McCook LLC**

### Facility Facts

<b>Identification number</b>	0311745027
<b>Opened, year</b>	1997
<b>Facility acreage</b>	11.7

### Wastes Received: 1998, 1999, 2000

	<b>Tons per year</b>	<b>Tons per day (average)</b>
<b>1998</b>	197,000	850
<b>1999</b>	N/A	N/A
<b>2000</b>	N/A	N/A

### Inspections

<b>Facility inspected by</b>	Illinois EPA, Des Plaines Regional Office
------------------------------	---

### Contacts

<b>Owner</b>	<b>Operator</b>
West Suburban Recycling & Energy Center LP c/o EAC Systems Inc. 79 N. Pearl St. Albany, NY 12207 ☎ N/A	Liberty Waste Services of McCook LLC** 625 Liberty Ave., Suite 3100 Pittsburgh, Penn. 15222 ☎ 708-728-0331

\*\*A subsidiary of Allied Waste Industries Inc., 15880 N. Greenway-Hayden Loop, Suite 100, Scottsdale, Ariz. 85260 \* 480-627-2700. Regional office: 13832 S. Kostner, Crestwood, Ill. 60445 \* 708-824-3060

## Loop Transfer - 64th Street\*

<b>County</b>	Cook
<b>Municipality</b>	Chicago
<b>Location</b>	16 W. 64th St.
<b>Location ☎</b>	773-994-6031
<b>Hours of operation</b>	Mon. - Sun.: 24 hours per day
<b>Wastes accepted</b>	Municipal***
<b>Tipping fee</b>	N/A
<b>Owner</b>	Allied Waste North America Inc.**
<b>Operator</b>	Loop Transfer Inc.
*New name after 5-18-99 (Formerly USA-Loop Transfer-64th) ***Not to exceed 1,200 cu. yds./day or 100 garbage trucks	

### Facility Facts

<b>Identification number</b>	0316680003
<b>Opened, year</b>	1986
<b>Facility acreage</b>	5.9

### Wastes Received: 1998, 1999, 2000

	<u>Tons per year</u>	<u>Tons per day (average)</u>
<b>1998</b>	195,750	753
<b>1999</b>	N/A	N/A
<b>2000</b>	N/A	N/A

### Inspections

<b>Facility inspected by</b>	Illinois EPA, Des Plaines Regional Office & Chicago Department of Environment
------------------------------	---

### Contacts

<b>Owner</b>	<b>Operator</b>
Allied Waste North America Inc.** 2400 S. Loomis Chicago, Ill. 60608 ☎ 773-579-3600	Loop Transfer Inc. 2400 S. Loomis Chicago, Ill. 60608 ☎ 773-994-6031

\*\*A subsidiary of Allied Waste Industries Inc., 15880 N. Greenway-Hayden Loop, Suite 100, Scottsdale, Ariz. 85260 \* 480-627-2700. Regional office: 13832 S. Kostner, Crestwood, Ill. 60445 \* 708-824-3060



## Medill Material Recovery & Recycling Facility

<b>County</b>	Cook
<b>Municipality</b>	Chicago
<b>Location</b>	1633 W. Medill Ave.
<b>Location ☎</b>	773-525-6773
<b>Hours of operation</b>	Continuous from Mon. 5 a.m. - 2 a.m. Sat.
<b>Wastes accepted</b>	Municipal, recyclables*
<b>Tipping fee</b>	N/A
<b>Owner</b>	Chicago Department of Environment
<b>Operator</b>	Waste Management of Illinois Inc.**

\*Blue Bag recycling participant. Tons diverted from landfills: 64,592.

### Facility Facts

<b>Identification number</b>	0316075074
<b>Opened, year</b>	1995
<b>Facility acreage</b>	5.4

### Wastes Received: 1998, 1999, 2000

	<u>Tons per year</u>	<u>Tons per day (average)</u>
<b>1998</b>	243,000	972
<b>1999</b>	234,957	911
<b>2000</b>	238,286	954*

\*250 operating days per year

### Inspections

<b>Facility inspected by</b>	Illinois EPA, Des Plaines Regional Office & Chicago Department of Environment
------------------------------	---

### Contacts

<b>Owner</b>	<b>Operator</b>
Chicago Department of Environment 30 N. LaSalle St., 25th Floor Chicago, Ill. 60602 ☎ 312-744-5711	Waste Management of Illinois Inc.** 1633 W. Medill Ave. Chicago, Ill. 60614 ☎ 773-525-6773

\*\*A subsidiary of Waste Management Inc. Midwest, 1001 Fannin, Suite 4000, Houston, Tex. 77002 \* 713-512-6200

## Montgomery Landscape Waste Collection Site (New)

<b>County</b>	Kane
<b>Municipality</b>	Montgomery
<b>Location</b>	891 Knell Road
<b>Location ☎</b>	N/A
<b>Hours of operation</b>	Mon. - Fri.: 7 a.m. - 3 p.m.
<b>Wastes accepted</b>	Leaves*
<b>Tipping fee</b>	N/A
<b>Owner</b>	Village of Montgomery, Public Works Dept.
<b>Operator</b>	Village of Montgomery, Public Works Dept.

\*Leaves are collected in the Fall from the Village only

### Facility Facts

<b>Identification number</b>	0894690004
<b>Opened, year</b>	2000*
<b>Facility acreage</b>	<1

\*Permitted to operate 1-21-00

### Wastes Received: 1998, 1999, 2000

	<u>Tons per year</u>	<u>Tons per day (average)</u>
<b>1998</b>	N/A	N/A
<b>1999</b>	N/A	N/A
<b>2000</b>	N/A	N/A

### Inspections

<b>Facility inspected by</b>	Illinois EPA, DesPlaines Regional Office
------------------------------	--

### Contacts

<b>Owner</b>	<b>Operator</b>
Village of Montgomery, Public Works Dept. 1300 S. Broadway Montgomery, Ill. 60538 ☎ 630-896-1354	Village of Montgomery, Public Works Dept. 1300 S. Broadway Montgomery, Ill. 60538 ☎ 630-896-1354

## Mr. K's Garden & Material Center Transfer Station

<b>County</b>	Cook
<b>Municipality</b>	Park Ridge
<b>Location</b>	1440 W. Higgins Road
<b>Location ☎</b>	847-692-2118
<b>Hours of operation</b>	Mon. - Fri.: 8 a.m. - 7 p.m.
<b>Wastes accepted</b>	Landscape waste
<b>Tipping fee</b>	N/A
<b>Owner</b>	Mr. K's Garden & Material Center
<b>Operator</b>	Mr. K's Garden & Material Center

### Facility Facts

<b>Identification number</b>	0312460019
<b>Opened, year</b>	1996
<b>Facility acreage</b>	2.19

### Wastes Received: 1998, 1999, 2000

	<u>Tons per year</u>	<u>Tons per day (average)</u>
<b>1998</b>	N/A	N/A
<b>1999</b>	N/A	N/A
<b>2000</b>	N/A	N/A

### Inspections

<b>Facility inspected by</b>	Illinois EPA, Des Plaines Regional Office
------------------------------	---

### Contacts

<b>Owner</b>	<b>Operator</b>
Mr. K's Garden & Material Center 1440 W. Higgins Road Park Ridge, Ill. 60068 ☎ 847-692-2118	Mr. K's Garden & Material Center 1440 W. Higgins Road Park Ridge, Ill. 60068 ☎ 847-692-2118

## National - Speelman Transfer Station (Closed)

<b>County</b>	Cook
<b>Municipality</b>	Chicago
<b>Location</b>	364 N. Green St.
<b>Location ☎</b>	312-226-0092
<b>Hours of operation</b>	N/A
<b>Wastes accepted</b>	N/A
<b>Tipping fee</b>	N/A
<b>Owner</b>	National Waste Services Inc.**
<b>Operator</b>	National Waste Services Inc.**

\*Ceased accepting waste under new owners in 1999, certified closed on 10-20-00

### Facility Facts

<b>Identification number</b>	0316270025
<b>Opened, year</b>	1995 - 1999*
<b>Facility acreage</b>	0.5

### Wastes Received: 1998, 1999, 2000

	<u>Tons per year</u>	<u>Tons per day (average)</u>
<b>1998</b>	105,363	403
<b>1999</b>	N/A	N/A
<b>2000</b>	N/A	N/A

### Inspections

<b>Facility inspected by</b>	Illinois EPA, Des Plaines Regional Office & Chicago Department of Environment
------------------------------	---

### Contacts

<b>Owner</b>	<b>Operator</b>
National Waste Services Inc.** 2400 S. Loomis Chicago, Ill. 60608 ☎ 773-579-3600	National Waste Services Inc.** 2400 S. Loomis Chicago, Ill. 60608 ☎ 773-579-3600

\*\*A subsidiary of Allied Waste Industries Inc., 15880 N. Greenway-Hayden Loop, Suite 100, Scottsdale, Ariz. 85260 \* 480-627-2700. Regional office: 13832 S. Kostner, Crestwood, Ill. 60445 \* 708-824-3060

## Northwest Material Recovery & Recycling Facility

<b>County</b>	Cook
<b>Municipality</b>	Chicago
<b>Location</b>	750 N. Kilbourn Ave.
<b>Location ☎</b>	773-473-6801
<b>Hours of operation</b>	Continuous from 5 a.m. Mon. - 5 p.m. Sat.
<b>Wastes accepted</b>	Municipal, landscape waste, recyclables*
<b>Tipping fee</b>	N/A
<b>Owner</b>	Chicago Department of Environment
<b>Operator</b>	Waste Management of Illinois**

\*Blue Bag recycling participant. Tons diverted from landfills: 90,329.

### Facility Facts

<b>Identification number</b>	0316265018
<b>Opened, year</b>	1995
<b>Facility acreage</b>	10

### Wastes Received: 1998, 1999, 2000

	<u>Tons per year</u>	<u>Tons per day (average)</u>
<b>1998</b>	N/A	N/A
<b>1999</b>	247,523	960
<b>2000</b>	370,949	1,484*

\*250 operating days per year

### Inspections

<b>Facility inspected by</b>	Illinois EPA, Des Plaines Regional Office & Chicago Department of Environment
------------------------------	---

### Contacts

<b>Owner</b>	<b>Operator</b>
Chicago Department of Environment 30 N. LaSalle St., 25th Floor Chicago, Ill. 60602 ☎ 312-744-5711	Waste Management of Illinois** 1633 W. Medill Ave. Chicago, Ill. 60614 ☎ 773-525-6773

\*\*A subsidiary of Waste Management Inc. Midwest, 1001 Fannin, Suite 4000, Houston, Tex. 77002 \* 713-512-6200. Operator address is for Medill Material Recovery and Recycling Facility.

## Onyx Waste Services/Evanston Transfer\*

<b>County</b>	Cook
<b>Municipality</b>	Evanston
<b>Location</b>	1711 Lyons St.
<b>Location ☎</b>	847-328-3427
<b>Hours of operation</b>	Mon. - Sat.: 6 a.m. - 6 p.m.
<b>Wastes accepted</b>	Municipal
<b>Tipping fee</b>	\$50/ton
<b>Owner</b>	Onyx Waste Services Inc.**
<b>Operator</b>	Onyx Waste Services Inc.**

\*Formerly BFI - Evanston Transfer Station

### Facility Facts

<b>Identification number</b>	0310810003
<b>Opened, year</b>	1984
<b>Facility acreage</b>	1.69

### Wastes Received: 1998, 1999, 2000

	<u>Tons per year</u>	<u>Tons per day (average)</u>
<b>1998</b>	195,000	650
<b>1999</b>	200,000	750
<b>2000</b>	200,000	750

### Inspections

<b>Facility inspected by</b>	Illinois EPA, Des Plaines Regional Office
------------------------------	---

### Contacts

<b>Owner</b>	<b>Operator</b>
Onyx Waste Services Inc.** 1711 Lyons St. Evanston, Ill. 60201 ☎ 847-328-3427	Onyx Waste Services Inc.** 1711 Lyons St. Evanston, Ill. 60201 ☎ 847-328-3427

\*\*An affiliate of Superior Services Inc., 125 S. 84th St., Suite 200, Milwaukee, Wis. 53214 and a subsidiary of Vivendi Environmental, France \* 414-479-7800 \* Regional office: 1525 Kautz Road, Suite 1000, West Chicago, Ill. 60185 \* 630-762-7703

## Onyx Waste Services/Melrose Park Transfer\*

<b>County</b>	Cook
<b>Municipality</b>	Melrose Park
<b>Location</b>	4700 W. Lake St.
<b>Location ☎</b>	708-345-7735
<b>Hours of operation</b>	24 hours per day
<b>Wastes accepted</b>	Municipal
<b>Tipping fee</b>	\$45/ton
<b>Owner</b>	Onyx Waste Services Inc.**
<b>Operator</b>	Onyx Waste Services Inc.**

\*Formerly BFI - Melrose Park Transfer Station

### Facility Facts

<b>Identification number</b>	0311865053
<b>Opened, year</b>	1998*
<b>Facility acreage</b>	4

\*Permitted to operate 2-26-98

### Wastes Received: 1998, 1999, 2000

	<u>Tons per year</u>	<u>Tons per day (average)</u>
<b>1998</b>	250,000	1,750
<b>1999</b>	N/A	N/A
<b>2000</b>	500,000	1,923

### Inspections

<b>Facility inspected by</b>	Illinois EPA, Des Plaines Regional Office
------------------------------	---

### Contacts

<b>Owner</b>	<b>Operator</b>
Onyx Waste Services Inc.** 4700 W. Lake St. Melrose Park, Ill. 60160 ☎ 708-345-7735	Onyx Waste Services Inc.** 4700 W. Lake St. Melrose Park, Ill. 60160 ☎ 708-345-7735

\*\*An affiliate of Superior Services Inc., 125 S. 84th St., Suite 200, Milwaukee, Wis. 53214 and a subsidiary of Vivendi Environmental, France \* 414-479-7800 \* Regional office: 1525 Kautz Road, Suite 1000, West Chicago, Ill. 60185 \* 630-762-7703

## Onyx Waste Services/Northbrook Transfer\*

<b>County</b>	Cook
<b>Municipality</b>	Northbrook
<b>Location</b>	2750 Shermer Road
<b>Location ☎</b>	847-272-4145
<b>Hours of operation</b>	Mon. - Fri.: 6 a.m. - 3:30 p.m.
<b>Wastes accepted</b>	Municipal
<b>Tipping fee</b>	N/A
<b>Owner</b>	Onyx Waste Services Inc.**
<b>Operator</b>	Onyx Waste Services Inc.**

\*Formerly BFI - Northbrook Transfer Station

### Facility Facts

<b>Identification number</b>	0312073004
<b>Opened, year</b>	1983
<b>Facility acreage</b>	1

### Wastes Received: 1998, 1999, 2000

	<u>Tons per year</u>	<u>Tons per day (average)</u>
<b>1998</b>	91,000*	350
<b>1999</b>	91,000	350
<b>2000</b>	N/A	N/A

\*Owner/Operator changed published data for 1998.

### Inspections

<b>Facility inspected by</b>	Illinois EPA, Des Plaines Regional Office
------------------------------	---

### Contacts

<b>Owner</b>	<b>Operator</b>
Onyx Waste Services Inc.** 2750 Shermer Road Northbrook, Ill. 60062 ☎ 847-272-4145	Onyx Waste Services Inc.** 2750 Shermer Road Northbrook, Ill. 60062 ☎ 847-272-4145

\*\*An affiliate of Superior Services Inc., 125 S. 84th St., Suite 200, Milwaukee, Wis. 53214 and a subsidiary of Vivendi Environmental, France \* 414-479-7800 \* Regional office: 1525 Kautz Road, Suite 1000, West Chicago, Ill. 60185 \* 630-762-7703



## Planet Recovery Transfer Station\*

<b>County</b>	Cook
<b>Municipality</b>	Chicago
<b>Location</b>	1750-1850 W. Carroll Ave.
<b>Location ☎</b>	312-226-0092
<b>Hours of operation</b>	Mon. - Sun.: 24 hours
<b>Wastes accepted</b>	Municipal, recyclables
<b>Tipping fee</b>	N/A
<b>Owner</b>	Allied Waste North America Inc.**
<b>Operator</b>	Allied Waste Transportation Inc.***

\*Formerly National Recovery Transfer Station \*\*\*New owner as of 8-7-01

### Facility Facts

<b>Identification number</b>	0316280012
<b>Opened, year</b>	1985
<b>Facility acreage</b>	1.7

### Wastes Received: 1998, 1999, 2000

	<u>Tons per year</u>	<u>Tons per day (average)</u>
<b>1998</b>	273,840	978
<b>1999</b>	N/A	N/A
<b>2000</b>	N/A	N/A

### Inspections

<b>Facility inspected by</b>	Illinois EPA, Des Plaines Regional Office & Chicago Department of Environment
------------------------------	---

### Contacts

<b>Owner</b>	<b>Operator</b>
Allied Waste North America Inc.** 2400 S. Loomis Chicago, Ill. 60608 ☎ 773-579-3600	Allied Waste Transportation Inc.*** 2400 S. Loomis Chicago, Ill. 60608 ☎ 773-579-3600

\*\*A subsidiary of Allied Waste Industries Inc., 15880 N. Greenway-Hayden Loop, Suite 100, Scottsdale, Ariz. 85260 \* 480-627-2700. Regional office: 13832 S. Kostner, Crestwood, Ill. 60445 \* 708-824-3060

## Ravenswood Disposal Service Transfer Station

<b>County</b>	Cook
<b>Municipality</b>	Chicago
<b>Location</b>	200 N. Talman Ave.
<b>Location ☎</b>	773-776-7706
<b>Hours of operation</b>	Mon. - Fri.: 6 a.m. - 11 p.m.; Sat.: 6 a.m. - 5 p.m.
<b>Wastes accepted</b>	C & D debris
<b>Tipping fee</b>	N/A
<b>Owner</b>	Ravenswood Disposal Service Inc.
<b>Operator</b>	Ravenswood Disposal Service Inc.

### Facility Facts

<b>Identification number</b>	0316270011
<b>Opened, year</b>	1994
<b>Facility acreage</b>	1.6

### Wastes Received: 1998, 1999, 2000

	<u>Tons per year</u>	<u>Tons per day (average)</u>
<b>1998</b>	N/A	N/A
<b>1999</b>	85,800	300
<b>2000</b>	N/A	N/A

### Inspections

<b>Facility inspected by</b>	Illinois EPA, Des Plaines Regional Office & Chicago Department of Environment
------------------------------	---

### Contacts

<b>Owner</b>	<b>Operator</b>
Ravenswood Disposal Service Inc. 200 N. Talman Ave. Chicago, Ill. 60612 ☎ 773-776-7706	Ravenswood Disposal Service Inc. 200 N. Talman Ave. Chicago, Ill. 60612 ☎ 773-776-7706

## River Bend Prairie Recycling & Transfer Facility

<b>County</b>	Cook
<b>Municipality</b>	Chicago
<b>Location</b>	1258-1300 E. 138th St.
<b>Location ☎</b>	847-825-5000
<b>Hours of operation</b>	Mon. - Fri.: 5 a.m. - 7 p.m.; Sat.: 5 a.m. - 3 p.m.
<b>Wastes accepted</b>	MSW, C & D debris, landscape waste, recyclables***
<b>Tipping fee</b>	\$32/ton
<b>Owner</b>	Marina Developments Inc.**
<b>Operator</b>	Land & Lakes Co.

\*Also known as Land & Lakes Transfer Station. \*\*\*Maximum waste acceptance shall be 1,000 tons/day.

### Facility Facts

<b>Identification number</b>	0316550016
<b>Opened, year</b>	1999*
<b>Facility acreage</b>	6.76

\*Permitted to operate 11-5-99

### Wastes Received: 1998, 1999, 2000

	<u>Tons per year</u>	<u>Tons per day (average)</u>
<b>1998</b>	N/A	N/A
<b>1999</b>	N/A	N/A
<b>2000</b>	N/A	N/A

### Inspections

<b>Facility inspected by</b>	Illinois EPA, Des Plaines Regional Office & Chicago Department of Environment
------------------------------	---

### Contacts

<b>Owner</b>	<b>Operator</b>
Marina Developments Inc.** 123 N. Northwest Highway; P.O. Box 778 Park Ridge, Ill. 60068 ☎ 847-825-5000	Land & Lakes Co. 123 N. Northwest Highway, P.O. Box 778 Park Ridge, Ill. 60068 ☎ 847-825-5000

\*\*A subsidiary of Land and Lakes Company

## Riverdale Recycling

<b>County</b>	Cook
<b>Municipality</b>	Riverdale
<b>Location</b>	13903 S. Ashland Ave.
<b>Location ☎</b>	708-388-9910
<b>Hours of operation</b>	Sun. - Sat.: 24 hours daily
<b>Wastes accepted</b>	Municipal, recyclables
<b>Tipping fee</b>	N/A
<b>Owner</b>	Riverdale Recycling Inc.
<b>Operator</b>	Tri-State Disposal Inc.

### Facility Facts

<b>Identification number</b>	0312580014
<b>Opened, year</b>	1997
<b>Facility acreage</b>	11.5

### Wastes Received: 1998, 1999, 2000

	<u>Tons per year</u>	<u>Tons per day (average)</u>
<b>1998</b>	N/A	N/A
<b>1999</b>	330,000	1,100
<b>2000</b>	N/A	N/A

### Inspections

<b>Facility inspected by</b>	Illinois EPA, Des Plaines Regional Office
------------------------------	---

### Contacts

<b>Owner</b>	<b>Operator</b>
Riverdale Recycling Inc. 13901 S. Ashland Ave. Riverdale, Ill. 60827 ☎ 708-489-1900	Tri-State Disposal Inc. 13903 S. Ashland Ave. Riverdale, Ill. 60827 ☎ 708-388-9910

## Rolling Meadows Transfer Station\*

<b>County</b>	Cook
<b>Municipality</b>	Rolling Meadows
<b>Location</b>	3851 Berdnick St.
<b>Location ☎</b>	847-776-7529
<b>Hours of operation</b>	Mon. - Fri.: 6 a.m. - 4 p.m.; Sat.: 6 a.m. - 11 a.m.
<b>Wastes accepted</b>	Municipal
<b>Tipping fee</b>	\$45/ton (2 ton minimum)
<b>Owner</b>	City of Rolling Meadows
<b>Operator</b>	Onyx Waste Services Inc.**

\*New operators in 2000; BFI/Allied operated site in 3-00, transferred operating rights to Onyx on 4-1-00

### Facility Facts

<b>Identification number</b>	0312730009
<b>Opened, year</b>	1991*
<b>Facility acreage</b>	2.5

\*Re-built and re-opened 3-1-99

### Wastes Received: 1998, 1999, 2000

	<u>Tons per year</u>	<u>Tons per day (average)</u>
<b>1998</b>	N/A	N/A
<b>1999</b>	157,223	504
<b>2000</b>	238,658	765

### Inspections

<b>Facility inspected by</b>	Illinois EPA, Des Plaines Regional Office
------------------------------	---

### Contacts

<b>Owner</b>	<b>Operator</b>
City of Rolling Meadows 3900 Berdnick St. Rolling Meadows, Ill. 60008 ☎ 847-963-0500	Onyx Waste Services Inc.** 3851 Berdnick St. Rolling Meadows, Ill. 60008 ☎ 847-776-7529

\*\*An affiliate of Superior Services Inc., 125 S. 84th St., Suite 200, Milwaukee, Wis. 53214 and a subsidiary of Vivendi Environmental, France \* 414-479-7800 \* Regional office: 1525 Kautz Road, Suite 1000, West Chicago, Ill. 60185 \* 630-762-7703

## Sexton - City Waste Transfer (Inactive)\*

<b>County</b>	Cook
<b>Municipality</b>	Chicago
<b>Location</b>	2464 S. Laflin St.
<b>Location ☎</b>	312-243-7771
<b>Hours of operation</b>	Mon. - Fri.: 5 a.m. - 8 p.m.; Sat.: 5 a.m. - 2 p.m.
<b>Wastes accepted</b>	Municipal, recyclables
<b>Tipping fee</b>	N/A
<b>Owner</b>	Allied Waste Transportation Inc.**
<b>Operator</b>	National Waste Services Inc.**

\*Formerly City Transfer Systems.

### Facility Facts

<b>Identification number</b>	0316310003
<b>Opened, year</b>	1984*
<b>Facility acreage</b>	1.25

\*Inactive under new ownership

### Wastes Received: 1998, 1999, 2000

	<u>Tons per year</u>	<u>Tons per day (average)</u>
<b>1998</b>	70,000	250
<b>1999</b>	N/A	N/A
<b>2000</b>	N/A	N/A

### Inspections

<b>Facility inspected by</b>	Illinois EPA, Des Plaines Regional Office & Chicago Department of Environment
------------------------------	---

### Contacts

<b>Owner</b>	<b>Operator</b>
Allied Waste Transportation Inc.** 2608 S. Damen Ave. Chicago, Ill. 60608 ☎ 773-579-3600	National Waste Services Inc.** 2608 S. Damen Ave. Chicago, Ill. 60608 ☎ 773-579-3600

\*\*A subsidiary of Allied Waste Industries Inc., 15880 N. Greenway-Hayden Loop, Suite 100, Scottsdale, Ariz. 85260 \* 480-627-2700. Regional office: 13832 S. Kostner, Crestwood, Ill. 60445 \* 708-824-3060

## Shred-All Recycling Systems Transfer Station

<b>County</b>	Cook
<b>Municipality</b>	Chicago
<b>Location</b>	1231 W. 42nd St.
<b>Location ☎</b>	773-523-6900
<b>Hours of operation</b>	Mon. - Sat.: 23 hours daily - 3 a.m. - 2 a.m.
<b>Wastes accepted</b>	Municipal, recyclables
<b>Tipping fee</b>	N/A
<b>Owner</b>	Allied Waste Transportation Inc.**
<b>Operator</b>	National Waste Services Inc.**

### Facility Facts

<b>Identification number</b>	0316610042
<b>Opened, year</b>	1993
<b>Facility acreage</b>	2.89

### Wastes Received: 1998, 1999, 2000

	<u>Tons per year</u>	<u>Tons per day (average)</u>
<b>1998</b>	338,000	1,340
<b>1999</b>	N/A	N/A
<b>2000</b>	N/A	N/A

### Inspections

<b>Facility inspected by</b>	Illinois EPA, Des Plaines Regional Office & Chicago Department of Environment
------------------------------	---

### Contacts

<b>Owner</b>	<b>Operator</b>
Allied Waste Transportation Inc.** 2608 S. Damen Ave. Chicago, Ill. 60608 ☎ 773-579-3600	National Waste Services Inc.** 2608 S. Damen Ave. Chicago, Ill. 60608 ☎ 773-579-3600

\*\*A subsidiary of Allied Waste Industries Inc., 15880 N. Greenway-Hayden Loop, Suite 100, Scottsdale, Ariz. 85260 \* 480-627-2700. Regional office: 13832 S. Kostner, Crestwood, Ill. 60445 \* 708-824-3060

## Skyline Disposal Co. Inc. (New)

<b>County</b>	Cook
<b>Municipality</b>	Chicago Heights
<b>Location</b>	66 E. 24th St.
<b>Location ☎</b>	708-754-5460
<b>Hours of operation</b>	Mon. - Fri.: 7 a.m. - 5 p.m.; Sat.: 7 a.m. - noon
<b>Wastes accepted</b>	Landscape waste
<b>Tipping fee</b>	\$20/cu. yd.
<b>Owner</b>	Skyline Disposal Co. Inc.
<b>Operator</b>	Skyline Disposal Co. Inc.

### Facility Facts

<b>Identification number</b>	0310453006
<b>Opened, year</b>	1999*
<b>Facility acreage</b>	1.03

\*Permitted to operate 6-25-99

### Wastes Received: 1998, 1999, 2000

	<u>Tons per year</u>	<u>Tons per day (average)</u>
<b>1998</b>	N/A	N/A
<b>1999</b>	N/A	N/A
<b>2000</b>	1,649	47

### Inspections

<b>Facility inspected by</b>	Illinois EPA, Des Plaines Regional Office
------------------------------	---

### Contacts

<b>Owner</b>	<b>Operator</b>
Skyline Disposal Co. Inc. 66 E. 24th St. Chicago Heights, Ill. 60411 ☎ 708-754-5460	Skyline Disposal Co. Inc. 66 E. 24th St. Chicago Heights, Ill. 60411 ☎ 708-754-5460



## Speedway Disposal & Recycling

<b>County</b>	Kane
<b>Municipality</b>	Elburn
<b>Location</b>	1 N. 138th Linlar St.
<b>Location ☎</b>	630-232-4377
<b>Hours of operation</b>	Mon. - Fri.: 6 a.m. - 5 p.m.; Sat.: 8 a.m. - noon
<b>Wastes accepted</b>	Non-special waste, municipal
<b>Tipping fee</b>	N/A
<b>Owner</b>	Waste Management of Illinois Inc.**
<b>Operator</b>	Waste Management of Illinois Inc.**

\*New owner and operator as of 6-21-00

### Facility Facts

<b>Identification number</b>	0898030004
<b>Opened, year</b>	1992
<b>Facility acreage</b>	4.7

### Wastes Received: 1998, 1999, 2000

	<u>Tons per year</u>	<u>Tons per day (average)</u>
<b>1998</b>	91,000	350
<b>1999</b>	113,400	450
<b>2000</b>	N/A	N/A

### Inspections

<b>Facility inspected by</b>	Illinois EPA, Des Plaines Regional Office
------------------------------	---

### Contacts

<b>Owner</b>	<b>Operator</b>
Waste Management of Illinois Inc.** 720 E. Butterfield Road Lombard, Ill. 60148 ☎ 630-572-8800	Waste Management of Illinois Inc.** 720 E. Butterfield Road Lombard, Ill. 60148 ☎ 630-572-8800

\*\*A subsidiary of Waste Management Inc. Midwest, 1001 Fannin, Suite 4000, Houston, Tex. 77002 \* 713-512-6200

## SRS North Lot\*

<b>County</b>	Cook
<b>Municipality</b>	Chicago
<b>Location</b>	1230 W. 42nd St.
<b>Location ☎</b>	N/A
<b>Hours of operation</b>	Mon. - Sun. 3 a.m. - 2 a.m.
<b>Wastes accepted</b>	Construction & Demolition Debris
<b>Tipping fee</b>	N/A
<b>Owner</b>	E.L.K. Corporation
<b>Operator</b>	Shred-All Recycling Systems Inc.**

\*Designed to function in conjunction with Shred-All Recycling Systems facility to the south

### Facility Facts

<b>Identification number</b>	0316595045
<b>Opened, year</b>	1996
<b>Facility acreage</b>	1.03

### Wastes Received: 1998, 1999, 2000

	<u>Tons per year</u>	<u>Tons per day (average)</u>
<b>1998</b>	N/A	N/A
<b>1999</b>	N/A	N/A
<b>2000</b>	N/A	N/A

### Inspections

<b>Facility inspected by</b>	Illinois EPA, Des Plaines Regional Office & Chicago Department of Environment
------------------------------	---

### Contacts

<b>Owner</b>	<b>Operator</b>
E.L.K. Corporation 4230 S. Racine Ave. Chicago, Ill. 60609 ☎ N/A	Shred-All Recycling Systems Inc.** 4400 S. Racine Ave. Chicago, Ill. 60609 ☎ N/A

\*\*A subsidiary of Allied Waste Industries Inc., 15880 N. Greenway-Hayden Loop, Suite 100, Scottsdale, Ariz. 85260 \* 480-627-2700. Regional office: 13832 S. Kostner, Crestwood, Ill. 60445 \* 708-824-3060

## Star Disposal Service Transfer Station

<b>County</b>	Cook
<b>Municipality</b>	Park Forest
<b>Location</b>	20 South St.
<b>Location ☎</b>	708-748-8381
<b>Hours of operation</b>	Mon. - Fri.: 6 a.m. - 4 p.m.
<b>Wastes accepted</b>	Municipal
<b>Tipping fee</b>	\$45/ton
<b>Owner</b>	Homewood Scavenger Service Inc.
<b>Operator</b>	Homewood Scavenger Service Inc.

### Facility Facts

<b>Identification number</b>	0314740001
<b>Opened, year</b>	1981
<b>Facility acreage</b>	3.84

### Wastes Received: 1998, 1999, 2000

	<u>Tons per year</u>	<u>Tons per day (average)</u>
<b>1998</b>	94,120	362
<b>1999</b>	94,800	365
<b>2000</b>	101,300	390

### Inspections

<b>Facility inspected by</b>	Illinois EPA, Des Plaines Regional Office
------------------------------	---

### Contacts

<b>Owner</b>	<b>Operator</b>
Homewood Scavenger Service Inc. 17415 S. Ashland Ave. East Hazel Crest, Ill. 60429 ☎ 708-798-1004	Homewood Scavenger Service Inc. 17415 S. Ashland Ave. East Hazel Crest, Ill. 60429 ☎ 708-798-1004

## TCD Services Transfer Station (Closed)

<b>County</b>	Will
<b>Municipality</b>	Wilmington
<b>Location</b>	Route 53 & Coal City Road
<b>Location ☎</b>	N/A
<b>Hours of operation</b>	N/A
<b>Wastes accepted</b>	Municipal, landscape waste (separated), recyclables
<b>Tipping fee</b>	N/A
<b>Owner</b>	Waste Management of Illinois Inc.**
<b>Operator</b>	Waste Management of Illinois Inc.**

\*Closed in 1998

### Facility Facts

<b>Identification number</b>	1971100003
<b>Opened, year</b>	1980 - 1998*
<b>Facility acreage</b>	5.9

### Wastes Received: 1998, 1999, 2000

	<u>Tons per year</u>	<u>Tons per day (average)</u>
<b>1998</b>	N/A	N/A
<b>1999</b>	N/A	N/A
<b>2000</b>	N/A	N/A

### Inspections

<b>Facility inspected by</b>	Illinois EPA, Des Plaines Regional Office & Will County Land Use Department, Waste Services Division
------------------------------	--

### Contacts

<b>Owner</b>	<b>Operator</b>
Waste Management of Illinois Inc.** 720 E. Butterfield Road Lombard, Ill. 60148 ☎ 630-572-8800	Waste Management of Illinois Inc.** 720 E. Butterfield Road Lombard, Ill. 60148 ☎ 630-572-8800

\*\*A subsidiary of Waste Management Inc. Midwest, 1001 Fannin, Suite 4000, Houston, Tex. 77002 \* 713-512-6200

## United Disposal of Bradley Transfer Station

<b>County</b>	Kankakee
<b>Municipality</b>	Bradley
<b>Location</b>	1000 E. Liberty
<b>Location ☎</b>	815-933-0081
<b>Hours of operation</b>	Mon. - Sat.: 6 a.m. - 5 p.m.
<b>Wastes accepted</b>	Municipal
<b>Tipping fee</b>	N/A
<b>Owner</b>	United Disposal of Bradley Inc.**
<b>Operator</b>	United Disposal of Bradley Inc.**

### Facility Facts

<b>Identification number</b>	0910200013
<b>Opened, year</b>	1995
<b>Facility acreage</b>	4.7

### Wastes Received: 1998, 1999, 2000

	<u>Tons per year</u>	<u>Tons per day (average)</u>
<b>1998</b>	N/A	N/A
<b>1999</b>	20,000	75
<b>2000</b>	N/A	N/A

### Inspections

<b>Facility inspected by</b>	Illinois EPA, Des Plaines Regional Office & Kankakee County Health Department
------------------------------	---

### Contacts

<b>Owner</b>	<b>Operator</b>
United Disposal of Bradley Inc.** 1000 E. Liberty Bradley, Ill. 60915 ☎ 815-933-0081	United Disposal of Bradley Inc.** 1000 E. Liberty Bradley, Ill. 60915 ☎ 815-933-0081

\*\*Trust #0799, Municipal Trust & Savings Bank, Box 146, Bourbonnais, Ill. 60914 \* 815-226-9803

## Waste Mgt.-Metro/Chicago Transfer Station

<b>County</b>	Cook
<b>Municipality</b>	Chicago
<b>Location</b>	1500 N. Hooker St.
<b>Location ☎</b>	312-994-6031
<b>Hours of operation</b>	Mon. - Sat.: 24 hours daily
<b>Wastes accepted</b>	Municipal
<b>Tipping fee</b>	N/A
<b>Owner</b>	Waste Management of Illinois Inc.**
<b>Operator</b>	Waste Management of Illinois Inc.**

### Facility Facts

<b>Identification number</b>	0316000052
<b>Opened, year</b>	1981
<b>Facility acreage</b>	7.95

### Wastes Received: 1998, 1999, 2000

	<u>Tons per year</u>	<u>Tons per day (average)</u>
<b>1998</b>	338,472	1,382
<b>1999</b>	N/A	N/A
<b>2000</b>	N/A	N/A

### Inspections

<b>Facility inspected by</b>	Illinois EPA, Des Plaines Regional Office & Chicago Department of Environment
------------------------------	---

### Contacts

<b>Owner</b>	<b>Operator</b>
Waste Management of Illinois Inc.** 720 E. Butterfield Road Lombard, Ill. 60148 ☎ 630-572-8800	Waste Management of Illinois Inc.** 1500 N. Hooker St. Chicago, Ill. 60651 ☎ 312-994-6031

\*\*A subsidiary of Waste Management Inc. Midwest, 1001 Fannin, Suite 4000, Houston, Tex. 77002 \* 713-512-6200

## Waste Mgt.-Metro/Stickney Transfer Station

<b>County</b>	Cook
<b>Municipality</b>	Stickney
<b>Location</b>	3815 S. Laramie Ave.
<b>Location ☎</b>	708-656-5350
<b>Hours of operation</b>	Mon. - Sat.: 12 a.m. - 4:30 p.m.
<b>Wastes accepted</b>	Municipal, PIMW**
<b>Tipping fee</b>	N/A
<b>Owner</b>	Waste Management of Illinois Inc.**
<b>Operator</b>	Waste Management of Illinois Inc.**

\*\*PIMW at site collected by another owner/operator

### Facility Facts

<b>Identification number</b>	0313000001
<b>Opened, year</b>	1980
<b>Facility acreage</b>	9.27

### Wastes Received: 1998, 1999, 2000

	<u>Tons per year</u>	<u>Tons per day (average)</u>
<b>1998</b>	452,582	1,780
<b>1999</b>	464,390	1,800
<b>2000</b>	N/A	N/A

### Inspections

<b>Facility inspected by</b>	Illinois EPA, Des Plaines Regional Office
------------------------------	---

### Contacts

<b>Owner</b>	<b>Operator</b>
Waste Management of Illinois Inc.** 720 E. Butterfield Road Lombard, Ill. 60521 ☎ 630-572-8800	Waste Management of Illinois Inc.** 3815 S. Laramie Ave. Stickney, Ill. 60650 ☎ 708-656-5350

\*\*A subsidiary of Waste Management Inc. Midwest, 1001 Fannin, Suite 4000, Houston, Tex. 77002 \* 713-512-6200

## Waste Mgt.-North/McHenry Transfer Station

<b>County</b>	McHenry
<b>Municipality</b>	McHenry
<b>Location</b>	1713 S. Route 31
<b>Location ☎</b>	815-385-2863
<b>Hours of operation</b>	Mon. - Fri.: 6 a.m. - 7 p.m.; Sat.: 6 a.m. - 4 p.m.
<b>Wastes accepted</b>	Landscape waste
<b>Tipping fee</b>	N/A
<b>Owner</b>	Waste Management of Illinois Inc.**
<b>Operator</b>	Waste Management - North/McHenry**

### Facility Facts

<b>Identification number</b>	1110605043
<b>Opened, year</b>	1998*
<b>Facility acreage</b>	4.74

\*Permitted to operate 8-19-98

### Wastes Received: 1998, 1999, 2000

	<u>Tons per year</u>	<u>Tons per day (average)</u>
<b>1998</b>	N/A	N/A
<b>1999</b>	514	N/A
<b>2000</b>	632	N/A

### Inspections

<b>Facility inspected by</b>	Illinois EPA, Des Plaines Regional Office & McHenry County Health Department
------------------------------	--

### Contacts

<b>Owner</b>	<b>Operator</b>
Waste Management of Illinois Inc.** 2233 W. Highway 173 Antioch, Ill. 60002 ☎ 847-395-2020	Waste Management - North/McHenry** 1713 S. Route 31 McHenry, Ill. 60050 ☎ 815-385-2863

\*\*A subsidiary of Waste Management Inc. Midwest, 1001 Fannin, Suite 4000, Houston, Tex. 77002 \* 713-512-6200



## Waste Mgt.-Northwest/Wheeling Transfer Station

<b>County</b>	Cook
<b>Municipality</b>	Wheeling
<b>Location</b>	350 Sumac Road, Box 396
<b>Location ☎</b>	847-520-0059 x 16
<b>Hours of operation</b>	Mon. - Fri.: 5 a.m. - 6:30 p.m.; Sat.: 6 a.m. - noon
<b>Wastes accepted</b>	Municipal, recyclables
<b>Tipping fee</b>	\$43.50/ton
<b>Owner</b>	Waste Management of Illinois Inc.**
<b>Operator</b>	Waste Management of Illinois Inc.**

### Facility Facts

<b>Identification number</b>	0313240004
<b>Opened, year</b>	1984
<b>Facility acreage</b>	1.32

### Wastes Received: 1998, 1999, 2000

	<u>Tons per year</u>	<u>Tons per day (average)</u>
<b>1998</b>	275,000	1,074
<b>1999</b>	316,948	1,238
<b>2000</b>	331,958	1,296

### Inspections

<b>Facility inspected by</b>	Illinois EPA, Des Plaines Regional Office
------------------------------	---

### Contacts

<b>Owner</b>	<b>Operator</b>
Waste Management of Illinois Inc.** 720 E. Butterfield Road Lombard, Ill. 60148 ☎ 630-572-8800	Waste Management of Illinois Inc.** 350 Sumac Road, P.O. Box 396 Wheeling Ill. 60090 ☎ 847-520-0059 x16

\*\*A subsidiary of Waste Management Inc. Midwest, 1001 Fannin, Suite 4000, Houston, Tex. 77002 \* 713-512-6200

## Waste Mgt.-South Suburbs/Recycle America

<b>County</b>	Cook
<b>Municipality</b>	Alsip
<b>Location</b>	11601 S. Austin Ave.
<b>Location ☎</b>	708-388-8855
<b>Hours of operation</b>	Mon. - Fri.: 2 a.m. - 8 p.m.
<b>Wastes accepted</b>	Municipal, recyclables
<b>Tipping fee</b>	N/A
<b>Owner</b>	Waste Management of Illinois Inc.**
<b>Operator</b>	Waste Management of Illinois Inc.**

### Facility Facts

<b>Identification number</b>	0313360003
<b>Opened, year</b>	1982
<b>Facility acreage</b>	1.8

### Wastes Received: 1998, 1999, 2000

	<u>Tons per year</u>	<u>Tons per day (average)</u>
<b>1998</b>	131,893	507
<b>1999</b>	157,644	606
<b>2000</b>	121,812	469

### Inspections

<b>Facility inspected by</b>	Illinois EPA, Des Plaines Regional Office
------------------------------	---

### Contacts

<b>Owner</b>	<b>Operator</b>
Waste Management of Illinois Inc.** 720 E. Butterfield Road Lombard, Ill. 60148 ☎ 630-572-8800	Waste Management of Illinois Inc.** 11601 S. Austin Ave. Alsip, Ill. 60803 ☎ 708-388-8855

\*\*A subsidiary of Waste Management Inc. Midwest, 1001 Fannin, Suite 4000, Houston, Tex. 77002 \* 713-512-6200

## West Cook Transfer Station

<b>County</b>	Cook
<b>Municipality</b>	Forest View
<b>Location</b>	6201 W. Canal Bank Road
<b>Location ☎</b>	708-458-0521
<b>Hours of operation</b>	Mon. - Fri.: 6 a.m. - 5 p.m.; Sat.: 7 a.m. - noon
<b>Wastes accepted</b>	Municipal
<b>Tipping fee</b>	N/A
<b>Owner</b>	Robbins Resource Recovery Partners L.P.
<b>Operator</b>	Midwest Transfer Services Inc.

### Facility Facts

<b>Identification number</b>	0310930005
<b>Opened, year</b>	1997
<b>Facility acreage</b>	4.96

### Wastes Received: 1998, 1999, 2000

	<u>Tons per year</u>	<u>Tons per day (average)</u>
<b>1998</b>	113,760	406
<b>1999</b>	120,600	428
<b>2000</b>	N/A	N/A

### Inspections

<b>Facility inspected by</b>	Illinois EPA, Des Plaines Regional Office
------------------------------	---

### Contacts

<b>Owner</b>	<b>Operator</b>
Robbins Resource Recovery Partners L.P. Perryville Corporate Park Clinton, N.Jer. 08809 ☎ 708-396-0100	Midwest Transfer Services Inc. P.O. Box 49 Mokena, Ill. 60448 ☎ 708-458-0521

## Wheeling Township Transfer Station

<b>County</b>	Cook
<b>Municipality</b>	Glenview
<b>Location</b>	3 Providence Drive
<b>Location ☎</b>	773-242-1977
<b>Hours of operation</b>	Mon. - Fri.: 6 a.m. - 9 p.m.; Sat.: 6 a.m. - noon
<b>Wastes accepted</b>	Municipal, landscape waste
<b>Tipping fee</b>	N/A
<b>Owner</b>	Solid Waste Agency of Northern Cook Co.
<b>Operator</b>	Groot Industries Inc.

### Facility Facts

<b>Identification number</b>	0310630059
<b>Opened, year</b>	1994
<b>Facility acreage</b>	7

### Wastes Received: 1998, 1999, 2000

	<u>Tons per year</u>	<u>Tons per day (average)</u>
<b>1998</b>	266,079	1,023
<b>1999</b>	266,619	1,025
<b>2000</b>	275,957	1,061

### Inspections

<b>Facility inspected by</b>	Illinois EPA, Des Plaines Regional Office
------------------------------	---

### Contacts

<b>Owner</b>	<b>Operator</b>
Solid Waste Agency of Northern Cook Co. 1616 E. Golf Road Des Plaines, Ill. 60016 ☎ 847-296-9205	Groot Industries Inc. 2500 Landmeier Road Elk Grove Village, Ill. 60007 ☎ 773-242-1977

## Wilmette Village Yard

<b>County</b>	Cook
<b>Municipality</b>	Wilmette
<b>Location</b>	711 Laramie Ave.
<b>Location ☎</b>	N/A
<b>Hours of operation</b>	Mon. - Fri.: 7 a.m. - 7 p.m.; Sat.: 8 a.m. - 5 p.m.
<b>Wastes accepted</b>	Landscape waste
<b>Tipping fee</b>	N/A
<b>Owner</b>	Village of Wilmette
<b>Operator</b>	Village of Wilmette

### Facility Facts

<b>Identification number</b>	0313305030
<b>Opened, year</b>	1998*
<b>Facility acreage</b>	<1

\*Permitted to operate 8-19-98

### Wastes Received: 1998, 1999, 2000

	<u>Tons per year</u>	<u>Tons per day (average)</u>
<b>1998</b>	N/A	N/A
<b>1999</b>	N/A	N/A
<b>2000</b>	N/A	N/A

### Inspections

<b>Facility inspected by</b>	Illinois EPA, Des Plaines Regional Office
------------------------------	---

### Contacts

<b>Owner</b>	<b>Operator</b>
Village of Wilmette 1200 Wilmette Ave. Wilmette, Ill. 60091 ☎ 630-251-2706	Village of Wilmette 1200 Wilmette Ave. Wilmette, Ill. 60091 ☎ 847-251-2700

## Woodland RDF Landscape Waste Transfer Area

<b>County</b>	Kane
<b>Municipality</b>	South Elgin
<b>Location</b>	Area 4 of Woodland II, 7 N. 500 Route 25*
<b>Location ☎</b>	847-741-0219
<b>Hours of operation</b>	Mon. - Sat. 6 a.m. - 6 p.m.
<b>Wastes accepted</b>	Landscape waste only*
<b>Tipping fee</b>	N/A
<b>Owner</b>	Oak Brook Bank, Trust #8-1735
<b>Operator</b>	Waste Management of Illinois Inc.**

\*Site will move in Spring 2002

### Facility Facts

<b>Identification number</b>	0894830005
<b>Opened, year</b>	1995*
<b>Facility acreage</b>	<1

\*Permitted since 1995, added to report in 2000.

### Wastes Received: 1998, 1999, 2000

	<u>Tons per year</u>	<u>Tons per day (average)</u>
<b>1998</b>	N/A	N/A
<b>1999</b>	N/A	N/A
<b>2000</b>	N/A	N/A

### Inspections

<b>Facility inspected by</b>	Illinois EPA, Des Plaines Regional Office
------------------------------	---

### Contacts

<b>Owner</b>	<b>Operator</b>
Oak Brook Bank, Trust #8-1735 1400 W. 16th St. Oak Brook, Ill. 60521 ☎ 630-571-1050	Waste Management of Illinois Inc.** 7 N. 500 Route 25, P.O. Box 364 South Elgin, Ill. 60120 ☎ 630-232-7664

\*\*A subsidiary of Waste Management Inc. Midwest, 1001 Fannin, Suite 4000, Houston, Tex. 77002 \* 713-512-6200

## Zion Municipal Transfer Station (New)

<b>County</b>	Lake
<b>Municipality</b>	Zion
<b>Location</b>	29th Street & Damascus
<b>Location ☎</b>	None
<b>Hours of operation</b>	Mon. - Fri. 7 a.m. - 3 p.m.
<b>Wastes accepted</b>	Street sweepings and wood chips*
<b>Tipping fee</b>	\$0
<b>Owner</b>	City of Zion, Public Works Dept.
<b>Operator</b>	City of Zion, Public Works Dept.

\*Maximum volume of waste stored shall be less than 200 cu. yds.

### Facility Facts

<b>Identification number</b>	0972005048
<b>Opened, year</b>	2001*
<b>Facility acreage</b>	1

\*Permitted to operate 8-27-01

### Wastes Received: 1998, 1999, 2000

	<u>Tons per year</u>	<u>Tons per day (average)</u>
<b>1998</b>	N/A	N/A
<b>1999</b>	N/A	N/A
<b>2000</b>	N/A	N/A

### Inspections

<b>Facility inspected by</b>	Illinois EPA, Des Plaines Regional Office & Lake County Health Dept.
------------------------------	--

### Contacts

<b>Owner</b>	<b>Operator</b>
City of Zion, Public Works Dept. 2828 Sheridan Road Zion, Ill. 60099 ☎ 847-746-4054	City of Zion, Public Works Dept. 2828 Sheridan Road Zion, Ill. 60099 ☎ 847-746-4054

## CDT Landfill Corp. Compost Facility

<b>County</b>	Will
<b>Municipality</b>	Joliet
<b>Location</b>	2851 Mound Road
<b>Location ☎</b>	815-741-0736
<b>Hours of operation</b>	Mon. - Fri.: 6 a.m. - 4 p.m., Sat. 6 a.m. - noon*
<b>Wastes Accepted</b>	Grass, Shrubbery Cuttings, Leaves, Tree limbs, Wood chips
<b>Owner</b>	CDT Landfill Corp.
<b>Operator</b>	CDT Landfill Corp.

\*On Saturdays following holidays, hours are 6 a.m. - 4 p.m.

### Facility Facts

<b>Identification number</b>	1978170005
<b>Date/Year Open - Date/Year Closed</b>	7-31-95/6-7-96 -
<b>Permit Expires</b>	7-15-05*
<b>Facility Inspected By</b>	Will County Waste Services Division & Illinois EPA, Des Plaines Regional Office

\*Permit was renewed on 7-28-00

### Landscape Waste Received (cu. yds): 1998, 1999 & 2000

	<b>Grass cu. yds.</b>	<b>Leaves cu. yds.</b>	<b>Brush cu. yds.</b>
<b>1998</b>	47,959	19,060	21,814
<b>1999</b>	27,932	10,075	9,582
<b>2000</b>	27,702	15,148	11,243

### Total Landscape Waste Received (tons): 1998, 1999 & 2000

<b>1998 tons per year</b>	30,458
<b>1999 tons per year</b>	35,447
<b>2000 tons per year</b>	17,789*

\*Brush was estimated to be 25% of incoming landscape waste

### 2000 Amounts Used/Sold (cubic yards)

	<b>Composted</b>	<b>Chipped/Shredded</b>
<b>Land Reclamation</b>	0	0
<b>Daily Landfill Cover</b>	0	0
<b>Final Landfill Cover</b>	0	0
<b>Landscaping</b>	2,387	100
<b>Land Application at Agronomic Rates</b>	0	0
<b>Other</b>	0	0
<b>TOTAL</b>	2,387	100

### Contacts

#### Owner

CDT Landfill Corp.  
2851 Mound Road  
Joliet, Ill. 60436  
☎ 815-741-0736

#### Operator

CDT Landfill Corp.  
2851 Mound Road  
Joliet, Ill. 60436  
☎ 815-741-0736



## Chicago Botanic Garden

<b>County</b>	Cook
<b>Municipality</b>	Glencoe
<b>Location</b>	Southeast of Skokie Lagoon Preserve
<b>Location ☎</b>	847-835-5500
<b>Hours of operation</b>	Mon. - Fri.: 7 a.m. - 2:30 p.m.
<b>Wastes Accepted</b>	Grass, Leaves, Brush
<b>Owner</b>	Cook County Forest Preserve Dist.
<b>Operator</b>	Chicago Botanic Garden

### Facility Facts

<b>Identification number</b>	0310990003
<b>Date/Year Open - Date/Year Closed</b>	6-5-90 -
<b>Permit Expires</b>	3-1-03
<b>Facility Inspected By</b>	Illinois EPA, Des Plaines Regional Office

### Landscape Waste Received (cu. yds): 1998, 1999 & 2000

	<b>Grass cu. yds.</b>	<b>Leaves cu. yds.</b>	<b>Brush cu. yds.</b>
<b>1998</b>	1,401	1,571	3,712
<b>1999</b>	1,011	1,821	4,766
<b>2000</b>	864	1,865	4,423

### Total Landscape Waste Received (tons): 1998, 1999 & 2000

<b>1998 tons per year</b>	1,431
<b>1999 tons per year</b>	1,484
<b>2000 tons per year</b>	1,603*

\*Landscape waste was shredded and used as mulch

### 2000 Amounts Used/Sold (cubic yards)

	<b>Composted</b>	<b>Chipped/Shredded</b>
<b>Land Reclamation</b>	0	0
<b>Daily Landfill Cover</b>	0	0
<b>Final Landfill Cover</b>	0	0
<b>Landscaping</b>	0	2,961*
<b>Land Application at Agronomic Rates</b>	0	0
<b>Other</b>	0	0
<b>TOTAL</b>	0	2,961

\*All amounts received were shredded and used for mulch for landscaping, not composted.

### Contacts

#### Owner

Cook County Forest Preserve Dist.  
536 N. Harlem Ave.  
River Forest, Ill. 60305  
☎ 773-261-8400

#### Operator

Chicago Botanic Garden  
P.O. Box 400  
Glencoe, Ill. 60022  
☎ 847-835-5500

## CID RDF #4 Compost Facility (Closed)

<b>County</b>	Cook
<b>Municipality</b>	Chicago
<b>Location</b>	138th Street & I-94 (Calumet Expressway)
<b>Location ☎</b>	773-646-3099
<b>Hours of operation</b>	Mon. - Sat.: 7 a.m. - 5 p.m.
<b>Wastes Accepted</b>	N/A
<b>Owner</b>	Waste Management of Illinois Inc.**
<b>Operator</b>	Waste Management of Illinois Inc.**

### Facility Facts

<b>Identification number</b>	0310390001
<b>Date/Year Open - Date/Year Closed</b>	7-21-98 - 2-1-00*
<b>Permit Expires</b>	7-1-03
<b>Facility Inspected By</b>	Chicago Dept. of Environment & Illinois EPA, Des Plaines Regional Office

\*Site was idle during 2000 until certified closed on 2-28-01

### Landscape Waste Received (cu. yds): 1998, 1999 & 2000

	<b>Grass cu. yds.</b>	<b>Leaves cu. yds.</b>	<b>Brush cu. yds.</b>
<b>1998</b>	N/A	N/A	N/A
<b>1999</b>	N/A	N/A	N/A
<b>2000</b>	N/A	N/A	N/A

### Total Landscape Waste Received (tons): 1998, 1999 & 2000

<b>1998 tons per year</b>	3,916
<b>1999 tons per year</b>	3,900
<b>2000 tons per year</b>	0

### 2000 Amounts Used/Sold (cubic yards)

	<b>Composted</b>	<b>Chipped/Shredded</b>
<b>Land Reclamation</b>	0	0
<b>Daily Landfill Cover</b>	0	0
<b>Final Landfill Cover</b>	0	0
<b>Landscaping</b>	0	0
<b>Land Application at Agronomic Rates</b>	0	0
<b>Other</b>	0	0
<b>TOTAL</b>	0	0

### Contacts

#### Owner

Waste Management of Illinois Inc.\*\*  
P.O. Box 1309  
Calumet City, Ill. 60409  
☎ 773-646-3099

#### Operator

Waste Management of Illinois Inc.\*\*  
P.O. Box 1309  
Calumet City, Ill. 60409  
☎ 773-646-3099

\*\*A subsidiary of Waste Management Inc. Midwest, 1001 Fannin, Suite 4000, Houston, Tex. 77002 \* 713-512-6200

## Crystal Lake Composting

<b>County</b>	McHenry
<b>Municipality</b>	Crystal Lake
<b>Location</b>	Woodstock St. & Walkup Ave.
<b>Location ☎</b>	815-459-2020
<b>Hours of operation</b>	1st & 3rd Sats.: 9 a.m. - 4 p.m. March-Nov.
<b>Wastes Accepted</b>	Leaves, Brush
<b>Owner</b>	City of Crystal Lake, Engineering Dept.
<b>Operator</b>	City of Crystal Lake, Engineering Dept.

### Facility Facts

<b>Identification number</b>	1110150034
<b>Date/Year Open - Date/Year Closed</b>	6-5-92 -
<b>Permit Expires</b>	5-15-05
<b>Facility Inspected By</b>	McHenry County Health Dept. & Illinois EPA, Des Plaines Regional Office

### Landscape Waste Received (cu. yds): 1998, 1999 & 2000

	<b>Grass cu. yds.</b>	<b>Leaves cu. yds.</b>	<b>Brush cu. yds.</b>
<b>1998</b>	0	8,542	7,008
<b>1999</b>	0	9,850	8,003
<b>2000</b>	0	9,015	6,533

### Total Landscape Waste Received (tons): 1998, 1999 & 2000

<b>1998 tons per year</b>	2,759
<b>1999 tons per year</b>	3,170
<b>2000 tons per year</b>	2,783

### 2000 Amounts Used/Sold (cubic yards)

	<b>Composted</b>	<b>Chipped/Shredded</b>
<b>Land Reclamation</b>	0	0
<b>Daily Landfill Cover</b>	0	0
<b>Final Landfill Cover</b>	0	0
<b>Landscaping</b>	700	2,000
<b>Land Application at Agronomic Rates</b>	0	0
<b>Other</b>	0	0
<b>TOTAL</b>	700	2,000

### Contacts

#### Owner

City of Crystal Lake, Engineering Dept.  
P.O. Box 597  
Crystal Lake, Ill. 60014  
☎ 815-459-2020

#### Operator

City of Crystal Lake, Engineering Dept.  
P.O. Box 597  
Crystal Lake, Ill. 60014  
☎ 815-459-2020

## Des Plaines Compost Facility (Inactive)

<b>County</b>	Cook
<b>Municipality</b>	Des Plaines
<b>Location</b>	1111 Campground Road
<b>Location ☎</b>	847-391-5650
<b>Hours of operation</b>	N/A
<b>Wastes Accepted</b>	N/A
<b>Owner</b>	City of Des Plaines, Public Works
<b>Operator</b>	Jerome Matula

### Facility Facts

<b>Identification number</b>	0310630003
<b>Date/Year Open - Date/Year Closed</b>	2-15-91 -
<b>Permit Expires</b>	1-10-04
<b>Facility Inspected By</b>	Illinois EPA, Des Plaines Regional Office

### Landscape Waste Received (cu. yds): 1998, 1999 & 2000

	Grass cu. yds.	Leaves cu. yds.	Brush cu. yds.
<b>1998</b>	0	0	0
<b>1999</b>	0	0	0
<b>2000</b>	0	0	0

### Total Landscape Waste Received (tons): 1998, 1999 & 2000

<b>1998 tons per year</b>	0
<b>1999 tons per year</b>	0
<b>2000 tons per year</b>	0

### 2000 Amounts Used/Sold (cubic yards)

	Composted	Chipped/Shredded
<b>Land Reclamation</b>	0	0
<b>Daily Landfill Cover</b>	0	0
<b>Final Landfill Cover</b>	0	0
<b>Landscaping</b>	0	0
<b>Land Application at Agronomic Rates</b>	0	0
<b>Other</b>	0	0
<b>TOTAL</b>	0	0

### Contacts

#### Owner

City of Des Plaines, Public Works  
1111 Campground Road  
Des Plaines, IL 60016  
☎ 847-391-5650

#### Operator

Jerome Matula  
1111 Campground Road  
Des Plaines, IL 60016  
☎ 847-391-5650

## DK-Lake Bluff

<b>County</b>	Lake
<b>Municipality</b>	Lake Bluff
<b>Location</b>	664 Rockland Road
<b>Location ☎</b>	847-234-0774
<b>Hours of operation</b>	Mon. - Fri.: 7 a.m. - 5 p.m.; Sat.: 7 a.m. - noon
<b>Wastes Accepted</b>	Grass, Leaves, Brush
<b>Owner</b>	Village of Lake Bluff
<b>Operator</b>	DK Recycling Systems Inc.

### Facility Facts

<b>Identification number</b>	0970750012
<b>Date/Year Open - Date/Year Closed</b>	8-2-95 -
<b>Permit Expires</b>	7-15-05
<b>Facility Inspected By</b>	Lake County Health Dept. & Illinois EPA, Des Plaines Regional Office

### Landscape Waste Received (cu. yds): 1998, 1999 & 2000

	<b>Grass cu. yds.</b>	<b>Leaves cu. yds.</b>	<b>Brush cu. yds.</b>
<b>1998</b>	3,195	2,481	2,459
<b>1999</b>	1,689	2,037	1,302
<b>2000</b>	1,410	1,962	993

### Total Landscape Waste Received (tons): 1998, 1999 & 2000

<b>1998 tons per year</b>	2,143
<b>1999 tons per year</b>	1,278
<b>2000 tons per year</b>	1,105

### 2000 Amounts Used/Sold (cubic yards)

	<b>Composted</b>	<b>Chipped/Shredded</b>
<b>Land Reclamation</b>	0	0
<b>Daily Landfill Cover</b>	0	0
<b>Final Landfill Cover</b>	0	0
<b>Landscaping</b>	1,470	0
<b>Land Application at Agronomic Rates</b>	0	0
<b>Other</b>	0	0
<b>TOTAL</b>	1,470	0

### Contacts

#### Owner

Village of Lake Bluff  
40 E. Center St.  
Lake Bluff, Ill. 60044  
☎ 847-866-2940

#### Operator

DK Recycling Systems Inc.  
21 N. Skokie Highway, Suite 105  
Lake Bluff, Ill. 60044  
☎ 847-234-5499

## Elgin Compost Facility

<b>County</b>	Kane
<b>Municipality</b>	Elgin
<b>Location</b>	South McLean Blvd., South of Route 20
<b>Location ☎</b>	847-697-3160
<b>Hours of operation</b>	Mon. - Fri.: 7 a.m. - 5 p.m.
<b>Wastes Accepted</b>	Leaves, Brush, Tree limbs
<b>Owner</b>	City of Elgin
<b>Operator</b>	City of Elgin

### Facility Facts

<b>Identification number</b>	0894380047
<b>Date/Year Open - Date/Year Closed</b>	9-12-91 -
<b>Permit Expires</b>	2-1-06
<b>Facility Inspected By</b>	Illinois EPA, Des Plaines Regional Office

### Landscape Waste Received (cu. yds): 1998, 1999 & 2000

	Grass cu. yds.	Leaves cu. yds.	Brush cu. yds.
<b>1998</b>	0	13,690	0
<b>1999</b>	0	16,587	100
<b>2000</b>	0	15,000	0

### Total Landscape Waste Received (tons): 1998, 1999 & 2000

<b>1998 tons per year</b>	2,738
<b>1999 tons per year</b>	3,332
<b>2000 tons per year</b>	3,000

### 2000 Amounts Used/Sold (cubic yards)

	Composted	Chipped/Shredded
<b>Land Reclamation</b>	0	0
<b>Daily Landfill Cover</b>	0	0
<b>Final Landfill Cover</b>	0	0
<b>Landscaping</b>	3,100	0
<b>Land Application at Agronomic Rates</b>	0	0
<b>Other</b>	0	0
<b>TOTAL</b>	3,100	0

### Contacts

#### Owner

City of Elgin  
150 Dexter Court  
Elgin, Ill. 60120  
☎ 847-931-5955

#### Operator

City of Elgin  
150 Dexter Court  
Elgin, Ill. 60120  
☎ 847-931-5955

## Green Organics Inc.

<b>County</b>	Kendall
<b>Municipality</b>	Bristol
<b>Location</b>	1270 E. Beecher
<b>Location ☎</b>	630-553-6409
<b>Hours of operation</b>	Mon. - Fri.: 7 a.m. - 4 p.m.; Sat.: 7 a.m. - noon
<b>Wastes Accepted</b>	Grass, Leaves, Brush*
<b>Owner</b>	Green Organics Inc.
<b>Operator</b>	Green Organics Inc.

### Facility Facts

<b>Identification number</b>	0938010005
<b>Date/Year Open - Date/Year Closed</b>	1993 -
<b>Permit Expires</b>	12-1-01*
<b>Facility Inspected By</b>	Illinois EPA, Des Plaines Regional Office

\*Permit renewal pending

### Landscape Waste Received (cu. yds): 1998, 1999 & 2000

	<b>Grass cu. yds.</b>	<b>Leaves cu. yds.</b>	<b>Brush cu. yds.</b>
<b>1998</b>	2,000	64,546	3,787
<b>1999</b>	14,095	31,197	22,500
<b>2000</b>	6,295	13,174	71,624

### Total Landscape Waste Received (tons): 1998, 1999 & 2000

<b>1998 tons per year</b>	20,731
<b>1999 tons per year</b>	15,252
<b>2000 tons per year</b>	15,896

### 2000 Amounts Used/Sold (cubic yards)

	<b>Composted</b>	<b>Chipped/Shredded</b>
<b>Land Reclamation</b>	0	0
<b>Daily Landfill Cover</b>	0	0
<b>Final Landfill Cover</b>	0	0
<b>Landscaping</b>	53,524	1,048
<b>Land Application at Agronomic Rates</b>	0	0
<b>Other</b>	0	0
<b>TOTAL</b>	53,524	1,048

### Contacts

#### Owner

Green Organics Inc.  
290 S. Main Place  
Carol Stream, Ill. 60188  
☎ 630-588-0993

#### Operator

Green Organics Inc.  
290 S. Main Place  
Carol Stream, Ill. 60188  
☎ 630-588-0993

## Harbor View Compost Facility (Inactive)\*

<b>County</b>	Cook
<b>Municipality</b>	Chicago
<b>Location</b>	2000 E. 22nd St.
<b>Location</b> ☎	N/A
<b>Hours of operation</b>	N/A
<b>Wastes Accepted</b>	N/A
<b>Owner</b>	Land & Lakes Co.
<b>Operator</b>	Land & Lakes Co.

\*Site not developed, permit still active

### Facility Facts

<b>Identification number</b>	0316000034
<b>Date/Year Open - Date/Year Closed</b>	N/A
<b>Permit Expires</b>	2-28-03
<b>Facility Inspected By</b>	Illinois EPA, Des Plaines Regional Office

### Landscape Waste Received (cu. yds): 1998, 1999 & 2000

	<b>Grass cu. yds.</b>	<b>Leaves cu. yds.</b>	<b>Brush cu. yds.</b>
<b>1998</b>	0	0	0
<b>1999</b>	0	0	0
<b>2000</b>	0	0	0

### Total Landscape Waste Received (tons): 1998, 1999 & 2000

<b>1998 tons per year</b>	0
<b>1999 tons per year</b>	0
<b>2000 tons per year</b>	0

### 2000 Amounts Used/Sold (cubic yards)

	<b>Composted</b>	<b>Chipped/Shredded</b>
<b>Land Reclamation</b>	0	0
<b>Daily Landfill Cover</b>	0	0
<b>Final Landfill Cover</b>	0	0
<b>Landscaping</b>	0	0
<b>Land Application at Agronomic Rates</b>	0	0
<b>Other</b>	0	0
<b>TOTAL</b>	0	0

### Contacts

#### Owner

Land & Lakes Co.  
123 N. Northwest Highway, P.O. Box 778  
Park Ridge, Ill. 60068  
☎ 847-825-5000

#### Operator

Land & Lakes Co.  
123 N. Northwest Highway, P.O. Box 778  
Park Ridge, Ill. 60068  
☎ 847-825-5000



## Hazel Crest Composting

<b>County</b>	Cook
<b>Municipality</b>	Hazel Crest
<b>Location</b>	2600 W. 170th Place
<b>Location ☎</b>	708-335-9620
<b>Hours of operation</b>	Wed.: 1 p.m. - 7 p.m.; Sat.-Sun.: 9 a.m. - 4 p.m.
<b>Wastes Accepted</b>	Grass, Leaves, Brush*
<b>Owner</b>	Village of Hazel Crest
<b>Operator</b>	Village of Hazel Crest

\*No longer accepts yard waste from other companies

### Facility Facts

<b>Identification number</b>	0311170002
<b>Date/Year Open - Date/Year Closed</b>	6-27-90 -
<b>Permit Expires</b>	5-1-04
<b>Facility Inspected By</b>	Illinois EPA, Des Plaines Regional Office

### Landscape Waste Received (cu. yds): 1998, 1999 & 2000

	<b>Grass cu. yds.</b>	<b>Leaves cu. yds.</b>	<b>Brush cu. yds.</b>
<b>1998</b>	4,109	4,333	2,656
<b>1999</b>	2,834	3,424	1,562
<b>2000</b>	3,976	3,596	1,200*

\*Brush is burned using an air curtain destructor.

### Total Landscape Waste Received (tons): 1998, 1999 & 2000

<b>1998 tons per year</b>	2,909
<b>1999 tons per year</b>	2,319
<b>2000 tons per year</b>	2.5

### 2000 Amounts Used/Sold (cubic yards)

	<b>Composted</b>	<b>Chipped/Shredded</b>
<b>Land Reclamation</b>	0	0
<b>Daily Landfill Cover</b>	0	0
<b>Final Landfill Cover</b>	0	0
<b>Landscaping</b>	4,000*	1,200
<b>Land Application at Agronomic Rates</b>	0	0
<b>Other</b>	0	0
<b>TOTAL</b>	4,000*	1,200

### Contacts

#### Owner

Village of Hazel Crest  
3000 W. 170th Place  
Hazel Crest, Ill. 60429  
☎ 708-335-9600

#### Operator

Village of Hazel Crest  
3000 W. 170th Place  
Hazel Crest, Ill. 60429  
☎ 708-335-9600

## James Park Leaf Compost (Inactive)

<b>County</b>	Cook
<b>Municipality</b>	Evanston
<b>Location</b>	2222 Oakton St.
<b>Location ☎</b>	N/A
<b>Hours of operation</b>	N/A
<b>Wastes Accepted</b>	N/A
<b>Owner</b>	City of Evanston
<b>Operator</b>	City of Evanston

### Facility Facts

<b>Identification number</b>	0310810013
<b>Date/Year Open - Date/Year Closed</b>	8-10-90 - IA*
<b>Permit Expires</b>	8-1-03
<b>Facility Inspected By</b>	Illinois EPA, Des Plaines Regional Office

\*Site inactive in 2000

### Landscape Waste Received (cu. yds): 1998, 1999 & 2000

	Grass cu. yds.	Leaves cu. yds.	Brush cu. yds.
<b>1998</b>	819	5,332	311
<b>1999</b>	836	5,437	317
<b>2000</b>	0	0	0

### Total Landscape Waste Received (tons): 1998, 1999 & 2000

<b>1998 tons per year</b>	1,939
<b>1999 tons per year</b>	1,977
<b>2000 tons per year</b>	0

### 2000 Amounts Used/Sold (cubic yards)

	Composted	Chipped/Shredded
<b>Land Reclamation</b>	0	0
<b>Daily Landfill Cover</b>	0	0
<b>Final Landfill Cover</b>	0	0
<b>Landscaping</b>	0	0
<b>Land Application at Agronomic Rates</b>	0	0
<b>Other</b>	0	0
<b>TOTAL</b>	0	0

### Contacts

#### Owner

City of Evanston  
2100 Ridge Ave.  
Evanston, Ill. 60201  
☎ 847-866-2940

#### Operator

City of Evanston  
2100 Ridge Ave.  
Evanston, Ill. 60201  
☎ 847-866-2940

## Joyce Farms Recycling Inc. (New)

<b>County</b>	Kankakee
<b>Municipality</b>	Essex
<b>Location</b>	13256 W 3000 N. Road
<b>Location ☎</b>	815-426-2133
<b>Hours of operation</b>	Mon. - Fri.: 6 a.m. - 7 p.m.; Sat.: 6 a.m. - noon
<b>Wastes Accepted</b>	Grass, Leaves, Brush, Tree limbs*
<b>Owner</b>	Land Trust #883, Home Star Bank
<b>Operator</b>	Joyce Farms Recycling Inc.

\*No more than 170,000 cu. yds./year may be accepted

### Facility Facts

<b>Identification number</b>	0910355001
<b>Date/Year Open - Date/Year Closed</b>	9-12-00 -
<b>Permit Expires</b>	9-1-05
<b>Facility Inspected By</b>	Kankakee County Health Dept. & Illinois EPA, Des Plaines Regional Office

### Landscape Waste Received (cu. yds): 1998, 1999 & 2000

	<b>Grass cu. yds.</b>	<b>Leaves cu. yds.</b>	<b>Brush cu. yds.</b>
<b>1998</b>	N/A	N/A	N/A
<b>1999</b>	N/A	N/A	N/A
<b>2000</b>	31,400	40,600	11,500

### Total Landscape Waste Received (tons): 1998, 1999 & 2000

<b>1998 tons per year</b>	N/A
<b>1999 tons per year</b>	N/A
<b>2000 tons per year</b>	24,500

### 2000 Amounts Used/Sold (cubic yards)

	<b>Composted</b>	<b>Chipped/Shredded</b>
<b>Land Reclamation</b>	0	0
<b>Daily Landfill Cover</b>	0	0
<b>Final Landfill Cover</b>	0	0
<b>Landscaping</b>	6,250	0
<b>Land Application at Agronomic Rates</b>	0	0
<b>Other</b>	0	0
<b>TOTAL</b>	6,250	0

### Contacts

#### Owner

Land Trust #883, Home Star Bank  
308 Section Line Road  
Manteno, Ill. 60950  
☎ 815-468-2265

#### Operator

Joyce Farms Recycling Inc.  
P.O. Box 129  
Essex, Ill. 60935  
☎ 815-426-2133

## Lake Bluff Municipal #2 Compost Facility

<b>County</b>	Lake
<b>Municipality</b>	Lake Bluff
<b>Location</b>	664 Rockland Road
<b>Location ☎</b>	847-234-0774
<b>Hours of operation</b>	Mon. - Fri.: 7 a.m. - 5 p.m.; Sat.: 7 a.m. - noon
<b>Wastes Accepted</b>	Grass, Leaves, Brush
<b>Owner</b>	Village of Lake Bluff
<b>Operator</b>	DK Recycling Systems Inc.

### Facility Facts

<b>Identification number</b>	0970750002
<b>Date/Year Open - Date/Year Closed</b>	4-2-90 -
<b>Permit Expires</b>	10-1-02
<b>Facility Inspected By</b>	Lake County Health Dept. & Illinois EPA, Des Plaines Regional Office

### Landscape Waste Received (cu. yds): 1998, 1999 & 2000

	<b>Grass cu. yds.</b>	<b>Leaves cu. yds.</b>	<b>Brush cu. yds.</b>
<b>1998</b>	1,148	1,137	382
<b>1999</b>	933	100	311
<b>2000</b>	988	0	330

### Total Landscape Waste Received (tons): 1998, 1999 & 2000

<b>1998 tons per year</b>	744
<b>1999 tons per year</b>	440
<b>2000 tons per year</b>	445

### 2000 Amounts Used/Sold (cubic yards)

	<b>Composted</b>	<b>Chipped/Shredded</b>
<b>Land Reclamation</b>	0	0
<b>Daily Landfill Cover</b>	0	0
<b>Final Landfill Cover</b>	0	0
<b>Landscaping</b>	439	0
<b>Land Application at Agronomic Rates</b>	0	0
<b>Other</b>	0	0
<b>TOTAL</b>	439	0

### Contacts

#### Owner

Village of Lake Bluff  
40 E. Center Ave.  
Lake Bluff, Ill. 60044  
☎ 847-866-2940

#### Operator

DK Recycling Systems Inc.  
21 N. Skokie Highway, Suite 105  
Lake Bluff, Ill. 60044  
☎ 847-234-5499

## Lake Forest Recycling & Compost Center

<b>County</b>	Lake
<b>Municipality</b>	Lake Forest
<b>Location</b>	Route 60; 1381 W. Kennedy Road
<b>Location</b> 📍	N/A
<b>Hours of operation</b>	Mon. - Fri.: 10 a.m. - 4 p.m.
<b>Wastes Accepted</b>	Grass, Leaves, Brush
<b>Owner</b>	City of Lake Forest
<b>Operator</b>	DK Recycling Systems Inc.

### Facility Facts

<b>Identification number</b>	0970800005
<b>Date/Year Open - Date/Year Closed</b>	1993 -
<b>Permit Expires</b>	12-01-02
<b>Facility Inspected By</b>	Lake County Health Dept. & Illinois EPA, Des Plaines Regional Office

### Landscape Waste Received (cu. yds): 1998, 1999 & 2000

	<b>Grass cu. yds.</b>	<b>Leaves cu. yds.</b>	<b>Brush cu. yds.</b>
<b>1998</b>	7,926	7,009	4,488
<b>1999</b>	5,956	5,824	3,369
<b>2000</b>	3,862	4,644	3,128

### Total Landscape Waste Received (tons): 1998, 1999 & 2000

<b>1998 tons per year</b>	5,245
<b>1999 tons per year</b>	4,053
<b>2000 tons per year</b>	2,943

### 2000 Amounts Used/Sold (cubic yards)

	<b>Composted</b>	<b>Chipped/Shredded</b>
<b>Land Reclamation</b>	0	0
<b>Daily Landfill Cover</b>	0	0
<b>Final Landfill Cover</b>	0	0
<b>Landscaping</b>	3,884	0
<b>Land Application at Agronomic Rates</b>	0	0
<b>Other</b>	0	0
<b>TOTAL</b>	3,884	0

### Contacts

#### Owner

City of Lake Forest  
220 E. Deer Path  
Lake Forest, Ill. 60845  
☎ 708-234-3537

#### Operator

DK Recycling Systems Inc.  
21 N. Skokie Highway, Suite 105  
Lake Bluff, Ill. 60044  
☎ 847-234-5499

## Land & Lakes #1 & #2 Compost Facility (Inactive)

<b>County</b>	Cook
<b>Municipality</b>	Chicago
<b>Location</b>	1220 E. 138th St.
<b>Location ☎</b>	773-264-8508
<b>Hours of operation</b>	Mon. - Fri.: 5:30 a.m. - 5 p.m.; Sat.: 5:30 a.m. - 3:30 p.m.
<b>Wastes Accepted</b>	Grass, Leaves, Brush
<b>Owner</b>	MCM Land Co.**
<b>Operator</b>	Land & Lakes Co.

### Facility Facts

<b>Identification number</b>	0316000005
<b>Date/Year Open - Date/Year Closed</b>	2-23-90 - IA*
<b>Permit Expires</b>	2-23-03
<b>Facility Inspected By</b>	Chicago Dept. of Environment & Illinois EPA, Des Plaines Regional Office

\*Site inactive in 2000

### Landscape Waste Received (cu. yds): 1998, 1999 & 2000

	<b>Grass cu. yds.</b>	<b>Leaves cu. yds.</b>	<b>Brush cu. yds.</b>
<b>1998</b>	N/A	N/A	N/A
<b>1999</b>	N/A	N/A	N/A
<b>2000</b>	N/A	N/A	N/A

### Total Landscape Waste Received (tons): 1998, 1999 & 2000

<b>1998 tons per year</b>	2,743
<b>1999 tons per year</b>	2,616
<b>2000 tons per year</b>	0

### 2000 Amounts Used/Sold (cubic yards)

	<b>Composted</b>	<b>Chipped/Shredded</b>
<b>Land Reclamation</b>	0	0
<b>Daily Landfill Cover</b>	0	0
<b>Final Landfill Cover</b>	0	0
<b>Landscaping</b>	0	0
<b>Land Application at Agronomic Rates</b>	0	0
<b>Other</b>	0	0
<b>TOTAL</b>	0	0

### Contacts

#### Owner

MCM Land Co.\*\*  
123 N. Northwest Highway, P.O. Box 778  
Park Ridge, Ill. 60068  
☎ 847-825-5000

#### Operator

Land & Lakes Co.  
123 N. Northwest Highway, P.O. Box 778  
Park Ridge, Ill. 60068  
☎ 847-825-5000

\*\*A subsidiary of Land & Lakes Co.

## Land & Lakes #5 Compost Facility

<b>County</b>	Lake
<b>Municipality</b>	Deerfield
<b>Location</b>	21488 N. Milwaukee
<b>Location ☎</b>	847-520-1857
<b>Hours of operation</b>	Mon. - Fri.: 7 a.m. - 3 p.m.; Sat.: 6 a.m. - 2 p.m.
<b>Wastes Accepted</b>	Grass, Leaves, Brush, Tree limbs
<b>Owner</b>	Prairie Recreational Developments Inc.
<b>Operator</b>	Land & Lakes Co.

### Facility Facts

<b>Identification number</b>	0978120004
<b>Date/Year Open - Date/Year Closed</b>	4-2-90 -
<b>Permit Expires</b>	3-26-03
<b>Facility Inspected By</b>	Lake County Health Dept. & Illinois EPA, Des Plaines Regional Office

### Landscape Waste Received (cu. yds): 1998, 1999 & 2000

	<b>Grass cu. yds.</b>	<b>Leaves cu. yds.</b>	<b>Brush cu. yds.</b>
<b>1998</b>	N/A	N/A	N/A
<b>1999</b>	N/A	N/A	N/A
<b>2000</b>	N/A*	N/A*	N/A*

\*Landscape waste components not itemized

### Total Landscape Waste Received (tons): 1998, 1999 & 2000

<b>1998 tons per year</b>	32,560
<b>1999 tons per year</b>	28,775
<b>2000 tons per year</b>	27,978*

\*Used conversion factor of 500 pounds per cubic yard.

### 2000 Amounts Used/Sold (cubic yards)

	<b>Composted</b>	<b>Chipped/Shredded</b>
<b>Land Reclamation</b>	0	0
<b>Daily Landfill Cover</b>	0	0
<b>Final Landfill Cover</b>	0	0
<b>Landscaping</b>	27,058	1,846
<b>Land Application at Agronomic Rates</b>	1,855	0
<b>Other</b>	0	235*
<b>TOTAL</b>	28,913	2,081

\*Wood chips

### Contacts

#### Owner

Prairie Recreational Developments Inc.  
123 N. Northwest Highway, P.O. Box 778  
Park Ridge, Ill. 60068  
☎ 847-825-5000

#### Operator

Land & Lakes Co.  
123 N. Northwest Highway, P.O. Box 778  
Park Ridge, Ill. 60068  
☎ 847-825-5000

## Land & Lakes/Willow Ranch Compost Facility

<b>County</b>	Will
<b>Municipality</b>	Romeoville
<b>Location</b>	1371 N. Joliet Road
<b>Location ☎</b>	630-739-0398
<b>Hours of operation</b>	Mon. - Fri.: 7 a.m. - 3:30 p.m.
<b>Wastes Accepted</b>	Grass, Leaves, Brush, Tree limbs
<b>Owner</b>	LaSalle Bank of North America
<b>Operator</b>	Land & Lakes Yard Waste Reclamation Inc.

### Facility Facts

<b>Identification number</b>	1978030003
<b>Date/Year Open - Date/Year Closed</b>	4-2-90 -
<b>Permit Expires</b>	7-31-02
<b>Facility Inspected By</b>	Will County Waste Services Division & Illinois EPA, Des Plaines Regional Office

### Landscape Waste Received (cu. yds): 1998, 1999 & 2000

	<b>Grass cu. yds.</b>	<b>Leaves cu. yds.</b>	<b>Brush cu. yds.</b>
<b>1998</b>	N/A	N/A	N/A
<b>1999</b>	N/A	N/A	N/A
<b>2000</b>	N/A*	N/A*	N/A*

\*Landscape waste components not itemized

### Total Landscape Waste Received (tons): 1998, 1999 & 2000

<b>1998 tons per year</b>	6,218
<b>1999 tons per year</b>	10,437
<b>2000 tons per year</b>	10,494

### 2000 Amounts Used/Sold (cubic yards)

	<b>Composted</b>	<b>Chipped/Shredded</b>
<b>Land Reclamation</b>	0	0
<b>Daily Landfill Cover</b>	0	0
<b>Final Landfill Cover</b>	0	0
<b>Landscaping</b>	2,624	0
<b>Land Application at Agronomic Rates</b>	0	0
<b>Other</b>	0	0
<b>TOTAL</b>	2,624	0

### Contacts

#### Owner

LaSalle Bank of North America  
2355 S. Arlington Heights Road  
Arlington Heights, Ill. 60005  
☎ 847-545-5481

#### Operator

Land & Lakes Yard Waste Reclamation Inc.  
P.O. Box 778  
Park Ridge, Ill. 60068  
☎ 847-825-5000



## LDK Compost\*

<b>County</b>	Lake
<b>Municipality</b>	Lake Bluff
<b>Location</b>	30010 N. Skokie Hwy.
<b>Location</b> 📍	N/A
<b>Hours of operation</b>	Mon. - Fri.: 7 a.m. - 5 p.m.; Sat.: 7 a.m. - noon
<b>Wastes Accepted</b>	Grass, Leaves, Brush
<b>Owner</b>	MBL Development
<b>Operator</b>	LDK Composting Inc.

\*Also known as DK Lenzini Compost Site

### Facility Facts

<b>Identification number</b>	0971250014
<b>Date/Year Open - Date/Year Closed</b>	7-26-89 -
<b>Permit Expires</b>	7-26-02
<b>Facility Inspected By</b>	Lake County Health Dept. & Illinois EPA, Des Plaines Regional Office

### Landscape Waste Received (cu. yds): 1998, 1999 & 2000

	<b>Grass cu. yds.</b>	<b>Leaves cu. yds.</b>	<b>Brush cu. yds.</b>
<b>1998</b>	15,761	21,162	7,864
<b>1999</b>	15,725	32,362	10,676
<b>2000</b>	19,396	27,615	12,104

### Total Landscape Waste Received (tons): 1998, 1999 & 2000

<b>1998 tons per year</b>	11,716
<b>1999 tons per year</b>	14,364
<b>2000 tons per year</b>	15,097

### 2000 Amounts Used/Sold (cubic yards)

	<b>Composted</b>	<b>Chipped/Shredded</b>
<b>Land Reclamation</b>	0	0
<b>Daily Landfill Cover</b>	0	0
<b>Final Landfill Cover</b>	0	0
<b>Landscaping</b>	19,690	0
<b>Land Application at Agronomic Rates</b>	0	0
<b>Other</b>	0	0
<b>TOTAL</b>	19,690	0

### Contacts

#### Owner

MBL Development  
200 Industrial Drive  
Lincolnshire, Ill. 60069  
☎ 847-634-9561

#### Operator

LDK Composting Inc.  
21 N. Skokie Highway, Suite 105  
Lake Bluff, Ill. 60044  
☎ 847-234-5499

## River Bend Prairie Compost Facility (Inactive)\*

<b>County</b>	Cook
<b>Municipality</b>	Dolton
<b>Location</b>	801 E. 138th St.
<b>Location ☎</b>	773-264-8508
<b>Hours of operation</b>	N/A
<b>Wastes Accepted</b>	N/A
<b>Owner</b>	Land & Lakes Co.
<b>Operator</b>	Land & Lakes Co.

\*Site not used at this time, but has a valid permit.

### Facility Facts

<b>Identification number</b>	0310690003
<b>Date/Year Open - Date/Year Closed</b>	Never opened
<b>Permit Expires</b>	2-22-03
<b>Facility Inspected By</b>	Illinois EPA, Des Plaines Regional Office

### Landscape Waste Received (cu. yds): 1998, 1999 & 2000

	<b>Grass cu. yds.</b>	<b>Leaves cu. yds.</b>	<b>Brush cu. yds.</b>
<b>1998</b>	0	0	0
<b>1999</b>	0	0	0
<b>2000</b>	0	0	0

### Total Landscape Waste Received (tons): 1998, 1999 & 2000

<b>1998 tons per year</b>	0
<b>1999 tons per year</b>	0
<b>2000 tons per year</b>	0

### 2000 Amounts Used/Sold (cubic yards)

	<b>Composted</b>	<b>Chipped/Shredded</b>
<b>Land Reclamation</b>	0	0
<b>Daily Landfill Cover</b>	0	0
<b>Final Landfill Cover</b>	0	0
<b>Landscaping</b>	0	0
<b>Land Application at Agronomic Rates</b>	0	0
<b>Other</b>	0	0
<b>TOTAL</b>	0	0

### Contacts

#### Owner

Land & Lakes Co.  
123 N. Northwest Highway, P.O. Box 778  
Park Ridge, Ill. 60068  
☎ 847-825-5000

#### Operator

Land & Lakes Co.  
123 N. Northwest Highway, P.O. Box 778  
Park Ridge, Ill. 60068  
☎ 847-825-5000

## Starlight Drive-in Compost Facility

<b>County</b>	Kankakee
<b>Municipality</b>	Kankakee
<b>Location</b>	3200 E. Court Street
<b>Location</b> ☎	N/A
<b>Hours of operation</b>	N/A
<b>Wastes Accepted</b>	Brush
<b>Owner</b>	City of Kankakee
<b>Operator</b>	City of Kankakee

### Facility Facts

<b>Identification number</b>	0918045001
<b>Date/Year Open - Date/Year Closed</b>	3-18-98 -
<b>Permit Expires</b>	3-01-03
<b>Facility Inspected By</b>	Kankakee County Health Dept. & Illinois EPA, Des Plaines Regional Office

### Landscape Waste Received (cu. yds): 1998, 1999 & 2000

	<b>Grass cu. yds.</b>	<b>Leaves cu. yds.</b>	<b>Brush cu. yds.</b>
<b>1998</b>	0	0	6,492
<b>1999</b>	0	0	7,273
<b>2000</b>	0	0	3,261

### Total Landscape Waste Received (tons): 1998, 1999 & 2000

<b>1998 tons per year</b>	22
<b>1999 tons per year</b>	24
<b>2000 tons per year</b>	10.9

### 2000 Amounts Used/Sold (cubic yards)

	<b>Composted</b>	<b>Chipped/Shredded</b>
<b>Land Reclamation</b>	0	0
<b>Daily Landfill Cover</b>	0	0
<b>Final Landfill Cover</b>	0	0
<b>Landscaping</b>	0	3,343
<b>Land Application at Agronomic Rates</b>	0	0
<b>Other</b>	0	0
<b>TOTAL</b>	0	3,343

### Contacts

#### Owner

City of Kankakee  
401 W. Oak St.  
Kankakee, Ill. 60901  
☎ 815-933-0472

#### Operator

City of Kankakee  
401 W. Oak St.  
Kankakee, Ill. 60901  
☎ 815-933-0472

## Thelen Sand & Gravel

<b>County</b>	McHenry
<b>Municipality</b>	Fox Lake
<b>Location</b>	28955 W. Route 173-B
<b>Location ☎</b>	847-395-3313
<b>Hours of operation</b>	Mon. - Fri.: 6 a.m. - 6 p.m.
<b>Wastes Accepted</b>	Grass, Leaves, Brush, Organics*
<b>Owner</b>	Thelen Sand & Gravel
<b>Operator</b>	Thelen Sand & Gravel

\*Maximum received 23,372 tons/year of organic wastes.

### Facility Facts

<b>Identification number</b>	1114200001
<b>Date/Year Open - Date/Year Closed</b>	8-2-96 -
<b>Permit Expires</b>	4-1-05
<b>Facility Inspected By</b>	McHenry County Health Dept. & Illinois EPA, Des Plaines Regional Office

### Landscape Waste Received (cu. yds): 1998, 1999 & 2000

	<b>Grass cu. yds.</b>	<b>Leaves cu. yds.</b>	<b>Brush cu. yds.</b>
<b>1998</b>	59,361	36,810	10,475
<b>1999</b>	71,187	55,334	3,725
<b>2000</b>	79,410*	47,300*	15,885

\*3,502 Yards = Grass/Leaves Mix

### Total Landscape Waste Received (tons): 1998, 1999 & 2000

<b>1998 tons per year</b>	34,244
<b>1999 tons per year</b>	41,140
<b>2000 tons per year</b>	43,257

### 2000 Amounts Used/Sold (cubic yards)

	<b>Composted</b>	<b>Chipped/Shredded</b>
<b>Land Reclamation</b>	0	0
<b>Daily Landfill Cover</b>	0	0
<b>Final Landfill Cover</b>	0	0
<b>Landscaping</b>	25,652	0
<b>Land Application at Agronomic Rates</b>	0	0
<b>Other</b>	0	0
<b>TOTAL</b>	25,652	0

### Contacts

#### Owner

Thelen Sand & Gravel  
28955 W. Route 173-B  
Antioch, Ill. 60002  
☎ 847-395-3313

#### Operator

Thelen Sand & Gravel  
28955 W. Route 173-B  
Antioch, Ill. 60002  
☎ 847-395-3313

## Willow Ranch Composting Facility

<b>County</b>	Will
<b>Municipality</b>	Romeoville
<b>Location</b>	1371 N. Joliet Road
<b>Location ☎</b>	630-739-0398
<b>Hours of operation</b>	Mon. - Fri.: 7 a.m. - 3:30 p.m.
<b>Wastes Accepted</b>	Grass, Leaves, Brush, Tree limbs
<b>Owner</b>	LaSalle Bank of North America
<b>Operator</b>	Land & Lakes Yard Waste Reclamation Inc.

### Facility Facts

<b>Identification number</b>	1970100001
<b>Date/Year Open - Date/Year Closed</b>	7-28-89 -
<b>Permit Expires</b>	7-31-02
<b>Facility Inspected By</b>	Will County Waste Services Division & Illinois EPA, Des Plaines Regional Office

### Landscape Waste Received (cu. yds): 1998, 1999 & 2000

	<b>Grass cu. yds.</b>	<b>Leaves cu. yds.</b>	<b>Brush cu. yds.</b>
<b>1998</b>	N/A	N/A	N/A
<b>1999</b>	N/A	N/A	N/A
<b>2000</b>	N/A*	N/A*	N/A*

\*Landscape waste components not itemized

### Total Landscape Waste Received (tons): 1998, 1999 & 2000

<b>1998 tons per year</b>	9,326
<b>1999 tons per year</b>	15,655
<b>2000 tons per year</b>	15,742

### 2000 Amounts Used/Sold (cubic yards)

	<b>Composted</b>	<b>Chipped/Shredded</b>
<b>Land Reclamation</b>	0	0
<b>Daily Landfill Cover</b>	0	0
<b>Final Landfill Cover</b>	0	0
<b>Landscaping</b>	3,937	0
<b>Land Application at Agronomic Rates</b>	0	0
<b>Other</b>	0	0
<b>TOTAL</b>	3,937	0

### Contacts

#### Owner

LaSalle Bank of North America  
2355 S. Arlington Heights Road  
Arlington Heights, Ill. 60005  
☎ 847-545-5481

#### Operator

Land & Lakes Yard Waste Reclamation Inc.  
P.O. Box 778  
Park Ridge, Ill. 60068  
☎ 847-825-5000

## Winnetka Municipal Compost Facility (now closed)\*

<b>County</b>	Cook
<b>Municipality</b>	Winnetka
<b>Location</b>	1390 Willow Road
<b>Location ☎</b>	847-234-5499
<b>Hours of operation</b>	Mon. - Fri.: 7 a.m. - 3:30 p.m.
<b>Wastes Accepted</b>	Grass, Leaves, Brush
<b>Owner</b>	Village of Winnetka
<b>Operator</b>	DK Recycling Systems Inc.

\*Closed as of 4-1-01

### Facility Facts

<b>Identification number</b>	0313330001
<b>Date/Year Open - Date/Year Closed</b>	2-26-90 - 4-1-01
<b>Permit Expires</b>	10-31-02
<b>Facility Inspected By</b>	Illinois EPA, Des Plaines Regional Office

### Landscape Waste Received (cu. yds): 1998, 1999 & 2000

	<b>Grass cu. yds.</b>	<b>Leaves cu. yds.</b>	<b>Brush cu. yds.</b>
<b>1998</b>	2,365	12,325	1,659
<b>1999</b>	1,987	15,007	1,390
<b>2000</b>	2,042	14,654	1,240

### Total Landscape Waste Received (tons): 1998, 1999 & 2000

<b>1998 tons per year</b>	3,660
<b>1999 tons per year</b>	4,005
<b>2000 tons per year</b>	3,934

### 2000 Amounts Used/Sold (cubic yards)

	<b>Composted</b>	<b>Chipped/Shredded</b>
<b>Land Reclamation</b>	0	0
<b>Daily Landfill Cover</b>	0	0
<b>Final Landfill Cover</b>	0	0
<b>Landscaping</b>	5,961	0
<b>Land Application at Agronomic Rates</b>	0	0
<b>Other</b>	0	0
<b>TOTAL</b>	5,961	0

### Contacts

#### Owner

Village of Winnetka  
510 Green Bay Road  
Winnetka, Ill. 60093  
☎ 847-501-6000 x126

#### Operator

DK Recycling Systems Inc.  
21 N. Skokie Highway, Suite 105  
Lake Bluff, Ill. 60044  
☎ 847-234-5499

## Region Three: Peoria/Quad Cities

# Landfills Transfer Stations Compost Facilities



*The state's largest landfill, Spoon Ridge Landfill, Fairview became inactive on June 30, 1998 and has 130.5 million cubic yards of capacity, 18 percent of the State's total*

This page left blank intentionally

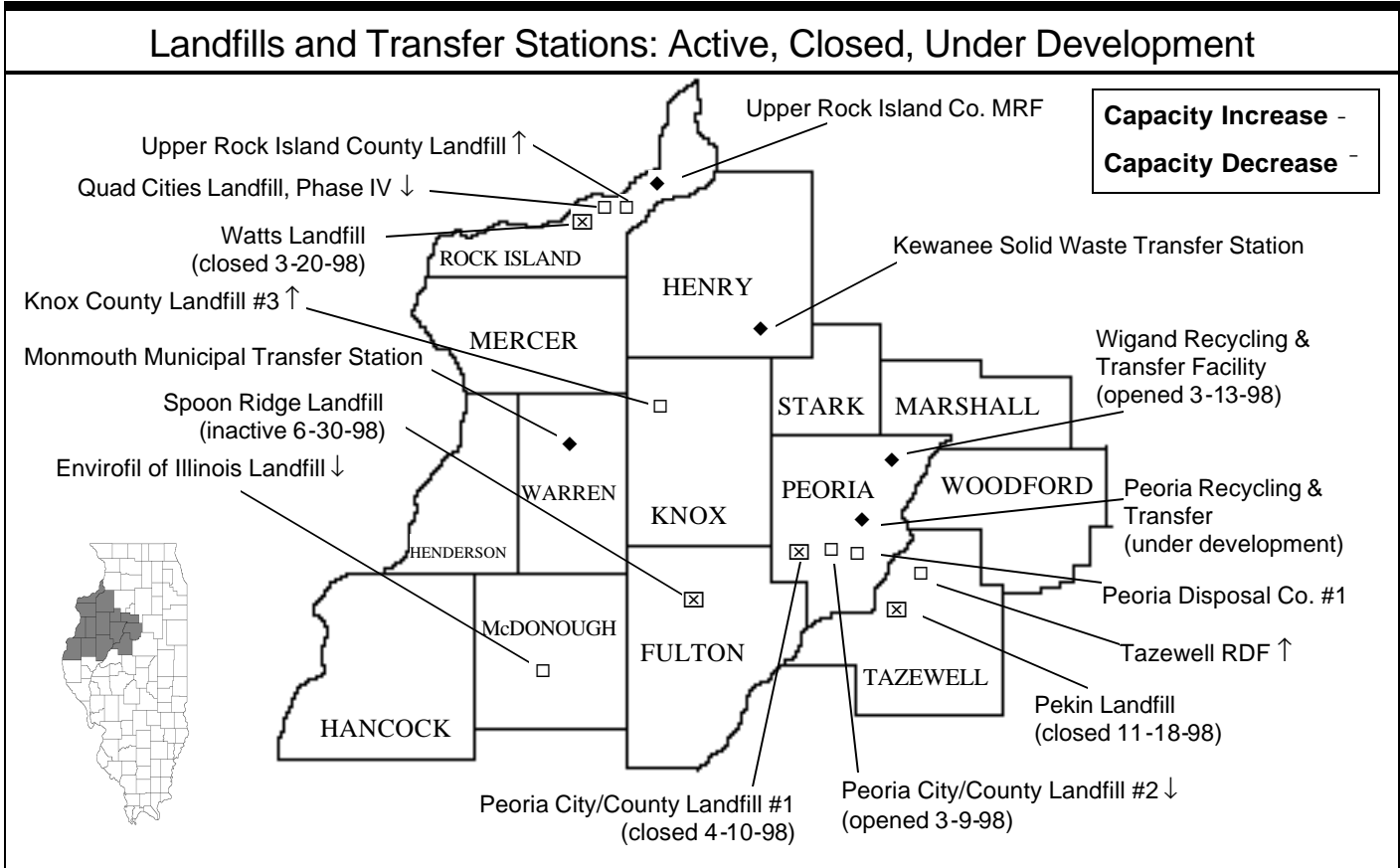
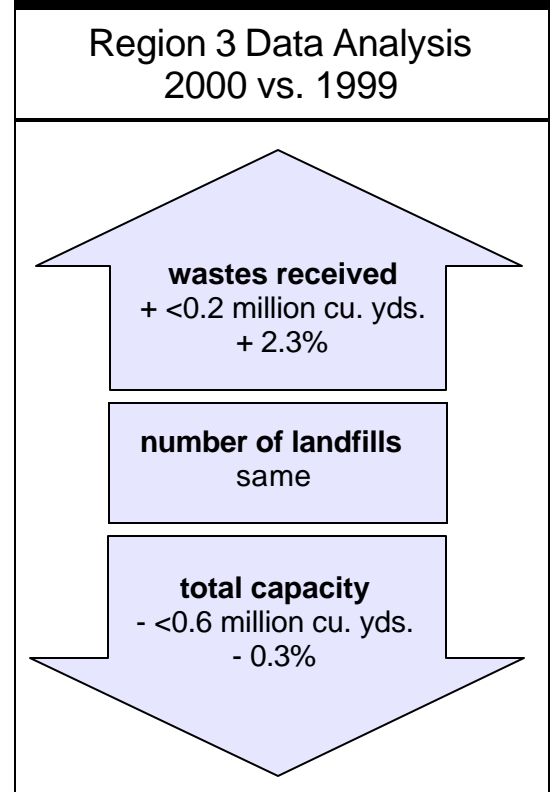


**L**ANDFILLS IN REGION THREE ACCOUNTED FOR 24.2 PERCENT OF the more than 743.4 million gate cubic yards of capacity statewide on Jan. 1, 2001, the highest in the state. The region's facilities reported 179.7 million gate cubic yards, or less than one percent less than last year's total of 180.3 million gate cubic yards. Landfill capacity statewide decreased 6.2 percent. Tazewell RDF and Upper Rock Island Co. Landfill ranked in the top 15 (10<sup>th</sup> and 13<sup>th</sup> respectively) of the State's landfills in terms of waste disposed in 2000.

The State's largest landfill, Spoon Ridge Landfill in Fairview, housed 73 percent of the capacity in the region, translating to 18 percent of the capacity in the State. This landfill received a development permit for an expansion in December of 1997, yet ceased accepting waste on June 30, 1998. It ranked 53<sup>rd</sup> in terms of wastes received in 2000, yet number one in the State in terms of remaining capacity.

**Certified capacity is not always "available"**

In the case of Spoon Ridge Landfill and Sangamon Valley Landfill in Region 5, the amount of capacity at their site(s), is unavailable to waste haulers. Some landfills, for business reasons, close their gates. In other cases, new owners have bought transfer stations and transferred waste to landfills owned by their company which are drawing near to closure.



<b>Counties</b>	<b>14</b>
<b>Area (square miles)</b>	<b>8,170</b>
<b>Population (est.)</b>	<b>761,207</b>
<b>Landfill life expectancy</b>	
<b>Years remaining</b>	<b>40 ♦</b>
<b>Landfills</b>	
<b>New in 2000</b>	<b>0</b>
<b>Active in 2000</b>	<b>8</b>
<b>Closed in 1998</b>	<b>4</b>
<b>Opened in 1998</b>	<b>1</b>
<b>Open after 2002</b>	<b>8</b>
<b>Transfer Stations</b>	
<b>Under Development in 2000</b>	<b>1</b>
<b>New in 1998</b>	<b>1</b>
<b>Active in 2000</b>	<b>4</b>
<b>Compost facilities</b>	
<b>Active in 2000</b>	<b>5</b>
♦Total remaining capacity (from table below) divided by total wastes accepted. Tells how long the region may be served by local landfills at current disposal rates, barring capacity adjustments, until capacity is depleted.	

Sangamon Valley Landfill's new owners, Allied Waste are in the process of remedying violations to the Illinois Environmental Protection Act and state regulations under its prior owner prior to re-opening. They ceased accepting waste indefinitely until such problems can be solved to the satisfaction of local and state inspectors and legal counsel.

Be assured that only those sites which are permitted by this Agency to operate are accepting waste at any given time.

### Voluntary and involuntary landfill closures in 1998

Peoria City/County Landfill #1 reached capacity limits and closed its gates on April 10, 1998. The facility is expected to complete construction of the landfill's cap and closure certification was approved with permit modification #11 on May 18, 1999.

Pekin Landfill closed on Nov. 18, 1998. Watts Landfill ceased accepting waste on March 20, 1998. Neither of these landfills have certified their closures.

All of the other active landfills expect to remain open after 2002.

### New landfill opened near Peoria in 1998

Peoria City/County Landfill #2 began taking wastes on March 9, 1998. The new facility has a design capacity of 7.5 million airspace cubic yards. It ranks number 20 in terms of capacity remaining as of Jan. 1, 2001.

## Landfills: Wastes Accepted 2000; Remaining Capacities Jan. 1, 2001

	Municipality	County	Wastes		Capacity		Disp. Area Acres	Close Year
			Cu. Yds.	Rank <sup>1</sup>	Cu. Yds.	Rank <sup>2</sup>		
Envirofil of Illinois Landfill ♦	Macomb	McDonough	409,237	28	1,361,000	40	53.08	2003
Knox County Landfill #3 ♦	Oneida	Knox	268,560	37	1,806,000	35	42	2007
<b>CLOSED</b> Pekin Landfill <sup>4</sup>	Pekin	Tazewell	0	N/A	0	N/A	46.8	1998
<b>CLOSED</b> Peoria City/County LF#1 <sup>5</sup>	Edwards	Peoria	0	N/A	0	N/A	102	1998
Peoria City/County Landfill #2 <sup>6</sup>	Brimfield	Peoria	529,518	25	10,576,000	20	60	2021
Peoria Disposal Co. #1 ♦	Peoria	Peoria	157,408	46	1,074,000	41	74	2007
Quad Cities Landfill, Phase IV <sup>7</sup>	Milan	Rock Island	819,814	20	12,150,000	18	67.76	2016
<b>INACTIVE</b> Spoon Ridge Landfill	Fairview	Fulton	10	53	130,465,000	1	372	2046
Tazewell Recyc. and Disp. Facility	East Peoria	Tazewell	1,190,980	10	3,601,000	32	42	2004
Upper Rock Island County Landfill ♦	East Moline	Rock Island	1,079,030	13	18,694,000	14	96.8	2018
Watts Landfill <sup>8</sup>	Taylor Ridge	Rock Island	0	N/A	0	N/A	77	1998
<b>Total</b>			<b>4,454,557</b>		<b>179,727,000</b>			

♦Five landfills accepted out-of-state wastes during 2000 totaling 970,487 cubic yards, or 21.8% of the region's total.

<sup>1</sup> Standing among 53 landfills that accepted wastes during 2000.

<sup>2</sup> Standing among 53 landfills that reported capacity as of Jan. 1, 2001.

<sup>3</sup> Permit under review for a vertical expansion of 3.6 million cubic yards.

<sup>4</sup> Ceased accepting waste on 11-18-98; certificate of closure pending.

<sup>5</sup> Ceased accepting waste 4-10-98; certificate of closure approved with permit modification #11 on 5-18-99.

<sup>6</sup> Facility opened 3-9-98.

<sup>7</sup> New owner/operator as of 9-29-00.

<sup>8</sup> Permit revoked 2-5-98; facility ceased accepting waste 3-20-98.

The new landfill will be operated by Waste Management of Illinois Inc., whereas Peoria City/County Landfill #1 had been managed by a subsidiary of Peoria Disposal Co. (PDC). Subsidiaries of PDC operate Clinton Landfill #2 and Pike County Landfill also.

PDC's 74-acre facility in Peoria is unique: It was one of the state's two active, commercial hazardous waste landfills in 2000. (CID Recycling and Disposal Facility #4, in Chicago, also holds a permit to accept hazardous waste.)

### **Spoon Ridge Landfill's capacity not available**

The Agency granted Spoon Ridge Landfill, near Fairview, a permit in December 1997, that would allow the facility's owner and operator to expand the disposal area from 80 to 372 acres total landfill area from 995 to 1,038 acres, and raise peak elevation from 813.5 to 915 feet. With a design capacity of 84.6 million airspace cubic yards, the facility has become the state's largest landfill.

Six months later, the owners made an abrupt change when plans were announced to temporarily close Spoon Ridge on June 30, 1998, for one to three years as part of a nationwide effort to cut costs. The landfills owners said, in published reports, they would use the time to continue developing transfer stations and securing waste contracts that will eventually allow wastes from greater Chicago area and southeastern Wisconsin to be transported to Spoon Ridge. No estimate for time to re-open is available from the owner.

### **Delegated inspections performed in Tazewell County**

The Illinois EPA has delegated inspection authority to Tazewell County Health Department for duties usually performed by the Agency's field office, such as investigating all reports of open dumping and other land pollution incidents, and for inspecting the county's one active landfill and one compost facility.

### **Transfer station activity increased more than 45 percent. . .**

Two municipally owned and operated transfer stations handled almost 20,000 tons of waste, an amount equal to less than half of one percent of municipal solid wastes landfilled in the region during 2000. The change from 1999 to 2000 was a 45 percent increase due to Wigand becoming more active.

## **Questions and Complaints**

Illinois EPA Region Three field office personnel investigate reports of suspected illegal waste disposal, and inspect the region's landfills, transfer stations and compost facilities, except in **Tazewell County**, where joint responsibility has been delegated to a local authority.

Questions or complaints concerning pollution control facilities, open dumping or other incidents should be directed to the office having jurisdiction over the site:

**Illinois EPA**  
**5415 N. University St.**  
**Peoria, Ill. 61614**  
**Phone: 309-693-5462**  
**Fax: 309-693-5467**

**Tazewell County Health Department**  
**21306 Illinois Route 9**  
**Tremont, Ill. 61568-9252**  
**Phone: 309-477-2223 Ext. 221**  
**Fax: 309-925-4381**

### **Transfer Stations: Wastes Handled 2000**

	<b>Municipality</b>	<b>County</b>	<b>Tons</b>
Kewanee Solid Waste.	Kewanee	Henry	10,000
Monmouth Municipal	Monmouth	Warren	2,927
Peoria Recycl. & Trans. <sup>1</sup>	Peoria	Peoria	N/A
Upper Rock Isl. Co. MRF	East Moline	Rock Island	N/A
Wigand <sup>2</sup>	Chillicothe	Peoria	6,903
<b>Total</b>			<b>19,830</b>

<sup>1</sup> Dev. permit issued 7-26-00. <sup>2</sup> Opened 3-13-98.

## Municipal Waste Management Plans

The Solid Waste Planning and Recycling Act requires all Illinois counties and the city of Chicago to develop, adopt and implement 20-year municipal waste management plans.

Plans include programs and recommendations to achieve solid waste management goals, which typically include waste reduction, recycling, incineration and landfilling as program options.

The law requires each plan to include a program designed to recycle 15 percent of municipal wastes by the end of the third year of the program and 25 percent of municipal wastes by the end of the fifth year, depending upon the availability of markets.

Every five years each plan must identify changes in planning areas, evaluate progress in plan implementation and, if necessary, revise plan recommendations and goals. The county also has the option of updating its solid waste generation rate. The plan is then submitted to the Illinois EPA for review and comment.

Five year plan updates have been adopted by Fulton, Henderson, Henry, Knox, Marshall, McDonough, Mercer, Peoria, Rock Island, Stark, Tazewell, Warren and Woodford counties. Ten year plan updates have been adopted by Peoria, Rock Island and Tazewell counties.

Questions concerning these plans and their availability should be directed to the appropriate local administrators listed in Appendix K of this report.

**Details concerning Region Three landfills, transfer stations, and compost facilities follow on pages R3.5 through R3.25.**

## ... but composting increased 11 percent

Five of the region's compost facilities processed more than 12,000 tons of landscape wastes during 2000, an 11 percent increase from 1999.

Compost Facilities: Wastes Accepted 2000			
	Municipality	County	Tons
Knox County Landfill	Wataga	Knox	4,318
Monmouth Municipal	Monmouth	Warren	2,941
Pekin Composting	Pekin	Tazewell	2,013
Peoria City/Co. LF #1	Brimfield	Peoria	959
Upper Rock Island Co.	East Moline	Rock Island	2,098
<b>Total</b>			<b>12,329</b>

## Recycling rates range from two to 59 percent

While the Agency does not regulate recycling, it does survey recycling coordinators statewide. Those in Region Three reported recycling rates ranging from two to 59 percent. However, recycling data from five counties is out-of-date. Thus, the regional average recycling rate of 26.3 percent cannot correctly be viewed at the average rate for 2000. ♦

Municipal Wastes Recycled					
County	Estimated Population	Waste Generated		Waste Recycled	
		Tons	PCD	Tons	Percent
Fulton	37,788	26,377	3.8	2,495	9.5
Hancock	21,146	15,602	4.0	280	2.0
Henderson <sup>1 &amp; 2</sup>	8,637	7,881	5.0	1,957	24.8
Henry <sup>1 &amp; 2</sup>	51,453	33,000	3.5	2,522	8.0
Knox <sup>1 &amp; 2</sup>	56,400	55,489	5.4	11,096	20.0
Marshall <sup>1</sup>	13,180	9,621	4.0	1,684	17.5
McDonough <sup>1</sup>	34,086	8,001	1.3	3,020	37.0
Mercer <sup>1</sup>	17,444	4,565	1.4	568	12.0
Peoria <sup>2</sup>	182,600	348,605	10.5	129,315	37.0
Rock Island	149,374	223,538	8.2	48,176	21.5
Stark <sup>1</sup>	6,332	3,467	3.0	301	8.7
Tazewell	128,521	148,936	6.4	37,459	25.2
Warren <sup>1</sup>	18,777	8,419	2.5	5,044	59.0
Woodford	35,469	39,486	6.1	1,274	3.2
<b>Totals</b>	<b>761,207</b>	<b>932,987</b>	<b>6.7</b>	<b>245,191</b>	<b>26.3%<sup>3</sup></b>

<sup>1</sup> Has residential recycling ordinance.  
<sup>2</sup> Has commercial recycling ordinance.  
<sup>3</sup> Regional average.

## Envirofil of Illinois Landfill

<b>County</b>	McDonough
<b>Municipality</b>	Macomb
<b>Location</b>	13998 E. 1400th St.
<b>Location ☎</b>	309-833-4779
<b>Hours of operation</b>	Mon.-Fri.: 7 a.m. - 4 p.m.; Sat.: 8 a.m. - 11:30 a.m.
<b>Wastes accepted</b>	Municipal, nonhazardous special, C & D debris
<b>Tipping fee</b>	\$26 per ton
<b>Owner</b>	Envirofil of Illinois Inc.**
<b>Operator</b>	Envirofil of Illinois Inc.**

### Facility Facts

<b>Identification number</b>	1098100003
<b>Design capacity, airspace cu.yds.</b>	1,751,040
<b>Total permitted landfill area, acres</b>	156.1
<b>Permitted disposal area, acres</b>	53.08*
<b>Highest permitted elevation, feet (msl)</b>	744
<b>Leachate monitoring stations</b>	9
<b>Groundwater monitoring wells</b>	23
<b>Methane collection system</b>	Utility landfill gas flare
<b>Years remaining, estimated by landfill</b>	3
<b>Date/year to open C date/year to close</b>	1974 - 2003

\*Mod. #6 approved expansion of the facility boundary to include the 80.44 ac. parcel north of the disposal area; lateral expansion's footprint is 11.4 ac.

### Wastes Received: 1998, 1999, 2000

	TOTAL WASTES ACCEPTED			OUT-OF-STATE WASTES ACCEPTED		
	gate cu. yds	tons	tons/day	gate cu/yds.	tons	% of total
<b>1998</b>	378,606	114,729	441	19,225	5,826	5
<b>1999</b>	348,857	105,714	407	2,723	825	1
<b>2000</b>	409,237	124,011	477	1,021	309	1
1998 State of Origin: Illinois, Iowa		1999 State of Origin: Illinois, Iowa		2000 State of Origin: Illinois, Iowa		

### Remaining Capacities: Jan. 1, 2000, and Jan. 1, 2001

<b>2000 certified gate cu. yds. (tons)</b>	1,511,000	( 458,000)
<b>2001 certified gate cu. yds. (tons)</b>	1,361,000	( 413,000)

### Audits and Inspections

<b>Solid Waste Mgt. Fees paid in 2000</b>	\$97,867
<b>Last audited by Illinois EPA</b>	3-24-98 & 4-18-00
<b>Facility inspected by</b>	Illinois EPA, Peoria Regional Office

### Contacts

Owner	Operator
Envirofil of Illinois Inc.** 13998 E. 1400th St., P.O. Box 375 Macomb, Ill. 61455 Contact: Dan Erni ☎ 309-824-3942 x103	Envirofil of Illinois Inc.** 13998 E. 1400th St., P.O. Box 375 Macomb, Ill. 61455 Contact: Dan Erni ☎ 309-824-3942 x103

\*\*A subsidiary of Waste Management of Illinois, Inc., Waste Management Inc. Midwest, 1001 Fannin, Suite 4000, Houston, Texas 77002 \* 713-512-6200

### Knox County Landfill #3

<b>County</b>	Knox
<b>Municipality</b>	Oneida
<b>Location</b>	996 Knox Road 2150 East
<b>Location ☎</b>	309-343-3121
<b>Hours of operation</b>	Mon.-Fri.: 8 a.m. - 4 p.m.; Sat.: 8 a.m. - noon
<b>Wastes accepted</b>	Municipal, nonhazardous special, C & D debris
<b>Tipping fee</b>	\$22.50 per ton
<b>Owner</b>	Knox County Landfill Committee
<b>Operator</b>	Knox County Landfill #3

#### Facility Facts

<b>Identification number</b>	0958160003
<b>Design capacity, airspace cu.yds.</b>	1,800,000
<b>Total permitted landfill area, acres</b>	139.7
<b>Permitted disposal area, acres</b>	42
<b>Highest permitted elevation, feet (msl)</b>	845
<b>Leachate monitoring stations</b>	1
<b>Groundwater monitoring wells</b>	8
<b>Methane collection system</b>	Under development
<b>Years remaining, estimated by landfill</b>	7*
<b>Date/year to open C date/year to close</b>	1982 - 2007***

\*Better density is resulting in increased life. \*\*\*Permit under review for a vertical expansion of 3.6 million cu. yds. at press time (11-01).

#### Wastes Received: 1998, 1999, 2000

	TOTAL WASTES ACCEPTED			OUT-OF-STATE WASTES ACCEPTED		
	gate cu. yds	tons	tons/day	gate cu/yds.	tons	% of total
<b>1998</b>	248,490	75,300	290	513	155	1
<b>1999</b>	273,827	82,978	319	211	64	1
<b>2000</b>	268,560	81,382	313	1,317	399	1
1998 State of Origin: Illinois, Iowa		1999 State of Origin: Illinois, Iowa		2000 State of Origin: Illinois, Iowa		

#### Remaining Capacities: Jan. 1, 2000, and Jan. 1, 2001

<b>2000 certified gate cu. yds. (tons)</b>	1,662,000	( 504,000)
<b>2001 certified gate cu. yds. (tons)</b>	1,806,000	( 547,000)

#### Audits and Inspections

<b>Solid Waste Mgt. Fees paid in 2000</b>	\$76,540
<b>Last audited by Illinois EPA</b>	3-24-98, 4-24-00 & 4-24-01
<b>Facility inspected by</b>	Illinois EPA, Peoria Regional Office

#### Contacts

Owner	Operator
Knox County Landfill Committee	Knox County Landfill #3
Knox County Courthouse	P.O. Box 407
Galesburg, Ill. 61401	Wataga, Ill. 61448
Contact: Larry Larson	Contact: Thomas Wagher
☎ 309-341-0901	☎ 309-375-6795

## Pekin Landfill (Closed)

<b>County</b>	Tazewell
<b>Municipality</b>	Pekin
<b>Location</b>	11916 Towerline Road
<b>Location ☎</b>	309-348-3679
<b>Hours of operation</b>	N/A
<b>Wastes accepted</b>	N/A
<b>Tipping fee</b>	N/A
<b>Owner</b>	Eloyd Simpson
<b>Operator</b>	Waste Professionals Inc.

### Facility Facts

<b>Identification number</b>	1798050001
<b>Design capacity, airspace cu.yds.</b>	409,001
<b>Total permitted landfill area, acres</b>	103
<b>Permitted disposal area, acres</b>	46.8
<b>Highest permitted elevation, feet (msl)</b>	650
<b>Leachate monitoring stations</b>	3
<b>Groundwater monitoring wells</b>	8
<b>Methane collection system</b>	Flares
<b>Years remaining, estimated by landfill</b>	0
<b>Date/year to open C date/year to close</b>	1970 - 11-18-98*

\*Ceased accepting waste on 11-18-98; certificate of closure pending.

### Wastes Received: 1998, 1999, 2000

	TOTAL WASTES ACCEPTED			OUT-OF-STATE WASTES ACCEPTED		
	gate cu. yds	tons	tons/day	gate cu/yds.	tons	% of total
<b>1998</b>	100,682	30,510	117	80	24	1
<b>1999</b>	0	0	0	0	0	0
<b>2000</b>	0	0	0	0	0	0

1998 State of Origin: Illinois, Indiana    1999 State of Origin: N/A    2000 State of Origin: N/A

### Remaining Capacities: Jan. 1, 2000, and Jan. 1, 2001

<b>2000 certified gate cu. yds. (tons)</b>	0	(0)
<b>2001 certified gate cu. yds. (tons)</b>	0	(0)

### Audits and Inspections

<b>Solid Waste Mgt. Fees paid in 2000</b>	\$0
<b>Last audited by Illinois EPA</b>	8-27-96
<b>Facility inspected by</b>	Tazewell County Health Department & Ill. EPA, Peoria Regional Office

### Contacts

#### Owner

Eloyd Simpson  
11916 Towerline Road  
Pekin, Ill. 61554  
Contact: Ron Boerema  
☎ 309-348-3679

#### Operator

Waste Professionals Inc.  
612 S. 6th St.  
Pekin, Ill. 61554  
Contact: Ron Boerema  
☎ 309-348-3679

## Peoria City/County Landfill #1 (Closed)

<b>County</b>	Peoria
<b>Municipality</b>	Edwards
<b>Location</b>	Cottonwood Road
<b>Location ☎</b>	309-688-0760
<b>Hours of operation</b>	N/A
<b>Wastes accepted</b>	N/A
<b>Tipping fee</b>	N/A
<b>Owner</b>	Joint Solid Waste Disposal Board, City and County of Peoria
<b>Operator</b>	Peoria City/County Landfill Inc.**

### Facility Facts

<b>Identification number</b>	1438160002
<b>Design capacity, airspace cu.yds.</b>	7,000,000
<b>Total permitted landfill area, acres</b>	152.3
<b>Permitted disposal area, acres</b>	102
<b>Highest permitted elevation, feet (msl)</b>	692
<b>Leachate monitoring stations</b>	6
<b>Groundwater monitoring wells</b>	22
<b>Methane collection system</b>	Gas-to-energy
<b>Years remaining, estimated by landfill</b>	0
<b>Date/year to open C date/year to close</b>	1975 - 4-10-98*

\*Ceased accepting waste 4-10-98; certificate of closure approved with permit modification #11 on 5-18-99.

### Wastes Received: 1998, 1999, 2000

	TOTAL WASTES ACCEPTED			OUT-OF-STATE WASTES ACCEPTED		
	gate cu. yds	tons	tons/day	gate cu/yds.	tons	% of total
<b>1998</b>	132,425	40,129	154	0	0	0
<b>1999</b>	0	0	0	0	0	0
<b>2000</b>	0	0	0	0	0	0
1998 State of Origin: N/A    1999 State of Origin: N/A    2000 State of Origin: N/A						

### Remaining Capacities: Jan. 1, 2000, and Jan. 1, 2001

<b>2000 certified gate cu. yds. (tons)</b>	0	(0)
<b>2001 certified gate cu. yds. (tons)</b>	0	(0)

### Audits and Inspections

<b>Solid Waste Mgt. Fees paid in 2000</b>	\$0
<b>Last audited by Illinois EPA</b>	8-12-97
<b>Facility inspected by</b>	Illinois EPA, Peoria Regional Office

### Contacts

Owner	Operator
Joint Solid Waste Disposal Board, City and County of Peoria 419 Fulton St., Room 307 Peoria, Ill. 61602 Contact: Stephen Van Winkle ☎ 309-494-8800	Peoria City/County Landfill Inc.** 4700 N. Sterling Ave. Peoria, Ill. 61614 Contact: Ron L. Edwards ☎ 309-676-4893

\*\*A subsidiary of Peoria Disposal Co., 4700 N. Sterling Ave., P.O. Box 9071, Peoria, Ill. 61614 \* 309-676-4893



## Peoria City/County Landfill #2

<b>County</b>	Peoria
<b>Municipality</b>	Brimfield
<b>Location</b>	11501 W. Cottonwood Road
<b>Location ☎</b>	309-565-4282
<b>Hours of operation</b>	Mon.-Fri.: 5 a.m. - 6 p.m.; Sat.: 5 a.m. - 3:30 p.m.
<b>Wastes accepted</b>	Municipal, nonhazardous special
<b>Tipping fee</b>	\$27 per ton
<b>Owner</b>	Joint Solid Waste Disposal Board, City and County of Peoria
<b>Operator</b>	Waste Management of Illinois Inc.**

### Facility Facts

<b>Identification number</b>	1438165003
<b>Design capacity, airspace cu.yds.</b>	7,477,800
<b>Total permitted landfill area, acres</b>	99.6
<b>Permitted disposal area, acres</b>	60
<b>Highest permitted elevation, feet (msl)</b>	782
<b>Leachate monitoring stations</b>	4
<b>Groundwater monitoring wells</b>	22
<b>Methane collection system</b>	None
<b>Years remaining, estimated by landfill</b>	20
<b>Date/year to open C date/year to close</b>	3-9-98 - 2021

### Wastes Received: 1998, 1999, 2000

	TOTAL WASTES ACCEPTED			OUT-OF-STATE WASTES ACCEPTED		
	gate cu. yds	tons	tons/day	gate cu/yds.	tons	% of total
<b>1998</b>	387,154	117,319	451	0	0	0
<b>1999</b>	523,912	158,761	611	0	0	0
<b>2000</b>	529,518	160,460	617	0	0	0
1998 State of Origin: Illinois only    1999 State of Origin: Illinois only    2000 State of Origin: Illinois only						

### Remaining Capacities: Jan. 1, 2000, and Jan. 1, 2001

<b>2000 certified gate cu. yds. (tons)</b>	11,642,000	(3,528,000)
<b>2001 certified gate cu. yds. (tons)</b>	10,576,000	(3,205,000)

### Audits and Inspections

<b>Solid Waste Mgt. Fees paid in 2000</b>	\$196,987
<b>Last audited by Illinois EPA</b>	8-3-99, 3-14-00 & 5-1-01
<b>Facility inspected by</b>	Illinois EPA, Peoria Regional Office

### Contacts

Owner	Operator
Joint Solid Waste Disposal Board, City and County of Peoria 419 Fulton St., Room 307 Peoria, Ill. 61602 Contact: Stephen Van Winkle ☎ 309-494-8800	Waste Management of Illinois Inc.** 11501 W. Cottonwood Road Brimfield, Ill. 61517 Contact: Steve Harenberg ☎ 309-565-4282

\*\*A subsidiary of Waste Management Inc. Midwest, 1001 Fannin, Suite 4000, Houston, Texas 77002 \* 713-512-6200

# Peoria Disposal Co. #1

<b>County</b>	Peoria
<b>Municipality</b>	Peoria
<b>Location</b>	4349 W. Southport Road
<b>Location ☎</b>	309-674-4238
<b>Hours of operation</b>	Mon.-Fri.: 7 a.m. - 3:30 p.m.
<b>Wastes accepted</b>	Municipal, nonhazardous special, hazardous*
<b>Tipping fee</b>	\$100 per ton
<b>Owner</b>	Peoria Disposal Co.
<b>Operator</b>	Peoria Disposal Co.

\*Holds permit to accept hazardous waste.

## Facility Facts

<b>Identification number</b>	1438120003
<b>Design capacity, airspace cu.yds.</b>	1,847,000
<b>Total permitted landfill area, acres</b>	90
<b>Permitted disposal area, acres</b>	74
<b>Highest permitted elevation, feet (msl)</b>	670
<b>Leachate monitoring stations</b>	9
<b>Groundwater monitoring wells</b>	26
<b>Methane collection system</b>	None
<b>Years remaining, estimated by landfill</b>	7
<b>Date/year to open C date/year to close</b>	1979 - 2007

## Wastes Received: 1998, 1999, 2000

	TOTAL WASTES ACCEPTED			OUT-OF-STATE WASTES ACCEPTED		
	gate cu. yds	tons	tons/day	gate cu/yds.	tons	% of total
<b>1998</b>	160,008	48,487	186	87,612	26,548	55
<b>1999</b>	148,316	44,944	173	71,888	21,784	48
<b>2000</b>	157,408	47,699	183	68,293	21,038	44

1998 State of Origin: Arkansas, Illinois, Indiana, Iowa, Kansas, Kentucky, Minnesota, Missouri, Nebraska, Ohio, Tennessee, Wisconsin  
 1999 State of Origin: Alabama, Arkansas, Illinois, Indiana, Iowa, Kansas, Kentucky, Minnesota, Missouri, Nebraska, Ohio, Tennessee, Wisconsin  
 2000 State of Origin: Arkansas, Illinois, Indiana, Iowa, Kansas, Kentucky, Minnesota, Missouri, Nebraska, Tennessee, Wisconsin

## Remaining Capacities: Jan. 1, 2000, and Jan. 1, 2001

<b>2000 certified gate cu. yds. (tons)</b>	1,178,000	( 357,000)
<b>2001 certified gate cu. yds. (tons)</b>	1,074,000	( 325,000)

## Audits and Inspections

<b>Solid Waste Mgt. Fees paid in 2000</b>	\$3,450
<b>Last audited by Illinois EPA</b>	9-8-98, 8-29-00 & 9-4-01
<b>Facility inspected by</b>	Illinois EPA, Peoria Regional Office

## Contacts

### Owner

Peoria Disposal Co.  
 4700 N. Sterling Ave., P.O. Box 9071  
 Peoria, Ill. 61614  
 Contact: Ron L. Edwards  
 ☎ 309-676-4893

### Operator

Peoria Disposal Co.  
 4700 N. Sterling Ave., P.O. Box 9071  
 Peoria, Ill. 61614  
 Contact: Ron L. Edwards  
 ☎ 309-676-4893

## Quad Cities Landfill, Phase IV

<b>County</b>	Rock Island
<b>Municipality</b>	Milan
<b>Location</b>	13606 Knoxville Road
<b>Location ☎</b>	309-787-2303
<b>Hours of operation</b>	Mon.-Fri.: 7 a.m. - 4 p.m.; Sat.: 7 a.m. - noon**
<b>Wastes accepted</b>	Municipal, nonhazardous special
<b>Tipping fee</b>	\$8 per cubic yard
<b>Owner</b>	Millennium Waste Inc.**
<b>Operator</b>	Millennium Waste Inc.**

\*New owner/operator as of 9-29-00

### Facility Facts

<b>Identification number</b>	1610400018
<b>Design capacity, airspace cu.yds.</b>	7,544,900*
<b>Total permitted landfill area, acres</b>	142.21
<b>Permitted disposal area, acres</b>	67.76
<b>Highest permitted elevation, feet (msl)</b>	825
<b>Leachate monitoring stations</b>	3
<b>Groundwater monitoring wells</b>	20
<b>Methane collection system</b>	Gas-to-energy
<b>Years remaining, estimated by landfill</b>	15
<b>Date/year to open C date/year to close</b>	1983 - 2016

\*Mod. #1 issued 6-16-95 lowered the capacity from 7,852,200 to 7,544,900 cu. yds. Quad Cities LF, Phase I, II, III, #1610400007 (closed), is owned by BFI Waste System of N. America.

### Wastes Received: 1998, 1999, 2000

	TOTAL WASTES ACCEPTED			OUT-OF-STATE WASTES ACCEPTED		
	gate cu. yds	tons	tons/day	gate cu/yds.	tons	% of total
<b>1998</b>	863,650	261,712	1,006	430,990	130,603	50
<b>1999</b>	886,834	268,738	1,034	477,283	144,631	54
<b>2000</b>	819,814	248,428	955	454,767	137,808	55
1998 State of Origin: Illinois, Iowa, Minnesota, Wisconsin				1999 State of Origin: Illinois, Iowa, Minnesota, Wisconsin		
2000 State of Origin: Illinois, Iowa, Wisconsin						

### Remaining Capacities: Jan. 1, 2000, and Jan. 1, 2001

<b>2000 certified gate cu. yds. (tons)</b>	16,198,000	(4,908,000)
<b>2001 certified gate cu. yds. (tons)</b>	12,150,000	(3,682,000)

### Audits and Inspections

<b>Solid Waste Mgt. Fees paid in 2000</b>	\$171,474
<b>Last audited by Illinois EPA</b>	5-10-99, 11-27-00 & 8-6-01
<b>Facility inspected by</b>	Illinois EPA, Peoria Regional Office

### Contacts

Owner	Operator
Millennium Waste Inc.** 13606 Knoxville Road Milan, Ill. 61264 Contact: Dominic Remmes ☎ 309-787-2303	Millennium Waste Inc.** 13606 Knoxville Road Milan, Ill. 61264 Contact: Dominic Remmes ☎ 309-787-2303

\*\*New owner/operator as of 9-29-00; Headquarters in Terre Haute, Ind.

## Spoon Ridge Landfill (Inactive)\*

<b>County</b>	Fulton
<b>Municipality</b>	Fairview
<b>Location</b>	Route 1, Highway 97 North
<b>Location ☎</b>	309-778-2787
<b>Hours of operation</b>	N/A
<b>Wastes accepted</b>	N/A
<b>Tipping fee</b>	N/A
<b>Owner</b>	BFI Waste Systems of North America Inc.**
<b>Operator</b>	BFI Waste Systems of North America Inc.**

\*Due to unfavorable market conditions, the site is operating in a diminished capacity. Upon re-opening, the waste volume could be three million cu. yds. per year.

### Facility Facts

<b>Identification number</b>	0578080002
<b>Design capacity, airspace cu.yds.</b>	84,620,000
<b>Total permitted landfill area, acres</b>	N/A
<b>Permitted disposal area, acres</b>	372
<b>Highest permitted elevation, feet (msl)</b>	915
<b>Leachate monitoring stations</b>	19
<b>Groundwater monitoring wells</b>	32
<b>Methane collection system</b>	None
<b>Years remaining, estimated by landfill</b>	43
<b>Date/year to open C date/year to close</b>	5-31-93 - 2046

### Wastes Received: 1998, 1999, 2000

	TOTAL WASTES ACCEPTED			OUT-OF-STATE WASTES ACCEPTED		
	gate cu. yds	tons	tons/day	gate cu/yds.	tons	% of total
<b>1998</b>	27,427	8,311	32	0	0	0
<b>1999</b>	5	2	0	5	2	100
<b>2000</b>	10	3	0	0	0	0
1998 State of Origin: Illinois only    1999 State of Origin: Indiana    2000 State of Origin: Illinois only						

### Remaining Capacities: Jan. 1, 2000, and Jan. 1, 2001

<b>2000 certified gate cu. yds. (tons)</b>	130,465,000	(39,535,000)
<b>2001 certified gate cu. yds. (tons)</b>	130,465,000	(39,535,000)

### Audits and Inspections

<b>Solid Waste Mgt. Fees paid in 2000</b>	\$0
<b>Last audited by Illinois EPA</b>	6-4-97
<b>Facility inspected by</b>	Illinois EPA, Peoria Regional Office

### Contacts

Owner	Operator
BFI Waste Systems of North America Inc.** Route 1, Highway 97 North Fairview, Ill. 61432 Contact: Drew Bergenthal ☎ 309-778-2787 or 708-824-3073	BFI Waste Systems of North America Inc.** Route 1, Highway 97 North Fairview, Ill. 61432 Contact: Drew Bergenthal ☎ 309-778-2787 or 708-824-3073

\*\*A subsidiary of Allied Waste Industries Inc., 15880 N. Greenway-Hayden Loop, Suite 100, Scottsdale, Ariz. 85260 \* 480-627-2700. Regional office: 13832 S. Kostner, Crestwood, Ill. 60445 \* 708-824-3060

## Tazewell Recycling and Disposal Facility

<b>County</b>	Tazewell
<b>Municipality</b>	East Peoria
<b>Location</b>	3550 E. Washington St.
<b>Location ☎</b>	309-694-0295
<b>Hours of operation</b>	Mon.-Fri.: 5 a.m. - 6 p.m.; Sat.: 5 a.m. - 3:30 p.m.
<b>Wastes accepted</b>	Municipal, nonhazardous special, liquids for solidification
<b>Tipping fee</b>	\$27 per ton
<b>Owner</b>	Waste Management of Illinois Inc.**
<b>Operator</b>	Waste Management of Illinois Inc.**

### Facility Facts

<b>Identification number</b>	1798060004
<b>Design capacity, airspace cu.yds.</b>	4,806,709
<b>Total permitted landfill area, acres</b>	154
<b>Permitted disposal area, acres</b>	42
<b>Highest permitted elevation, feet (msl)</b>	764.8
<b>Leachate monitoring stations</b>	2
<b>Groundwater monitoring wells</b>	20
<b>Methane collection system</b>	Gas-to-energy
<b>Years remaining, estimated by landfill</b>	3
<b>Date/year to open C date/year to close</b>	1975 - 2004

### Wastes Received: 1998, 1999, 2000

	TOTAL WASTES ACCEPTED			OUT-OF-STATE WASTES ACCEPTED		
	gate cu. yds	tons	tons/day	gate cu/yds.	tons	% of total
<b>1998</b>	1,368,057	414,563	1,594	0	0	0
<b>1999</b>	1,159,587	351,390	1,352	0	0	0
<b>2000</b>	1,190,980	360,903	1,388	0	0	0
1998 State of Origin: Illinois only    1999 State of Origin: Illinois only    2000 State of Origin: Illinois only						

### Remaining Capacities: Jan. 1, 2000, and Jan. 1, 2001

<b>2000 certified gate cu. yds. (tons)</b>	3,397,000	(1,029,000)
<b>2001 certified gate cu. yds. (tons)</b>	3,601,000	(1,091,000)

### Audits and Inspections

<b>Solid Waste Mgt. Fees paid in 2000</b>	\$307,148
<b>Last audited by Illinois EPA</b>	2-17-98, 4-4-00 & 7-17-01
<b>Facility inspected by</b>	Tazewell County Health Department & Ill. EPA, Peoria Regional Office

### Contacts

Owner	Operator
Waste Management of Illinois Inc.** 3550 E. Washington St. East Peoria, Ill. 61611 Contact: Steve Harenberg ☎ 309-694-0295	Waste Management of Illinois Inc.** 3550 E. Washington St. East Peoria, Ill. 61611 Contact: Steve Harenberg ☎ 309-694-0295

\*\*A subsidiary of Waste Management Inc. Midwest, 1001 Fannin, Suite 4000, Houston, Texas 77002 \* 713-512-6200

## Upper Rock Island County Landfill

<b>County</b>	Rock Island
<b>Municipality</b>	East Moline
<b>Location</b>	17201 20th Ave. North
<b>Location ☎</b>	309-496-2396
<b>Hours of operation</b>	Mon.-Fri.: 7 a.m. - 4 p.m.; Sat.: 7 a.m. - noon
<b>Wastes accepted</b>	Municipal, nonhazardous special
<b>Tipping fee</b>	\$22 per ton
<b>Owner</b>	Upper Rock Island County Landfill Inc.**
<b>Operator</b>	Upper Rock Island County Landfill Inc.**

### Facility Facts

<b>Identification number</b>	1618100014
<b>Design capacity, airspace cu.yds.</b>	9,071,000
<b>Total permitted landfill area, acres</b>	195
<b>Permitted disposal area, acres</b>	96.8
<b>Highest permitted elevation, feet (msl)</b>	742
<b>Leachate monitoring stations</b>	10
<b>Groundwater monitoring wells</b>	N/A
<b>Methane collection system</b>	Gas-to-energy and Flares
<b>Years remaining, estimated by landfill</b>	17
<b>Date/year to open C date/year to close</b>	12-31-81 - 2018

Permit modification #15 issued 10-6-00 allows an increase of 2,008,700 cu. yds. capacity through an vertical expansion (56.04 ac.) and a lateral expansion of 9.76 ac. parcel upon which shall be constructed surface water drainage control structures.

### Wastes Received: 1998, 1999, 2000

	TOTAL WASTES ACCEPTED			OUT-OF-STATE WASTES ACCEPTED		
	gate cu. yds	tons	tons/day	gate cu/yds.	tons	% of total
<b>1998</b>	1,000,356	303,000	1,165	185,553	56,228	19
<b>1999</b>	1,013,580	307,145	1,181	382,771	115,991	38
<b>2000</b>	1,079,030	326,979	1,258	445,089	137,906	42
1998 State of Origin: Illinois, Iowa, Wisconsin    1999 State of Origin: Illinois, Iowa, Wisconsin    2000 State of Origin: Illinois, Iowa						

### Remaining Capacities: Jan. 1, 2000, and Jan. 1, 2001

<b>2000 certified gate cu. yds. (tons)</b>	14,237,000	(4,314,000)
<b>2001 certified gate cu. yds. (tons)</b>	18,694,000	(5,665,000)

### Audits and Inspections

<b>Solid Waste Mgt. Fees paid in 2000</b>	\$302,513
<b>Last audited by Illinois EPA</b>	5-11-99, 11-28-00 & 8-7-01
<b>Facility inspected by</b>	Illinois EPA, Peoria Regional Office

### Contacts

Owner	Operator
Upper Rock Island County Landfill Inc.** 17201 20th Ave. North, P.O. Box 159 East Moline, Ill. 61244 Contact: Dave Geier ☎ 309-496-2396	Upper Rock Island County Landfill Inc.** 17201 20th Ave. North, P.O. Box 159 East Moline, Ill. 61244 Contact: Dave Geier ☎ 309-496-2396

\*\*A subsidiary of Allied Waste Industries Inc., 15880 N. Greenway-Hayden Loop, Suite 100, Scottsdale, Ariz. 85260 \* 480-627-2700. Regional office: 13832 S. Kostner, Crestwood, Ill. 60445 \* 708-824-3060

## Watts Landfill (Closed)

<b>County</b>	Rock Island
<b>Municipality</b>	Taylor Ridge
<b>Location</b>	8400 77th St. West
<b>Location ☎</b>	309-798-2266
<b>Hours of operation</b>	N/A
<b>Wastes accepted</b>	N/A
<b>Tipping fee</b>	N/A
<b>Owner</b>	E.S.G. Watts Inc.
<b>Operator</b>	E.S.G. Watts Inc.

### Facility Facts

<b>Identification number</b>	1618000001
<b>Design capacity, airspace cu.yds.</b>	N/A
<b>Total permitted landfill area, acres</b>	77
<b>Permitted disposal area, acres</b>	77
<b>Highest permitted elevation, feet (msl)</b>	760
<b>Leachate monitoring stations</b>	10
<b>Groundwater monitoring wells</b>	14
<b>Methane collection system</b>	Gas-to-energy (under construction)
<b>Years remaining, estimated by landfill</b>	0
<b>Date/year to open C date/year to close</b>	12-12-72 - 3-20-98*

\*Ceased accepting waste on 3-20-98, certificate of closure pending.

### Wastes Received: 1998, 1999, 2000

	TOTAL WASTES ACCEPTED			OUT-OF-STATE WASTES ACCEPTED		
	gate cu. yds	tons	tons/day	gate cu/yds.	tons	% of total
<b>1998</b>	99,704	30,213	116	38,116	11,550	38
<b>1999</b>	0	0	0	0	0	0
<b>2000</b>	0	0	0	0	0	0

1998 State of Origin: Illinois, Iowa, Nebraska    1999 State of Origin: N/A    2000 State of Origin: N/A

### Remaining Capacities: Jan. 1, 2000, and Jan. 1, 2001

<b>2000 certified gate cu. yds. (tons)</b>	0	(0)
<b>2001 certified gate cu. yds. (tons)</b>	0	(0)

### Audits and Inspections

<b>Solid Waste Mgt. Fees paid in 2000</b>	\$0
<b>Last audited by Illinois EPA</b>	8-13-96
<b>Facility inspected by</b>	Illinois EPA, Peoria Regional Office

### Contacts

Owner	Operator
E.S.G. Watts Inc. 8400 77th St. West Taylor Ridge, Ill. 61284 Contact: ☎ 309-798-2266	E.S.G. Watts Inc. 8400 77th St. West Taylor Ridge, Ill. 61284 Contact: ☎ 309-798-2266

## Kewanee Solid Waste Transfer Station

<b>County</b>	Henry
<b>Municipality</b>	Kewanee
<b>Location</b>	Fisher Avenue
<b>Location ☎</b>	309-852-5286
<b>Hours of operation</b>	Mon. - Sat.: 8 a.m. - 2 p.m.
<b>Wastes accepted</b>	Municipal, C & D debris
<b>Tipping fee</b>	\$33.89/ton
<b>Owner</b>	City of Kewanee
<b>Operator</b>	City of Kewanee

### Facility Facts

<b>Identification number</b>	0730650023
<b>Opened, year</b>	1993
<b>Facility acreage</b>	2.1

### Wastes Received: 1998, 1999, 2000

	<u>Tons per year</u>	<u>Tons per day (average)</u>
<b>1998</b>	7,600	31
<b>1999</b>	10,000	40
<b>2000</b>	10,000	40

### Inspections

<b>Facility inspected by</b>	Illinois EPA, Peoria Regional Office
------------------------------	--------------------------------------

### Contacts

**Owner**

City of Kewanee  
401 E. Third St.  
Kewanee, Ill. 61443  
☎ 309-852-2611

**Operator**

City of Kewanee  
401 E. Third St.  
Kewanee, Ill. 61443  
☎ 309-852-2611



## Monmouth Municipal Transfer Station

<b>County</b>	Warren
<b>Municipality</b>	Monmouth
<b>Location</b>	836 186th Ave.
<b>Location ☎</b>	309-734-2515
<b>Hours of operation</b>	Mon. - Fri.: 8 a.m. - 4 p.m.; Sat.: 8 a.m. - noon
<b>Wastes accepted</b>	Municipal
<b>Tipping fee</b>	Loose \$3.70/cu. yd.; Compacted \$10.45/cu. yd.
<b>Owner</b>	City of Monmouth
<b>Operator</b>	City of Monmouth

### Facility Facts

<b>Identification number</b>	1878080001
<b>Opened, year</b>	1983
<b>Facility acreage</b>	3.5

### Wastes Received: 1998, 1999, 2000

	<u>Tons per year</u>	<u>Tons per day (average)</u>
<b>1998</b>	2,200	8
<b>1999</b>	2,305	8
<b>2000</b>	2,927	10

### Inspections

<b>Facility inspected by</b>	Illinois EPA, Peoria Regional Office
------------------------------	--------------------------------------

### Contacts

<b>Owner</b>	<b>Operator</b>
City of Monmouth 100 E. Broadway Monmouth, Ill. 61462 ☎ 309-734-2141	City of Monmouth 100 E. Broadway Monmouth, Ill. 61462 ☎ 309-734-2141

## Peoria Recycling and Transfer (Under Development)

<b>County</b>	Peoria
<b>Municipality</b>	Peoria
<b>Location</b>	4349 1/2 W. Southport Road B
<b>Location ☎</b>	309-676-4893
<b>Hours of operation</b>	Mon. - Fri.: 5 a.m. - 9 p.m., Sat.: 5 a.m. - 2 p.m.
<b>Wastes accepted</b>	Municipal, recyclables, landscape waste*
<b>Tipping fee</b>	N/A
<b>Owner</b>	Peoria Recycling and Transfer Facility Inc.**
<b>Operator</b>	Peoria Recycling and Transfer Facility Inc.

\*Maximum volume = 1,200 tons MW; 30 tons recyclables; 2 tons LSW stored at any time

### Facility Facts

<b>Identification number</b>	1438075007
<b>Opened, year</b>	UD*
<b>Facility acreage</b>	2.029

\*Dev. Permit issued 7-26-00, Expected to open Summer 2002

### Wastes Received: 1998, 1999, 2000

	<u>Tons per year</u>	<u>Tons per day (average)</u>
<b>1998</b>	N/A	N/A
<b>1999</b>	N/A	N/A
<b>2000</b>	N/A	N/A

### Inspections

<b>Facility inspected by</b>	Illinois EPA, Peoria Regional Office
------------------------------	--------------------------------------

### Contacts

<b>Owner</b>	<b>Operator</b>
Peoria Recycling and Transfer Facility Inc.** 4700 N. Sterling Ave., P.O. Box 9071 Peoria, Ill. 61614 ☎ 309-676-4893	Peoria Recycling and Transfer Facility Inc. 4700 N. Sterling Ave., P.O. Box 9071 Peoria, Ill. 61614 ☎ 309-676-4893

\*\*A subsidiary of Coulter Companies, 4700 N. Sterling Ave., P.O. Box 9071, Peoria, Ill. 61614 \* 309-676-4893

## Upper Rock Island Co. MRF

<b>County</b>	Rock Island
<b>Municipality</b>	East Moline
<b>Location</b>	17201 20th Ave. North
<b>Location ☎</b>	309-496-2396
<b>Hours of operation</b>	N/A
<b>Wastes accepted</b>	Municipal waste
<b>Tipping fee</b>	N/A
<b>Owner</b>	Upper Rock Island County Landfill Inc.**
<b>Operator</b>	Upper Rock Island County Landfill Inc.**

### Facility Facts

<b>Identification number</b>	1618100014
<b>Opened, year</b>	N/A*
<b>Facility acreage</b>	N/A

\*Mod. #15 to permit issued 10-6-00 describes modification of the development and operation of the MRF.

### Wastes Received: 1998, 1999, 2000

	<u>Tons per year</u>	<u>Tons per day (average)</u>
<b>1998</b>	N/A	N/A
<b>1999</b>	N/A	N/A
<b>2000</b>	N/A	N/A

### Inspections

<b>Facility inspected by</b>	Illinois EPA, Peoria Regional Office
------------------------------	--------------------------------------

### Contacts

<b>Owner</b>	<b>Operator</b>
Upper Rock Island County Landfill Inc.** 17201 20th Ave. North, P.O. Box 159 East Moline, Ill. 61244 ☎ 309-496-2396	Upper Rock Island County Landfill Inc.** 17201 20th Ave. North, P.O. Box 159 East Moline, Ill. 61244 ☎ 309-496-2396

\*\*A subsidiary of Allied Waste Industries Inc., 15880 N. Greenway-Hayden Loop, Suite 100, Scottsdale, Ariz. 85260 \* 480-627-2700. Regional office: 13832 S. Kostner, Crestwood, Ill. 60445 \* 708-824-3060

## Wigand Recycling & Transfer Facility

<b>County</b>	Peoria
<b>Municipality</b>	Chillicothe
<b>Location</b>	19908 N. Route 29
<b>Location ☎</b>	309-274-4589
<b>Hours of operation</b>	Mon. - Fri.: 5:30 a.m.- 6 p.m.; Sat. 7a.m.- 2p.m.
<b>Wastes accepted</b>	Municipal, recyclables, landscape waste
<b>Tipping fee</b>	\$15/cu. yd.
<b>Owner</b>	Wigand Disposal Co.**
<b>Operator</b>	Wigand Disposal Co.

### Facility Facts

<b>Identification number</b>	1430205031
<b>Opened, year</b>	1998*
<b>Facility acreage</b>	2.1

\*Permitted to operate 3-13-98

### Wastes Received: 1998, 1999, 2000

	<u>Tons per year</u>	<u>Tons per day (average)</u>
<b>1998</b>	1,378	4
<b>1999</b>	1,369	5
<b>2000</b>	6,903	27

### Inspections

<b>Facility inspected by</b>	Illinois EPA, Peoria Regional Office
------------------------------	--------------------------------------

### Contacts

<b>Owner</b>	<b>Operator</b>
Wigand Disposal Co.**	Wigand Disposal Co.
4700 N. Sterling Ave., P.O. Box 9071	4700 N. Sterling Ave., P.O. Box 9071
Peoria, Ill. 61614	Peoria, Ill. 61614
☎ 309-676-4893	☎ 309-676-4893

\*\*A subsidiary of Coulter Companies, 4700 N. Sterling Ave., P.O. Box 9071, Peoria, Ill. 61614 \* 309-676-4893

## Knox County Landfill Compost Site

<b>County</b>	Knox
<b>Municipality</b>	Wataga
<b>Location</b>	one mile east of US 34 & IL 67
<b>Location ☎</b>	309-375-6795
<b>Hours of operation</b>	Mon. - Sat. 5 a.m. - 6 p.m.
<b>Wastes Accepted</b>	Landscape waste
<b>Owner</b>	Knox County Landfill Dept.
<b>Operator</b>	Knox County Landfill Dept.

### Facility Facts

<b>Identification number</b>	0950600001
<b>Date/Year Open - Date/Year Closed</b>	4-10-90 -
<b>Permit Expires</b>	5-5-03
<b>Facility Inspected By</b>	Illinois EPA, Peoria Regional Office

### Landscape Waste Received (cu. yds): 1998, 1999 & 2000

	<b>Grass cu. yds.</b>	<b>Leaves cu. yds.</b>	<b>Brush cu. yds.</b>
<b>1998</b>	N/A	N/A	N/A
<b>1999</b>	N/A	N/A	N/A
<b>2000</b>	N/A	N/A	N/A

### Total Landscape Waste Received (tons): 1998, 1999 & 2000

<b>1998 tons per year</b>	2,518
<b>1999 tons per year</b>	3,060
<b>2000 tons per year</b>	4,318

### 2000 Amounts Used/Sold (cubic yards)

	<b>Composted</b>	<b>Chipped/Shredded</b>
<b>Land Reclamation</b>	0	0
<b>Daily Landfill Cover</b>	0	0
<b>Final Landfill Cover</b>	2,225	0
<b>Landscaping</b>	125	1,550
<b>Land Application at Agronomic Rates</b>	0	0
<b>Other</b>	0	0
<b>TOTAL</b>	2,350	1,550

### Contacts

#### Owner

Knox County Landfill Dept.  
1361 W. Fremont St.  
Galesburg, Ill. 61401  
☎ 309-341-0901

#### Operator

Knox County Landfill Dept.  
1361 W. Fremont St.  
Galesburg, Ill. 61401  
☎ 309-341-0901

## Monmouth Municipal

<b>County</b>	Warren
<b>Municipality</b>	Monmouth
<b>Location</b>	836 186th Ave.
<b>Location ☎</b>	309-734-2515
<b>Hours of operation</b>	Mon. - Fri. 8 a.m. - 4 p.m.; Sat.: 8 a.m. - noon
<b>Wastes Accepted</b>	Grass, Leaves, Brush
<b>Owner</b>	City of Monmouth
<b>Operator</b>	City of Monmouth

### Facility Facts

<b>Identification number</b>	1878080001
<b>Date/Year Open - Date/Year Closed</b>	6-15-90 -
<b>Permit Expires</b>	6-20-03
<b>Facility Inspected By</b>	Illinois EPA, Peoria Regional Office

### Landscape Waste Received (cu. yds): 1998, 1999 & 2000

	<b>Grass cu. yds.</b>	<b>Leaves cu. yds.</b>	<b>Brush cu. yds.</b>
<b>1998</b>	4,128	1,852	28,501
<b>1999</b>	4,645	2,456	3,203
<b>2000</b>	4,161	3,551	3,692*

\*Brush includes 575 cu.yds. (172.5 tons) woodchips received

### Total Landscape Waste Received (tons): 1998, 1999 & 2000

<b>1998 tons per year</b>	6,297
<b>1999 tons per year</b>	2,830
<b>2000 tons per year</b>	2,941

### 2000 Amounts Used/Sold (cubic yards)

	<b>Composted</b>	<b>Chipped/Shredded</b>
<b>Land Reclamation</b>	0	0
<b>Daily Landfill Cover</b>	0	0
<b>Final Landfill Cover</b>	0	40
<b>Landscaping</b>	581	216
<b>Land Application at Agronomic Rates</b>	0	0
<b>Other</b>	0	30*
<b>TOTAL</b>	581	286

\*Firewood

### Contacts

#### Owner

City of Monmouth  
112 N. Main St.  
Monmouth, Ill. 61462  
☎ 309-734-2141

#### Operator

City of Monmouth  
112 N. Main St.  
Monmouth, Ill. 61462  
☎ 309-734-2141

## Pekin Composting Facility

<b>County</b>	Tazewell
<b>Municipality</b>	Pekin
<b>Location</b>	14379 Illinois Route 29
<b>Location ☎</b>	309-353-3333
<b>Hours of operation</b>	Mon. - Fri. 7:30 a.m. - 4 p.m.
<b>Wastes Accepted</b>	Grass, Leaves, Brush
<b>Owner</b>	Jerry Mahoney
<b>Operator</b>	City of Pekin

### Facility Facts

<b>Identification number</b>	1790600019
<b>Date/Year Open - Date/Year Closed</b>	4-13-94 -
<b>Permit Expires</b>	4-12-04
<b>Facility Inspected By</b>	Tazewell County Health Dept. & Illinois EPA, Peoria Regional Office

### Landscape Waste Received (cu. yds): 1998, 1999 & 2000

	<b>Grass cu. yds.</b>	<b>Leaves cu. yds.</b>	<b>Brush cu. yds.</b>
<b>1998</b>	3,230	3,230	3,230
<b>1999</b>	2,632	2,632	2,632
<b>2000</b>	2,753	2,753	2,753

### Total Landscape Waste Received (tons): 1998, 1999 & 2000

<b>1998 tons per year</b>	2,745
<b>1999 tons per year</b>	1,974
<b>2000 tons per year</b>	2,013

### 2000 Amounts Used/Sold (cubic yards)

	<b>Composted</b>	<b>Chipped/Shredded</b>
<b>Land Reclamation</b>	0	0
<b>Daily Landfill Cover</b>	0	0
<b>Final Landfill Cover</b>	0	0
<b>Landscaping</b>	1,000	0
<b>Land Application at Agronomic Rates</b>	5,259	0
<b>Other</b>	2,000*	0
<b>TOTAL</b>	8,259	0

\*2,000 cu. yds. still undergoing processing

### Contacts

#### Owner

Jerry Mahoney  
14379 Illinois Route 29  
Pekin, Ill. 61554  
☎ 309-347-7166

#### Operator

City of Pekin  
400 Margaret St.  
Pekin, Ill. 61554  
☎ 309-477-2328

## Peoria City/County Landfill #1 Compost Site

<b>County</b>	Peoria
<b>Municipality</b>	Brimfield
<b>Location</b>	11501 W. Cottonwood Road
<b>Location ☎</b>	309-688-0760
<b>Hours of operation</b>	Mon. - Sat. 6 a.m. - 7 p.m.
<b>Wastes Accepted</b>	Grass, Leaves, Brush
<b>Owner</b>	City of Peoria/County of Peoria Joint Solid Waste Disposal Facility Board
<b>Operator</b>	Waste Management of Illinois Inc.**

### Facility Facts

<b>Identification number</b>	1438165005
<b>Date/Year Open - Date/Year Closed</b>	6-1-90 -
<b>Permit Expires</b>	6-1-03
<b>Facility Inspected By</b>	Illinois EPA, Peoria Regional Office

### Landscape Waste Received (cu. yds): 1998, 1999 & 2000

	<b>Grass cu. yds.</b>	<b>Leaves cu. yds.</b>	<b>Brush cu. yds.</b>
<b>1998</b>	2,970	6,153	20,972
<b>1999</b>	480	961	4,950
<b>2000</b>	518	1,037	3,629

### Total Landscape Waste Received (tons): 1998, 1999 & 2000

<b>1998 tons per year</b>	5,564
<b>1999 tons per year</b>	1,127
<b>2000 tons per year</b>	959*

\*Given away to residents

### 2000 Amounts Used/Sold (cubic yards)

	<b>Composted</b>	<b>Chipped/Shredded</b>
<b>Land Reclamation</b>	0	0
<b>Daily Landfill Cover</b>	0	0
<b>Final Landfill Cover</b>	0	0
<b>Landscaping</b>	0	0
<b>Land Application at Agronomic Rates</b>	0	0
<b>Other</b>	0	0
<b>TOTAL</b>	0	0

### Contacts

#### Owner

City of Peoria/County of Peoria  
 Joint Solid Waste Disposal Facility Board  
 419 Fulton St., Room 307  
 Peoria, Ill. 61602  
 ☎ 309-494-8800

#### Operator

Waste Management of Illinois Inc.\*\*  
 11501 W. Cottonwood Road  
 Brimfield, Ill. 61517  
 ☎ 309-565-4281

\*\*A subsidiary of Waste Management Inc. Midwest, 1001 Fannin, Suite 4000, Houston, Tex. 77002 \* 713-512-6200



## Upper Rock Island County Landfill

<b>County</b>	Rock Island
<b>Municipality</b>	East Moline
<b>Location</b>	17201 20th Ave. North
<b>Location ☎</b>	309-496-2396
<b>Hours of operation</b>	Mon. - Fri. 7 a.m. - 4 p.m.; Sat.: 7 a.m. - noon
<b>Wastes Accepted</b>	Grass, Leaves, Brush
<b>Owner</b>	Upper Rock Island County Landfill**
<b>Operator</b>	Upper Rock Island County Landfill**

### Facility Facts

<b>Identification number</b>	1618100014
<b>Date/Year Open - Date/Year Closed</b>	8-16-93 -
<b>Permit Expires</b>	8-30-01*
<b>Facility Inspected By</b>	Illinois EPA, Peoria Regional Office

\*Permit renewal pending

### Landscape Waste Received (cu. yds): 1998, 1999 & 2000

	<b>Grass cu. yds.</b>	<b>Leaves cu. yds.</b>	<b>Brush cu. yds.</b>
<b>1998</b>	6,080	1,975	1,460
<b>1999</b>	5,900	1,008	1,000
<b>2000</b>	6,408	1,131	1,258

### Total Landscape Waste Received (tons): 1998, 1999 & 2000

<b>1998 tons per year</b>	3,046
<b>1999 tons per year</b>	2,076
<b>2000 tons per year</b>	2,098*

\*Compost is from mixed residential waste stream

### 2000 Amounts Used/Sold (cubic yards)

	<b>Composted</b>	<b>Chipped/Shredded</b>
<b>Land Reclamation</b>	0	0
<b>Daily Landfill Cover</b>	0	1,258
<b>Final Landfill Cover</b>	3,500	0
<b>Landscaping</b>	0	0
<b>Land Application at Agronomic Rates</b>	0	0
<b>Other</b>	0	0
<b>TOTAL</b>	3,500	1,258

### Contacts

<b>Owner</b>	<b>Operator</b>
Upper Rock Island County Landfill** 17201 20th Ave. North East Moline, Ill. 61244 ☎ 309-496-2396	Upper Rock Island County Landfill** 17201 20th Ave. North East Moline, Ill. 61244 ☎ 309-496-2396

\*\*A subsidiary of Allied Waste Industries Inc., 15880 N. Greenway-Hayden Loop, Suite 100, Scottsdale, Ariz. 85260 \* 480-627-2700. Regional office: 13832 S. Kostner, Crestwood, Ill. 60445 \* 708-824-3060

This page left blank intentionally

## Region Four: East Central Illinois

# Landfills Transfer Stations Compost Facilities



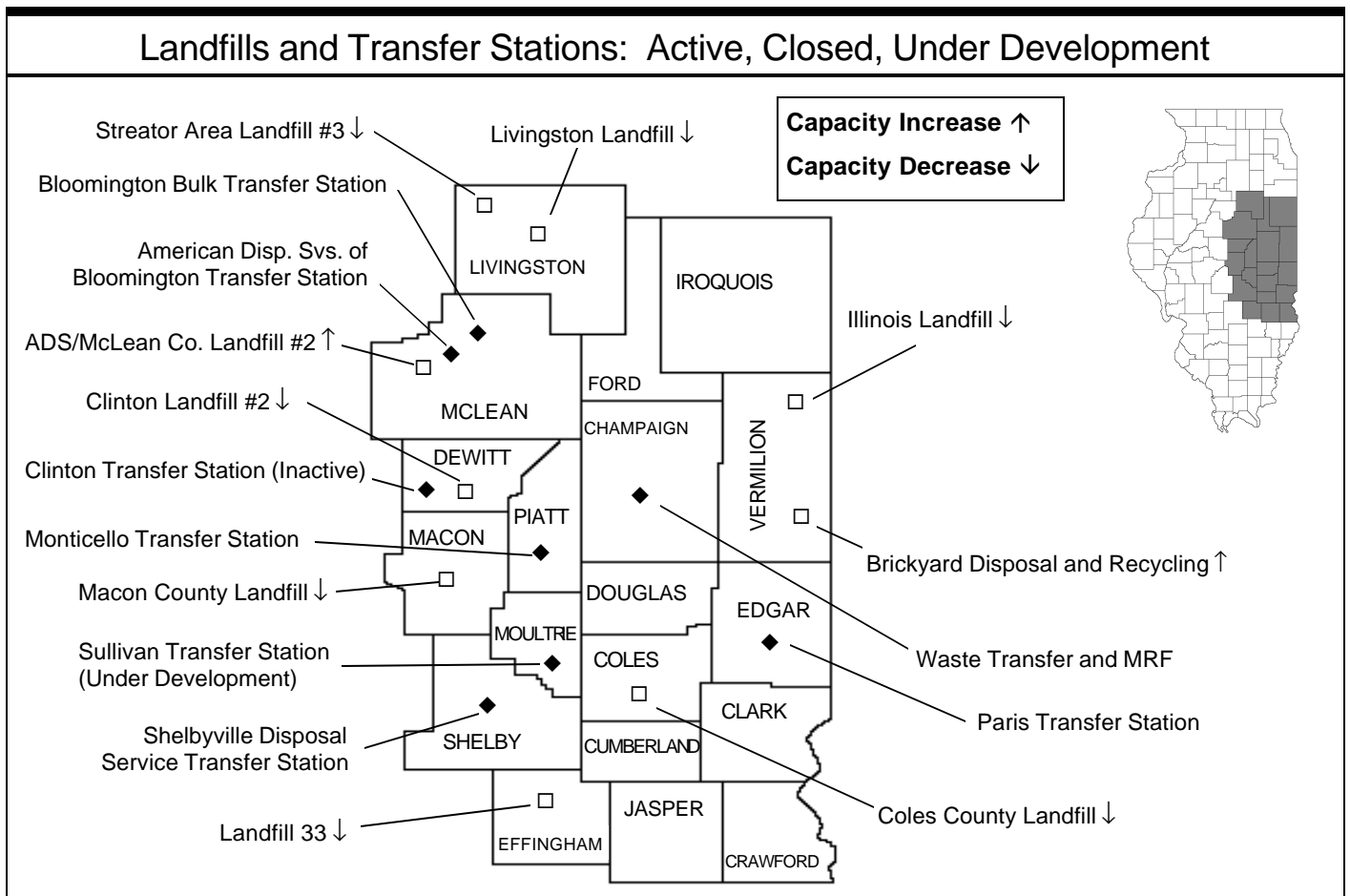
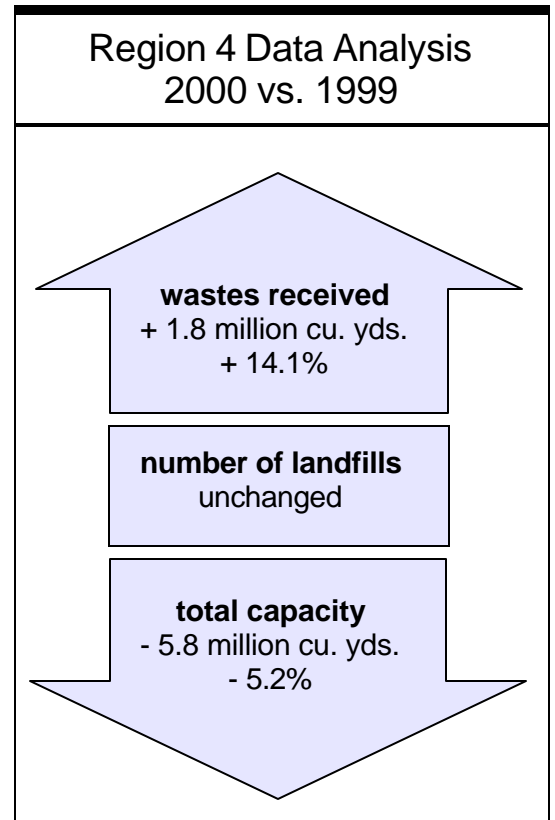
*Allied Waste owned Livingston Landfill, Pontiac is number one in terms of waste disposed in 2000 with 8.3 million cubic yards of waste disposed, 17 percent of the State's total*

This page left blank intentionally

**L**IVINGSTON LANDFILL HELPED ITS REGION REPORT THE SECOND highest waste share with almost 12.8 million cubic yards at the end of 2000. Also ADS/McLean County Landfill #2 re-activated in June 2000, and began accepting waste. Region Two was first in the state with 27.3.

Livingston Landfill accepted more waste than any other landfill in the State, a total of almost 8.3 million cubic yards, double that of the next largest recipient, Settler's Hill RDF.

Illinois Landfill, Hoopston, received a permit on Feb. 4, 1998, for a 15 million cubic yard expansion making it number 9; and Macon County Landfill, Decatur, received a permit on June 1, 1998, for a 1.5 million cubic yard expansion.



**Counties** 19  
**Area (square miles)** 12,096  
**Population (est.)** 854,287

**Landfill life expectancy**  
**Years remaining** 8 ♦

**Landfills**  
**New in 2000** 0  
**Active in 2000** 9  
**Open past 2002** 8

**Transfer Stations**  
**Active in 2000** 6  
**Under development**  
**in 2000** 1

**Compost facilities**  
**Active in 2000** 5

♦ Total remaining capacity (from table below) divided by total wastes accepted. Tells how long the region may be served by local landfills at current disposal rates, barring capacity adjustments, until capacity is depleted.

### Livingston Landfill dominated waste receipts & capacity. . .

During 2000, Region Four's nine active landfills accepted 12.8 million gate cubic yards of wastes, an increase of some 1.8 million cubic yards over 1999's total, a 14.1% increase.

Livingston Landfill accepted almost 8.3 million gate cubic yards of wastes, or about 65 percent of wastes landfilled in the region. Livingston led the region and ranked first in the state in wastes received during the year and fifth in the state in terms of capacity. Illinois Landfill, Hoopeston, ranked 9<sup>th</sup> in capacity as of Jan. 1, 2001 and Brickyard Disposal and Recycling ranked 10<sup>th</sup>.

Following sharp declines in wastes accepted in recent years, American Disposal Services of Bloomington Landfill was second from last of all 53 landfills that accepted wastes in 1999, but moved up to 44<sup>th</sup>, when it accepted 189,942 cubic yards of waste in 2000.

### Macon and Vermilion counties have delegated duties

The Illinois EPA has delegated inspection authority to Ambrow Valley Solid Waste Agency, the Macon County Solid Waste Management Department and the Vermilion County Health Department.

## Landfills: Wastes Accepted 2000; Remaining Capacities Jan. 1, 2001

	Municipality	County	Wastes		Capacity		Disp. Area Acres	Close Year
			Cu. Yds.	Rank <sup>1</sup>	Cu. Yds.	Rank <sup>2</sup>		
ADS/McLean County Landfill #2 <sup>3</sup>	Bloomington	McLean	189,942	44	1,765,000	36	31	2005
Brickyard Disp. and Recyc.♦	Danville	Vermilion	953,620	15	22,442,000	10	152	2024
Clinton Landfill #2	Clinton	DeWitt	908,568	17	6,091,000	27	63.9	2008
Coles County Landfill <sup>4</sup>	Charleston	Coles	332,631	32	59,000	52	43	2001
Illinois Landfill♦ <sup>5</sup>	Hoopeston	Vermilion	390,600	29	22,884,000	9	120.5	2059
Landfill 33 <sup>6</sup>	Effingham	Effingham	152,579	47	1,019,000	42	40.6	2007
Livingston Landfill♦	Pontiac	Livingston	8,272,419	1	42,940,000	5	254	2005
Macon County Landfill <sup>7</sup>	Decatur	Macon	897,773	18	8,768,000	23	64.1	2010
Streator Area Landfill #3♦ <sup>8</sup>	Streator	Livingston	674,652	22	450,000	48	20.4	2002
<b>Totals</b>			<b>12,772,784</b>		<b>106,418,000</b>			

♦ Four landfills accepted out-of-state wastes during 2000 totaling 99,565 cubic yards, or < 1% of the region's total.

<sup>1</sup> Standing among 53 landfills that accepted wastes during 2000.

<sup>2</sup> Standing among 53 landfills that reported capacity as of Jan. 1, 2001.

<sup>3</sup> Site re-activated in June 2000 on a full-scale basis, estimated site average is 500 tons/day.

<sup>4</sup> Permit for vertical expansion totaling 140,000 in-place cu. yds. approved in June 2001; permit under review for lateral expansion.

<sup>5</sup> Included is a 15 million in-place cubic yard expansion covering 109.2 acres granted in Feb. 1998.

<sup>6</sup> Permit under review for a vertical expansion.

<sup>7</sup> Included is a 1.5 million in-place cubic yard lateral expansion covering 2.3 acres granted on 6-1-98.

<sup>8</sup> Expansion planned.

Delegation agreements authorize these agencies to conduct many of the duties that would otherwise have to be performed by the Illinois EPA field office: investigating and enforcing suspected violations of land pollution laws and reports of open dumping, and inspecting landfills, transfer stations and compost facilities permitted through the Agency's Bureau of Land. (Inspections also include industrial landfills, or monofills, and landfills that closed prior to 1998; these facilities are not included in this report.)

Ambraw Valley came on board in August 1999, inspecting one new landfill and several closed sites. Macon County has one active landfill and two compost facilities, Vermilion County has two active landfills and one compost facility within its borders. Neither county contains solid waste transfer stations.

**American Disposal Services of Bloomington accepts 75 percent of waste transferred in region**

All of the region's transfer stations did not voluntarily report solid wastes accepted in 2000. Total wastes transferred equaled only one percent of the wastes landfilled in Region Four during the year. A new transfer station in Sullivan is under development in 1999 and 2000.

Transfer Stations: Wastes Handled 2000			
	Municipality	County	Tons
American Disp. Serv. TS	Bloomington	McLean	94,676
Bloomington Bulk Transfer	Bloomington	McLean	N/A
Clinton Transfer Station <sup>1</sup>	Clinton	DeWitt	N/A
Monticello Transfer Station	Monticello	Piatt	1,320
Paris Transfer Station	Paris	Edgar	20,800
Shelbyville Disposal Serv. <sup>2</sup>	Shelbyville	Shelby	N/A
Sullivan Transfer Station	Sullivan	Moultrie	N/A
Waste Transfer & MRF	Champaign	Champaign	9,100
<b>Total</b>			<b>125,896</b>

<sup>1</sup> Inactive in 2000.  
<sup>2</sup> Under development in 1999 and 2000.

**Composting activity was slight**

Almost 21, 500 tons of landscape wastes were processed at six compost facilities in Region Four. This tonnage was about less than one percent all municipal wastes accepted at the region's landfills during 2000. However, Illinois State University Farms was newly permitted on 11-17-00.

Compost Facilities: Wastes Accepted 2000			
	Municipality	County	Tons
Brickyard Disposal & Recycling	Danville	Vermilion	2,017
Coles County Landfill	Charleston	Coles	2,097
ISU Farm Compost Site	Normal	McLean	1,740
Landscape Recycling Center	Urbana	Champaign	8,735
Macon County Composting	Decatur	Macon	3,060
Macon County Landfill	Decatur	Macon	3,797
<b>Total</b>			<b>21,446</b>

**Questions and Complaints**

Illinois EPA Region Four field office personnel investigate reports of suspected illegal waste disposal, and inspect the region's landfills, transfer stations and compost facilities, except in **Crawford, Macon and Vermilion counties**, where joint responsibility has been delegated to local authorities.

Questions or complaints concerning pollution control facilities, open dumping or other incidents should be directed to the office having jurisdiction over the site:

**Illinois EPA**  
**2125 S. 1st St.**  
**Champaign, Ill. 61820**  
**Phone: 217-278-5800**  
**Fax: 217-278-5808**

**Ambraw Valley Solid Waste Agency (Crawford County)**  
**P.O. Box 83, 1630-1700 S. Eaton St.**  
**Robinson, Ill. 62454**  
**Phone: 217-544-7045**  
**Fax: 618-544-5027**

**Macon County Solid Waste Management Department**  
**Room 501**  
**141 S. Main**  
**Decatur, Ill. 62523**  
**Phone: 217-425-1393**  
**Fax: 217-424-1459**

**Vermilion County Health Department**  
**200 S. College St., Suite A**  
**Danville, Ill. 61832**  
**Phone: 217-431-2662**  
**Fax: 217-431-7483**

## Municipal Waste Management Plans

The Solid Waste Planning and Recycling Act requires all Illinois counties and the city of Chicago to develop, adopt and implement 20-year municipal waste management plans.

Plans include programs and recommendations to achieve solid waste management goals, which typically include waste reduction, recycling, incineration and landfilling as program options.

The law requires each plan to include a program designed to recycle 15 percent of municipal wastes by the end of the third year of the program and 25 percent of municipal wastes by the end of the fifth year, depending upon the availability of markets.

Every five years each plan must identify changes in planning areas, evaluate progress in plan implementation and, if necessary, revise plan recommendations and goals. The county also has the option of updating its solid waste generation rate. The plan is then submitted to the Illinois EPA for review and comment.

Five year plan updates were submitted by Champaign, Crawford, DeWitt, Douglas, Effingham, Fayette, Iroquois, Jasper, Livingston, Logan, Macon, McLean and Vermilion Counties. No ten year plan updates have yet been received.

Questions concerning these plans and their availability should be directed to the appropriate local administrators listed in Appendix K in this report.

**Details concerning Region Four landfills, transfer stations, and compost facilities follow on pages R4.5 through R4.27.**

## Old data affects region's recycling rate

The Agency does not regulate recycling nor does it possess any mechanism to compel county recycling coordinators to respond to Agency surveys seeking current recycling rates. Recycling rates in this region range from five percent to 41.4 percent.

In Region Four, only six of 19 county recycling coordinators offered data for 2000, a 32 percent response rate. Nearly 68 percent of the data dates from before 2000.

The region's multi-year average recycling rate is 24.0 percent. ♦

### Municipal Wastes Recycled

County	Estimated Population	Waste Generated		Waste Recycled	
		Tons	PCD	Tons	Percent
Champaign	168,473	194,473	6.3	43,948	23.0
Clark	17,572	19,121	6.5	1,544	8.0
Coles	51,312	68,300	7.2	5,010	7.0
Crawford	19,464	16,340	4.6	2,895	18.0
Cumberland	11,172	12,860	6.4	1,035	8.0
DeWitt	16,516	11,303	3.8	525	5.0
Douglas	19,872	10,000	2.8	500	5.0
Edgar	19,905	22,339	6.2	1,091	5.0
Effingham	33,700	18,451	3.0	4,925	29.0
Ford	14,049	7,948	3.1	468	6.0
Iroquois	30,787	28,093	5.0	3,669	13.0
Jasper	10,117	3,323	1.8	166	5.0
Livingston	40,316	45,616	6.4	7,000	18.0
Macon	114,706	119,323	5.7	49,372	41.4
McLean	150,433	212,315	7.7	77,324	36.0
Moultrie	14,433	16,526	6.4	1,351	8.0
Piatt	15,548	8,595	3.0	397	5.0
Shelby	22,593	25,557	6.2	2,159	9.0
Vermilion	83,319	98,837	6.5	22,086	22.0
<b>Totals</b>	<b>854,287</b>	<b>939,320</b>	<b>6.0</b>	<b>225,465</b>	<b>24.0%<sup>1</sup></b>

<sup>1</sup> Regional average



## ADS/McLean County Landfill #2

<b>County</b>	McLean
<b>Municipality</b>	Bloomington
<b>Location</b>	Interstate Route 55 at Oakland Avenue
<b>Location ☎</b>	309-828-3913
<b>Hours of operation</b>	Mon.-Fri.: 7:30 a.m. - 3 p.m.; Sat.: 7:30 a.m. - 11 a.m.
<b>Wastes accepted</b>	Municipal, nonhazardous special
<b>Tipping fee</b>	\$8.35 per cubic yard
<b>Owner</b>	American Disposal Services of Illinois Inc.**
<b>Operator</b>	American Disposal Services of Illinois Inc.

\*Also known as American Disposal Services of Bloomington Landfill

### Facility Facts

<b>Identification number</b>	1130200042
<b>Design capacity, airspace cu.yds.</b>	1,900,000
<b>Total permitted landfill area, acres</b>	55
<b>Permitted disposal area, acres</b>	31
<b>Highest permitted elevation, feet (msl)</b>	790
<b>Leachate monitoring stations</b>	4
<b>Groundwater monitoring wells</b>	19
<b>Methane collection system</b>	None
<b>Years remaining, estimated by landfill</b>	4*
<b>Date/year to open C date/year to close</b>	4-30-90 - 2005

\*Site re-activated in June 2000 on a full-scale basis; Estimated site average is 500 tons/day or 470,000 cubic yards/per year.

### Wastes Received: 1998, 1999, 2000

	TOTAL WASTES ACCEPTED			OUT-OF-STATE WASTES ACCEPTED		
	gate cu. yds	tons	tons/day	gate cu./yds.	tons	% of total
<b>1998</b>	293	89	1	0	0	0
<b>1999</b>	130	39	1	0	0	0
<b>2000</b>	189,942	57,558	221	0	0	0
1998 State of Origin: Illinois only		1999 State of Origin: Illinois only		2000 State of Origin: Illinois only		

### Remaining Capacities: Jan. 1, 2000, and Jan. 1, 2001

<b>2000 certified gate cu. yds. (tons)</b>	1,658,000	( 502,000)
<b>2001 certified gate cu. yds. (tons)</b>	1,765,000	( 535,000)

### Audits and Inspections

<b>Solid Waste Mgt. Fees paid in 2000</b>	\$33,366
<b>Last audited by Illinois EPA</b>	8-4-98, 8-8-00 & 8-14-01
<b>Facility inspected by</b>	Illinois EPA, Champaign Regional Office

### Contacts

#### Owner

American Disposal Services of Illinois Inc.\*\*  
 4340 Acre Grove Dr., Suite B  
 Springfield, Ill. 62707  
 Contact: Paul Howe  
 ☎ 217-787-6079

#### Operator

American Disposal Services of Illinois Inc.  
 Rural Route 3, P.O. Box 145  
 Bloomington, Ill. 61704  
 Contact: Dan Winters  
 ☎ 309-827-8631

\*\*A subsidiary of Allied Waste Industries Inc., 15880 N. Greenway-Hayden Loop, Suite 100, Scottsdale, Ariz. 85260 \* 480-627-2700. Regional office: 4340 Acre Grove Dr., Suite B, Springfield, Ill. 62707 \* 217-787-6079

## Brickyard Disposal and Recycling

<b>County</b>	Vermilion
<b>Municipality</b>	Danville
<b>Location</b>	601 E. Brickyard Road
<b>Location ☎</b>	217-431-3242
<b>Hours of operation</b>	Mon.-Fri.: 7 a.m. - 3:45 p.m.; Sat.: 7 a.m. - 11:45 a.m.
<b>Wastes accepted</b>	Municipal, nonhazardous special
<b>Tipping fee</b>	\$25.00 per ton
<b>Owner</b>	Brickyard Disposal and Recycling Inc.**
<b>Operator</b>	Brickyard Disposal and Recycling Inc.

### Facility Facts

<b>Identification number</b>	1838040029
<b>Design capacity, airspace cu.yds.</b>	14,200,000
<b>Total permitted landfill area, acres</b>	293
<b>Permitted disposal area, acres</b>	152*
<b>Highest permitted elevation, feet (msl)</b>	716
<b>Leachate monitoring stations</b>	6
<b>Groundwater monitoring wells</b>	31
<b>Methane collection system</b>	None
<b>Years remaining, estimated by landfill</b>	23.5
<b>Date/year to open C date/year to close</b>	12-31-72 - 2024

\*Permit modification #32 grants operation authorization in 3.5 acres of Unit II, Cell 4B on 9-6-01.

### Wastes Received: 1998, 1999, 2000

	TOTAL WASTES ACCEPTED			OUT-OF-STATE WASTES ACCEPTED		
	gate cu. yds	tons	tons/day	gate cu/yds.	tons	% of total
<b>1998</b>	748,588	226,845	872	71,663	21,716	10
<b>1999</b>	891,133	270,040	1,039	61,211	18,549	6
<b>2000</b>	953,620	288,976	1,111	70,689	21,421	7

1998 State of Origin: Illinois, Indiana 1999 State of Origin: Illinois, Indiana 2000 State of Origin: Illinois, Indiana  
Data for 1999 wastes accepted: resubmitted 2000 certification & 1999 data disposal

### Remaining Capacities: Jan. 1, 2000, and Jan. 1, 2001

<b>2000 certified gate cu. yds. (tons)</b>	22,322,000	(7,067,000)
<b>2001 certified gate cu. yds. (tons)</b>	22,442,000	(6,801,000)

\*Engineers re-submitted 2000 certification and 1999 disposal data.

### Audits and Inspections

<b>Solid Waste Mgt. Fees paid in 2000</b>	\$241,939
<b>Last audited by Illinois EPA</b>	5-17-99, 10-16-00 & 7-23-01
<b>Facility inspected by</b>	Vermilion County Health Department & Ill. EPA, Champaign Regional Office

### Contacts

Owner	Operator
Brickyard Disposal and Recycling Inc.** 4340 Acre Grove Dr., Suite B Springfield, Ill. 62707 Contact: Paul Howe ☎ 217-787-6079	Brickyard Disposal and Recycling Inc. P.O. Box 985 Danville, Ill. 61834-0985 Contact: Ken Samet ☎ 217-431-3272

\*\*A subsidiary of Allied Waste Industries Inc., 15880 N. Greenway-Hayden Loop, Suite 100, Scottsdale, Ariz. 85260 \* 480-627-2700. Regional office: 4340 Acre Grove Dr., Suite B, Springfield, Ill. 62707 \* 217-787-6079

## Clinton Landfill #2

<b>County</b>	DeWitt
<b>Municipality</b>	Clinton
<b>Location</b>	Route 51 South
<b>Location ☎</b>	217-935-8028
<b>Hours of operation</b>	Mon.-Fri.: 7 a.m. - 4 p.m.; Sat.: 7 a.m. - 11 a.m.
<b>Wastes accepted</b>	Municipal, nonhazardous special
<b>Tipping fee</b>	\$8.50 per cubic yard
<b>Owner</b>	Clinton Landfill Inc.**
<b>Operator</b>	Clinton Landfill Inc.

### Facility Facts

<b>Identification number</b>	0398080007
<b>Design capacity, airspace cu.yds.</b>	4,700,000
<b>Total permitted landfill area, acres</b>	153
<b>Permitted disposal area, acres</b>	63.9
<b>Highest permitted elevation, feet (msl)</b>	758
<b>Leachate monitoring stations</b>	6
<b>Groundwater monitoring wells</b>	14
<b>Methane collection system</b>	Yes
<b>Years remaining, estimated by landfill</b>	7
<b>Date/year to open C date/year to close</b>	1990 - 2008

### Wastes Received: 1998, 1999, 2000

	TOTAL WASTES ACCEPTED			OUT-OF-STATE WASTES ACCEPTED		
	gate cu. yds	tons	tons/day	gate cu/yds.	tons	% of total
<b>1998</b>	759,500	230,152	885	1,900	576	1
<b>1999</b>	907,029	274,857	1,057	2,275	690	1
<b>2000</b>	908,568	275,324	1,059	5,495	1,665	1

1998 State of Origin: Arkansas, Illinois, Indiana, Iowa, Minnesota, Missouri, Tennessee, Texas, Wisconsin    1999 State of Origin: Arkansas, Illinois, Indiana, Iowa, Missouri, Tennessee, Texas    2000 State of Origin: Arkansas, Illinois, Indiana, Iowa, Michigan, Missouri, Wisconsin

### Remaining Capacities: Jan. 1, 2000, and Jan. 1, 2001

<b>2000 certified gate cu. yds. (tons)</b>	6,808,000	(2,063,000)
<b>2001 certified gate cu. yds. (tons)</b>	6,091,000	(1,846,000)

### Audits and Inspections

<b>Solid Waste Mgt. Fees paid in 2000</b>	\$232,229
<b>Last audited by Illinois EPA</b>	9-29-98, 9-19-00 & 7-31-01
<b>Facility inspected by</b>	Illinois EPA, Champaign Regional Office

### Contacts

Owner	Operator
Clinton Landfill Inc.** 4700 N. Sterling Ave., P.O. Box 9071 Peoria, Ill. 61614 Contact: Ron L. Edwards ☎ 309-676-4893	Clinton Landfill Inc. 4700 N. Sterling Ave., P.O. Box 9071 Peoria, Ill. 61614 Contact: Ron L. Edwards ☎ 309-676-4893

\*\*A separately incorporated affiliate of Peoria Disposal Company, 4700 N. Sterling Ave., P.O. Box 9071, Peoria, Ill. 61614 \* 309-676-4893.

# Coles County Landfill

<b>County</b>	Coles
<b>Municipality</b>	Charleston
<b>Location</b>	6351 W. State St.
<b>Location ☎</b>	217-345-7404
<b>Hours of operation</b>	Mon.-Fri.: 6 a.m. - 3:30 p.m.; Sat.: 6 a.m. - 11 a.m.
<b>Wastes accepted</b>	Municipal, nonhazardous special
<b>Tipping fee</b>	\$10.05 per cubic yard
<b>Owner</b>	Environmental Reclamation Co. (ERC) Coles Co. LF**
<b>Operator</b>	Environmental Reclamation Co. (ERC) Coles Co. LF

## Facility Facts

<b>Identification number</b>	0298050007
<b>Design capacity, airspace cu.yds.</b>	2,291,000
<b>Total permitted landfill area, acres</b>	80
<b>Permitted disposal area, acres</b>	43
<b>Highest permitted elevation, feet (msl)</b>	735
<b>Leachate monitoring stations</b>	2
<b>Groundwater monitoring wells</b>	19
<b>Methane collection system</b>	Flares
<b>Years remaining, estimated by landfill</b>	< 1
<b>Date/year to open C date/year to close</b>	1979 - 2001*

\*Permit for vertical expansion totaling 140,000 in-place cu. yds. approved in June 2001; Permit under review for lateral expansion.

## Wastes Received: 1998, 1999, 2000

	TOTAL WASTES ACCEPTED			OUT-OF-STATE WASTES ACCEPTED		
	gate cu. yds	tons	tons/day	gate cu/yds.	tons	% of total
<b>1998</b>	381,136	115,496	444	0	0	0
<b>1999</b>	348,973	105,749	407	0	0	0
<b>2000</b>	332,631	100,797	388	0	0	0
1998 State of Origin: Illinois only    1999 State of Origin: Illinois only    2000 State of Origin: Illinois only						

## Remaining Capacities: Jan. 1, 2000, and Jan. 1, 2001

<b>2000 certified gate cu. yds. (tons)</b>	297,000	( 90,000)
<b>2001 certified gate cu. yds. (tons)</b>	59,000	( 18,000)

## Audits and Inspections

<b>Solid Waste Mgt. Fees paid in 2000</b>	\$77,155
<b>Last audited by Illinois EPA</b>	11-10-98, 8-1-00 & 8-1-01
<b>Facility inspected by</b>	Illinois EPA, Champaign Regional Office

## Contacts

Owner	Operator
Environmental Reclamation Co. (ERC) Coles Co. LF** 4340 Acre Grove Dr., Suite B Springfield, Ill. 62707 Contact: Paul Howe ☎ 217-787-6079	Environmental Reclamation Co. (ERC) Coles Co. LF P.O. Box 137 Charleston, Ill. 61920 Contact: Rich Galloway ☎ 217-345-7404

\*\*A subsidiary of Allied Waste Industries Inc., 15880 N. Greenway-Hayden Loop, Suite 100, Scottsdale, Ariz. 85260 \* 480-627-2700. Regional office: 4340 Acre Grove Dr., Suite B, Springfield, Ill. 62707 \* 217-787-6079

## Illinois Landfill

<b>County</b>	Vermilion
<b>Municipality</b>	Hoopeston
<b>Location</b>	County Road 4000 North
<b>Location ☎</b>	217-442-5553
<b>Hours of operation</b>	Mon.-Fri.: 7 a.m. - 3:30 p.m.; Sat.: 7 a.m. - 11:30 a.m.
<b>Wastes accepted</b>	Municipal, nonhazardous special
<b>Tipping fee</b>	\$9 per cubic yard
<b>Owner</b>	Illinois Landfill Inc.**
<b>Operator</b>	Illinois Landfill Inc.

### Facility Facts

<b>Identification number</b>	1830450009
<b>Design capacity, airspace cu.yds.</b>	11,400,000
<b>Total permitted landfill area, acres</b>	120.5
<b>Permitted disposal area, acres</b>	120.5*
<b>Highest permitted elevation, feet (msl)</b>	807
<b>Leachate monitoring stations</b>	N/A
<b>Groundwater monitoring wells</b>	N/A
<b>Methane collection system</b>	Gas-to-energy (planned)
<b>Years remaining, estimated by landfill</b>	59
<b>Date/year to open C date/year to close</b>	12-31-91 - 2059

\*Included is a 15-million in-place cubic-yard expansion covering 109.2 ac. granted in Feb. 1998. Incorporates Tweedy #1 facility (1838070002) and transfer of waste (55,000 gate yards) from that facility to the composite lined area.

### Wastes Received: 1998, 1999, 2000

	TOTAL WASTES ACCEPTED			OUT-OF-STATE WASTES ACCEPTED		
	gate cu. yds	tons	tons/day	gate cu/yds.	tons	% of total
<b>1998</b>	216,177	65,508	252	9,964	3,019	5
<b>1999</b>	342,913	103,913	400	4,775	1,447	1
<b>2000</b>	390,600	118,364	455	21,020	6,370	5
1998 State of Origin: Illinois, Indiana    1999 State of Origin: Illinois, Indiana    2000 State of Origin: Illinois, Indiana						

### Remaining Capacities: Jan. 1, 2000, and Jan. 1, 2001

<b>2000 certified gate cu. yds. (tons)</b>	23,275,000	(7,053,000)
<b>2001 certified gate cu. yds. (tons)</b>	22,884,000	(6,935,000)

### Audits and Inspections

<b>Solid Waste Mgt. Fees paid in 2000</b>	\$91,097
<b>Last audited by Illinois EPA</b>	5-5-98, 5-18-99, 10-17-00 & 7-24-01
<b>Facility inspected by</b>	Vermilion County Health Department & Ill. EPA, Champaign Regional Office

### Contacts

Owner	Operator
Illinois Landfill Inc.** 4340 Acre Grove Dr., Suite B Springfield, Ill. 62707 Contact: Paul Howe ☎ 217-787-6079	Illinois Landfill Inc. P.O. Box 29 Hoopeston, Ill. 60942 Contact: Kenny Samet ☎ 217-283-6242

\*\*A subsidiary of Allied Waste Industries Inc., 15880 N. Greenway-Hayden Loop, Suite 100, Scottsdale, Ariz. 85260 \* 480-627-2700. Regional office: 4340 Acre Grove Dr., Suite B, Springfield, Ill. 62707 \* 217-787-6079

## Landfill 33

<b>County</b>	Effingham
<b>Municipality</b>	Effingham
<b>Location</b>	1713 S. Willow St.
<b>Location ☎</b>	217-342-3747
<b>Hours of operation</b>	Mon.-Fri.: 7 a.m. - 3 p.m.; Sat.: 7 a.m. - 11 a.m.
<b>Wastes accepted</b>	Municipal, nonhazardous special
<b>Tipping fee</b>	\$10 per cubic yard
<b>Owner</b>	Landfill 33 Ltd.**
<b>Operator</b>	Richard Deibel

### Facility Facts

<b>Identification number</b>	0498100007
<b>Design capacity, airspace cu.yds.</b>	1,392,000
<b>Total permitted landfill area, acres</b>	80
<b>Permitted disposal area, acres</b>	40.6*
<b>Highest permitted elevation, feet (msl)</b>	602
<b>Leachate monitoring stations</b>	5
<b>Groundwater monitoring wells</b>	21
<b>Methane collection system</b>	None
<b>Years remaining, estimated by landfill</b>	7
<b>Date/year to open C date/year to close</b>	12-1981 - 2007

\*Permit under review for a vertical expansion.

### Wastes Received: 1998, 1999, 2000

	TOTAL WASTES ACCEPTED			OUT-OF-STATE WASTES ACCEPTED		
	gate cu. yds	tons	tons/day	gate cu/yds.	tons	% of total
<b>1998</b>	138,555	41,986	161	0	0	0
<b>1999</b>	105,393	31,937	123	0	0	0
<b>2000</b>	152,579	46,236	178	0	0	0
1998 State of Origin: Illinois only    1999 State of Origin: Illinois only    2000 State of Origin: Illinois only						

### Remaining Capacities: Jan. 1, 2000, and Jan. 1, 2001

<b>2000 certified gate cu. yds. (tons)</b>	1,160,000	( 352,000)
<b>2001 certified gate cu. yds. (tons)</b>	1,019,000	( 309,000)

### Audits and Inspections

<b>Solid Waste Mgt. Fees paid in 2000</b>	\$24,400
<b>Last audited by Illinois EPA</b>	10-20-98, 8-22-00 & 8-29-01
<b>Facility inspected by</b>	Illinois EPA, Champaign Regional Office

### Contacts

#### Owner

Landfill 33 Ltd.\*\*  
1713 S. Willow St., P.O. Box 703  
Effingham, Ill. 62401  
Contact: Brian Hayes  
☎ 217-342-3747

#### Operator

Richard Deibel  
1713 S. Willow St., P.O. Box 703  
Effingham, Ill. 62401  
Contact: Brian Hayes  
☎ 217-342-3747

\*\*Mildred Wendt Estate, legal owner

## Livingston Landfill

<b>County</b>	Livingston
<b>Municipality</b>	Pontiac
<b>Location</b>	14206 E. 2100 North Road
<b>Location ☎</b>	815-844-3054
<b>Hours of operation</b>	Mon.-Sat.: 5:30 a.m. - 6:30 p.m.
<b>Wastes accepted</b>	Municipal, nonhazardous special
<b>Tipping fee</b>	\$33 per ton
<b>Owner</b>	American Disposal Services of Illinois Inc.**
<b>Operator</b>	American Disposal Services of Illinois Inc.

### Facility Facts

<b>Identification number</b>	1058210002
<b>Design capacity, airspace cu.yds.</b>	34,995,000
<b>Total permitted landfill area, acres</b>	550
<b>Permitted disposal area, acres</b>	254
<b>Highest permitted elevation, feet (msl)</b>	785
<b>Leachate monitoring stations</b>	36
<b>Groundwater monitoring wells</b>	44
<b>Methane collection system</b>	Gas-to-energy (under construction)
<b>Years remaining, estimated by landfill</b>	5
<b>Date/year to open C date/year to close</b>	1978 - 2005*

\*As site capacity decreases, it is anticipated that gate volume will be decreased, extending life of site until Feb. 2027.

### Wastes Received: 1998, 1999, 2000

	TOTAL WASTES ACCEPTED			OUT-OF-STATE WASTES ACCEPTED		
	gate cu. yds	tons	tons/day	gate cu/yds.	tons	% of total
<b>1998</b>	5,319,565	1,611,989	6,200	7,946	2,408	1
<b>1999</b>	6,792,024	2,058,189	7,916	530	161	1
<b>2000</b>	8,272,419	2,506,794	9,642	291	88	1
1998 State of Origin: Illinois, Indiana    1999 State of Origin: Illinois, Indiana    2000 State of Origin: Illinois, Indiana						

### Remaining Capacities: Jan. 1, 2000, and Jan. 1, 2001

<b>2000 certified gate cu. yds. (tons)</b>	51,786,000	(15,693,000)
<b>2001 certified gate cu. yds. (tons)</b>	42,940,000	(13,012,000)

### Audits and Inspections

<b>Solid Waste Mgt. Fees paid in 2000</b>	\$2,391,211
<b>Last audited by Illinois EPA</b>	3-31-98, 5-2-00 & 8-28-01
<b>Facility inspected by</b>	Illinois EPA, Champaign Regional Office

### Contacts

Owner	Operator
American Disposal Services of Illinois Inc.** 13832 S. Kostner Crestwood, Ill. 60445 Contact: John McDonnell ☎ 708-824-3060	American Disposal Services of Illinois Inc. 14206 E. 2100 North Road, P.O. Box 646 Pontiac, Ill. 61764 Contact: Dave Bryant ☎ 815-844-3054

\*\*A subsidiary of Allied Waste Industries Inc., 15880 N. Greenway-Hayden Loop, Suite 100, Scottsdale, Ariz. 85260 \* 480-627-2700. Regional office: 13832 S. Kostner, Crestwood, Ill. 60445 \* 708-824-3060

## Macon County Landfill

<b>County</b>	Macon
<b>Municipality</b>	Decatur
<b>Location</b>	1363 Bear Road
<b>Location ☎</b>	217-963-2976
<b>Hours of operation</b>	Mon.-Fri.: 6:30 a.m. - 3:30 p.m.; Sat.: 6:30 a.m. - 11:30 a.m.
<b>Wastes accepted</b>	Municipal, nonhazardous special
<b>Tipping fee</b>	\$33.34 per ton
<b>Owner</b>	Macon County Landfill Corp.**
<b>Operator</b>	Macon County Landfill Corp.

### Facility Facts

<b>Identification number</b>	1158040008
<b>Design capacity, airspace cu.yds.</b>	3,491,540
<b>Total permitted landfill area, acres</b>	234
<b>Permitted disposal area, acres</b>	64.1*
<b>Highest permitted elevation, feet (msl)</b>	705
<b>Leachate monitoring stations</b>	8
<b>Groundwater monitoring wells</b>	45
<b>Methane collection system</b>	Gas-to-energy
<b>Years remaining, estimated by landfill</b>	10
<b>Date/year to open C date/year to close</b>	1978 - 2010

\*Included is a 1.5-million in-place cubic yard lateral expansion covering 2.3 ac. granted on 6-1-98.

### Wastes Received: 1998, 1999, 2000

	TOTAL WASTES ACCEPTED			OUT-OF-STATE WASTES ACCEPTED		
	gate cu. yds	tons	tons/day	gate cu/yds.	tons	% of total
<b>1998</b>	1,053,230	319,161	1,227	0	0	0
<b>1999</b>	907,426	274,978	1,058	0	0	0
<b>2000</b>	897,773	272,052	1,046	0	0	0
1998 State of Origin: Illinois only    1999 State of Origin: Illinois only    2000 State of Origin: Illinois only						

### Remaining Capacities: Jan. 1, 2000, and Jan. 1, 2001

<b>2000 certified gate cu. yds. (tons)</b>	9,658,000	(2,927,000)
<b>2001 certified gate cu. yds. (tons)</b>	8,768,000	(2,657,000)

### Audits and Inspections

<b>Solid Waste Mgt. Fees paid in 2000</b>	\$180,319
<b>Last audited by Illinois EPA</b>	10-6-98, 5-16-00 & 6-5-01
<b>Facility inspected by</b>	Macon County Solid Waste Management Department & Ill. EPA, Champaign Regional Office

### Contacts

Owner	Operator
Macon County Landfill Corp.** 1363 Bear Road Decatur, Ill. 62522 Contact: Kevin Shaw ☎ 217-963-2976	Macon County Landfill Corp. 1363 Bear Road Decatur, Ill. 62522 Contact: Kevin Shaw ☎ 217-963-2976

\*\*An affiliate of Superior Services Inc., 125 S. 84th St., Suite 200, Milwaukee, Wis. 53214 and a subsidiary of Vivendi Environmental, France \* 414-479-7800 \* Regional office: 1525 Kautz Road, Suite 1000, West Chicago, Ill. 60185 \* 630-762-7703



## Streator Area Landfill #3

<b>County</b>	Livingston
<b>Municipality</b>	Streator
<b>Location</b>	2111 Coalville Road
<b>Location ☎</b>	815-672-0097
<b>Hours of operation</b>	Mon.-Fri.: 6 a.m. - 4 p.m.
<b>Wastes accepted</b>	Municipal, nonhazardous special
<b>Tipping fee</b>	\$35 per ton
<b>Owner</b>	Streator Area Landfill Inc.**
<b>Operator</b>	Streator Area Landfill Inc.

### Facility Facts

<b>Identification number</b>	1054900003
<b>Design capacity, airspace cu.yds.</b>	2,353,000
<b>Total permitted landfill area, acres</b>	42.3
<b>Permitted disposal area, acres</b>	20.4*
<b>Highest permitted elevation, feet (msl)</b>	657
<b>Leachate monitoring stations</b>	7
<b>Groundwater monitoring wells</b>	20
<b>Methane collection system</b>	Gas-to-energy (operating)***
<b>Years remaining, estimated by landfill</b>	1
<b>Date/year to open C date/year to close</b>	1995 - 2002*

\*Expansion planned. \*\*\*Authorized operation of landfill gas utilization facility granted 6-22-00.

### Wastes Received: 1998, 1999, 2000

	TOTAL WASTES ACCEPTED			OUT-OF-STATE WASTES ACCEPTED		
	gate cu. yds	tons	tons/day	gate cu/yds.	tons	% of total
<b>1998</b>	693,813	210,246	809	24,640	7,467	4
<b>1999</b>	553,694	167,787	645	0	0	0
<b>2000</b>	674,652	204,440	786	2,070	627	1
1998 State of Origin: Illinois, Indiana, Iowa    1999 State of Origin: Illinois only    2000 State of Origin: Illinois, Indiana						

### Remaining Capacities: Jan. 1, 2000, and Jan. 1, 2001

<b>2000 certified gate cu. yds. (tons)</b>	998,000	( 302,000)
<b>2001 certified gate cu. yds. (tons)</b>	450,000	( 136,000)

### Audits and Inspections

<b>Solid Waste Mgt. Fees paid in 2000</b>	\$137,665
<b>Last audited by Illinois EPA</b>	8-17-99 & 11-13-00
<b>Facility inspected by</b>	Illinois EPA, Champaign Regional Office

### Contacts

Owner	Operator
Streator Area Landfill Inc.** 2111 Coalville Road Streator, Ill. 61364 Contact: Brian Holcomb ☎ 815-672-0097	Streator Area Landfill Inc. 2111 Coalville Road Streator, Ill. 61364 Contact: Brian Holcomb ☎ 815-672-0097

\*\*A subsidiary of Allied Waste Industries Inc., 15880 N. Greenway-Hayden Loop, Suite 100, Scottsdale, Ariz. 85260 \* 480-627-2700. Regional office: 13832 S. Kostner, Crestwood, Ill. 60445 \* 708-824-3060

## American Disposal Services of Bloomington Transfer Stn.

<b>County</b>	McLean
<b>Municipality</b>	Bloomington
<b>Location</b>	Rural Route 9 West
<b>Location ☎</b>	309-828-4214
<b>Hours of operation</b>	Mon. - Fri.: 7:30 a.m. - 3:30 p.m.; Sat.: 7:30 a.m. - 11:30 p.m.
<b>Wastes accepted</b>	Municipal, recyclables, medical waste
<b>Tipping fee</b>	\$36.00/ton
<b>Owner</b>	American Disposal Services of Illinois Inc.**
<b>Operator</b>	American Disposal Services of Illinois Inc.

### Facility Facts

<b>Identification number</b>	1138040002
<b>Opened, year</b>	1978
<b>Facility acreage</b>	7

### Wastes Received: 1998, 1999, 2000

	<u>Tons per year</u>	<u>Tons per day (average)</u>
<b>1998</b>	124,373	478
<b>1999</b>	N/A	N/A
<b>2000</b>	94,676	220

### Inspections

<b>Facility inspected by</b>	Illinois EPA, Champaign Regional Office
------------------------------	---

### Contacts

<b>Owner</b>	<b>Operator</b>
American Disposal Services of Illinois Inc.** 4340 Acer Grove Dr., Suite B Springfield, Ill. 62707 ☎ 217-787-6079	American Disposal Services of Illinois Inc. Rural Route #3, Box 145 Bloomington, Ill. 61704 ☎ 309-827-8631

\*\*A subsidiary of Allied Waste Industries Inc., 15880 N. Greenway-Hayden Loop, Suite 100, Scottsdale, Ariz. 85260 \* 480-627-2700. Regional office: 4340 Acer Grove Dr., Suite B, Springfield, Ill. 62707 \* 217-787-6079

## Bloomington Bulk Transfer Station

<b>County</b>	McLean
<b>Municipality</b>	Bloomington
<b>Location</b>	401 S. East St.
<b>Location ☎</b>	309-434-4220
<b>Hours of operation</b>	Mon. - Fri.: 7 a.m. - 3 p.m.
<b>Wastes accepted</b>	White goods, scrap metal, furniture, C & D debris and landscape waste
<b>Tipping fee</b>	\$0
<b>Owner</b>	City of Bloomington, Public Service Department
<b>Operator</b>	City of Bloomington, Public Service Department

### Facility Facts

<b>Identification number</b>	1130200073
<b>Opened, year</b>	1997
<b>Facility acreage</b>	<1

### Wastes Received: 1998, 1999, 2000

	<u>Tons per year</u>	<u>Tons per day (average)</u>
<b>1998</b>	N/A	N/A
<b>1999</b>	N/A	N/A
<b>2000</b>	N/A	N/A

### Inspections

<b>Facility inspected by</b>	Illinois EPA, Champaign Regional Office
------------------------------	---

### Contacts

<b>Owner</b>	<b>Operator</b>
City of Bloomington, Public Service Department 109 E. Olive St., P.O. Box 3157 Bloomington, Ill. 61701 ☎ 309-434-2220	City of Bloomington, Public Service Department 109 E. Olive St., P.O. Box 3157 Bloomington, Ill. 61701 ☎ 309-434-2220

## Clinton Transfer Station (Inactive)

<b>County</b>	DeWitt
<b>Municipality</b>	Clinton
<b>Location</b>	Route 51 South
<b>Location ☎</b>	309-676-4893
<b>Hours of operation</b>	N/A
<b>Wastes accepted</b>	N/A
<b>Tipping fee</b>	N/A
<b>Owner</b>	Clinton Landfill Inc.**
<b>Operator</b>	Clinton Landfill Inc.

### Facility Facts

<b>Identification number</b>	0398080006
<b>Opened, year</b>	1982
<b>Facility acreage</b>	N/A

### Wastes Received: 1998, 1999, 2000

	<u>Tons per year</u>	<u>Tons per day (average)</u>
<b>1998</b>	0	0
<b>1999</b>	0	0
<b>2000</b>	0	0

### Inspections

<b>Facility inspected by</b>	Illinois EPA, Champaign Regional Office
------------------------------	---

### Contacts

**Owner**

Clinton Landfill Inc.\*\*  
4700 N. Sterling Ave., P.O. Box 9071  
Peoria, Ill. 61615  
☎ 309-676-4893

**Operator**

Clinton Landfill Inc.  
4700 N. Sterling Ave., P.O. Box 9071  
Peoria, Ill. 61615  
☎ 309-676-4893

\*\*A subsidiary of Coulter Companies, 4700 N. Sterling Ave., P.O. Box 9071, Peoria, Ill. 61614 \* 309-676-4893

## Monticello Transfer Station

<b>County</b>	Piatt
<b>Municipality</b>	Monticello
<b>Location</b>	Allerton Road near William Street (at Monticello Landfill)
<b>Location ☎</b>	N/A
<b>Hours of operation</b>	Limited*
<b>Wastes accepted</b>	Municipal
<b>Tipping fee</b>	\$0
<b>Owner</b>	City of Monticello
<b>Operator</b>	City of Monticello

\*Open two weeks each year for clean-up days: one week in the fall and one week in the spring.

### Facility Facts

<b>Identification number</b>	1478040003
<b>Opened, year</b>	1984
<b>Facility acreage</b>	1.8

### Wastes Received: 1998, 1999, 2000

	<u>Tons per year</u>	<u>Tons per day (average)</u>
<b>1998</b>	1,320	N/A
<b>1999</b>	1,320	N/A
<b>2000</b>	1,320	N/A

### Inspections

<b>Facility inspected by</b>	Illinois EPA, Champaign Regional Office
------------------------------	---

### Contacts

<b>Owner</b>	<b>Operator</b>
City of Monticello 210 N. Hamilton, P.O. Box 437 Monticello, Ill. 61856 ☎ 217-762-2583	City of Monticello 210 N. Hamilton, P.O. Box 437 Monticello, Ill. 61856 ☎ 217-762-2583

## Paris Transfer Station

<b>County</b>	Edgar
<b>Municipality</b>	Paris
<b>Location</b>	Two miles west on Springfield Road
<b>Location ☎</b>	217-463-9220
<b>Hours of operation</b>	Mon. - Fri.: 9 a.m. - 4 p.m.
<b>Wastes accepted</b>	Municipal
<b>Tipping fee</b>	\$13.50/cu. yd.
<b>Owner</b>	City of Paris
<b>Operator</b>	Ingrum Waste Disposal**

### Facility Facts

<b>Identification number</b>	0458080003
<b>Opened, year</b>	1979
<b>Facility acreage</b>	2

### Wastes Received: 1998, 1999, 2000

	<u>Tons per year</u>	<u>Tons per day (average)</u>
<b>1998</b>	12,500	46
<b>1999</b>	N/A	N/A
<b>2000</b>	20,800*	80*

\*Estimates provided by operator on the phone

### Inspections

<b>Facility inspected by</b>	Illinois EPA, Champaign Regional Office
------------------------------	---

### Contacts

<b>Owner</b>	<b>Operator</b>
City of Paris	Ingrum Waste Disposal**
City Building	501 Grandview Ave., P.O. Box 1088
Paris, Ill. 61944	Paris, Ill. 61944
☎ 217-465-7601	☎ 217-465-3335

\*\*A subsidiary of Allied Waste Industries Inc., 15880 N. Greenway-Hayden Loop, Suite 100, Scottsdale, Ariz. 85260 \* 480-627-2700. Regional office: 4340 Acer Grove Dr., Suite B, Springfield, Ill. 62707 \* 217-787-6079

## Shelbyville Disposal Service Transfer Station

<b>County</b>	Shelby
<b>Municipality</b>	Shelbyville
<b>Location</b>	West Route 16
<b>Location ☎</b>	217-744-5625
<b>Hours of operation</b>	Mon. - Fri.: 5:30 a.m. - 3 p.m.; Sat.: 5:30 a.m. - noon
<b>Wastes accepted</b>	Municipal
<b>Tipping fee</b>	N/A
<b>Owner</b>	Shelbyville Disposal Service Inc.
<b>Operator</b>	Shelbyville Disposal Service Inc.

### Facility Facts

<b>Identification number</b>	1738170003
<b>Opened, year</b>	1984
<b>Facility acreage</b>	1

### Wastes Received: 1998, 1999, 2000

	<u>Tons per year</u>	<u>Tons per day (average)</u>
<b>1998</b>	4,605	15
<b>1999</b>	N/A	N/A
<b>2000</b>	N/A	N/A

### Inspections

<b>Facility inspected by</b>	Illinois EPA, Champaign Regional Office
------------------------------	---

### Contacts

#### Owner

Shelbyville Disposal Service Inc.  
 West Route 16, P.O. Box 143  
 Shelbyville, Ill. 62565  
 ☎ 217-774-5625

#### Operator

Shelbyville Disposal Service Inc.  
 West Route 16, P.O. Box 143  
 Shelbyville, Ill. 62565  
 ☎ 217-774-5625

## Sullivan Transfer Station (Under Development)

<b>County</b>	Moultrie
<b>Municipality</b>	Sullivan
<b>Location</b>	N/A
<b>Location ☎</b>	N/A
<b>Hours of operation</b>	Mon. - Sat.: 6 a.m. - 6 p.m.
<b>Wastes accepted</b>	Municipal
<b>Tipping fee</b>	N/A
<b>Owner</b>	Allied Waste Transportation Inc.**
<b>Operator</b>	Allied Waste Transportation Inc.

### Facility Facts

<b>Identification number</b>	1390300009
<b>Opened, year</b>	UD*
<b>Facility acreage</b>	3.66

\*Permit to develop issued 4-22-99, Permit to operate not yet granted.

### Wastes Received: 1998, 1999, 2000

	<u>Tons per year</u>	<u>Tons per day (average)</u>
<b>1998</b>	N/A	N/A
<b>1999</b>	N/A	N/A
<b>2000</b>	N/A	N/A

### Inspections

<b>Facility inspected by</b>	Illinois EPA, Champaign Regional Office
------------------------------	---

### Contacts

<b>Owner</b>	<b>Operator</b>
Allied Waste Transportation Inc.** P. O. Box 256 Sullivan, Ill. 61951 ☎ 708-824-3060	Allied Waste Transportation Inc. P. O. Box 256 Sullivan, Ill. 61951 ☎ 708-824-3060

\*\*A subsidiary of Allied Waste Industries Inc., 15880 N. Greenway-Hayden Loop, Suite 100, Scottsdale, Ariz. 85260 \* 480-627-2700. Regional office: 13832 S. Kostner, Crestwood, Ill. 60445 \* 708-824-3060



## Waste Transfer & Material Recovery Facility

<b>County</b>	Champaign
<b>Municipality</b>	Champaign
<b>Location</b>	10 E. St. Mary's Road
<b>Location ☎</b>	217-244-7283
<b>Hours of operation</b>	Mon. - Fri.: 7 a.m. - 3:30 p.m.
<b>Wastes accepted</b>	Recyclables & waste from University only
<b>Tipping fee</b>	\$6.85/cu. yd.
<b>Owner</b>	University of Illinois; Physical Plant Services Bldg.
<b>Operator</b>	University of Illinois; Waste Transfer & MRF

### Facility Facts

<b>Identification number</b>	0190105219
<b>Opened, year</b>	1996
<b>Facility acreage</b>	2.2

### Wastes Received: 1998, 1999, 2000

	<u>Tons per year</u>	<u>Tons per day (average)</u>
<b>1998</b>	9,300	37
<b>1999</b>	9,292	37
<b>2000</b>	9,100	36

### Inspections

<b>Facility inspected by</b>	Illinois EPA, Champaign Regional Office
------------------------------	---

### Contacts

**Owner**

University of Illinois; Physical Plant Services Bldg.  
1501 S. Oak St.  
Champaign, Ill. 61820  
☎ 217-333-2500

**Operator**

University of Illinois; Waste Transfer & MRF  
10 E. St. Mary's Road  
Champaign, Ill. 61820  
☎ 217-244-7283

## Brickyard Disposal & Recycling Compost Facility

<b>County</b>	Vermilion
<b>Municipality</b>	Danville
<b>Location</b>	601 E. Brickyard Road
<b>Location ☎</b>	217-431-3242
<b>Hours of operation</b>	Mon. - Fri. : 7 a.m. - 6 p.m.; Sat.: 7 a.m. - noon
<b>Wastes Accepted</b>	Grass, Leaves, Brush*
<b>Owner</b>	Brickyard Disposal & Recycling Inc.
<b>Operator</b>	City of Danville

\*Maximum amount of LSW received cannot exceed 21,000 cu. yds.

### Facility Facts

<b>Identification number</b>	1838040029
<b>Date/Year Open - Date/Year Closed</b>	6-1-90 -
<b>Permit Expires</b>	4-1-06
<b>Facility Inspected By</b>	Vermilion County Health Dept. & Illinois EPA, Champaign Regional Office

### Landscape Waste Received (cu. yds): 1998, 1999 & 2000

	<b>Grass cu. yds.</b>	<b>Leaves cu. yds.</b>	<b>Brush cu. yds.</b>
<b>1998</b>	3,717	1,861	3,248
<b>1999</b>	3,087	1,738	4,728
<b>2000</b>	3,235	1,491	2,830

### Total Landscape Waste Received (tons): 1998, 1999 & 2000

<b>1998 tons per year</b>	2,346
<b>1999 tons per year</b>	2,291
<b>2000 tons per year</b>	2,017

### 2000 Amounts Used/Sold (cubic yards)

	<b>Composted</b>	<b>Chipped/Shredded</b>
<b>Land Reclamation</b>	0	0
<b>Daily Landfill Cover</b>	0	0
<b>Final Landfill Cover</b>	0	0
<b>Landscaping</b>	631	196
<b>Land Application at Agronomic Rates</b>	0	0
<b>Other</b>	0	0
<b>TOTAL</b>	631	196

### Contacts

<b>Owner</b>	<b>Operator</b>
Brickyard Disposal & Recycling Inc. P.O. Box 985 Danville, Ill. 61834-0985 ☎ 217-442-8139	City of Danville 402 N. Hazel Danville, Ill. 61832 ☎ 217-431-2381

\*\*A subsidiary of Allied Waste Industries Inc., 15880 N. Greenway-Hayden Loop, Suite 100, Scottsdale, Ariz. 85260 \* 480-627-2700. Regional office: 4340 Acer Grove Dr., Suite B, Springfield, Ill. 62707 \* 217-787-6079

## Coles County Landfill Compost Facility

<b>County</b>	Coles
<b>Municipality</b>	Charleston
<b>Location</b>	6351 W. State St.
<b>Location ☎</b>	217-345-7404
<b>Hours of operation</b>	Mon. - Fri.: 6 a.m. -3:30 p.m.; Sat.: 6 a.m. - 11 a.m.
<b>Wastes Accepted</b>	Grass, Leaves, Brush
<b>Owner</b>	Environmental Reclamation Co. (ERC), Coles Co. LF
<b>Operator</b>	Environmental Reclamation Co. (ERC), Coles Co. LF

### Facility Facts

<b>Identification number</b>	0298050007
<b>Date/Year Open - Date/Year Closed</b>	8-25-89 -
<b>Permit Expires</b>	10-31-02
<b>Facility Inspected By</b>	Illinois EPA, Champaign Regional Office

### Landscape Waste Received (cu. yds): 1998, 1999 & 2000

	<b>Grass cu. yds.</b>	<b>Leaves cu. yds.</b>	<b>Brush cu. yds.</b>
<b>1998</b>	20	527	7,394
<b>1999</b>	2,319	4,637	16,230
<b>2000</b>	1,220	1,500	9,415

### Total Landscape Waste Received (tons): 1998, 1999 & 2000

<b>1998 tons per year</b>	1,222
<b>1999 tons per year</b>	1,725
<b>2000 tons per year</b>	2,097

### 2000 Amounts Used/Sold (cubic yards)

	<b>Composted</b>	<b>Chipped/Shredded</b>
<b>Land Reclamation</b>	0	0
<b>Daily Landfill Cover</b>	0	0
<b>Final Landfill Cover</b>	247*	0
<b>Landscaping</b>	0	0
<b>Land Application at Agronomic Rates</b>	0	0
<b>Other</b>	0	0
<b>TOTAL</b>	247	0

\*Vegetative cover for outside slopes of landfill

### Contacts

#### Owner

Environmental Reclamation Co. (ERC), Coles Co. LF  
4340 Acer Grove Dr., Suite B  
Springfield, Ill. 62707  
☎ 217-787-6079

#### Operator

Environmental Reclamation Co. (ERC), Coles Co. LF  
P.O. Box 137  
Charleston, Ill. 61920  
☎ 217-345-7404

\*\*A subsidiary of Allied Waste Industries Inc., 15880 N. Greenway-Hayden Loop, Suite 100, Scottsdale, Ariz. 85260 \* 480-627-2700. Regional office: 4340 Acer Grove Dr., Suite B, Springfield, Ill. 62707 \* 217-787-6079

## Illinois State University (ISU) Farm Compost Site (New)

<b>County</b>	McLean
<b>Municipality</b>	Normal
<b>Location</b>	ISU Farms
<b>Location ☎</b>	309-438-3881
<b>Hours of operation</b>	Mon. - Sun.: 8 a.m. - 4 p.m.
<b>Wastes Accepted</b>	Organics from ISU and Normal, Ill.*
<b>Owner</b>	Illinois State University
<b>Operator</b>	Illinois State University, Dept. of Agriculture

\*Maximum received 6,000 cu. yds./ac./yr (wood chips, leaves, grass, manure, foodwaste, paperwaste, sawdust, agric. wastes)

### Facility Facts

<b>Identification number</b>	1130900021
<b>Date/Year Open - Date/Year Closed</b>	11-17-00 -
<b>Permit Expires</b>	11-17-02
<b>Facility Inspected By</b>	Illinois EPA, Champaign Regional Office

### Landscape Waste Received (cu. yds): 1998, 1999 & 2000

	Grass cu. yds.	Leaves cu. yds.	Brush cu. yds.
<b>1998</b>	N/A	N/A	N/A
<b>1999</b>	N/A	N/A	N/A
<b>2000</b>	1,657	4,098	1,029*

\*Wood chips

### Total Landscape Waste Received (tons): 1998, 1999 & 2000

<b>1998 tons per year</b>	0
<b>1999 tons per year</b>	0
<b>2000 tons per year</b>	1,740

### 2000 Amounts Used/Sold (cubic yards)

	Composted	Chipped/Shredded
<b>Land Reclamation</b>	0	0
<b>Daily Landfill Cover</b>	0	0
<b>Final Landfill Cover</b>	0	0
<b>Landscaping</b>	0	0
<b>Land Application at Agronomic Rates</b>	2,008*	0
<b>Other</b>	70**	0
<b>TOTAL</b>	2,078	0

\*Applied to ISU Farmland; \*\*Approximately 70 tons of compost were given away.

### Contacts

#### Owner

Illinois State University  
150 Turner Hall, Campus Box 5020  
Normal, Ill. 61790-5020  
☎ 309-438-3881

#### Operator

Illinois State University, Dept. of Agriculture  
150 Turner Hall  
Normal, Ill. 61790-5020  
☎ 309-438-3881

## Landscape Recycling Center

<b>County</b>	Champaign
<b>Municipality</b>	Urbana
<b>Location</b>	706 S. Glover Ave.
<b>Location ☎</b>	217-384-2342
<b>Hours of operation</b>	Mon. - Sun.: 6 a.m. - 10 p.m.
<b>Wastes Accepted</b>	Grass, Leaves, Mixed Brush*
<b>Owner</b>	City of Urbana, Public Works Dept.
<b>Operator</b>	City of Urbana, Public Works Dept.

\*Maximum amount received may not exceed 60,000 cu. yds.

### Facility Facts

<b>Identification number</b>	0198270001
<b>Date/Year Open - Date/Year Closed</b>	6-22-90 -
<b>Permit Expires</b>	10-1-02
<b>Facility Inspected By</b>	Illinois EPA, Champaign Regional Office

### Landscape Waste Received (cu. yds): 1998, 1999 & 2000

	<b>Grass cu. yds.</b>	<b>Leaves cu. yds.</b>	<b>Brush cu. yds.</b>
<b>1998</b>	654	30,554	2,989
<b>1999</b>	538	27,780	1,130
<b>2000</b>	294	12,921	1,671*

\*Clean brush & 50% mixed material is processed into wood mulch for landscaping.

### Total Landscape Waste Received (tons): 1998, 1999 & 2000

<b>1998 tons per year</b>	9,649
<b>1999 tons per year</b>	9,138
<b>2000 tons per year</b>	8,735

### 2000 Amounts Used/Sold (cubic yards)

	<b>Composted</b>	<b>Chipped/Shredded</b>
<b>Land Reclamation</b>	0	0
<b>Daily Landfill Cover</b>	800	300
<b>Final Landfill Cover</b>	0	0
<b>Landscaping</b>	721	3,584
<b>Land Application at Agronomic Rates</b>	0	0
<b>Other</b>	1,000*	0
<b>TOTAL</b>	2,521	3,884

\*On-site landfill revegetation

### Contacts

#### Owner

City of Urbana, Public Works Dept.  
706 S. Glover Ave.  
Urbana, Ill. 61802  
☎ 217-384-2342

#### Operator

City of Urbana, Public Works Dept.  
706 S. Glover Ave.  
Urbana, Ill. 61802  
☎ 217-384-2342

## Macon County Composting Facility

<b>County</b>	Macon
<b>Municipality</b>	Decatur
<b>Location</b>	4225 N. Bearsdale Road
<b>Location ☎</b>	217-877-0888
<b>Hours of operation</b>	Mon. - Fri. : 7:30 a.m. - 4:30 p.m.; Sat.: 8 a.m. - noon
<b>Wastes Accepted</b>	Grass, Leaves, Brush
<b>Owner</b>	Edward Larry Garver Jr.
<b>Operator</b>	Romer Brothers Environmental Recycling Inc.

### Facility Facts

<b>Identification number</b>	1150150066
<b>Date/Year Open - Date/Year Closed</b>	6-15-90 -
<b>Permit Expires</b>	2-1-03
<b>Facility Inspected By</b>	Macon County Solid Waste Mgt. Dept. & Illinois EPA, Champaign Regional Office

### Landscape Waste Received (cu. yds): 1998, 1999 & 2000

	<b>Grass cu. yds.</b>	<b>Leaves cu. yds.</b>	<b>Brush cu. yds.</b>
<b>1998</b>	6,000	7,000	9,000
<b>1999</b>	1,000	9,000	17,000
<b>2000</b>	800	1,700	16,000

### Total Landscape Waste Received (tons): 1998, 1999 & 2000

<b>1998 tons per year</b>	5,100
<b>1999 tons per year</b>	9,500
<b>2000 tons per year</b>	3,060

### 2000 Amounts Used/Sold (cubic yards)

	<b>Composted</b>	<b>Chipped/Shredded</b>
<b>Land Reclamation</b>	0	0
<b>Daily Landfill Cover</b>	0	0
<b>Final Landfill Cover</b>	0	0
<b>Landscaping</b>	2,100	4,700
<b>Land Application at Agronomic Rates</b>	0	0
<b>Other</b>	0	0
<b>TOTAL</b>	2,100	4,700

\*On-site landfill revegetation

### Contacts

#### Owner

Edward Larry Garver Jr.  
Rural Route 3, P.O. Box 168  
Decatur, Ill. 62526  
☎ N/A

#### Operator

Romer Brothers Environmental Recycling Inc.  
4225 N. Bearsdale Road  
Decatur, Ill. 62526  
☎ 217-877-0888

## Macon County Landfill Compost Facility

<b>County</b>	Macon
<b>Municipality</b>	Decatur
<b>Location</b>	Bear & Hill Road
<b>Location ☎</b>	217-963-2976
<b>Hours of operation</b>	Mon. - Fri.: 8 a.m. - 3 p.m.; Sat.: 8 a.m. - 1:30 p.m.
<b>Wastes Accepted</b>	Grass, Leaves, Brush
<b>Owner</b>	Macon County Landfill Corp.**
<b>Operator</b>	Macon County Landfill Corp.

### Facility Facts

<b>Identification number</b>	1158040008
<b>Date/Year Open - Date/Year Closed</b>	3-26-90 -
<b>Permit Expires</b>	3-26-03
<b>Facility Inspected By</b>	Macon County Solid Waste Mgt. Dept. & Illinois EPA, Champaign Regional Office

### Landscape Waste Received (cu. yds): 1998, 1999 & 2000

	Grass cu. yds.	Leaves cu. yds.	Brush cu. yds.
<b>1998</b>	N/A	N/A	N/A
<b>1999</b>	N/A	N/A	N/A
<b>2000</b>	N/A*	N/A*	N/A*

\*Material is weighed in bulk when received; Mixture is not separated upon weighing.

### Total Landscape Waste Received (tons): 1998, 1999 & 2000

<b>1998 tons per year</b>	3,814
<b>1999 tons per year</b>	2,508
<b>2000 tons per year</b>	3,797

### 2000 Amounts Used/Sold (cubic yards)

	Composted	Chipped/Shredded
<b>Land Reclamation</b>	0	0
<b>Daily Landfill Cover</b>	0	0
<b>Final Landfill Cover</b>	0	0
<b>Landscaping</b>	12,658	0
<b>Land Application at Agronomic Rates</b>	0	0
<b>Other</b>	0	0
<b>TOTAL</b>	12,658	0

### Contacts

#### Owner

Macon County Landfill Corp.\*\*  
Rural Route 8, P.O. Box 115-Hill Road  
Decatur, Ill. 62522  
☎ 217-963-2976

#### Operator

Macon County Landfill Corp.  
Rural Route 8, P.O. Box 115-Hill Road  
Decatur, Ill. 62522  
☎ 217-963-2976

\*\*An affiliate of Superior Services Inc., 125 S. 84th St., Suite 200, Milwaukee, Wis. 53214 and a subsidiary of Vivendi Environmental, France \* 414-479-7800 \* Regional office: 1525 Kautz Road, Suite 1000, West Chicago, Ill. 60185 \* 630-762-7703

This page left blank intentionally



## Region Five: West Central Illinois

# Landfills Transfer Stations Compost Facilities



*Five Oaks RDF, Taylorville ranks number six in remaining capacity with 30.3 million cubic yards*

This page left blank intentionally

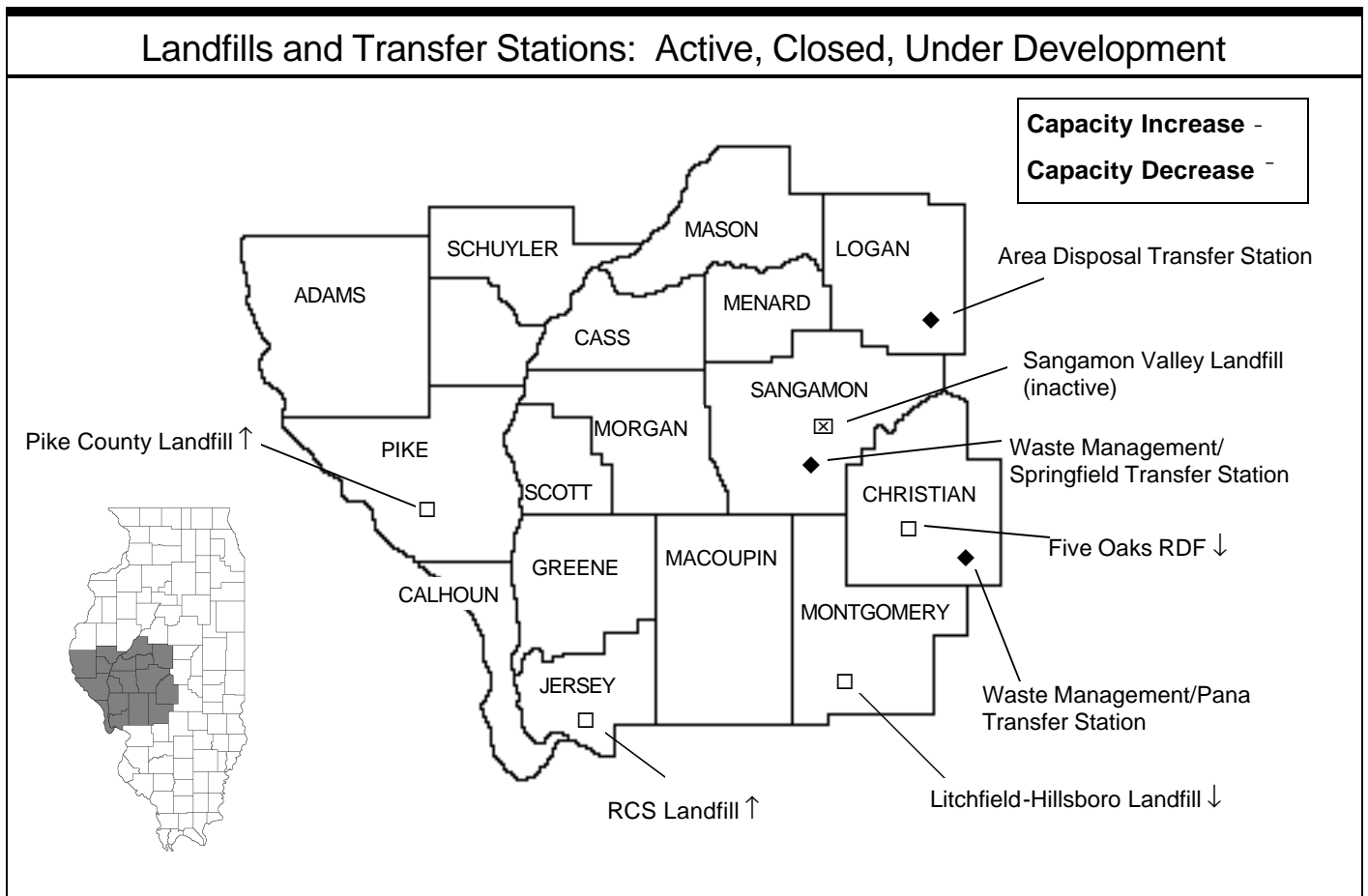
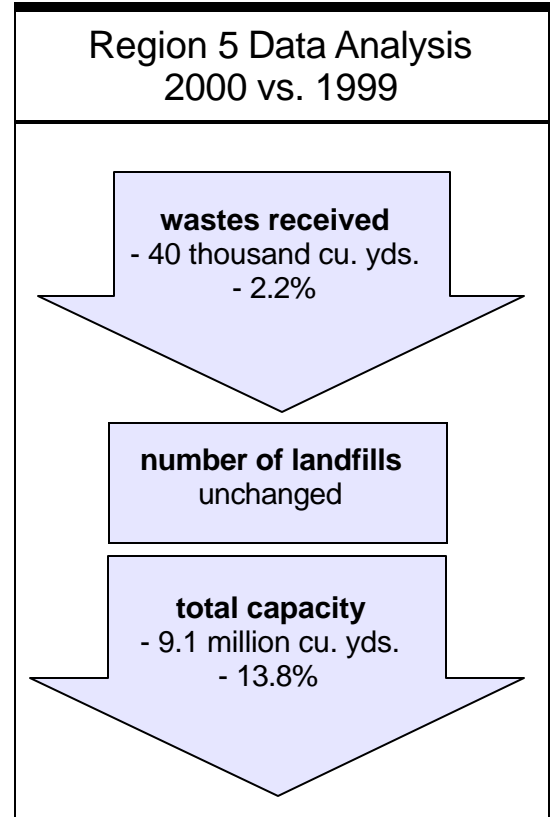
**W**ASTES LANDFILLED IN REGION FIVE DURING 2000 amounted to only 3.6 percent of the state's total, the lowest in the State.

Region Five's four active landfills accepted less than two million gate cubic yards of wastes during 2000. This volume decreased slightly 1999's total wastes landfilled by 2.2 percent, or just less than 40,000 gate cubic yards.

**Landfill life exceeds statewide average**

As a region, West Central Illinois has the second most landfill life remaining: 32 years; Region 3 (Peoria/Quad Cities) has more landfill life at 40 years. On the low end, Chicago Metropolitan Area (Region 2) has seven years remaining and Region 4 (East Central Illinois) has eight.

Metropolitan East St. Louis, dropped out of this category, because St. Clair County's Cottonwood Hills RDF, under development in 1999 and 2000, opened its gates for waste acceptance on Nov. 1, 2000, and bought to its region 20 years capacity.



<b>Counties</b>	<b>17</b>
<b>Area (square miles)</b>	<b>9,408</b>
<b>Population (est.)</b>	<b>557,076</b>
<b>Landfill life expectancy</b>	
<b>Years remaining</b>	<b>32 ♦</b>
<b>Landfills</b>	
<b>New in 2000</b>	<b>0</b>
<b>Active in 2000</b>	<b>4</b>
<b>Inactive since 1995</b>	<b>1</b>
<b>Open past 2002</b>	<b>5</b>
<b>Transfer Stations</b>	
<b>Active in 2000</b>	<b>3</b>
<b>Compost facilities</b>	
<b>Active in 2000</b>	<b>3</b>
♦ Total remaining capacity (from table below) divided by total wastes accepted. Tells how long the region may be served by local landfills at current disposal rates, barring capacity adjustments, until capacity is depleted.	

### Court-ordered closed landfill distorts capacity figures

As of Jan. 1, 2001, the region's landfills reported a total capacity of 56.8 million gate cubic yards, a drop of 13.8 percent from the year before. However, more than a quarter of this capacity is unusable since Sangamon Valley Landfill, in Springfield, was closed by court order on Feb. 27, 1995 under previous owners. Nevertheless, the facility continues to report certified capacity, although the new owners reduced the capacity from last year's figure of 18.9 million gate cubic yards to 12.6 million cubic yards. Permits under review may reduce this figure even further.

The facility is not formally closed and is regarded as inactive. It could re-open, providing it successfully completes a number of remedies that would satisfy the court. But until then, its capacity, which is 17<sup>th</sup> highest of 53 landfills reporting available space, remains inaccessible.

On the positive side, Five Oaks Recycling and Disposal Facility, Taylorville, ranked sixth in the state in available capacity. Five Oaks, along with 29<sup>th</sup> place Pike County Landfill, Baylis and Litchfield-Hillsboro Landfill (ranked 31<sup>st</sup>) have the potential to provide Region Five more than 32 years of landfill capacity.

### Three counties have delegation agreements

The Illinois EPA has delegated inspection authority to the Christian County Solid Waste Management Department, Montgomery County Coordinated Services Office and Sangamon County Department of Public Health.

Delegation agreements authorize these agencies to conduct many of the duties that would otherwise have to be performed by the Illinois EPA field office: investigating and enforcing suspected violations of land pollution laws and reports of open dumping, and inspecting

Landfills: Wastes Accepted 2000; Remaining Capacities Jan. 1, 2001								
	Municipality	County	Wastes		Capacity		Disp. Area Acres	Close Year
			Cu. Yds.	Rank <sup>1</sup>	Cu. Yds.	Rank <sup>2</sup>		
Five Oaks RDF ♦	Taylorville	Christian	1,047,350	14	30,272,000	6	175	2029
Litchfield-Hillsboro Landfill ♦ <sup>3</sup>	Litchfield	Montgomery	350,000	31	4,760,000	31	62	2014
Pike County Landfill ♦ <sup>4</sup>	Baylis	Pike	326,155	33	5,806,000	29	69	2018
RCS Landfill	Jerseyville	Jersey	47,416	50	3,374,000	33	23.6	2071
Sangamon Valley Landfill <sup>5</sup>	Springfield	Sangamon	0	N/A	12,618,000	17	95	2026
<b>Totals</b>			<b>1,770,921</b>		<b>56,830,000</b>			

♦ Three landfills accepted out-of-state wastes during 2000 totaling 41,283 cubic yards, or 2.3% of the region's total.  
<sup>1</sup> Standing among 53 landfills that accepted wastes during 2000.  
<sup>2</sup> Standing among 53 landfills that reported capacity as of Jan. 1, 2001.  
<sup>3</sup> Lateral expansion consists of approximately 30 acres.  
<sup>4</sup> Lateral expansion area is 37 acres.  
<sup>5</sup> Permits transferred to new owners on 2-18-00 and several permit applications are under review.

landfills, transfer stations and compost facilities permitted through the Agency's Bureau of Land. (Inspections also include industrial landfills, or monofills, and landfills that closed prior to 1998; these facilities are not included in this report.)

Christian and Montgomery counties each have an active landfill, whereas Sangamon County's sole landfill is currently inactive.

Christian and Sangamon counties each have an active transfer station; Montgomery County does not. Of the three, only Sangamon County has compost facilities.

### Transfer station's activity in 2000 is under represented

Only one of Region Five's transfer stations voluntarily reported accepting any municipal waste during 2000, Waste Management/Pana.

Prior to 1998, nearly 95 percent of these transfers took place at Waste Management's facility in Springfield reflecting the inability of Sangamon Valley Landfill to take Springfield's wastes; this facility did not voluntarily report in 1998, 1999 or 2000; so this total does not reflect the transference of waste accurately in the region.

Transfer Stations: Wastes Handled 2000			
	Municipality	County	Tons
Area Disposal	Lincoln	Logan	N/A
Waste Mgt./Pana	Pana	Christian	1,076
Waste Mgt./Springfield	Springfield	Sangamon	N/A
<b>Total</b>			<b>1,076</b>

### Compost facilities

More than 7,600 tons of landscape wastes (an amount less than one percent of regional wastes landfilled) were processed through four facilities which were active in Region Five in 2000. Sangamon One does not compost, but only chips brush accepted there. A permit is not needed for this activity and was not renewed. A new organic waste compost site in Beardstown, Excel Corp. opened July 25, 2000, but did not report.

Compost Facilities: Wastes Accepted 1999			
	Municipality	County	Tons
Dirksen Parkway Compost	Springfield	Sangamon	11
Excel Corp. Compost Site <sup>1</sup>	Beardstown	Cass	N/A
Quincy Compost Facility	Quincy	Adams	2,374
Sangamon One	Springfield	Sangamon	5,250
<b>Total</b>			<b>7,635</b>

<sup>1</sup> Newly permitted organic waste compost site, 7-25-00

## Questions and Complaints

Illinois EPA Region Five field office personnel investigate reports of suspected illegal waste disposal, and inspect the region's landfills, transfer stations and compost facilities, except in **Christian, Montgomery and Sangamon counties**, where joint responsibility has been delegated to local authorities.

Questions or complaints concerning pollution control facilities, open dumping or other incidents should be directed to the office having jurisdiction over the site:

**Illinois EPA**  
**4500 South Sixth Street Road**  
**Springfield, Ill. 62706**  
**Phone: 217-786-6892**  
**Fax: 217-786-6357**

**Christian County Solid Waste Management Department**  
**214 W. Market St.**  
**Taylorville, Ill. 62568**  
**Phone: 217-287-2334**  
**Fax: 217-287-7755**

**Montgomery County Coordinated Services**  
**#1 Courthouse Square**  
**P.O. Box 122**  
**Hillsboro, Ill. 62049**  
**Phone: 217-532-9577**  
**Fax: 217-532-9585**

**Sangamon County Department of Public Health**  
**2501 N. Dirksen Parkway**  
**Springfield, Ill. 62702-1405**  
**Phone: 217-535-3100**  
**Fax: 217-535-3104**

## Municipal Waste Management Plans

The Solid Waste Planning and Recycling Act requires all Illinois counties and the city of Chicago to develop, adopt and implement 20-year municipal waste management plans.

Plans include programs and recommendations to achieve solid waste management goals, which typically include waste reduction, recycling, incineration and landfilling as program options.

The law requires each plan to include a program designed to recycle 15 percent of municipal wastes by the end of the third year of the program and 25 percent of municipal wastes by the end of the fifth year, depending upon the availability of markets.

Every five years each plan must identify changes in planning areas, evaluate progress in plan implementation and, if necessary, revise plan recommendations and goals. The county also has the option of updating its solid waste generation rate. The plan is then submitted to the Illinois EPA for review and comment.

Five year plan updates have been adopted by Brown, Calhoun, Cass, Christian, Greene, Jersey, Logan, Mason, Menard, Morgan, Pike, Sangamon, Schuyler, and Scott Counties.

Additionally, Sangamon County completed its ten year plan update.

Questions concerning these plans and their availability should be directed to the appropriate local administrators listed in Appendix K of this report.

**Details concerning Region One landfills, transfer stations and compost facilities follow on pages R5.5 through R5.16.**

## Recycling rates range from one to 38 percent

The Illinois EPA encourages but does not regulate recycling, and is not obligated to collect and report recycling data; it does, however, as a public service, seek this information from county recycling coordinators.

Only four recycling coordinators (out of 17 counties) in Region Five provided data for 2000. Recycling rates in these counties — Christian, Logan, Menard, and Montgomery — ranged from two percent to a high of 33 percent, yielding an average 19.5 percent for 2000's recycling efforts.

The multi-year average for the full region, which includes recycling data reaching back to 1992, is 26.9 percent. ♦

### Municipal Wastes Recycled

County	Estimated Population	Waste Generated		Waste Recycled	
		Tons	PCD	Tons	Percent
Adams	67,851	69,573	6.0	18,274	26.0
Brown <sup>1</sup>	6,345	2,965	2.7	90	3.0
Calhoun	4,960	2,879	3.2	36	1.0
Cass <sup>1</sup>	13,223	7,245	3.0	117	2.0
Christian	35,372	16,891	2.6	8,107	32.0
Greene	15,639	11,572	4.1	634	6.0
Jersey	21,248	19,355	5.0	1,009	5.0
Logan <sup>1&amp;2</sup>	31,183	20,475	4.0	5,025	23.5
Macoupin	49,214	18,307	2.1	1,338	7.0
Mason <sup>1</sup>	16,885	9,193	3.0	242	3.0
Menard	12,345	6,485	3.2	103	2.0
Montgomery	30,652	17,436	3.1	3,605	21.0
Morgan	36,056	28,295	4.3	6,547	23.0
Pike <sup>1</sup>	17,287	9,709	3.1	293	3.0
Sangamon	185,600	183,256	5.4	70,168	38.0
Schuyler <sup>1</sup>	7,625	4,217	3.1	112	3.0
Scott <sup>1</sup>	5,591	3,192	3.1	85	3.0
<b>Totals</b>	<b>557,076</b>	<b>431,045</b>	<b>4.2</b>	<b>115,785</b>	<b>26.9%<sup>3</sup></b>

<sup>1</sup> Has residential recycling ordinance.

<sup>2</sup> Has commercial recycling ordinance.

<sup>3</sup> Regional average.

## Five Oaks Recycling and Disposal Facility

<b>County</b>	Christian
<b>Municipality</b>	Taylorville
<b>Location</b>	890 E. 1500 North Road
<b>Location ☎</b>	217-824-3942 Ext. 115
<b>Hours of operation</b>	Mon.: 6 a.m. - 3 p.m.; Tues.-Thurs.: 7 a.m. - 3 p.m.; Fri.: 7 a.m. - 4 p.m.
<b>Wastes accepted</b>	Municipal, nonhazardous special, liquids for solidification
<b>Tipping fee</b>	\$30 per ton
<b>Owner</b>	Waste Management of Illinois Inc.**
<b>Operator</b>	Waste Management of Illinois Inc.**

### Facility Facts

<b>Identification number</b>	0218160006
<b>Design capacity, airspace cu.yds.</b>	13,887,700
<b>Total permitted landfill area, acres</b>	213
<b>Permitted disposal area, acres</b>	175
<b>Highest permitted elevation, feet (msl)</b>	685
<b>Leachate monitoring stations</b>	3
<b>Groundwater monitoring wells</b>	18
<b>Methane collection system</b>	Active extraction with flare
<b>Years remaining, estimated by landfill</b>	29
<b>Date/year to open C date/year to close</b>	12-31-78 - 2029

### Wastes Received: 1998, 1999, 2000

	TOTAL WASTES ACCEPTED			OUT-OF-STATE WASTES ACCEPTED		
	gate cu. yds	tons	tons/day	gate cu/yds.	tons	% of total
<b>1998</b>	1,107,761	335,758	1,291	6,618	2,005	1
<b>1999</b>	1,054,290	319,482	1,229	16,243	4,922	2
<b>2000</b>	1,047,350	317,379	1,221	3,467	1,051	1
1998 State of Origin: Illinois, Iowa, Missouri    1999 State of Origin: Illinois, Iowa, Kentucky, Missouri, North Carolina						
2000 State of Origin: Illinois, Kentucky, Missouri						

### Remaining Capacities: Jan. 1, 2000, and Jan. 1, 2001

<b>2000 certified gate cu. yds. (tons)</b>	31,885,000	(9,662,000)
<b>2001 certified gate cu. yds. (tons)</b>	30,272,000	(9,173,000)

### Audits and Inspections

<b>Solid Waste Mgt. Fees paid in 2000</b>	\$223,980
<b>Last audited by Illinois EPA</b>	9-7-99, 10-10-00 & 8-21-01
<b>Facility inspected by</b>	Christian County Solid Waste Management Department & Ill. EPA, Springfield Regional Office

### Contacts

#### Owner

Waste Management of Illinois Inc.\*\*  
890 E. 1500 N. Road  
Taylorville, Ill. 62568  
Contact: Roy Whittinghill  
☎ 217-824-3942 Ext. 115

#### Operator

Waste Management of Illinois Inc.\*\*  
890 E. 1500 N. Road  
Taylorville, Ill. 62568  
Contact: Roy Whittinghill  
☎ 217-824-3942 Ext. 115

\*\*A subsidiary of Waste Management Inc. Midwest, 1001 Fannin, Suite 4000, Houston, Tex. 77002 \* 713-512-6200

## Litchfield-Hillsboro Landfill

<b>County</b>	Montgomery
<b>Municipality</b>	Litchfield
<b>Location</b>	Route 16 East
<b>Location ☎</b>	217-324-2811
<b>Hours of operation</b>	Mon.-Fri.: 7 a.m. - 4 p.m.
<b>Wastes accepted</b>	Municipal, nonhazardous special
<b>Tipping fee</b>	\$18.34 per ton
<b>Owner</b>	Envotech-Illinois LLC**
<b>Operator</b>	Envotech-Illinois LLC**

### Facility Facts

<b>Identification number</b>	1358150007
<b>Design capacity, airspace cu.yds.</b>	5,546,400
<b>Total permitted landfill area, acres</b>	148
<b>Permitted disposal area, acres</b>	62*
<b>Highest permitted elevation, feet (msl)</b>	723
<b>Leachate monitoring stations</b>	3
<b>Groundwater monitoring wells</b>	13
<b>Methane collection system</b>	Planned
<b>Years remaining, estimated by landfill</b>	14
<b>Date/year to open C date/year to close</b>	1976 - 2014

\*Lateral expansion consists of approximately 30 ac.

### Wastes Received: 1998, 1999, 2000

	TOTAL WASTES ACCEPTED			OUT-OF-STATE WASTES ACCEPTED		
	gate cu. yds	tons	tons/day	gate cu/yds.	tons	% of total
<b>1998</b>	439,899	133,303	513	21,997	6,666	5
<b>1999</b>	347,000	105,152	404	1,806	547	1
<b>2000</b>	350,000	106,061	408	2,733	828	1
1998 State of Origin: Illinois, Iowa, Missouri    1999 State of Origin: Illinois, Indiana, Iowa, Missouri    2000 State of Origin: Illinois, Missouri						

### Remaining Capacities: Jan. 1, 2000, and Jan. 1, 2001

<b>2000 certified gate cu. yds. (tons)</b>	6,317,000	(1,914,000)
<b>2001 certified gate cu. yds. (tons)</b>	4,760,000	(1,442,000)

### Audits and Inspections

<b>Solid Waste Mgt. Fees paid in 2000</b>	\$115,080
<b>Last audited by Illinois EPA</b>	10-28-98, 9-26-00 & 8-22-01
<b>Facility inspected by</b>	Montgomery County Health Department & Ill. EPA, Springfield Regional Office

### Contacts

Owner	Operator
Envotech-Illinois LLC** 2782 Landfill Trail Litchfield, Ill. 62056 Contact: Keith Shirley ☎ 217-324-2811	Envotech-Illinois LLC** 2782 Landfill Trail Litchfield, Ill. 62056 Contact: Rob Fosnock ☎ 217-324-2811

\*\*A subsidiary of Allied Waste Industries Inc., 15880 N. Greenway-Hayden Loop, Suite 100, Scottsdale, Ariz. 85260 \* 480-627-2700. Regional office: 12976 St. Charles Rock Road, Bridgeton, MO 63044 \* 314-739-5099



## Pike County Landfill

<b>County</b>	Pike
<b>Municipality</b>	Baylis
<b>Location</b>	Rural Route 1
<b>Location ☎</b>	217-833-2732
<b>Hours of operation</b>	Mon.-Fri.: 7 a.m. - 3 p.m.
<b>Wastes accepted</b>	Municipal, nonhazardous special
<b>Tipping fee</b>	\$10 per cubic yard
<b>Owner</b>	Pike County Landfill Inc.**
<b>Operator</b>	Pike County Landfill Inc.**

### Facility Facts

<b>Identification number</b>	1498160001
<b>Design capacity, airspace cu.yds.</b>	6,000,000
<b>Total permitted landfill area, acres</b>	77
<b>Permitted disposal area, acres</b>	69*
<b>Highest permitted elevation, feet (msl)</b>	836
<b>Leachate monitoring stations</b>	6
<b>Groundwater monitoring wells</b>	11
<b>Methane collection system</b>	Yes
<b>Years remaining, estimated by landfill</b>	18
<b>Date/year to open C date/year to close</b>	12-31-75 - 2018

\*Lateral expansion area is 37 ac.

### Wastes Received: 1998, 1999, 2000

	TOTAL WASTES ACCEPTED			OUT-OF-STATE WASTES ACCEPTED		
	gate cu. yds	tons	tons/day	gate cu/yds.	tons	% of total
<b>1998</b>	305,745	92,650	356	41,454	12,562	14
<b>1999</b>	338,795	102,665	395	39,960	12,109	12
<b>2000</b>	326,155	98,835	380	35,083	10,848	11
1998 State of Origin: Illinois, Iowa, Missouri, Nebraska			1999 State of Origin: Illinois, Iowa, Missouri, Nebraska			2000 State of Origin: Illinois, Iowa, Missouri, Nebraska

### Remaining Capacities: Jan. 1, 2000, and Jan. 1, 2001

<b>2000 certified gate cu. yds. (tons)</b>	5,451,000	(1,652,000)
<b>2001 certified gate cu. yds. (tons)</b>	5,806,000	(1,759,000)

### Audits and Inspections

<b>Solid Waste Mgt. Fees paid in 2000</b>	\$104,391
<b>Last audited by Illinois EPA</b>	6-16-98, 6-13-00 & 6-12-01
<b>Facility inspected by</b>	Illinois EPA, Springfield Regional Office

### Contacts

#### Owner

Pike County Landfill Inc.\*\*  
4700 N. Sterling Ave., P.O. Box 9071  
Peoria, Ill. 61614  
Contact: Ron L. Edwards  
☎ 309-676-4893

#### Operator

Pike County Landfill Inc.\*\*  
4700 N. Sterling Ave., P.O. Box 9071  
Peoria, Ill. 61614  
Contact: Ron L. Edwards  
☎ 309-676-4893

\*\*A separately incorporated affiliate of Peoria Disposal Co.

## RCS Landfill

<b>County</b>	Jersey
<b>Municipality</b>	Jerseyville
<b>Location</b>	1336 W. Crystal Lake Road
<b>Location ☎</b>	618-498-2024
<b>Hours of operation</b>	Mon.-Fri.: 7 a.m. - 5 p.m.
<b>Wastes accepted</b>	Municipal, nonhazardous special*
<b>Tipping fee</b>	\$35 per ton
<b>Owner</b>	RCS Inc.**
<b>Operator</b>	RCS Inc.**

\*Mod. 3 to Permit #1993-210-LF issued 4-5-95 approved the acceptance of special waste by generic procedures.

### Facility Facts

<b>Identification number</b>	0830250012
<b>Design capacity, airspace cu.yds.</b>	2,526,239
<b>Total permitted landfill area, acres</b>	190.6
<b>Permitted disposal area, acres</b>	23.6
<b>Highest permitted elevation, feet (msl)</b>	662
<b>Leachate monitoring stations</b>	2
<b>Groundwater monitoring wells</b>	9
<b>Methane collection system</b>	None
<b>Years remaining, estimated by landfill</b>	71
<b>Date/year to open C date/year to close</b>	1-31-95 - 2071

### Wastes Received: 1998, 1999, 2000

	TOTAL WASTES ACCEPTED			OUT-OF-STATE WASTES ACCEPTED		
	gate cu. yds	tons	tons/day	gate cu/yds.	tons	% of total
<b>1998</b>	76,568	23,202	89	0	0	0
<b>1999</b>	70,591	21,391	82	0	0	0
<b>2000</b>	47,416	14,368	55	0	0	0
1998 State of Origin: Illinois only    1999 State of Origin: Illinois only    2000 State of Origin: Illinois only						

### Remaining Capacities: Jan. 1, 2000, and Jan. 1, 2001

<b>2000 certified gate cu. yds. (tons)</b>	3,351,000	(1,015,000)
<b>2001 certified gate cu. yds. (tons)</b>	3,374,000	(1,022,000)

### Audits and Inspections

<b>Solid Waste Mgt. Fees paid in 2000</b>	\$11,300
<b>Last audited by Illinois EPA</b>	6-16-98, 6-20-00 & 6-19-01
<b>Facility inspected by</b>	Illinois EPA, Springfield Regional Office

### Contacts

Owner	Operator
RCS Inc.**	RCS Inc.**
1336 W. Crystal Lake Road	1336 W. Crystal Lake Road
Jerseyville, Ill. 62052	Jerseyville, Ill. 62052
Contact: Mike Whitlock	Contact: Mike Whitlock
☎ 618-656-6912	☎ 618-656-6912

\*\*A subsidiary of Allied Waste Industries Inc., 15880 N. Greenway-Hayden Loop, Suite 100, Scottsdale, Ariz. 85260 \* 480-627-2700. Regional office: 12976 St. Charles Rock Road, Bridgeton, MO 63044 \* 314-739-5099

## Sangamon Valley Landfill (Inactive)

<b>County</b>	Sangamon
<b>Municipality</b>	Springfield
<b>Location</b>	2565 Sand Hill Road
<b>Location ☎</b>	217-525-4030
<b>Hours of operation</b>	N/A
<b>Wastes accepted</b>	N/A
<b>Tipping fee</b>	N/A
<b>Owner</b>	Sangamon Valley Landfill Inc.**
<b>Operator</b>	Sangamon Valley Landfill Inc.**

### Facility Facts

<b>Identification number</b>	1678220037
<b>Design capacity, airspace cu.yds.</b>	N/A
<b>Total permitted landfill area, acres</b>	136
<b>Permitted disposal area, acres</b>	95
<b>Highest permitted elevation, feet (msl)</b>	667
<b>Leachate monitoring stations</b>	4
<b>Groundwater monitoring wells</b>	21 + 8 + 5 (temp.) = 34*
<b>Methane collection system</b>	Gas-to-energy
<b>Years remaining, estimated by landfill</b>	25*
<b>Date/year to open C date/year to close</b>	3-12-81 - 2026

\*Supp. Permits #1999-313-SP and 2000-201-SP changed the GW Monitoring system.

### Wastes Received: 1998, 1999, 2000

	TOTAL WASTES ACCEPTED			OUT-OF-STATE WASTES ACCEPTED		
	gate cu. yds	tons	tons/day	gate cu/yds.	tons	% of total
<b>1998</b>	0	0	0	0	0	0
<b>1999</b>	0	0	0	0	0	0
<b>2000</b>	0	0	0	0	0	0
1998 State of Origin: N/A    1999 State of Origin: N/A    2000 State of Origin: N/A						

### Remaining Capacities: Jan. 1, 2000, and Jan. 1, 2001

<b>2000 certified gate cu. yds. (tons)</b>	18,928,000	(5,736,000)
<b>2001 certified gate cu. yds. (tons)</b>	12,618,000	(3,824,000)

\*Permits transferred to new owners on 2-18-00, permit application to develop area 2 is pending. Significant modification permit application currently under review, will reduce capacity to 5.1 million cu. yds.

### Audits and Inspections

<b>Solid Waste Mgt. Fees paid in 2000</b>	\$0
<b>Last audited by Illinois EPA</b>	N/A
<b>Facility inspected by</b>	Sangamon County Department of Public Health & Ill. EPA, Springfield Regional Office

### Contacts

Owner	Operator
Sangamon Valley Landfill Inc.** 4340 Acre Grove Dr., Suite B Springfield, Ill. 62707 Contact: Paul Howe ☎ 217-787-6079	Sangamon Valley Landfill Inc.** 2565 Sand Hill Road Springfield, Ill. 62707 Contact: Bryan Deming ☎ 217-522-7797

\*\*A subsidiary of Allied Waste Industries Inc., 15880 N. Greenway-Hayden Loop, Suite 100, Scottsdale, Ariz. 85260 \* 480-627-2700. Regional office: 4340 Acre Grove Dr., Suite B, Springfield, Ill. 62707 \* 217-787-6079

## Area Disposal Transfer Station

<b>County</b>	Logan
<b>Municipality</b>	Lincoln
<b>Location</b>	835 1575th St.
<b>Location ☎</b>	217-735-5881
<b>Hours of operation</b>	Mon. - Fri.: 8 a.m. - 5 p.m.
<b>Wastes accepted</b>	Municipal, recyclables
<b>Tipping fee</b>	\$21/cu. yd.
<b>Owner</b>	Peoria Disposal Co.
<b>Operator</b>	Area Disposal Co.**

### Facility Facts

<b>Identification number</b>	1078160001
<b>Opened, year</b>	1982
<b>Facility acreage</b>	15-20

### Wastes Received: 1998, 1999, 2000

	<u>Tons per year</u>	<u>Tons per day (average)</u>
<b>1998</b>	N/A	N/A
<b>1999</b>	N/A	N/A
<b>2000</b>	N/A	N/A

### Inspections

<b>Facility inspected by</b>	Illinois EPA, Springfield Regional Office
------------------------------	---

### Contacts

<b>Owner</b>	<b>Operator</b>
Peoria Disposal Co. 4700 N. Sterling Ave., P.O. Box 9071 Peoria, Ill. 61614 ☎ 309-676-4893	Area Disposal Co.** 4700 N. Sterling Ave., P.O. Box 9071 Peoria, Ill. 61614 ☎ 309-676-4893

\*\*A subsidiary of Coulter Companies, 4700 N. Sterling Ave., P.O. Box 9071, Peoria, Ill. 61614 \* 309-676-4893

## Waste Management/Pana Transfer Station

<b>County</b>	Christian
<b>Municipality</b>	Pana
<b>Location</b>	412 N. Garfield
<b>Location ☎</b>	217-562-4011
<b>Hours of operation</b>	Mon.: 7-10 a.m.; Fri.: 2-5 p.m.
<b>Wastes accepted</b>	Municipal
<b>Tipping fee</b>	\$45.00/ton
<b>Owner</b>	Waste Management of Illinois Inc.**
<b>Operator</b>	Waste Management of Illinois Inc.

### Facility Facts

<b>Identification number</b>	0218100002
<b>Opened, year</b>	1978
<b>Facility acreage</b>	2

### Wastes Received: 1998, 1999, 2000

	<u>Tons per year</u>	<u>Tons per day (average)</u>
<b>1998</b>	6,684	25
<b>1999</b>	N/A	N/A
<b>2000</b>	1,076	5

### Inspections

<b>Facility inspected by</b>	Illinois EPA, Springfield Regional Office & Christian County Solid Waste Management Department
------------------------------	---

### Contacts

<b>Owner</b>	<b>Operator</b>
Waste Management of Illinois Inc.** 890 E. 1500 N. Road Taylorville, Ill. 62568 ☎ 217-824-3942	Waste Management of Illinois Inc. 890 E. 1500 N. Road Taylorville, Ill. 62658 ☎ 217-824-3942

\*\*A subsidiary of Waste Management Inc. Midwest, 1001 Fannin, Suite 4000, Houston, Tex. 77002 \* 713-512-6200. Address given above is for Five Oaks Recycling & Disposal Facility.

## Waste Management/Springfield Transfer Station

<b>County</b>	Sangamon
<b>Municipality</b>	Springfield
<b>Location</b>	3000 E. Ash St.
<b>Location ☎</b>	217-523-5497
<b>Hours of operation</b>	Mon. - Sat.: 5 a.m. - 6 p.m.
<b>Wastes accepted</b>	Municipal, recyclables, landscape waste
<b>Tipping fee</b>	N/A
<b>Owner</b>	Waste Management of Illinois Inc.**
<b>Operator</b>	Waste Management of Illinois Inc.

### Facility Facts

<b>Identification number</b>	1671200127
<b>Opened, year</b>	1980
<b>Facility acreage</b>	3.6

### Wastes Received: 1998, 1999, 2000

	Tons per year	Tons per day (average)
<b>1998</b>	N/A	N/A
<b>1999</b>	N/A	N/A
<b>2000</b>	N/A	N/A

### Inspections

<b>Facility inspected by</b>	Illinois EPA, Springfield Regional Office & Sangamon County Department of Public Health
------------------------------	--

### Contacts

Owner	Operator
Waste Management of Illinois Inc.** 3000 E. Ash St. Springfield, Ill. 62703 ☎ 217-523-5497	Waste Management of Illinois Inc. 3000 E. Ash St. Springfield, Ill. 62703 ☎ 217-523-5497

\*\*A subsidiary of Waste Management Inc. Midwest, 1001 Fannin, Suite 4000, Houston, Tex. 77002 \* 713-512-6200

## Dirksen Parkway Compost Facility

<b>County</b>	Sangamon
<b>Municipality</b>	Springfield
<b>Location</b>	2901 S. Dirksen Parkway
<b>Location ☎</b>	N/A
<b>Hours of operation</b>	N/A
<b>Wastes Accepted</b>	Grass, Leaves, Brush
<b>Owner</b>	Secretary of State, Physical Services
<b>Operator</b>	Secretary of State, Physical Services

### Facility Facts

<b>Identification number</b>	1671200110
<b>Date/Year Open - Date/Year Closed</b>	6-22-90 -
<b>Permit Expires</b>	1-11-04
<b>Facility Inspected By</b>	Sangamon County Dept. of Public Health & Illinois EPA, Springfield Regional Office

### Landscape Waste Received (cu. yds): 1998, 1999 & 2000

	<b>Grass cu. yds.</b>	<b>Leaves cu. yds.</b>	<b>Brush cu. yds.</b>
<b>1998</b>	15	18	6
<b>1999</b>	16	17	6
<b>2000</b>	16	17	7

### Total Landscape Waste Received (tons): 1998, 1999 & 2000

<b>1998 tons per year</b>	11
<b>1999 tons per year</b>	11
<b>2000 tons per year</b>	11

### 2000 Amounts Used/Sold (cubic yards)

	<b>Composted</b>	<b>Chipped/Shredded</b>
<b>Land Reclamation</b>	0	0
<b>Daily Landfill Cover</b>	0	0
<b>Final Landfill Cover</b>	0	0
<b>Landscaping</b>	20	0
<b>Land Application at Agronomic Rates</b>	0	0
<b>Other</b>	0	0
<b>TOTAL</b>	20	0

### Contacts

#### Owner

Secretary of State, Physical Services  
Room 189, Howlett Building  
Springfield, Ill. 62756  
☎ 217-782-6530

#### Operator

Secretary of State, Physical Services  
2901 S. Dirksen Parkway  
Springfield, Ill. 62702  
☎ 217-782-6530

## Excel Corporation Compost Site (New)

<b>County</b>	Cass
<b>Municipality</b>	Beardstown
<b>Location</b>	8295 Arenzville Road
<b>Location ☎</b>	217-323-3774
<b>Hours of operation</b>	Mon. - Fri.: daylight hours
<b>Wastes Accepted</b>	Agricultural crop waste, landscape waste, wood waste, organics*
<b>Owner</b>	Excel Corporation
<b>Operator</b>	Excel Corporation

\*Maximum amount of waste and additives received cannot exceed 25,000 tons/year

### Facility Facts

<b>Identification number</b>	0170155001
<b>Date/Year Open - Date/Year Closed</b>	7-25-00-
<b>Permit Expires</b>	N/A
<b>Facility Inspected By</b>	Illinois EPA, Springfield Regional Office

### Landscape Waste Received (cu. yds): 1998, 1999 & 2000

	<b>Grass cu. yds.</b>	<b>Leaves cu. yds.</b>	<b>Brush cu. yds.</b>
<b>1998</b>	N/A	N/A	N/A
<b>1999</b>	N/A	N/A	N/A
<b>2000</b>	N/A	N/A	N/A

### Total Landscape Waste Received (tons): 1998, 1999 & 2000

<b>1998 tons per year</b>	N/A
<b>1999 tons per year</b>	N/A
<b>2000 tons per year</b>	N/A

### 2000 Amounts Used/Sold (cubic yards)

	<b>Composted</b>	<b>Chipped/Shredded</b>
<b>Land Reclamation</b>	N/A	N/A
<b>Daily Landfill Cover</b>	N/A	N/A
<b>Final Landfill Cover</b>	N/A	N/A
<b>Landscaping</b>	N/A	N/A
<b>Land Application at Agronomic Rates</b>	N/A	N/A
<b>Other</b>	N/A	N/A
<b>TOTAL</b>	N/A	N/A

### Contacts

#### Owner

Excel Corporation  
8295 Arenzville Road  
Beardstown, Ill. 62618  
☎ 217-323-3774

#### Operator

Excel Corporation  
8295 Arenzville Road  
Beardstown, Ill. 62618  
☎ 217-323-3774



## Quincy Compost Facility

<b>County</b>	Adams
<b>Municipality</b>	Quincy
<b>Location</b>	200 E. Lock & Dam Road
<b>Location ☎</b>	217-228-4555
<b>Hours of operation</b>	N/A
<b>Wastes Accepted</b>	Grass, Leaves, Brush
<b>Owner</b>	City of Quincy
<b>Operator</b>	City of Quincy

### Facility Facts

<b>Identification number</b>	0010650038
<b>Date/Year Open - Date/Year Closed</b>	2-27-90 -
<b>Permit Expires</b>	9-24-03
<b>Facility Inspected By</b>	Illinois EPA, Springfield Regional Office

### Landscape Waste Received (cu. yds): 1998, 1999 & 2000

	<b>Grass cu. yds.</b>	<b>Leaves cu. yds.</b>	<b>Brush cu. yds.</b>
<b>1998</b>	2,850	6,965	N/A
<b>1999</b>	2,820	7,315	N/A
<b>2000</b>	2,745	6,380	N/A

Estimated volumes; No scale is available to weigh material.

### Total Landscape Waste Received (tons): 1998, 1999 & 2000

<b>1998 tons per year</b>	3,230
<b>1999 tons per year</b>	3,321
<b>2000 tons per year</b>	2,374

### 2000 Amounts Used/Sold (cubic yards)

	<b>Composted</b>	<b>Chipped/Shredded</b>
<b>Land Reclamation</b>	0	0
<b>Daily Landfill Cover</b>	0	0
<b>Final Landfill Cover</b>	0	0
<b>Landscaping</b>	~1,000	~2,000
<b>Land Application at Agronomic Rates</b>	0	0
<b>Other</b>	0	0
<b>TOTAL</b>	~1,000	~2,000

All volumes are estimated.

### Contacts

#### Owner

City of Quincy  
730 Maine St., Suite 215  
Quincy, Ill. 62301  
☎ 217-228-4555

#### Operator

City of Quincy  
200 E. Lock & Dam Road  
Quincy, Ill. 62301  
☎ 217-228-4555

## Sangamon One

<b>County</b>	Sangamon
<b>Municipality</b>	Springfield
<b>Location</b>	Rural Route 4, Recreation Drive
<b>Location ☎</b>	N/A
<b>Hours of operation</b>	N/A
<b>Wastes Accepted</b>	Brush chipping only (no permit required)
<b>Owner</b>	City of Springfield
<b>Operator</b>	City of Springfield

### Facility Facts

<b>Identification number</b>	1671200134
<b>Date/Year Open - Date/Year Closed</b>	8-7-91 - permit expired
<b>Permit Expires</b>	Expired
<b>Facility Inspected By</b>	Sangamon County Dept. of Public Health & Illinois EPA, Springfield Regional Office

### Landscape Waste Received (cu. yds): 1998, 1999 & 2000

	<b>Grass cu. yds.</b>	<b>Leaves cu. yds.</b>	<b>Brush cu. yds.</b>
<b>1998</b>	0	0	30,000
<b>1999</b>	0	0	32,000
<b>2000</b>	0	0	35,000

### Total Landscape Waste Received (tons): 1998, 1999 & 2000

<b>1998 tons per year</b>	4,500
<b>1999 tons per year</b>	4,800
<b>2000 tons per year</b>	5,250

### 2000 Amounts Used/Sold (cubic yards)

	<b>Composted</b>	<b>Chipped/Shredded</b>
<b>Land Reclamation</b>	0	0
<b>Daily Landfill Cover</b>	0	0
<b>Final Landfill Cover</b>	0	0
<b>Landscaping</b>	0	20,000
<b>Land Application at Agronomic Rates</b>	0	15,000*
<b>Other</b>	0	0
<b>TOTAL</b>	0	35,000

\*Land applied at agronomic rates

### Contacts

#### Owner

City of Springfield  
Municipal Center West  
Springfield, Ill. 62701  
☎ 217-789-2255

#### Operator

City of Springfield  
Municipal Center West  
Springfield, Ill. 62701  
☎ 217-789-2255

## Region Six: Metropolitan East St. Louis

# Landfills Transfer Stations Compost Facilities



*Milam RDF, East St. Louis ranks #3 in the State for wastes disposed (61 percent of its receipts are from out-of-state sources)*

This page left blank intentionally

**L**AST YEAR ON JAN. 1, 2000, REGION SIX LANDFILLS reported a total capacity explosion of 159.3 percent. The available capacity of 130.6 million gate cubic yards recorded for that date was 8.0 million gate cubic yards more than the volume reported one year later. This was the highest capacity increase and the only region to report an increase.

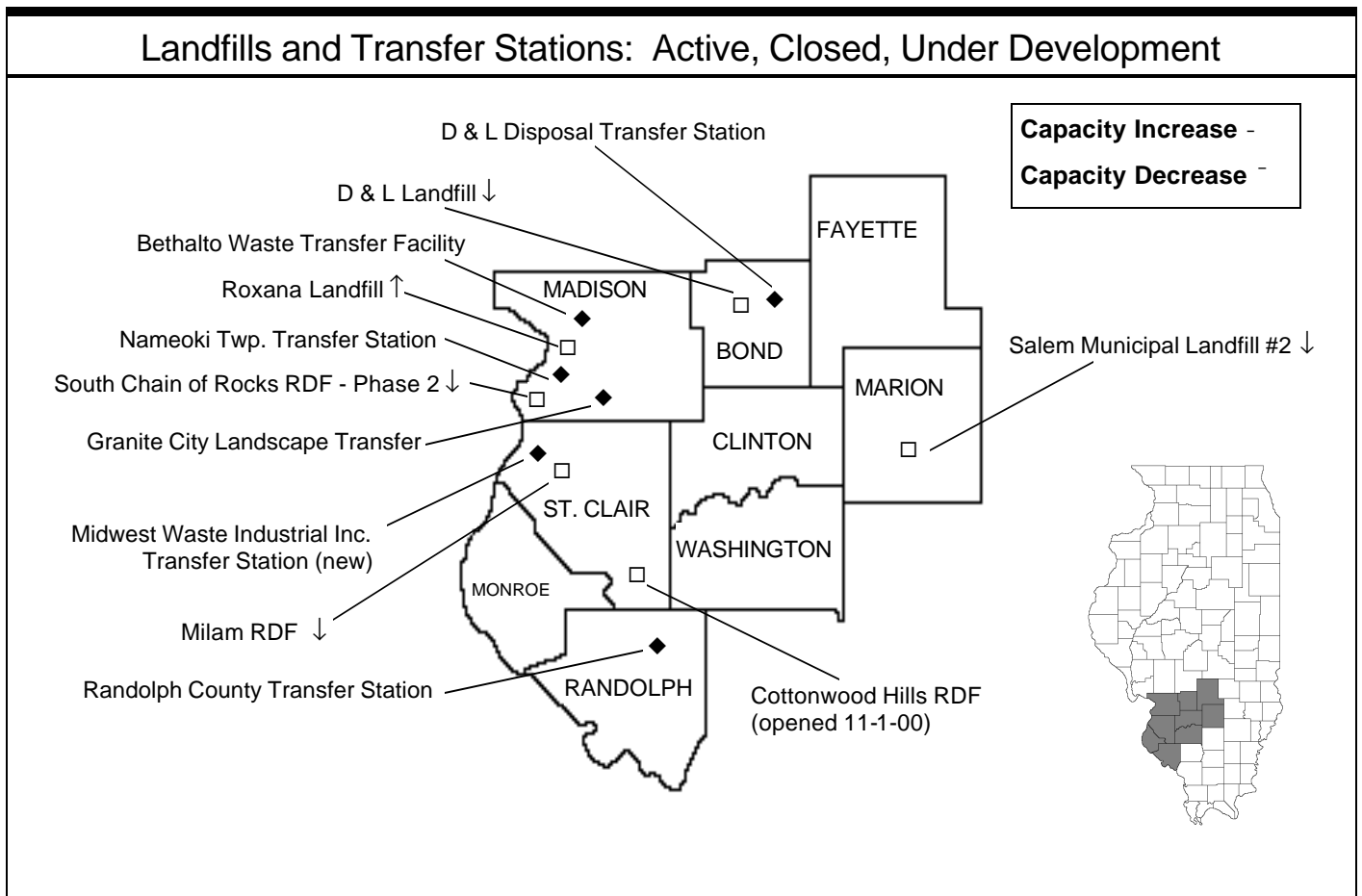
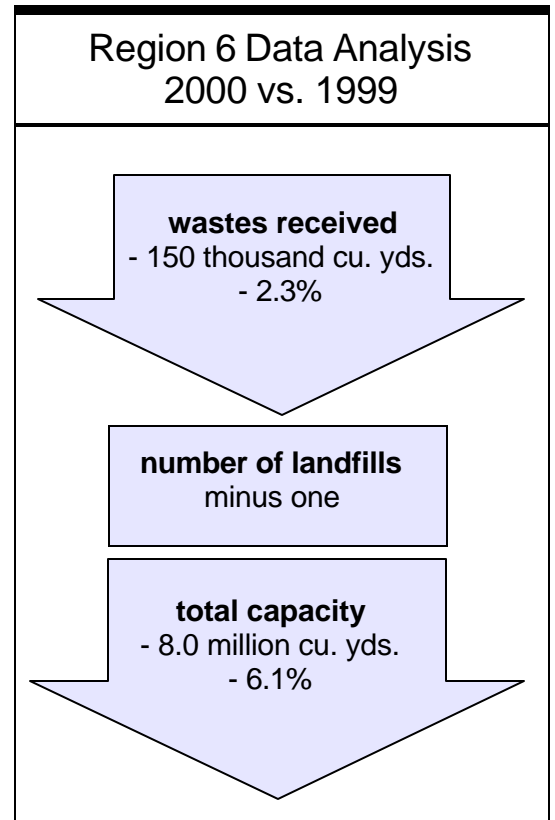
No Regions reported an increase in capacity remaining on Jan. 1, 2001.

Almost 81.4 million gate cubic yards is reported by Cottonwood Hills RDF, Marissa, a facility that accepted waste during the last two months of 2000.

### Sharper focus

Other percentages help bring this snapshot into sharper focus. Region Six, as of Jan. 1, 2001, contributed 16.5 percent of the State's available landfill capacity. During 2000, these facilities absorbed 12.9 percent of solid wastes landfilled statewide.

The more than 6.4 million gate cubic yards of wastes landfilled in the Region in 2000 were 150 thousand gate cubic yards, or 2.3 percent less than the previous year.



<b>Counties</b>	<b>9</b>
<b>Area (square miles)</b>	<b>5,061</b>
<b>Population (est.)</b>	<b>705,847</b>
<b>Landfill life expectancy</b>	
<b>Years remaining</b>	<b>19 ♦</b>
<b>Landfills</b>	
<b>New in 2000</b>	<b>1</b>
<b>Active in 2000</b>	<b>6</b>
<b>Open past 2002</b>	<b>5</b>
<b>Transfer Stations</b>	
<b>Active in 2000</b>	<b>5</b>
<b>Compost facilities</b>	
<b>Active in 2000</b>	<b>7</b>
<b>Inactive in 2000</b>	<b>1</b>
♦ Total remaining capacity (from table below) divided by total wastes accepted. Tells how long the region may be served by local landfills at current disposal rates, barring capacity adjustments, until capacity is depleted.	

### New landfill being developed in St. Clair County

The region's capacity received an enormous boost when Cottonwood Hills Recycling and Disposal Facility (RDF), near Marissa, began accepting wastes, and became number 2 in the state in terms of capacity. The facility occupies a total area of 437 acres and is seeking, initially, a permitted disposal area of 206 acres, and a design airspace capacity of 42 million cubic yards. Airspace is the bubble that will be filled by wastes, by daily cover (soil or alternative materials spread atop the wastes at the end of each working day) and, finally, by the landfill's final clay and topsoil cap.

Cottonwood Hills will be about half the size of the proposed Spoon Ridge Landfill expansion in Region Three, in Fulton County.

These two landfills are #1 and #2 in terms of capacity in Illinois, but only Cottonwood Hills capacity was accessible.

### Greater than half of wastes came from out of state

Salem Municipal Landfill #2 was the only active facility in the region that did not accept out-of-state wastes. Other landfills thrived on them. Of total wastes accepted in the Region Six, 3.4 million cubic yards, or 53.5 percent, originated elsewhere.

Landfills: Wastes Accepted 2000; Remaining Capacities Jan. 1, 2001								
	Municipality	County	Wastes		Capacity		Disp. Area Acres	Close Year
			Cu. Yds.	Rank <sup>1</sup>	Cu. Yds.	Rank <sup>2</sup>		
Cottonwood Hills RDF ♦ <sup>3</sup>	Marissa	St. Clair	13,925	52	81,447,000	2	206	2030
D & L Landfill ♦	Greenville	Bond	193,234	43	8,688,000	24	63	2045
Milam RDF ♦	East St. Louis	St. Clair	3,512,150	3	18,317,000	15	176	2006
Roxana Landfill ♦	Roxana	Madison	930,658	16	12,824,000	16	72.4	2013
Salem Municipal Landfill #2	Salem	Marion	68,578	49	586,000	46	22	2012
S. Chain of Rocks RDF-Phase 2 ♦ <sup>4</sup>	Granite City	Madison	1,651,243	8	723,000	45	64	2001
<b>Totals</b>			<b>6,369,788</b>		<b>122,585,000</b>			

♦ Five landfills accepted out-of-state wastes during 2000 totaling 3,405,249 cubic yards, or 53.5% of the region's total.

<sup>1</sup> Standing among 53 landfills that accepted wastes during 2000.

<sup>2</sup> Standing among 53 landfills that reported capacity as of Jan. 1, 2001.

<sup>3</sup> Cottonwood Hills RDF accepted its first waste on Nov. 1, 2000.

<sup>4</sup> Still open at end of 2001.

Fully 71 percent of wastes interred in 2000 at South Chain of Rocks RDF, Granite City came from out-of-state; and at Milam RDF, East St. Louis it was 61 percent.

Milam RDF had the distinction of ranking third in the state in quantities of wastes disposed during 2000, and fifteenth in available capacity as of Jan. 1, 2001. South Chain of Rocks RDF ranked number 8 in terms of waste recycling.

**Madison and St. Clair counties conduct inspections**

The Illinois EPA has delegated inspection authority to the Madison County Planning & Development Department and the St. Clair County Health Department.

Delegation agreements authorize these agencies to conduct many of the duties that would otherwise be performed by the Illinois EPA field office: investigating and enforcing suspected violations of land pollution laws and reports of open dumping, and inspecting landfills, transfer stations and compost facilities permitted through the Agency’s Bureau of Land.

(Inspections also include industrial landfills, or monofills, and landfills that closed prior to 1998; these facilities are not included in this report.)

Both Madison and St. Clair Counties have two active landfills each. Both counties also have two compost facilities each, but only Madison County has transfer stations (three).

**Five transfer stations were open for business, but three didn’t voluntarily report**

One two of the transfer stations in Region Six voluntarily reported the amount of wastes handled during 2000, so the amount of waste transferred by these facilities is under represented.

**Questions and Complaints**

Illinois EPA region Six field office personnel investigate reports of suspected illegal waste disposal, and inspect the region’s landfills, transfer stations and compost facilities, except in **Madison and St. Clair counties**, where joint responsibility has been delegated to local authorities.

Questions or complaints concerning pollution control facilities, open dumping or other incidents should be directed to the office having jurisdiction over the site:

**Illinois EPA**  
**2009 Mall St.**  
**Collinsville, Ill. 62234**  
**Phone: 618-346-5120**  
**Fax: 618-346-5155**

**Madison County Planning & Development Dept.**  
**157 N. Main, Suite 254**  
**Edwardsville, Ill. 62025-1954**  
**Phone: 618-692-7040 Ext. 4663**  
**Fax: 618-692-8982**

**St. Clair County Health Department**  
**19 Public Square, Suite 150**  
**Belleville, Ill. 62220**  
**Phone: 618-233-7769**  
**Fax: 618-236-0676**

Transfer Stations: Wastes Handled 2000			
	Municipality	County	Tons
Bethalto Waste Transfer	Bethalto	Madison	N/A
D & L Disposal	Greenville	Bond	41,670
Granite City Landscape	Granite City	Madison	8,320
Midwest Waste Ind. Inc. <sup>1</sup>	Cahokia	St. Clair	N/A
Nameoki Township	Granite City	Madison	N/A
Randolph County	Sparta	Randolph	N/A
<b>Total</b>			<b>49,990</b>

<sup>1</sup> Under development in 2000.

## Municipal Waste Management Plans

The Solid Waste Planning and Recycling Act requires all Illinois counties and the city of Chicago to develop, adopt and implement 20-year municipal waste management plans.

Plans include programs and recommendations to achieve solid waste management goals, which typically include waste reduction, recycling, incineration and landfilling as program options.

The law requires each plan to include a program designed to recycle 15 percent of municipal wastes by the end of the third year of the program and 25 percent of municipal wastes by the end of the fifth year, depending upon the availability of markets.

Every five years each plan must identify changes in planning areas, evaluate progress in plan implementation and, if necessary, revise plan recommendations and goals. The county also has the option of updating its solid waste generation rate. The plan is then submitted to the Illinois EPA for review and comment.

Five year plan updates have been adopted by all the Region 6 counties.

Additionally, Madison, Monroe and St. Clair counties have also completed ten year plan updates.

Questions concerning these plans and their availability should be directed to the appropriate local administrators listed in Appendix K of this report.

**Details concerning Region Six landfills, transfer stations and compost facilities follow on pages R6.5 through R6.26.**

## Composting followed familiar pattern

Seven compost facilities processed almost 65,000 tons of landscape wastes, an amount equal to about one percent of all wastes disposed in Region Six.

Roxana Landfill Authority and Milam RDF composted 44 and 25 percent of the region's landscape wastes respectively.

### Compost Facilities: Wastes Accepted 2000

	Municipality	County	Tons
BFI Modern Landfill	Belleville	St. Clair	9,177
Centralia Landscape	Centralia	Marion	68
D & L Landfill <sup>1</sup>	Greenville	Bond	0
Milam RDF	E. St. Louis	St. Clair	16,391
Nashville Municipal	Nashville	Washington	346
Red Bud Composting <sup>2</sup>	Red Bud	Randolph	0
Roxana Landfill	Roxana	Madison	28,608
Salem Municipal Landfill #2	Salem	Marion	522
South Chain of Rocks <sup>3</sup>	Granite City	Madison	9,695
<b>Total</b>			<b>64,807</b>

<sup>1</sup> Inactive in 2000

<sup>2</sup> Closed in 1998

<sup>3</sup> Site closed in Aug. 2001

## Recycling rates varied from one to 44 percent

The Illinois EPA encourages but does not regulate recycling, and is not obligated to collect and report recycling data; it does, however, as a public service, seek this information from county recycling coordinators. Five counties did not respond to the recycling survey.

Recycling rates in Region Six ranged from a low of one percent to a high of 44 percent. The regional average recycling rate was 33.5 percent. ♦

### Municipal Wastes Recycled

County	Estimated Population as of 7-1-99	Waste Generated		Waste Recycled	
		Tons	PCD	Tons	Percent
Bond	17,070	6,577	2.4	1,366	21.0
Clinton	34,777	17,215	2.7	3,000	18.0
Fayette	21,604	19,657	5.1	4,158	21.0
Madison <sup>1</sup>	258,941	369,337	7.8	135,867	37.0
Marion	42,035	41,561	4.5	5,282	15.0
Monroe	25,931	15,616	3.3	1,733	11.0
Randolph	34,082	27,736	4.3	2,753	9.9
St. Clair	256,082	140,205	3.0	61,843	44.0
Washington	15,325	6,944	2.5	60	1.0
<b>Totals</b>	<b>705,847</b>	<b>644,848</b>	<b>5.0</b>	<b>216,062</b>	<b>33.5%<sup>2</sup></b>

<sup>1</sup> Has residential recycling ordinance.

<sup>2</sup> Regional average.



## Cottonwood Hills RDF

<b>County</b>	St. Clair
<b>Municipality</b>	Marissa
<b>Location</b>	10400 Hillstown Road
<b>Location ☎</b>	708-409-3548
<b>Hours of operation</b>	Mon.-Fri.: 3 a.m. - 5 p.m.
<b>Wastes accepted</b>	Municipal, nonhazardous special, C & D debris, asbestos
<b>Tipping fee</b>	\$27.50 per ton
<b>Owner</b>	Waste Management of Illinois Inc.**
<b>Operator</b>	Waste Management of Illinois Inc.**

\*Modification #1 approved 3-3-00 removed Village of Marissa as owner.

### Facility Facts

<b>Identification number</b>	1630755017
<b>Design capacity, airspace cu.yds.</b>	39,336,000
<b>Total permitted landfill area, acres</b>	437
<b>Permitted disposal area, acres</b>	206
<b>Highest permitted elevation, feet (msl)</b>	575
<b>Leachate monitoring stations</b>	10
<b>Groundwater monitoring wells</b>	10
<b>Methane collection system</b>	67 extraction wells
<b>Years remaining, estimated by landfill</b>	30
<b>Date/year to open C date/year to close</b>	11-1-00* - 2030

\*Opened only two months in 2000

### Wastes Received: 1998, 1999, 2000

	TOTAL WASTES ACCEPTED			OUT-OF-STATE WASTES ACCEPTED		
	gate cu. yds	tons	tons/day	gate cu/yds.	tons	% of total
<b>1998</b>	0	0	0	0	0	0
<b>1999</b>	0	0	0	0	0	0
<b>2000</b>	13,925	4,220	16	3,691	1,119	27
1998 State of Origin: N/A    1999 State of Origin: N/A    2000 State of Origin: Missouri						

### Remaining Capacities: Jan. 1, 2000, and Jan. 1, 2001

<b>2000 certified gate cu. yds. (tons)</b>	83,589,000	(25,330,000)
<b>2001 certified gate cu. yds. (tons)</b>	81,447,000	(24,681,000)

### Audits and Inspections

<b>Solid Waste Mgt. Fees paid in 2000</b>	\$3,985
<b>Last audited by Illinois EPA</b>	7-17-01
<b>Facility inspected by</b>	St. Clair County Health Department & Ill. EPA, Collinsville Regional Office

### Contacts

Owner	Operator
Waste Management of Illinois Inc.** 601 Madison Road East St. Louis, Ill. 62201 Contact: Ernest H. Dennison ☎ 618-271-6788 Ext. 122	Waste Management of Illinois Inc.** 601 Madison Road East St. Louis, Ill. 62201 Contact: Ernest H. Dennison ☎ 618-271-6788 Ext. 122

\*Waste Management of Illinois Inc., a subsidiary of Waste Management Inc. Midwest, 1001 Fannin, Suite 4000, Houston, Tex. 77002 \* 713-512-6200

## D & L Landfill

<b>County</b>	Bond
<b>Municipality</b>	Greenville
<b>Location</b>	825 Willard Street
<b>Location ☎</b>	618-664-2587
<b>Hours of operation</b>	Mon.-Fri.: 7 a.m. - 4 p.m.
<b>Wastes accepted</b>	Municipal, nonhazardous special
<b>Tipping fee</b>	\$18 per ton
<b>Owner</b>	D & L Landfill Inc.
<b>Operator</b>	D & L Landfill Inc.

### Facility Facts

<b>Identification number</b>	0050050001
<b>Design capacity, airspace cu.yds.</b>	4,500,000
<b>Total permitted landfill area, acres</b>	217
<b>Permitted disposal area, acres</b>	63*
<b>Highest permitted elevation, feet (msl)</b>	605
<b>Leachate monitoring stations</b>	1
<b>Groundwater monitoring wells</b>	26
<b>Methane collection system</b>	None
<b>Years remaining, estimated by landfill</b>	45
<b>Date/year to open C date/year to close</b>	1974 - 2045

\*Area #1 - (2.1 million in-place cu. yds. capacity); Area #2 - 32 ac. (2.4 million cu. yds. capacity)

### Wastes Received: 1998, 1999, 2000

	TOTAL WASTES ACCEPTED			OUT-OF-STATE WASTES ACCEPTED		
	gate cu. yds	tons	tons/day	gate cu/yds.	tons	% of total
<b>1998</b>	72,446	21,953	84	8,846	2,681	12
<b>1999</b>	245,255	74,320	286	47,459	14,382	19
<b>2000</b>	193,234	58,556	225	50,191	15,209	26
1998 State of Origin: Alabama, Illinois, Missouri    1999 State of Origin: Illinois, Missouri    2000 State of Origin: Illinois, Missouri						

### Remaining Capacities: Jan. 1, 2000, and Jan. 1, 2001

<b>2000 certified gate cu. yds. (tons)</b>	13,322,000	(4,037,000)
<b>2001 certified gate cu. yds. (tons)</b>	8,688,000	(2,633,000)

### Audits and Inspections

<b>Solid Waste Mgt. Fees paid in 2000</b>	\$25,000
<b>Last audited by Illinois EPA</b>	5-25-99, 11-8-00 & 5-29-01
<b>Facility inspected by</b>	Illinois EPA, Collinsville Regional Office

### Contacts

Owner	Operator
D & L Landfill Inc. 825 Willard St., Rural Route 3 Greenville, Ill. 62246 Contact: Lee Roy McCray ☎ 618-664-2587	D & L Landfill Inc. 825 Willard St., Rural Route 3 Greenville, Ill. 62246 Contact: Don McCray ☎ 618-664-2587

## Milam Recycling and Disposal Facility

<b>County</b>	St. Clair
<b>Municipality</b>	East St. Louis
<b>Location</b>	601 Madison Road
<b>Location ☎</b>	618-271-6788 Ext. 122
<b>Hours of operation</b>	Mon.-Fri.: 4 a.m. - 4 p.m.; Sat.: 5 a.m. - 2 p.m.
<b>Wastes accepted</b>	Municipal, nonhazardous special
<b>Tipping fee</b>	\$30.33 per ton
<b>Owner</b>	Waste Management of Illinois Inc.**
<b>Operator</b>	Waste Management of Illinois Inc.**

### Facility Facts

<b>Identification number</b>	1630450001
<b>Design capacity, airspace cu.yds.</b>	15,163,000
<b>Total permitted landfill area, acres</b>	208
<b>Permitted disposal area, acres</b>	176
<b>Highest permitted elevation, feet (msl)</b>	567
<b>Leachate monitoring stations</b>	1
<b>Groundwater monitoring wells</b>	26
<b>Methane collection system</b>	Gas-to-energy
<b>Years remaining, estimated by landfill</b>	5
<b>Date/year to open C date/year to close</b>	1974 - 2006

\*Phase IV West is authorized to accept waste as of 3-1-00.

### Wastes Received: 1998, 1999, 2000

	TOTAL WASTES ACCEPTED			OUT-OF-STATE WASTES ACCEPTED		
	gate cu. yds	tons	tons/day	gate cu/yds.	tons	% of total
<b>1998</b>	4,804,632	1,455,949	5,600	3,253,849	986,015	68
<b>1999</b>	3,836,180	1,162,479	4,471	2,320,613	703,216	60
<b>2000</b>	3,512,150	1,064,288	4,093	2,159,586	654,420	61
1998 State of Origin: Illinois, Missouri    1999 State of Origin: Illinois, Iowa, Missouri    2000 State of Origin: Illinois, Indiana, Missouri						

### Remaining Capacities: Jan. 1, 2000, and Jan. 1, 2001

<b>2000 certified gate cu. yds. (tons)</b>	19,800,000	(6,000,000)
<b>2001 certified gate cu. yds. (tons)</b>	18,317,000	(5,551,000)

### Audits and Inspections

<b>Solid Waste Mgt. Fees paid in 2000</b>	\$747,297
<b>Last audited by Illinois EPA</b>	4-13-99, 10-23-00 & 9-25-01
<b>Facility inspected by</b>	St. Clair County Health Department & Ill. EPA, Collinsville Regional Office

### Contacts

Owner	Operator
Waste Management of Illinois Inc.** 601 Madison Road East St. Louis, Ill. 62201 Contact: Ernest H. Dennison ☎ 618-271-6788 Ext. 122	Waste Management of Illinois Inc.** 601 Madison Road East St. Louis, Ill. 62201 Contact: Ernest H. Dennison ☎ 618-271-6788 Ext. 122

\*A subsidiary of Waste Management Inc. Midwest, 1001 Fannin, Suite 4000, Houston, Tex. 77002 \* 713-512-6200

## Roxana Landfill

<b>County</b>	Madison
<b>Municipality</b>	Roxana
<b>Location</b>	4600 Cahokia Creek Road
<b>Location ☎</b>	618-656-6912
<b>Hours of operation</b>	Mon.-Fri.: 5 a.m. - 4 p.m.; Sat.: 7 a.m. - noon
<b>Wastes accepted</b>	Municipal, nonhazardous special, C & D debris
<b>Tipping fee</b>	\$35.35 per ton
<b>Owner</b>	Roxana Landfill Inc.**
<b>Operator</b>	Roxana Landfill Inc.**

### Facility Facts

<b>Identification number</b>	1190900002
<b>Design capacity, airspace cu.yds.</b>	9,790,000
<b>Total permitted landfill area, acres</b>	104
<b>Permitted disposal area, acres</b>	72.4
<b>Highest permitted elevation, feet (msl)</b>	592
<b>Leachate monitoring stations</b>	1
<b>Groundwater monitoring wells</b>	14
<b>Methane collection system</b>	Flares & gas-to-energy
<b>Years remaining, estimated by landfill</b>	14
<b>Date/year to open C date/year to close</b>	1975 - 2013

### Wastes Received: 1998, 1999, 2000

	TOTAL WASTES ACCEPTED			OUT-OF-STATE WASTES ACCEPTED		
	gate cu. yds	tons	tons/day	gate cu/yds.	tons	% of total
<b>1998</b>	925,832	280,555	1,079	12,522	3,795	1
<b>1999</b>	914,236	277,041	1,066	1,861	564	1
<b>2000</b>	930,658	282,018	1,085	20,442	6,195	2
1998 State of Origin: Illinois, Missouri    1999 State of Origin: Illinois, Missouri    2000 State of Origin: Illinois, Missouri						

### Remaining Capacities: Jan. 1, 2000, and Jan. 1, 2001

<b>2000 certified gate cu. yds. (tons)</b>	10,560,000	(3,200,000)
<b>2001 certified gate cu. yds. (tons)</b>	12,824,000	(3,886,000)

### Audits and Inspections

<b>Solid Waste Mgt. Fees paid in 2000</b>	\$202,790
<b>Last audited by Illinois EPA</b>	6-2-98, 5-23-00 & 6-19-01
<b>Facility inspected by</b>	Madison County Planning & Development & Ill. EPA, Collinsville Regional Office

### Contacts

Owner	Operator
Roxana Landfill Inc.** 4600 Cahokia Creek Road, P. O. Box 97 Roxana, Ill. 62084-0097 Contact: Mike Whitlock ☎ 618-656-6912	Roxana Landfill Inc.** 4600 Cahokia Creek Road, P.O. Box 97 Roxana, Ill. 62084-0097 Contact: Mike Whitlock ☎ 618-656-6912

\*\*A subsidiary of Allied Waste Industries Inc., 15880 N. Greenway-Hayden Loop, Suite 100, Scottsdale, Ariz. 85260 \* 480-627-2700. Regional office: 13832 St. Charles Rock Road, Bridgeton, MO 63044 \* 314-739-5099

## Salem Municipal Landfill #2

<b>County</b>	Marion
<b>Municipality</b>	Salem
<b>Location</b>	900 E. Lake St.
<b>Location ☎</b>	618-548-2222
<b>Hours of operation</b>	Mon.-Fri.: 8 a.m. - 3 p.m.
<b>Wastes accepted</b>	Municipal
<b>Tipping fee</b>	\$7.50 per cubic yard
<b>Owner</b>	City of Salem
<b>Operator</b>	City of Salem

### Facility Facts

<b>Identification number</b>	1218130007
<b>Design capacity, airspace cu.yds.</b>	457,000
<b>Total permitted landfill area, acres</b>	49
<b>Permitted disposal area, acres</b>	22
<b>Highest permitted elevation, feet (msl)</b>	574
<b>Leachate monitoring stations</b>	2
<b>Groundwater monitoring wells</b>	12
<b>Methane collection system</b>	None
<b>Years remaining, estimated by landfill</b>	8.5
<b>Date/year to open C date/year to close</b>	1977 - 2012

### Wastes Received: 1998, 1999, 2000

	TOTAL WASTES ACCEPTED			OUT-OF-STATE WASTES ACCEPTED		
	gate cu. yds	tons	tons/day	gate cu/yds.	tons	% of total
<b>1998</b>	11,140	3,376	13	0	0	0
<b>1999</b>	20,618	6,248	24	0	0	0
<b>2000</b>	68,578	20,781	80	0	0	0
1998 State of Origin: Illinois only    1999 State of Origin: Illinois only    2000 State of Origin: Illinois only						

### Remaining Capacities: Jan. 1, 2000, and Jan. 1, 2001

<b>2000 certified gate cu. yds. (tons)</b>	823,000	( 249,000)
<b>2001 certified gate cu. yds. (tons)</b>	586,000	( 178,000)

### Audits and Inspections

<b>Solid Waste Mgt. Fees paid in 2000</b>	\$11,300
<b>Last audited by Illinois EPA</b>	8-11-98 & 7-11-01
<b>Facility inspected by</b>	Illinois EPA, Collinsville Regional Office

### Contacts

Owner	Operator
City of Salem 101 S. Broadway Salem, Ill. 62881 Contact: Roger D. Kinney ☎ 618-548-2222	City of Salem 101 S. Broadway Salem, Ill. 62881 Contact: John W. Pruden ☎ 618-548-2222

## South Chain of Rocks RDF-Phase 2

<b>County</b>	Madison
<b>Municipality</b>	Granite City
<b>Location</b>	3399 W. Chain of Rocks Road
<b>Location ☎</b>	618-797-0405
<b>Hours of operation</b>	Mon.-Fri.: 5 a.m. - 3 p.m.
<b>Wastes accepted</b>	Municipal, nonhazardous special
<b>Tipping fee</b>	\$30.33 per ton
<b>Owner</b>	Waste Management of Illinois Inc.**
<b>Operator</b>	Waste Management of Illinois Inc.**

### Facility Facts

<b>Identification number</b>	1198010002
<b>Design capacity, airspace cu.yds.</b>	2,767,100
<b>Total permitted landfill area, acres</b>	102
<b>Permitted disposal area, acres</b>	64
<b>Highest permitted elevation, feet (msl)</b>	500**
<b>Leachate monitoring stations</b>	2
<b>Groundwater monitoring wells</b>	16
<b>Methane collection system</b>	Active
<b>Years remaining, estimated by landfill</b>	< 1
<b>Date/year to open C date/year to close</b>	1978 - 2001*

\*Site still open at press time. \*\*\*Mod. #8 dated 5-1-00 approved reconfiguration of final fill height.

### Wastes Received: 1998, 1999, 2000

	TOTAL WASTES ACCEPTED			OUT-OF-STATE WASTES ACCEPTED		
	gate cu. yds	tons	tons/day	gate cu/yds.	tons	% of total
<b>1998</b>	540,779	163,872	630	244,708	74,154	45
<b>1999</b>	1,503,499	455,606	1,752	1,115,092	337,906	74
<b>2000</b>	1,651,243	500,377	1,925	1,171,339	354,951	71
1998 State of Origin: Illinois, Missouri    1999 State of Origin: Illinois, Iowa, Missouri    2000 State of Origin: Illinois, Missouri						

### Remaining Capacities: Jan. 1, 2000, and Jan. 1, 2001

<b>2000 certified gate cu. yds. (tons)</b>	2,517,000	( 763,000)
<b>2001 certified gate cu. yds. (tons)</b>	723,000	( 219,000)

### Audits and Inspections

<b>Solid Waste Mgt. Fees paid in 2000</b>	\$397,631
<b>Last audited by Illinois EPA</b>	4-12-99, 10-24-00 & 9-25-01
<b>Facility inspected by</b>	Madison County Planning & Development & Ill. EPA, Collinsville Regional Office

### Contacts

Owner	Operator
Waste Management of Illinois Inc.** 601 Madison Road East St. Louis, Ill. 62201 Contact: Ernest H. Dennison ☎ 618-271-6788 Ext. 122	Waste Management of Illinois Inc.** 601 Madison Road East St. Louis, Ill. 62201 Contact: Ernest H. Dennison ☎ 618-271-6788 Ext. 122

\*A subsidiary of Waste Management Inc. Midwest, 1001 Fannin, Suite 4000, Houston, Tex. 77002 \* 713-512-6200

## Bethalto Waste Transfer Facility

<b>County</b>	Madison
<b>Municipality</b>	Bethalto
<b>Location</b>	Albers Lane & Culp Lane
<b>Location ☎</b>	608-377-8013
<b>Hours of operation</b>	By appointment
<b>Wastes accepted</b>	Bulk municipal
<b>Tipping fee</b>	N/A
<b>Owner</b>	Village of Bethalto, Public Works
<b>Operator</b>	Village of Bethalto, Public Works

### Facility Facts

<b>Identification number</b>	1190150006
<b>Opened, year</b>	1991
<b>Facility acreage</b>	16

### Wastes Received: 1998, 1999, 2000

	<u>Tons per year</u>	<u>Tons per day (average)</u>
<b>1998</b>	N/A	N/A
<b>1999</b>	N/A	N/A
<b>2000</b>	N/A	N/A

### Inspections

<b>Facility inspected by</b>	Illinois EPA, Collinsville Regional Office & Madison County Planning & Development
------------------------------	--

### Contacts

<b>Owner</b>	<b>Operator</b>
Village of Bethalto, Public Works 213 N. Prairie Bethalto, Ill. 62010 ☎ 618-377-8013	Village of Bethalto, Public Works 213 N. Prairie Bethalto, Ill. 62010 ☎ 618-377-8013

## D & L Disposal Transfer Station

<b>County</b>	Bond
<b>Municipality</b>	Greenville
<b>Location</b>	900 Willard St.
<b>Location ☎</b>	618-664-3185
<b>Hours of operation</b>	Mon. - Sat.: 5 a.m. - 8 p.m.
<b>Wastes accepted</b>	Municipal
<b>Tipping fee</b>	\$28.00/ton
<b>Owner</b>	D & L Disposal LLC**
<b>Operator</b>	D & L Disposal LLC**

### Facility Facts

<b>Identification number</b>	0050055049
<b>Opened, year</b>	1994
<b>Facility acreage</b>	<1

### Wastes Received: 1998, 1999, 2000

	<u>Tons per year</u>	<u>Tons per day (average)</u>
<b>1998</b>	52,800	200
<b>1999</b>	N/A	N/A
<b>2000</b>	41,670	165

### Inspections

<b>Facility inspected by</b>	Illinois EPA, Collinsville Regional Office
------------------------------	--

### Contacts

<b>Owner</b>	<b>Operator</b>
D & L Disposal LLC** 815 Willard St. Greenville, Ill. 62246 ☎ 618-664-3185	D & L Disposal LLC** 815 Willard St. Greenville, Ill. 62246 ☎ 618-664-3185

\*\*A subsidiary of Allied Waste Industries Inc., 15880 N. Greenway-Hayden Loop, Suite 100, Scottsdale, Ariz. 85260 \* 480-627-2700. Regional office: 12976 St. Charles Rock Road, Brighton, Mo. 63044 \* 314-739-5099



## Granite City Landscape Transfer

<b>County</b>	Madison
<b>Municipality</b>	Granite City
<b>Location</b>	800 25th St.
<b>Location ☎</b>	618-452-6222
<b>Hours of operation</b>	Spring & Fall, M - F: 8 a.m. - 4 p.m. Summer, M - F 8 a.m. - 8 p.m.
<b>Wastes accepted</b>	Landscape waste
<b>Tipping fee</b>	N/A
<b>Owner</b>	Granite City
<b>Operator</b>	Granite City Street Department

### Facility Facts

<b>Identification number</b>	1190405136
<b>Opened, year</b>	1997
<b>Facility acreage</b>	5.2

### Wastes Received: 1998, 1999, 2000

	<u>Tons per year</u>	<u>Tons per day (average)</u>
<b>1998</b>	N/A	N/A
<b>1999</b>	N/A	N/A
<b>2000</b>	8,320	40

### Inspections

<b>Facility inspected by</b>	Illinois EPA, Collinsville Regional Office & Madison County Planning & Development
------------------------------	--

### Contacts

<b>Owner</b>	<b>Operator</b>
Granite City 2000 Edison Granite City, Ill. 62040 ☎ 618-452-6214	Granite City Street Department 2301 Adams St. Granite City, Ill. 62040 ☎ 618-452-6222

## Midwest Waste Industrial Inc. (Under Development)\*

<b>County</b>	St. Clair
<b>Municipality</b>	Cahokia
<b>Location</b>	Route 3, 3950 Mississippi Ave.
<b>Location ☎</b>	N/A
<b>Hours of operation</b>	Mon. - Sat.: 24 hours/day
<b>Wastes accepted</b>	N/A
<b>Tipping fee</b>	N/A
<b>Owner</b>	Midwest Land Development Corp.
<b>Operator</b>	Midwest Waste RDF Inc.

\*Under development during 2000

### Facility Facts

<b>Identification number</b>	1630200019
<b>Opened, year</b>	UD
<b>Facility acreage</b>	N/A

### Wastes Received: 1998, 1999, 2000

	<u>Tons per year</u>	<u>Tons per day (average)</u>
<b>1998</b>	N/A	N/A
<b>1999</b>	N/A	N/A
<b>2000</b>	N/A	N/A

### Inspections

<b>Facility inspected by</b>	Illinois EPA, Collinsville Regional Office & St. Clair Co. Health Dept.
------------------------------	---

### Contacts

<b>Owner</b>	<b>Operator</b>
Midwest Land Development Corp. 3950 Mississippi Ave., Route 3 Cahokia, Ill. 62206 ☎ N/A	Midwest Waste RDF Inc. Route 3, 3950 Mississippi Ave. Cahokia, Ill. 62206 ☎ N/A

## Nameoki Township Transfer Station

<b>County</b>	Madison
<b>Municipality</b>	Granite City
<b>Location</b>	4250 Highway 162
<b>Location ☎</b>	618-931-1230
<b>Hours of operation</b>	First Monday of the month, twice per year
<b>Wastes accepted</b>	Bulk Municipal
<b>Tipping fee</b>	N/A
<b>Owner</b>	Nameoki Township
<b>Operator</b>	Loren Madison

### Facility Facts

<b>Identification number</b>	1198130023
<b>Opened, year</b>	1992
<b>Facility acreage</b>	N/A

### Wastes Received: 1998, 1999, 2000

	<u>Tons per year</u>	<u>Tons per day (average)</u>
<b>1998</b>	N/A	N/A
<b>1999</b>	N/A	N/A
<b>2000</b>	N/A	N/A

### Inspections

<b>Facility inspected by</b>	Illinois EPA, Collinsville Regional Office & Madison County Planning & Development
------------------------------	--

### Contacts

<b>Owner</b>	<b>Operator</b>
Nameoki Township 4250 Highway 162 Granite City, Ill. 62040 ☎ 618-931-1230	Loren Madison 4250 Highway 162 Granite City, Ill. 62040 ☎ 618-931-1230

## Randolph County Transfer Station

<b>County</b>	Randolph
<b>Municipality</b>	Sparta
<b>Location</b>	8384 Valley Steel Road
<b>Location ☎</b>	618-433-2030
<b>Hours of operation</b>	Mon. - Fri.: 7 a.m. - 4 p.m.; Sat.: 7 a.m. - noon
<b>Wastes accepted</b>	Municipal, recyclables
<b>Tipping fee</b>	N/A
<b>Owner</b>	Larry Henderson
<b>Operator</b>	Continental Waste Industries of Illinois Inc.**

### Facility Facts

<b>Identification number</b>	1570600020
<b>Opened, year</b>	1994
<b>Facility acreage</b>	26.5

### Wastes Received: 1998, 1999, 2000

	<u>Tons per year</u>	<u>Tons per day (average)</u>
<b>1998</b>	41,046	139
<b>1999</b>	N/A	N/A
<b>2000</b>	N/A	N/A

### Inspections

<b>Facility inspected by</b>	Illinois EPA, Collinsville Regional Office
------------------------------	--

### Contacts

<b>Owner</b>	<b>Operator</b>
Larry Henderson 102 Patricia Lane Sparta, Ill. 62286 ☎ N/A	Continental Waste Industries of Illinois Inc.** Rural Route 1, P.O. Box 750 DeSoto, Ill. 62924 ☎ 618-433-2030

\*\*A subsidiary of Republic Services Inc., 110 SE 6th St., Suite 2800, Ft. Lauderdale, Fla. 33301 \* 954-769-2400

## BFI Modern Landfill Compost Facility

<b>County</b>	St. Clair
<b>Municipality</b>	Belleville
<b>Location</b>	3521 Centerville Ave.
<b>Location ☎</b>	618-257-1651
<b>Hours of operation</b>	Mon. - Sat.: 5:30 a.m. - 5:30 p.m.
<b>Wastes Accepted</b>	Grass, Leaves, Brush*
<b>Owner</b>	BFI Waste Systems of N. America Inc.**
<b>Operator</b>	Pioneer Southern Inc., Affiliate of the Good Earth Inc.

\*Maximum annual processing capacity cannot exceed 354,000 cu. yds.

### Facility Facts

<b>Identification number</b>	1630100022
<b>Date/Year Open - Date/Year Closed</b>	5-2-96 -
<b>Permit Expires</b>	5-1-01*
<b>Facility Inspected By</b>	St. Clair County Health Dept. & Illinois EPA, Collinsville Regional Office

\*Permit renewal is pending.

### Landscape Waste Received (cu. yds): 1998, 1999 & 2000

	<b>Grass cu. yds.</b>	<b>Leaves cu. yds.</b>	<b>Brush cu. yds.</b>
<b>1998</b>	44,507	42,388	19,075
<b>1999</b>	35,982	31,484	22,489
<b>2000</b>	N/A	N/A	N/A

### Total Landscape Waste Received (tons): 1998, 1999 & 2000

<b>1998 tons per year</b>	34,334
<b>1999 tons per year</b>	48,125
<b>2000 tons per year</b>	9,177*

\*Mixed material received

### 2000 Amounts Used/Sold (cubic yards)

	<b>Composted</b>	<b>Chipped/Shredded</b>
<b>Land Reclamation</b>	0	0
<b>Daily Landfill Cover</b>	0	0
<b>Final Landfill Cover</b>	0	0
<b>Landscaping</b>	0	0
<b>Land Application at Agronomic Rates</b>	0	0
<b>Other</b>	15,000*	0
<b>TOTAL</b>	15,000	0

\*Ingredient mixed with top soil

### Contacts

<b>Owner</b>	<b>Operator</b>
BFI Waste Systems of N. America Inc.** 3521 Centerville Ave. Belleville, Ill. 62226 ☎ 618-235-9625	Pioneer Southern Inc., Affiliate of the Good Earth Inc. P.O. Box 266 Lancaster, NY 14086 ☎ 716-684-8111

\*\*A subsidiary of Allied Waste Industries Inc., 15880 N. Greenway-Hayden Loop, Suite 100, Scottsdale, Ariz. 85260 \* 480-627-2700; Regional Office: 12976 St. Charles Rock Road, Bridgeton, MO 63044 \* 314-739-5099

## Centralia Landscape & Waste Recycling

<b>County</b>	Marion
<b>Municipality</b>	Centralia
<b>Location</b>	300 E & 200 N Township Road
<b>Location ☎</b>	N/A
<b>Hours of operation</b>	N/A
<b>Wastes Accepted</b>	Grass, Leaves
<b>Owner</b>	City of Centralia, Public Works
<b>Operator</b>	City of Centralia, Public Works

### Facility Facts

<b>Identification number</b>	1218020012
<b>Date/Year Open - Date/Year Closed</b>	2-28-90 -
<b>Permit Expires</b>	7-14-03
<b>Facility Inspected By</b>	Illinois EPA, Collinsville Regional Office

### Landscape Waste Received (cu. yds): 1998, 1999 & 2000

	<b>Grass cu. yds.</b>	<b>Leaves cu. yds.</b>	<b>Brush cu. yds.</b>
<b>1998</b>	130	40	0
<b>1999</b>	140	50	0
<b>2000</b>	145	50	0

### Total Landscape Waste Received (tons): 1998, 1999 & 2000

<b>1998 tons per year</b>	60
<b>1999 tons per year</b>	66
<b>2000 tons per year</b>	68

### 2000 Amounts Used/Sold (cubic yards)

	<b>Composted</b>	<b>Chipped/Shredded</b>
<b>Land Reclamation</b>	0	0
<b>Daily Landfill Cover</b>	0	0
<b>Final Landfill Cover</b>	0	0
<b>Landscaping</b>	18*	0
<b>Land Application at Agronomic Rates</b>	0	0
<b>Other</b>	0	80 - 100**
<b>TOTAL</b>	18	80 - 100

\*Mulch is used for mulching on city property. \*\*Composted

### Contacts

#### Owner

City of Centralia, Public Works  
222 S. Poplar St.  
Centralia, Ill. 62801  
☎ 618-533-7640

#### Operator

City of Centralia, Public Works  
222 S. Poplar St.  
Centralia, Ill. 62801  
☎ 618-533-7640

## Cottonwood Hills Compost Facility (Under Development)

<b>County</b>	St. Clair
<b>Municipality</b>	Marissa
<b>Location</b>	10400 Hillstown Road
<b>Location ☎</b>	708-409-3548
<b>Hours of operation</b>	N/A
<b>Wastes Accepted</b>	Grass, Leaves, Brush, Tree limbs*
<b>Owner</b>	Waste Management of Illinois Inc.**
<b>Operator</b>	Waste Management of Illinois Inc.

\*Maximum volume of landscape waste may not exceed 36,000 cu. yds./year

### Facility Facts

<b>Identification number</b>	1630755017
<b>Date/Year Open - Date/Year Closed</b>	UD*
<b>Permit Expires</b>	11-15-06
<b>Facility Inspected By</b>	St. Clair County Health Department & Illinois EPA, Collinsville Regional Office

\*Permit to develop and operate issued 11-21-01, expected to open Spring 2002

### Landscape Waste Received (cu. yds): 1998, 1999 & 2000

	<b>Grass cu. yds.</b>	<b>Leaves cu. yds.</b>	<b>Brush cu. yds.</b>
<b>1998</b>	N/A	N/A	N/A
<b>1999</b>	N/A	N/A	N/A
<b>2000</b>	N/A	N/A	N/A

### Total Landscape Waste Received (tons): 1998, 1999 & 2000

<b>1998 tons per year</b>	N/A
<b>1999 tons per year</b>	N/A
<b>2000 tons per year</b>	N/A

### 2000 Amounts Used/Sold (cubic yards)

	<b>Composted</b>	<b>Chipped/Shredded</b>
<b>Land Reclamation</b>	N/A	N/A
<b>Daily Landfill Cover</b>	N/A	N/A
<b>Final Landfill Cover</b>	N/A	N/A
<b>Landscaping</b>	N/A	N/A
<b>Land Application at Agronomic Rates</b>	N/A	N/A
<b>Other</b>	N/A	N/A
<b>TOTAL</b>	N/A	N/A

### Contacts

#### Owner

Waste Management of Illinois Inc.\*\*  
601 Madison Road  
East St. Louis, Ill. 62201  
☎ 618-271-6788 Ext. 122

#### Operator

Waste Management of Illinois Inc.  
601 Madison Road  
East St. Louis, Ill. 62201  
☎ 618-271-6788 Ext. 122

\*\*Waste Management of Illinois Inc., a subsidiary of Waste Management Inc. Midwest, 1001 Fannin, Suite 4000, Houston, Tex. 77002 \*713-512-6200

## D & L Landfill Compost Facility (Inactive)\*

<b>County</b>	Bond
<b>Municipality</b>	Greenville
<b>Location</b>	825 Willard St., Rural Route 3
<b>Location ☎</b>	618-664-2587
<b>Hours of operation</b>	N/A
<b>Wastes Accepted</b>	N/A
<b>Owner</b>	D & L Landfill Inc.
<b>Operator</b>	D & L Landfill Inc.

\*Inactive 1996-2000, permit has not expired.

### Facility Facts

<b>Identification number</b>	0050050007
<b>Date/Year Open - Date/Year Closed</b>	N/A - N/A
<b>Permit Expires</b>	6-23-03
<b>Facility Inspected By</b>	Illinois EPA, Collinsville Regional Office

### Landscape Waste Received (cu. yds): 1998, 1999 & 2000

	<b>Grass cu. yds.</b>	<b>Leaves cu. yds.</b>	<b>Brush cu. yds.</b>
<b>1998</b>	0	0	0
<b>1999</b>	0	0	0
<b>2000</b>	0	0	0

### Total Landscape Waste Received (tons): 1998, 1999 & 2000

<b>1998 tons per year</b>	0
<b>1999 tons per year</b>	0
<b>2000 tons per year</b>	0

### 2000 Amounts Used/Sold (cubic yards)

	<b>Composted</b>	<b>Chipped/Shredded</b>
<b>Land Reclamation</b>	0	0
<b>Daily Landfill Cover</b>	0	0
<b>Final Landfill Cover</b>	0	0
<b>Landscaping</b>	0	0
<b>Land Application at Agronomic Rates</b>	0	0
<b>Other</b>	0	0
<b>TOTAL</b>	0	0

### Contacts

#### Owner

D & L Landfill Inc.  
825 Willard St., Rural Route 3  
Greenville, Ill. 62246  
☎ 618-664-2587

#### Operator

D & L Landfill Inc.  
825 Willard St., Rural Route 3  
Greenville, Ill. 62246  
☎ 618-664-2587



## Milam RDF Compost Facility

<b>County</b>	St. Clair
<b>Municipality</b>	East St. Louis
<b>Location</b>	601 Madison Road
<b>Location ☎</b>	618-271-6788 Ext. 122
<b>Hours of operation</b>	Mon. - Sun.: 3 a.m. - 12 midnight
<b>Wastes Accepted</b>	Grass, Leaves, Brush*
<b>Owner</b>	Waste Management of Illinois Inc.**
<b>Operator</b>	Waste Management of Illinois Inc.**

\*May not accept more than 160,000 cu. yds. of landscape waste per year

### Facility Facts

<b>Identification number</b>	1630450001
<b>Date/Year Open - Date/Year Closed</b>	4-16-90
<b>Permit Expires</b>	4-1-06
<b>Facility Inspected By</b>	St. Clair County Health Dept. & Illinois EPA, Collinsville Regional Office

### Landscape Waste Received (cu. yds): 1998, 1999 & 2000

	<b>Grass cu. yds.</b>	<b>Leaves cu. yds.</b>	<b>Brush cu. yds.</b>
<b>1998</b>	31,372	15,686	31,372
<b>1999</b>	27,255	13,628	27,255
<b>2000</b>	28,847*	14,423*	28,847*

\*Estimated at 40% grass, 20% leaves and 40% brush by volume

### Total Landscape Waste Received (tons): 1998, 1999 & 2000

<b>1998 tons per year</b>	20,392
<b>1999 tons per year</b>	17,716
<b>2000 tons per year</b>	16,391

### 2000 Amounts Used/Sold (cubic yards)

	<b>Composted</b>	<b>Chipped/Shredded</b>
<b>Land Reclamation</b>	0	0
<b>Daily Landfill Cover</b>	72,117	0
<b>Final Landfill Cover</b>	0	0
<b>Landscaping</b>	0	0
<b>Land Application at Agronomic Rates</b>	0	0
<b>Other</b>	0	0
<b>TOTAL</b>	72,117	0

### Contacts

#### Owner

Waste Management of Illinois Inc.\*\*  
601 Madison Road  
East St. Louis, Ill. 62201  
☎ 618-271-6788 Ext. 122

#### Operator

Waste Management of Illinois Inc.\*\*  
601 Madison Road  
East St. Louis, Ill. 62201  
☎ 618-271-6788 Ext. 122

\*\*A subsidiary of Waste Management Inc. Midwest, 1001 Fannin, Suite 4000, Houston, Tex. 77002 \* 713-512-6200

## Nashville Municipal Compost Facility

<b>County</b>	Washington
<b>Municipality</b>	Nashville
<b>Location</b>	9384 N. Washington Road
<b>Location</b> ☎	N/A
<b>Hours of operation</b>	N/A
<b>Wastes Accepted</b>	Grass, Leaves
<b>Owner</b>	City of Nashville
<b>Operator</b>	City of Nashville

### Facility Facts

<b>Identification number</b>	1890300009
<b>Date/Year Open - Date/Year Closed</b>	6-11-90 -
<b>Permit Expires</b>	09-30-02
<b>Facility Inspected By</b>	Illinois EPA, Collinsville Regional Office

### Landscape Waste Received (cu. yds): 1998, 1999 & 2000

	<b>Grass cu. yds.</b>	<b>Leaves cu. yds.</b>	<b>Brush cu. yds.</b>
<b>1998</b>	608	1,216	0
<b>1999</b>	92	192	0
<b>2000</b>	610*	509*	N/A

\*Fire resulted in loss of 700-1,100 cu. yds. mixed grass & leaves

### Total Landscape Waste Received (tons): 1998, 1999 & 2000

<b>1998 tons per year</b>	486
<b>1999 tons per year</b>	284
<b>2000 tons per year</b>	346

### 2000 Amounts Used/Sold (cubic yards)

	<b>Composted</b>	<b>Chipped/Shredded</b>
<b>Land Reclamation</b>	0	0
<b>Daily Landfill Cover</b>	0	0
<b>Final Landfill Cover</b>	60	0
<b>Landscaping</b>	54	0
<b>Land Application at Agronomic Rates</b>	0	0
<b>Other</b>	0	0
<b>TOTAL</b>	114	0

### Contacts

#### Owner

City of Nashville  
190 N. E. Court St.  
Nashville, Ill. 62263  
☎ 618-327-8918

#### Operator

City of Nashville  
190 N. E. Court St.  
Nashville, Ill. 62263  
☎ 618-327-8918

## Red Bud Composting Facility (Closed)

<b>County</b>	Randolph
<b>Municipality</b>	Red Bud
<b>Location</b>	N/A
<b>Location ☎</b>	N/A
<b>Hours of operation</b>	N/A
<b>Wastes Accepted</b>	N/A
<b>Owner</b>	City of Red Bud, City Superintendent
<b>Operator</b>	City of Red Bud, City Superintendent

### Facility Facts

<b>Identification number</b>	1570450002
<b>Date/Year Open - Date/Year Closed</b>	9-27-90 -1998
<b>Permit Expires</b>	Expired
<b>Facility Inspected By</b>	Illinois EPA, Collinsville Regional Office

### Landscape Waste Received (cu. yds): 1998, 1999 & 2000

	Grass cu. yds.	Leaves cu. yds.	Brush cu. yds.
<b>1998</b>	172	0	859
<b>1999</b>	0	0	0
<b>2000</b>	0	0	0

### Total Landscape Waste Received (tons): 1998, 1999 & 2000

<b>1998 tons per year</b>	155
<b>1999 tons per year</b>	0
<b>2000 tons per year</b>	0

### 2000 Amounts Used/Sold (cubic yards)

	Composted	Chipped/Shredded
<b>Land Reclamation</b>	0	0
<b>Daily Landfill Cover</b>	0	0
<b>Final Landfill Cover</b>	0	0
<b>Landscaping</b>	0	0
<b>Land Application at Agronomic Rates</b>	0	0
<b>Other</b>	0	0
<b>TOTAL</b>	0	0

### Contacts

#### Owner

City of Red Bud, City Superintendent  
 200 E. Market  
 Red Bud, Ill. 62278  
 ☎ 618-282-3339 or 618-282-2315

#### Operator

City of Red Bud, City Superintendent  
 200 E. Market  
 Red Bud, Ill. 62278  
 ☎ 618-282-3389 or 618-282-2315

## Roxana Landfill Compost Facility

<b>County</b>	Madison
<b>Municipality</b>	Roxana
<b>Location</b>	500 Cahokia Creek Road
<b>Location ☎</b>	618-656-6912
<b>Hours of operation</b>	Mon. - Fri.: 5 a.m. - 4 p.m.; Sat.: 7 a.m. - noon
<b>Wastes Accepted</b>	Grass, Leaves, Brush
<b>Owner</b>	Roxana Landfill Inc.**
<b>Operator</b>	Roxana Landfill Inc.

### Facility Facts

<b>Identification number</b>	1190250011
<b>Date/Year Open - Date/Year Closed</b>	5-1-90 -
<b>Permit Expires</b>	5-1-03
<b>Facility Inspected By</b>	Madison County Planning & Development & Illinois EPA, Collinsville Regional Office

### Landscape Waste Received (cu. yds): 1998, 1999 & 2000

	<b>Grass cu. yds.</b>	<b>Leaves cu. yds.</b>	<b>Brush cu. yds.</b>
<b>1998</b>	6,200	4,741	7,295
<b>1999</b>	14,773	14,870	2,000
<b>2000</b>	25,077	18,199	2,707

### Total Landscape Waste Received (tons): 1998, 1999 & 2000

<b>1998 tons per year</b>	5,306
<b>1999 tons per year</b>	7,865
<b>2000 tons per year</b>	28,608

### 2000 Amounts Used/Sold (cubic yards)

	<b>Composted</b>	<b>Chipped/Shredded</b>
<b>Land Reclamation</b>	0	0
<b>Daily Landfill Cover</b>	14,000	2,000
<b>Final Landfill Cover</b>	0	0
<b>Landscaping</b>	4,300	0
<b>Land Application at Agronomic Rates</b>	0	0
<b>Other</b>	0	0
<b>TOTAL</b>	18,300	2,000

### Contacts

#### Owner

Roxana Landfill Inc.\*\*  
4600 Cahokia Creek Road  
Roxana, Ill. 62084  
☎ 618-656-6912

#### Operator

Roxana Landfill Inc.  
4600 Cahokia Creek Road  
Roxana, Ill. 62084  
☎ 618-656-6912

\*\*A subsidiary of Allied Waste Industries Inc., 15880 N. Greenway-Hayden Loop, Suite 100, Scottsdale, Ariz. 85260 \* 480-627-2700. Regional office: 12976 St. Charles Rock Road, Bridgeton, MO 63044 \* 314-739-5099

## Salem Municipal Landfill #2 Compost Facility

<b>County</b>	Marion
<b>Municipality</b>	Salem
<b>Location</b>	900 E. Lake St.
<b>Location ☎</b>	618-548-2222
<b>Hours of operation</b>	Mon. - Fri.: 8 a.m. - 3 p.m.
<b>Wastes Accepted</b>	Grass, Leaves, Brush
<b>Owner</b>	City of Salem, Public Works
<b>Operator</b>	City of Salem, Public Works

### Facility Facts

<b>Identification number</b>	1218130007
<b>Date/Year Open - Date/Year Closed</b>	5-16-90 -
<b>Permit Expires</b>	6-1-02
<b>Facility Inspected By</b>	Illinois EPA, Collinsville Regional Office

### Landscape Waste Received (cu. yds): 1998, 1999 & 2000

	<b>Grass cu. yds.</b>	<b>Leaves cu. yds.</b>	<b>Brush cu. yds.</b>
<b>1998</b>	414	690	276
<b>1999</b>	403	1,480	218
<b>2000</b>	557	1,221	368

### Total Landscape Waste Received (tons): 1998, 1999 & 2000

<b>1998 tons per year</b>	1,380
<b>1999 tons per year</b>	490
<b>2000 tons per year</b>	522

### 2000 Amounts Used/Sold (cubic yards)

	<b>Composted</b>	<b>Chipped/Shredded</b>
<b>Land Reclamation</b>	0	0
<b>Daily Landfill Cover</b>	20	0
<b>Final Landfill Cover</b>	0	0
<b>Landscaping</b>	10	5
<b>Land Application at Agronomic Rates</b>	0	0
<b>Other</b>	0	0
<b>TOTAL</b>	30	5

### Contacts

#### Owner

City of Salem, Public Works  
101 S. Broadway  
Salem, Ill. 62881  
☎ 618-548-2222

#### Operator

City of Salem, Public Works  
101 S. Broadway  
Salem, Ill. 62881  
☎ 618-548-2222

## South Chain of Rocks RDF-Phase 2 Compost Facility (Now Closed)

<b>County</b>	Madison
<b>Municipality</b>	Granite City
<b>Location</b>	3399 W. Chain of Rocks Road
<b>Location ☎</b>	618-797-0405
<b>Hours of operation</b>	Mon. - Fri.: 5 a.m. - 3 p.m.
<b>Wastes Accepted</b>	Grass, Leaves, Brush*
<b>Owner</b>	Waste Management of Illinois Inc.**
<b>Operator</b>	Waste Management of Illinois Inc.

\*Maximum volume of windrowed landscape waste may not exceed 80,000 cu. yds.

### Facility Facts

<b>Identification number</b>	1198010002
<b>Date/Year Open - Date/Year Closed</b>	4-17-90 - 8-01*
<b>Permit Expires</b>	8-1-05
<b>Facility Inspected By</b>	Madison County Planning & Development & Illinois EPA, Collinsville Regional Office

\*Permit to certify closure of site is pending

### Landscape Waste Received (cu. yds): 1998, 1999 & 2000

	<b>Grass cu. yds.</b>	<b>Leaves cu. yds.</b>	<b>Brush cu. yds.</b>
<b>1998</b>	3,278	3,278	1,638
<b>1999</b>	9,243	4,622	9,243
<b>2000</b>	15,965*	7,982*	15,965*

\*Estimated at 40% grass, 20% leaves and 40% brush.

### Total Landscape Waste Received (tons): 1998, 1999 & 2000

<b>1998 tons per year</b>	1,681
<b>1999 tons per year</b>	6,008
<b>2000 tons per year</b>	9,695

### 2000 Amounts Used/Sold (cubic yards)

	<b>Composted</b>	<b>Chipped/Shredded</b>
<b>Land Reclamation</b>	0	0
<b>Daily Landfill Cover</b>	39,912	0
<b>Final Landfill Cover</b>	0	0
<b>Landscaping</b>	0	0
<b>Land Application at Agronomic Rates</b>	0	0
<b>Other</b>	0	0
<b>TOTAL</b>	39,912	0

### Contacts

#### Owner

Waste Management of Illinois Inc.\*\*  
601 Madison Road  
East St. Louis, Ill. 62201  
☎ 618-271-6788 Ext. 122

#### Operator

Waste Management of Illinois Inc.  
601 Madison Road  
East St. Louis, Ill. 62201  
☎ 618-271-6788 Ext. 122

\*\*A subsidiary of Waste Management Inc. Midwest, 1001 Fannin, Suite 4000, Houston, Tex. 77002 \* 713-512-6200

## Region Seven: Southern Illinois

# Landfills Transfer Stations Compost Facilities



*Southern Illinois Regional Landfill, near DeSoto accounted for 57.2 percent of the waste landfilled in Region 7*

This page left blank intentionally



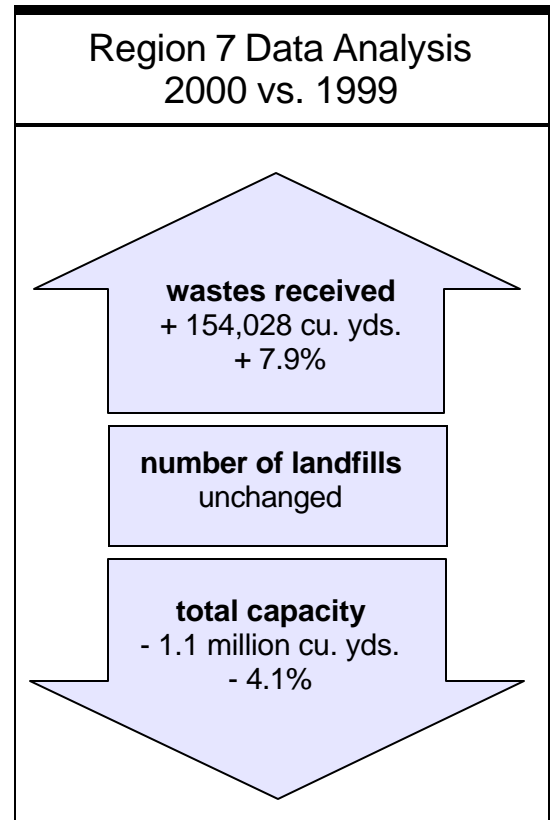
**R**EGION SEVEN'S FOUR ACTIVE LANDFILLS ACCEPTED 1.9 million gate cubic yards of wastes during 2000. This volume was 7.9 percent, or more than 154,000 gate cubic yards, greater than 1999's total.

In terms of municipal wastes landfilled statewide, Region Seven received the least: 3.9 percent of 2000's total volume. Region Two (Chicago Metropolitan) took in the most: 27.3 percent.

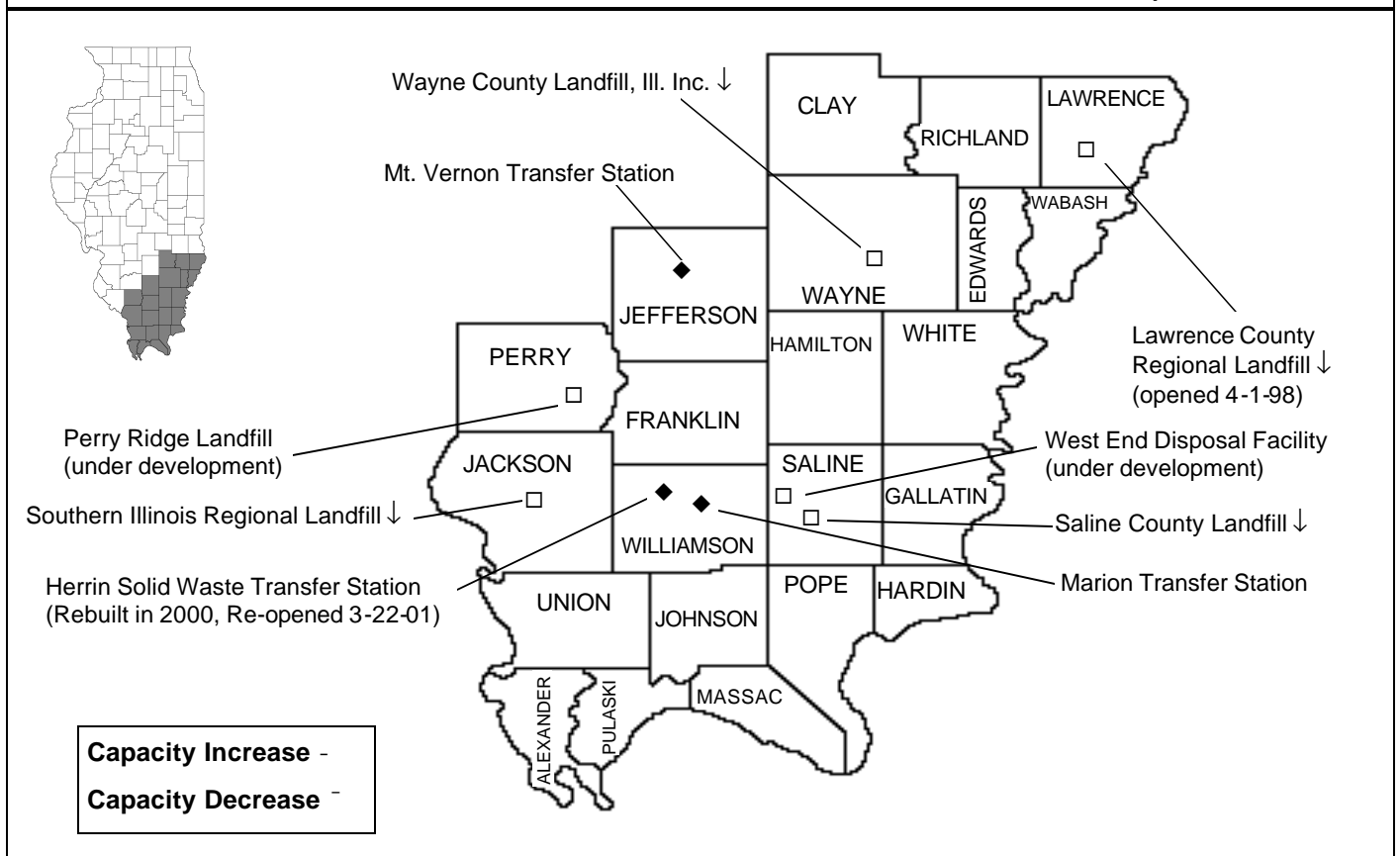
Southern Illinois Regional Landfill, near DeSoto, jumped from 16<sup>th</sup> in 1999 to 11<sup>th</sup> place in 2000, and accounted for nearly 57.2 percent of the wastes landfilled in the region during the year.

Of the more than 1.1 million gate cubic yards of wastes received by Southern Illinois Regional in 2000, more than 370,000 gate cubic yards, or 30 percent, came from Kentucky and Missouri.

Lawrence County Regional Landfill, the region's newest landfill, accepted about 18 percent of its wastes in 2000 from the states of Indiana and Kentucky. The regional percentage of such wastes is 20.6 percent, considerably less than Region Six (Metropolitan East St. Louis), where out-of-state wastes comprised 53.5 percent of total wastes landfilled.



## Landfills and Transfer Stations: Active, Closed, Under Development



<b>Counties</b>	<b>22</b>
<b>Area (square miles)</b>	<b>8,421</b>
<b>Population (est.)</b>	<b>439,319</b>
<b>Landfill life expectancy</b>	
<b>Years remaining</b>	<b>13 ♦</b>
<b>Landfills</b>	
<b>Active in 2000</b>	<b>4</b>
<b>Opened in 2000</b>	<b>0</b>
<b>Opened in 1998</b>	<b>1</b>
<b>Open past 2002</b>	<b>4</b>
<b>Transfer Stations</b>	
<b>Active in 2000</b>	<b>2</b>
<b>Re-opened in 2001</b>	<b>1</b>
<b>Compost facilities</b>	
<b>Active in 2000</b>	<b>2</b>

♦ Total remaining capacity (from table below) divided by total wastes accepted. Tells how long the region may be served by local landfills at current disposal rates, barring capacity adjustments, until capacity is depleted.

### Capacity dropped 4.1 percent

As of Jan. 1, 2001, the region's landfills reported a total capacity of 25.4 million gate cubic yards, for a 4.1 percent decrease in regional capacity, 1.1 million gate cubic yards less than what was reported on Jan. 1, 2000.

### New landfill opens in Lawrence County

Lawrence County Regional Landfill, in Bridgeport, opened its gates on April 1, 1998. The facility expects to operate for at least 20 years. The new landfill had an initial design capacity of 5.7 million airspace cubic yards, which was only 1.1 million cubic yards less than Southern Illinois Regional Landfill's design capacity.

An inspector at Ambraw Valley Solid Waste Agency is responsible for scheduling check-up inspections at Lawrence County Regional Landfill to monitor adherence to state law. Their delegation agreement with the Agency was signed in August 1999.

### No near-term landfill closings

As of Jan. 1, 2001, Saline County Landfill's owners had estimated only one year of life remaining. In 1997, though, the facility received local siting approval for a 4.6 million cubic yard expansion, which could add 21 years of service life. This permit application is currently under review by Illinois EPA.

Southern Illinois Regional Landfill indicated it may close in 2006; however, the facility has since begun building a new area that could extend the landfill's life by 10 years.

## Landfills: Wastes Accepted 2000; Remaining Capacities Jan. 1, 2001

	Municipality	County	Wastes		Capacity		Disp. Area Acres	Close Year
			Cu. Yds.	Rank <sup>1</sup>	Cu. Yds.	Rank <sup>2</sup>		
Lawrence County Regional LF ♦ <sup>3</sup>	Bridgeport	Lawrence	257,545	38	9,760,000	21	42	2038
<span style="border: 1px solid black; padding: 0 2px;">UD</span> Perry Ridge Landfill <sup>4</sup>	DuQuoin	Perry	0	N/A	0	N/A	141	2022
Saline County Landfill ♦ <sup>5</sup>	Harrisburg	Saline	253,318	39	228,000	51	20.6	2001
Southern Illinois Regional Landfill ♦	DeSoto	Jackson	1,109,000	11	5,825,000	28	113	2006
Wayne County Landfill, Ill. Inc. ♦	Fairfield	Wayne	318,210	34	9,590,000	22	82.9	2031
<span style="border: 1px solid black; padding: 0 2px;">UD</span> West End Disposal Facility <sup>6</sup>	Galatia	Saline	0	N/A	0	N/A	125	2042
<b>Totals</b>			<b>1,938,073</b>		<b>25,403,000</b>			

♦ All four landfills accepted out-of-state wastes during 2000, totaling 399,949 cubic yards, or 20.6% of the region's total.

<sup>1</sup> Standing among 53 landfills that accepted wastes during 2000.

<sup>2</sup> Standing among 53 landfills that reported capacity as of Jan. 1, 2001.

<sup>3</sup> Site opened 4-1-98.

<sup>4</sup> Permit to develop granted 9-28-01.

<sup>5</sup> Local siting granted in 1997 for a 4.6 million cubic yard expansion that could extend landfill life by 21 years.

<sup>6</sup> Permit to develop granted 5-16-01; site anticipates opening Spring 2002.

UD = Under Development

## County agencies inspect facilities; investigate dumping

The Illinois EPA has delegated inspection authority to health departments in Jackson, Perry and Wayne counties. A newer delegated agent is Ambraw Valley Solid Waste Agency, on board, in August 1999, inspecting Lawrence County Regional Landfill and several closed sites in Lawrence and Richland counties.

Delegation agreements authorize these agencies to conduct many of the duties that would otherwise have to be performed by the Illinois EPA field office: investigating and enforcing suspected violations of land pollution laws and reports of open dumping, and inspecting landfills, transfer stations and compost facilities permitted through the Agency's Bureau of Land. (Inspections also include industrial landfills, or monofills, and landfills that closed prior to 1998; non of which are included in this report.)

## Transfer station's activity is unknown. . .

In 2000, even though active transfer stations number only two, they nevertheless play an important role in such a large region having so few landfills. During 1998, three facilities handled nearly 80,000 tons of municipal wastes, an amount equal to about five percent of wastes landfilled in Region Seven that year. But since reporting is voluntary, the actual amount of wastes received at each facility in 2000 is unknown.

Transfer Stations: Wastes Handled 2000			
	Municipality	County	Tons
Herrin Solid Waste <sup>1</sup>	Herrin	Williamson	N/A
Marion Transfer Station	Marion	Williamson	N/A
Mt. Vernon Transfer Station	Mt. Vernon	Jefferson	N/A
<b>Total</b>			<b>N/A</b>

<sup>1</sup> Inactive in 2000, but re-opened in March 2001.

## New Earth: Region Seven's only compost site

The region's sole compost facility reported handling less than 800 tons of landscape waste, which translates to less than one percent of the municipal wastes that entered Region Seven's landfills in 2000, almost one hundred fifty tons difference from the year before.

Compost Facility: Wastes Accepted 2000			
	Municipality	County	Tons
New Earth	Carterville	Williamson	799
<b>Total</b>			<b>799</b>

## Questions and Complaints

Illinois EPA Region Seven field office personnel investigate reports of suspected illegal waste disposal, and inspect the region's landfills, transfer stations and compost facilities, except in **Jackson, Perry, Lawrence, Richland and Wayne counties**, where joint responsibility has been delegated to local authorities.

Questions or complaints concerning pollution control facilities, open dumping or other incidents should be directed to the office having jurisdiction over the site:

**Illinois EPA**  
**2309 W. Main St., Suite 116**  
**Marion, Ill. 62959**  
**Phone: 618-993-7200**  
**Fax: 618-997-1281**

**Ambraw Valley Solid Waste Agency**  
**for Lawrence & Richland counties**  
**777th and State St., P.O. Box 62**  
**Bridgeport, Ill. 62417**  
**Phone: 618-945-7707**  
**Fax: 618-945-7118**

**Jackson County Health Department**  
**415 Health Dept. Road**  
**P.O. Box 307**  
**Murphysboro, Ill. 62966**  
**Phone: 618-684-3143, Ext. 138**  
**Fax: 618-684-6023**

**Perry County Health Department**  
**907 S. Main St., Box 49**  
**Pinckneyville, Ill. 62274**  
**Phone: 618-357-5371, Ext. 124**  
**Fax: 618-357-3190**

**Wayne County Health Department**  
**405 N. Basin Road, Box 645**  
**Fairfield, Ill. 62837**  
**Phone: 618-842-5166**  
**Fax: 618-842-3305**

## Municipal Waste Management Plans

The Solid Waste Planning and Recycling Act requires all Illinois counties and the city of Chicago to develop, adopt and implement 20-year municipal waste management plans.

Plans include programs and recommendations to achieve solid waste management goals, which typically include waste reduction, recycling, incineration and landfilling as program options.

The law requires each plan to include a program designed to recycle 15 percent of municipal wastes by the end of the third year of the program and 25 percent of municipal wastes by the end of the fifth year, depending upon the availability of markets.

Every five years each plan must identify changes in planning areas, evaluate progress in plan implementation and, if necessary, revise plan recommendations and goals. The county also has the option of updating its solid waste generation rate. The plan is then submitted to the Illinois EPA for review and comment.

Five year plan updates have been adopted by Clay, Edwards, Franklin, Gallatin, Hardin, Jackson, Jefferson, Lawrence, Massac, Perry, Richland, Saline, Union, Wabash, Wayne, White and Williamson Counties.

No ten year plan updates have been completed.

Questions concerning these plans and their availability should be directed to the appropriate local administrators listed in Appendix K of this report.

**Details concerning Region Seven landfills, transfer stations and compost facilities follow on pages R7.5 through R7.15.**

## Average recycling rate is 13.3 percent

The Agency does not regulate recycling nor does it possess any mechanism to compel county recycling coordinators to respond to Agency surveys seeking current recycling rates, or otherwise attest to the viability of local recycling programs.

Recycling rates in Southern Illinois were the lowest of all seven regions, probably because of inaccessible markets for recycled materials. Rates ranged from one percent to a high of 33 percent, yielding a multiyear average of 13.3 percent.

Eighteen of 22 counties in the region offered data prior to 2000. The average recycling rate for counties reporting 2000 data was 19.1 percent, 5.8 percent above the region's multi-year average. ◆

### Municipal Wastes Recycled

County	Estimated Population	Waste Generated		Waste Recycled	
		Tons	PCD	Tons	Percent
Alexander	10,029	10,585	5.8	463	4.0
Clay	14,450	12,778	4.7	2,989	23.0
Edwards	6,950	4,562	3.6	1,528	33.0
Franklin <sup>1&amp;2</sup>	40,679	29,939	1.0	4,640	15.4
Gallatin	6,909	7,427	5.9	3	1.0
Hamilton <sup>4</sup>	8,621	N/A	N/A	N/A	N/A
Hardin	5,189	5,487	5.8	226	4.0
Jackson <sup>1</sup>	61,154	62,499	5.6	13,114	21.0
Jefferson	38,966	36,800	5.2	9,680	26.0
Johnson	13,074	13,153	5.8	484	4.0
Lawrence	15,622	13,114	4.6	1,383	10.5
Massac	15,420	15,428	5.8	642	4.0
Perry	21,368	16,430	4.2	1,847	11.0
Pope	4,681	6,826	5.8	191	4.0
Pulaski	7,209	7,492	5.8	328	4.0
Richland	16,843	14,111	4.6	1,793	13.0
Saline	26,551	24,422	5.0	2,441	10.0
Union	18,037	18,182	5.8	766	4.0
Wabash	12,731	14,518	6.1	2,955	20.0
Wayne	17,151	11,581	3.7	1,479	12.8
White	16,522	15,770	5.2	150	1.0
Williamson	61,163	47,595	4.4	4,465	9.0
<b>Totals</b>	<b>439,319</b>	<b>388,699</b>	<b>4.8</b>	<b>51,567</b>	<b>13.3%<sup>3</sup></b>

<sup>1</sup> Has residential recycling ordinance.

<sup>2</sup> Has commercial recycling ordinance.

<sup>3</sup> Regional average

<sup>4</sup> Hamilton County has not adopted a plan.

## Lawrence County Regional Landfill

<b>County</b>	Lawrence
<b>Municipality</b>	Bridgeport
<b>Location</b>	Illinois Route 250, Road 550E
<b>Location ☎</b>	888-936-9400
<b>Hours of operation</b>	Mon.-Fri.: 7 a.m. - 4 p.m.; Sat.: 7 a.m.- noon
<b>Wastes accepted</b>	Municipal, nonhazardous special
<b>Tipping fee</b>	\$30 per ton
<b>Owner</b>	Lawrence County Disposal Centre Inc.
<b>Operator</b>	S & S Grading of Illinois Inc.**

### Facility Facts

<b>Identification number</b>	1010100002
<b>Design capacity, airspace cu.yds.</b>	4,788,000
<b>Total permitted landfill area, acres</b>	75
<b>Permitted disposal area, acres</b>	42
<b>Highest permitted elevation, feet (msl)</b>	620
<b>Leachate monitoring stations</b>	1
<b>Groundwater monitoring wells</b>	23
<b>Methane collection system</b>	None
<b>Years remaining, estimated by landfill</b>	38
<b>Date/year to open C date/year to close</b>	4-1-98 - 2038

### Wastes Received: 1998, 1999, 2000

	TOTAL WASTES ACCEPTED			OUT-OF-STATE WASTES ACCEPTED		
	gate cu. yds	tons	tons/day	gate cu/yds.	tons	% of total
<b>1998</b>	226,320	68,582	264	45,398	13,757	20
<b>1999</b>	253,047	76,681	295	71,767	21,747	28
<b>2000</b>	257,545	78,044	300	47,236	14,314	18

1998 State of Origin: Illinois, Indiana, Kentucky    1999 State of Origin: Illinois, Indiana    2000 State of Origin: Illinois, Indiana

### Remaining Capacities: Jan. 1, 2000, and Jan. 1, 2001

<b>2000 certified gate cu. yds. (tons)</b>	9,605,000	(2,911,000)
<b>2001 certified gate cu. yds. (tons)</b>	9,760,000	(2,958,000)

### Audits and Inspections

<b>Solid Waste Mgt. Fees paid in 2000</b>	\$74,142
<b>Last audited by Illinois EPA</b>	6-22-99 & 3-20-01
<b>Facility inspected by</b>	Illinois EPA, Marion Regional Office

### Contacts

#### Owner

Lawrence County Disposal Centre Inc.  
2411 Clydesdale Dr.  
Vincennes, Ind. 47591  
Contact: Gary Simmons  
☎ 812-886-5581

#### Operator

S & S Grading of Illinois Inc.\*\*  
601 Madison Road  
E. St. Louis, Ill. 62201  
Contact: Gary McLaren & Ernest Dennison  
☎ 618-271-6788

\*\*A subsidiary of Waste Management Inc. Midwest, 1001 Fannin, Suite 4000, Houston, Texas 77002 \* 713-512-6200. The operator address is located at Milam Recycling & Disposal Facility.

## Perry Ridge Landfill (Under Development)

<b>County</b>	Perry
<b>Municipality</b>	DuQuoin
<b>Location</b>	6305 Sacred Heart Road
<b>Location ☎</b>	618-357-5599
<b>Hours of operation</b>	Mon.-Fri.: 7 a.m. - 5 p.m.; Sat.: 7 a.m. - noon
<b>Wastes accepted</b>	Municipal, nonhazardous special
<b>Tipping fee</b>	N/A
<b>Owner</b>	GERE Properties Inc.
<b>Operator</b>	Perry Ridge Landfill Inc.

### Facility Facts

<b>Identification number</b>	1450105039
<b>Design capacity, airspace cu.yds.</b>	14,872,900
<b>Total permitted landfill area, acres</b>	373
<b>Permitted disposal area, acres</b>	141
<b>Highest permitted elevation, feet (msl)</b>	516
<b>Leachate monitoring stations</b>	4
<b>Groundwater monitoring wells</b>	31
<b>Methane collection system</b>	Flares (under construction)
<b>Years remaining, estimated by landfill</b>	20
<b>Date/year to open C date/year to close</b>	UD* - 2022

\*Permit 2000-064-LF issued 9-28-01 to develop site.

### Wastes Received: 1998, 1999, 2000

	TOTAL WASTES ACCEPTED			OUT-OF-STATE WASTES ACCEPTED		
	gate cu. yds	tons	tons/day	gate cu/yds.	tons	% of total
<b>1998</b>	0	0	0	0	0	0
<b>1999</b>	0	0	0	0	0	0
<b>2000</b>	0	0	0	0	0	0
1998 State of Origin: N/A    1999 State of Origin: N/A    2000 State of Origin: N/A						

### Remaining Capacities: Jan. 1, 2000, and Jan. 1, 2001

<b>2000 certified gate cu. yds. (tons)</b>	0	( 0)
<b>2001 certified gate cu. yds. (tons)</b>	0	( 0)

### Audits and Inspections

<b>Solid Waste Mgt. Fees paid in 2000</b>	\$0
<b>Last audited by Illinois EPA</b>	N/A
<b>Facility inspected by</b>	Perry County Health Department & Ill. EPA, Marion Regional Office

### Contacts

Owner	Operator
GERE Properties Inc. 290 S. Main Place Carol Stream, Ill. 60188 Contact: Patrick Mazza ☎ 630-653-8228	Perry Ridge Landfill Inc. 290 S. Main Place Carol Stream, Ill. 60188 Contact: Patrick Mazza ☎ 630-653-8228

## Saline County Landfill

<b>County</b>	Saline
<b>Municipality</b>	Harrisburg
<b>Location</b>	5000 Whitesville Road
<b>Location ☎</b>	618-252-0237
<b>Hours of operation</b>	Mon.-Fri.: 7 a.m. - 4 p.m.; Sat.: 8 a.m. - 11 a.m.
<b>Wastes accepted</b>	Municipal, nonhazardous special
<b>Tipping fee</b>	\$32.02 per ton
<b>Owner</b>	Saline County Landfill Inc.
<b>Operator</b>	Saline County Landfill Inc.

### Facility Facts

<b>Identification number</b>	1658080001
<b>Design capacity, airspace cu.yds.</b>	975,000
<b>Total permitted landfill area, acres</b>	30
<b>Permitted disposal area, acres</b>	20.6*
<b>Highest permitted elevation, feet (msl)</b>	478
<b>Leachate monitoring stations</b>	7
<b>Groundwater monitoring wells</b>	35
<b>Methane collection system</b>	Planned
<b>Years remaining, estimated by landfill</b>	< 1
<b>Date/year to open C date/year to close</b>	9-16-83 - 2001***

\*Local siting granted in 1997 for a 4.6-million-cubic- yard expansion that could extend landfill life by 21 years. \*\*\*Illinois EPA permits for lateral and vertical expansions pending at press time (Sept. 01).

### Wastes Received: 1998, 1999, 2000

	TOTAL WASTES ACCEPTED			OUT-OF-STATE WASTES ACCEPTED		
	gate cu. yds	tons	tons/day	gate cu/yds.	tons	% of total
<b>1998</b>	334,587	101,390	390	0	0	0
<b>1999</b>	214,689	65,057	250	8	2	1
<b>2000</b>	253,318	76,763	295	15,202	4,607	6
1998 State of Origin: Illinois only    1999 State of Origin: Illinois, Indiana, Kentucky    2000 State of Origin: Illinois, Kentucky						

### Remaining Capacities: Jan. 1, 2000, and Jan. 1, 2001

<b>2000 certified gate cu. yds. (tons)</b>	503,000	( 152,000)
<b>2001 certified gate cu. yds. (tons)</b>	228,000	( 69,000)

### Audits and Inspections

<b>Solid Waste Mgt. Fees paid in 2000</b>	\$63,896
<b>Last audited by Illinois EPA</b>	2-10-98, 3-27-00 & 7-9-01
<b>Facility inspected by</b>	Illinois EPA, Marion Regional Office

### Contacts

#### Owner

Saline County Landfill Inc.  
5000 Whitesville Road  
Harrisburg, Ill. 62946  
Contact: Danny Bowman  
☎ 618-252-0237

#### Operator

Saline County Landfill Inc.  
5000 Whitesville Road  
Harrisburg, Ill. 62946  
Contact: Danny Bowman  
☎ 618-252-0237

## Southern Illinois Regional Landfill

<b>County</b>	Jackson
<b>Municipality</b>	DeSoto
<b>Location</b>	1540 Landfill Road
<b>Location ☎</b>	618-867-2356
<b>Hours of operation</b>	Mon.-Fri.: 6:30 a.m. - 4 p.m.; Sat.: 6:30 a.m. - noon
<b>Wastes accepted</b>	Municipal, nonhazardous special
<b>Tipping fee</b>	\$7.50 per cubic yard
<b>Owner</b>	Southern Illinois Regional Landfill Inc.**
<b>Operator</b>	Southern Illinois Regional Landfill Inc.

### Facility Facts

<b>Identification number</b>	0770200002
<b>Design capacity, airspace cu.yds.</b>	6,800,000
<b>Total permitted landfill area, acres</b>	147
<b>Permitted disposal area, acres</b>	113*
<b>Highest permitted elevation, feet (msl)</b>	525
<b>Leachate monitoring stations</b>	6
<b>Groundwater monitoring wells</b>	51
<b>Methane collection system</b>	Gas-to-energy (planned)
<b>Years remaining, estimated by landfill</b>	6
<b>Date/year to open C date/year to close</b>	1975 - 2006

\*Includes 4.4-million-cubic-yard area under construction, which is expected to extend landfill life by 10 years.

### Wastes Received: 1998, 1999, 2000

	TOTAL WASTES ACCEPTED			OUT-OF-STATE WASTES ACCEPTED		
	gate cu. yds	tons	tons/day	gate cu/yds.	tons	% of total
<b>1998</b>	836,430	253,464	975	257,002	77,879	31
<b>1999</b>	975,393	295,574	1,137	279,651	84,743	29
<b>2000</b>	1,109,000	336,061	1,293	337,388	102,239	30

1998 State of Origin: Illinois, Kentucky, Missouri    1999 State of Origin: Illinois, Kentucky, Missouri    2000 State of Origin: Illinois, Kentucky, Missouri

### Remaining Capacities: Jan. 1, 2000, and Jan. 1, 2001

<b>2000 certified gate cu. yds. (tons)</b>	6,005,000	(1,820,000)
<b>2001 certified gate cu. yds. (tons)</b>	5,825,000	(1,765,000)

### Audits and Inspections

<b>Solid Waste Mgt. Fees paid in 2000</b>	\$315,772
<b>Last audited by Illinois EPA</b>	8-25-98, 3-28-00 & 7-10-01
<b>Facility inspected by</b>	Jackson County Health Department & Ill. EPA, Marion Regional Office

### Contacts

Owner	Operator
Southern Illinois Regional Landfill Inc.** 1540 Landfill Road DeSoto, Ill. 62924 Contact: Gary Pearson ☎ 618-867-2356	Southern Illinois Regional Landfill Inc. 1540 Landfill Road DeSoto, Ill. 62924 Contact: Gary Pearson ☎ 618-867-2356

\*\*A subsidiary of Republic Services Inc., 110 SE 6th St., 28th Floor, Fort Lauderdale, Fla. 33301 \* 954-769-2400



## Wayne County Landfill, Ill. Inc.

<b>County</b>	Wayne
<b>Municipality</b>	Fairfield
<b>Location</b>	State Route 15 W, RR 1
<b>Location ☎</b>	618-847-4604
<b>Hours of operation</b>	Mon.-Fri.: 7 a.m. - 3 p.m.; Sat.: 7 a.m. - 11 a.m.
<b>Wastes accepted</b>	Municipal, nonhazardous special
<b>Tipping fee</b>	\$26 per ton
<b>Owner</b>	Wayne County Landfill, Ill. Inc.**
<b>Operator</b>	Wayne County Landfill, Ill. Inc.**

### Facility Facts

<b>Identification number</b>	1918040003
<b>Design capacity, airspace cu.yds.</b>	6,239,276.5
<b>Total permitted landfill area, acres</b>	182.7
<b>Permitted disposal area, acres</b>	82.93*
<b>Highest permitted elevation, feet (msl)</b>	530
<b>Leachate monitoring stations</b>	4
<b>Groundwater monitoring wells</b>	32
<b>Methane collection system</b>	Flares (planned)
<b>Years remaining, estimated by landfill</b>	30
<b>Date/year to open C date/year to close</b>	1989 - 2031

\*Footprint of the lateral expansion is 66.17 ac.

### Wastes Received: 1998, 1999, 2000

	TOTAL WASTES ACCEPTED			OUT-OF-STATE WASTES ACCEPTED		
	gate cu. yds	tons	tons/day	gate cu/yds.	tons	% of total
<b>1998</b>	365,560	110,776	426	601	182	1
<b>1999</b>	340,916	103,308	397	6,409	1,942	2
<b>2000</b>	318,210	96,427	371	123	38	1
1998 State of Origin: Illinois, Indiana    1999 State of Origin: Illinois, Indiana    2000 State of Origin: Illinois, Indiana						

### Remaining Capacities: Jan. 1, 2000, and Jan. 1, 2001

<b>2000 certified gate cu. yds. (tons)</b>	10,381,000	(3,146,000)
<b>2001 certified gate cu. yds. (tons)</b>	9,590,000	(2,906,000)

### Audits and Inspections

<b>Solid Waste Mgt. Fees paid in 2000</b>	\$85,451
<b>Last audited by Illinois EPA</b>	6-8-99, 10-31-00 & 3-21-01
<b>Facility inspected by</b>	Wayne County Health Department & Ill. EPA, Marion Regional Office

### Contacts

Owner	Operator
Wayne County Landfill, Ill. Inc.**	Wayne County Landfill, Ill. Inc.**
State Route 15 West, Box 214, RR #1	State Route 15 West, Box 214, RR #1
Fairfield, Ill. 62837	Fairfield, Ill. 62837
Contact: Danny Bowman	Contact: Danny Bowman
☎ 618-847-4604	☎ 618-847-4604

\*\*A subsidiary of Allied Waste Industries Inc., 15880 N. Greenway-Hayden Loop, Suite 100, Scottsdale, Ariz. 85260 \* 480-627-2700. Regional office: 13832 S. Kostner, Crestwood, Ill. 60445 \* 708-824-3060

## West End Disposal Facility (Under Development)

County	Saline
Municipality	Galatia
Location	Route 34, Twp. Road 35
Location ☎	618-268-9412
Hours of operation	Mon.-Fri.: 6 a.m. - 4 p.m.; Sat.: 7 a.m. - 3 p.m.
Wastes accepted	Municipal, nonhazardous special chemical & putrescible
Tipping fee	Upon request
Owner	Landfill L.L.C.
Operator	Landfill L.L.C.

### Facility Facts

Identification number	1650155005
Design capacity, airspace cu.yds.	14,464,000
Total permitted landfill area, acres	252
Permitted disposal area, acres	125
Highest permitted elevation, feet (msl)	505
Leachate monitoring stations	5
Groundwater monitoring wells	33
Methane collection system	None
Years remaining, estimated by landfill	40
Date/year to open C date/year to close	Spring 2002 - 2042

\*Permit to develop granted May 16, 2001. \*\*Site owner anticipates opening in Spring 2002

### Wastes Received: 1998, 1999, 2000

	TOTAL WASTES ACCEPTED			OUT-OF-STATE WASTES ACCEPTED		
	gate cu. yds	tons	tons/day	gate cu/yds.	tons	% of total
1998	0	0	0	0	0	0
1999	0	0	0	0	0	0
2000	0	0	0	0	0	0
1998 State of Origin: N/A    1999 State of Origin: N/A    2000 State of Origin: N/A						

### Remaining Capacities: Jan. 1, 2000, and Jan. 1, 2001

2000 certified gate cu. yds. (tons)	0	( 0)
2001 certified gate cu. yds. (tons)	0	( 0)

### Audits and Inspections

Solid Waste Mgt. Fees paid in 2000	\$0
Last audited by Illinois EPA	N/A
Facility inspected by	Illinois EPA, Marion Regional Office

### Contacts

Owner	Operator
Landfill L.L.C. P.O. Box 657, 622 N. Granger Harrisburg, Ill. 62946 Contact: Robert Wilson or Rick Lane ☎ 618-252-1776	Landfill L.L.C. P.O. Box 657, 622 N. Granger Harrisburg, Ill. 62946 Contact: Robert Wilson or Rick Lane ☎ 618-252-1776

## Herrin Solid Waste Transfer Station

<b>County</b>	Williamson
<b>Municipality</b>	Herrin
<b>Location</b>	Cemetery Road & College Street
<b>Location ☎</b>	N/A
<b>Hours of operation</b>	Mon. - Fri.: 6 a.m. - 3 p.m.; Sat.: 8 a.m. - 11:30 a.m.*
<b>Wastes accepted</b>	Municipal
<b>Tipping fee</b>	N/A
<b>Owner</b>	City of Herrin, Mayor
<b>Operator</b>	Southern Illinois Transfer Stations Inc.

\*Rebuilt in 2000 and re-opened in March 2001.

### Facility Facts

<b>Identification number</b>	1990400014
<b>Opened, year</b>	Re-opened 2001*
<b>Facility acreage</b>	3.4

\*Supplemental permit approved a facility re-development plan on 11-12-99 and waste acceptance on 3-22-01

### Wastes Received: 1998, 1999, 2000

	<u>Tons per year</u>	<u>Tons per day (average)</u>
<b>1998</b>	40,823	145
<b>1999</b>	N/A	N/A
<b>2000</b>	N/A	N/A

### Inspections

<b>Facility inspected by</b>	Illinois EPA, Marion Regional Office
------------------------------	--------------------------------------

### Contacts

#### Owner

City of Herrin, Mayor  
300 N. Park Ave.  
Herrin, Ill. 62948  
☎ 618-942-6166

#### Operator

Southern Illinois Transfer Stations Inc.  
716 Skyline Drive  
Marion, Ill. 62959  
☎ 618-997-9561

## Marion Transfer Station

<b>County</b>	Williamson
<b>Municipality</b>	Marion
<b>Location</b>	1410 W. Longstreet Road
<b>Location ☎</b>	618-549-0422
<b>Hours of operation</b>	Mon. - Fri.: 8 a.m. - 4 p.m.; Sat.: 8 a.m. - noon
<b>Wastes accepted</b>	Municipal
<b>Tipping fee</b>	N/A
<b>Owner</b>	City of Marion
<b>Operator</b>	Continental Waste Industries of Illinois Inc.**

### Facility Facts

<b>Identification number</b>	1998560011
<b>Opened, year</b>	1987
<b>Facility acreage</b>	2.9

### Wastes Received: 1998, 1999, 2000

	<u>Tons per year</u>	<u>Tons per day (average)</u>
<b>1998</b>	20,360	69
<b>1999</b>	N/A	N/A
<b>2000</b>	N/A	N/A

### Inspections

<b>Facility inspected by</b>	Illinois EPA, Marion Regional Office
------------------------------	--------------------------------------

### Contacts

#### Owner

City of Marion  
100 Tower Square Plaza  
Marion, Ill. 62959  
☎ 618-997-2592

#### Operator

Continental Waste Industries of Illinois Inc.\*\*  
1540 Landfill Road  
DeSoto, Ill. 62954  
☎ 618-867-2356

\*\*A subsidiary of Republic Services Inc., 110 SE 6th St., Suite 2800, Ft. Lauderdale, Fla. 33301 \* 954-769-2400

## Mt. Vernon Transfer Station

<b>County</b>	Jefferson
<b>Municipality</b>	Mt. Vernon
<b>Location</b>	1106 Rackaway
<b>Location ☎</b>	618-242-3654
<b>Hours of operation</b>	Mon. - Fri.: 6 a.m. - 10 p.m.; Sat.: 7 a.m. - 1 p.m.
<b>Wastes accepted</b>	Municipal*
<b>Tipping fee</b>	N/A
<b>Owner</b>	Republic Services Inc.
<b>Operator</b>	Continental Waste Industries of Illinois Inc.**

\*Restricted to wastes generated within Mt. Vernon's city limits

### Facility Facts

<b>Identification number</b>	0818100011
<b>Opened, year</b>	1985
<b>Facility acreage</b>	7.8

### Wastes Received: 1998, 1999, 2000

	<u>Tons per year</u>	<u>Tons per day (average)</u>
<b>1998</b>	17,450	59
<b>1999</b>	N/A	N/A
<b>2000</b>	N/A	N/A

### Inspections

<b>Facility inspected by</b>	Illinois EPA, Marion Regional Office
------------------------------	--------------------------------------

### Contacts

<b>Owner</b>	<b>Operator</b>
Republic Services Inc. 110 S.E. 6th St., 28th Floor Ft. Lauderdale, Fla. 33301 ☎ 954-769-2400	Continental Waste Industries of Illinois Inc.** 1540 Landfill Road DeSoto, Ill. 62954 ☎ 618-867-2356

\*\*A subsidiary of Republic Services Inc., 110 SE 6th St., Suite 2800, Ft. Lauderdale, Fla. 33301 \* 954-769-2400

## Mt. Carmel Compost Facility (Closed)

<b>County</b>	Wabash
<b>Municipality</b>	Mt. Carmel
<b>Location</b>	220 S. Stadium Road
<b>Location ☎</b>	618-262-4822
<b>Hours of operation</b>	N/A
<b>Wastes Accepted</b>	N/A
<b>Owner</b>	City of Mt. Carmel
<b>Operator</b>	City of Mt. Carmel

### Facility Facts

<b>Identification number</b>	1850200017
<b>Date/Year Open - Date/Year Closed</b>	5-18-90 - 10-99*
<b>Permit Expires</b>	Expired
<b>Facility Inspected By</b>	Illinois EPA, Marion Regional Office

\*After 10-99 all yardwaste was transported to an Indiana compost facility.

### Landscape Waste Received (cu. yds): 1998, 1999 & 2000

	<b>Grass cu. yds.</b>	<b>Leaves cu. yds.</b>	<b>Brush cu. yds.</b>
<b>1998</b>	184	1,300	4,083
<b>1999</b>	128	0	5,032
<b>2000</b>	0	0	0

### Total Landscape Waste Received (tons): 1998, 1999 & 2000

<b>1998 tons per year</b>	928
<b>1999 tons per year</b>	793
<b>2000 tons per year</b>	0

### 2000 Amounts Used/Sold (cubic yards)

	<b>Composted</b>	<b>Chipped/Shredded</b>
<b>Land Reclamation</b>	0	0
<b>Daily Landfill Cover</b>	0	0
<b>Final Landfill Cover</b>	0	0
<b>Landscaping</b>	0	0
<b>Land Application at Agronomic Rates</b>	0	0
<b>Other</b>	0	0
<b>TOTAL</b>	0	0

### Contacts

#### Owner

City of Mt. Carmel  
219 Market St.  
Mt. Carmel, Ill. 62863  
☎ 618-262-4822

#### Operator

City of Mt. Carmel  
219 Market St.  
Mt. Carmel, Ill. 62863  
☎ 618-262-4822

## New Earth

<b>County</b>	Williamson
<b>Municipality</b>	Carterville
<b>Location</b>	11189 Samuel Road
<b>Location ☎</b>	618-985-5007
<b>Hours of operation</b>	N/A
<b>Wastes Accepted</b>	Grass, Leaves, Brush
<b>Owner</b>	New Earth
<b>Operator</b>	New Earth

### Facility Facts

<b>Identification number</b>	1998520006
<b>Date/Year Open - Date/Year Closed</b>	4-4-90 -
<b>Permit Expires</b>	4-4-03
<b>Facility Inspected By</b>	Illinois EPA, Marion Regional Office

### Landscape Waste Received (cu. yds): 1998, 1999 & 2000

	<b>Grass cu. yds.</b>	<b>Leaves cu. yds.</b>	<b>Brush cu. yds.</b>
<b>1998</b>	425	3,223	510
<b>1999</b>	400	3,389	871
<b>2000</b>	400	3,037	1,172

### Total Landscape Waste Received (tons): 1998, 1999 & 2000

<b>1998 tons per year</b>	891
<b>1999 tons per year</b>	959
<b>2000 tons per year</b>	799

### 2000 Amounts Used/Sold (cubic yards)

	<b>Composted</b>	<b>Chipped/Shredded</b>
<b>Land Reclamation</b>	0	0
<b>Daily Landfill Cover</b>	0	0
<b>Final Landfill Cover</b>	0	0
<b>Landscaping</b>	500	100
<b>Land Application at Agronomic Rates</b>	0	0
<b>Other</b>	0	0
<b>TOTAL</b>	500	100

### Contacts

<b>Owner</b>	<b>Operator</b>
New Earth 11189 Samuel Road Carterville, Ill. 62918 ☎ 618-985-5007	New Earth 11189 Samuel Road Carterville, Ill. 62918 ☎ 618-985-5007

This page left blank intentionally



# Solid Waste Landfills

Appendices A, B, C & D

This page left blank intentionally

**Solid Waste Landfill  
Owners and Operators  
Alphabetic by Facility**

This page left blank intentionally

Landfill Name	Municipality	Owner	Operator	Status	Page
ADS/McLean County Landfill #2	Bloomington	American Disposal Services of Illinois <sup>1</sup>	American Disposal Services of Illinois <sup>1</sup>	A	R4.5
Brickyard Disp. and Recyc.	Danville	Brickyard Disposal and Recycling Inc. <sup>1</sup>	Brickyard Disposal and Recycling Inc. <sup>1</sup>	A	R4.6
CDT Landfill Corp. Exp. Site	Joliet	CDT Landfill Corp.	CDT Landfill Corp.	C	R2.8
CID Recyc. and Disp. Facility #3	Chicago	Waste Management of Illinois Inc. <sup>2</sup>	Waste Management of Illinois Inc. <sup>2</sup>	A	R2.9
CID Recyc. and Disp. Facility #4	Calumet City	Waste Management of Illinois Inc. <sup>2</sup>	Waste Management of Illinois Inc. <sup>2</sup>	A	R2.10
Clinton Landfill #2	Clinton	Clinton Landfill Inc. <sup>3</sup>	Clinton Landfill Inc. <sup>3</sup>	A	R4.7
Coles County Landfill	Charleston	Environmental Reclamation Co. <sup>1</sup>	Environmental Reclamation Co. <sup>1</sup>	A	R4.8
Cottonwood Hills RDF	Marissa	Waste Management of Illinois Inc. <sup>2</sup>	Waste Management of Illinois Inc. <sup>2</sup>	A	R6.5
Countryside Landfill	Grayslake	Countryside Landfill Inc. <sup>2</sup>	Countryside Landfill Inc. <sup>2</sup>	A	R2.11
D & L Landfill	Greenville	D & L Landfill Inc.	D & L Landfill Inc.	A	R6.6
DeKalb County Landfill	DeKalb	Waste Management of Illinois Inc. <sup>2</sup>	Waste Management of Illinois Inc. <sup>2</sup>	A	R1.5
Dixon/GROP Landfill #2	Dixon	City of Dixon	Allied Waste Industries of Illinois Inc. <sup>1</sup>	C	R1.6
Envirofil of Illinois Landfill	Macomb	Envirofil of Illinois Inc. <sup>2</sup>	Envirofil of Illinois Inc. <sup>2</sup>	A	R3.5
Environtech Landfill	Morris	Environtech Inc. <sup>1</sup>	Environtech Inc. <sup>1</sup>	A	R2.12
Five Oaks Recyc. and Disp. Facility	Taylorville	Waste Management of Illinois Inc. <sup>2</sup>	Waste Management of Illinois Inc. <sup>2</sup>	A	R5.5
Freeport Municipal Landfill #4	Freeport	City of Freeport	City of Freeport	A	R1.7
Illinois Landfill	Hoopeston	Illinois Landfill Inc. <sup>1</sup>	Illinois Landfill Inc. <sup>1</sup>	A	R4.9
Kankakee Recyc. and Disp. Facility	Chebanse	Waste Management of Illinois Inc. <sup>2</sup>	Waste Management of Illinois Inc. <sup>2</sup>	A	R2.13
Knox County Landfill #3	Oneida	Knox County Landfill Committee	Knox County Landfill #3	A	R3.6
Land & Lakes #3/Harbor View LF	Chicago	Stony Island Reclamation Co. <sup>4</sup>	Land & Lakes Co.	C	R2.14
Landcomp Landfill	Ottawa	Landcomp Corp.	Landcomp Corp.	A	R1.8
Landfill 33	Effingham	Landfill 33 Ltd.	Richard Deibel	A	R4.10
Laraway Recyc. and Disp. Facility	Elwood	Waste Management of Illinois Inc. <sup>2</sup>	Waste Management of Illinois Inc. <sup>2</sup>	A	R2.15
Lawrence County Regional LF	Bridgeport	Lawrence County Disposal Centre Inc.	S & S Grading of Illinois Inc. <sup>2</sup>	A	R7.5
Lee County Landfill	Dixon	Lee County Landfill Inc. <sup>1</sup>	Lee County Landfill Inc. <sup>1</sup>	A	R1.9
Litchfield-Hillsboro Landfill	Litchfield	Envotech-Illinois LLC <sup>1</sup>	Envotech-Illinois LLC <sup>1</sup>	A	R5.6
Livingston Landfill	Pontiac	American Disposal Services of Illinois <sup>1</sup>	American Disposal Services of Illinois <sup>1</sup>	A	R4.11
Macon County Landfill	Decatur	Macon County Landfill Corp. <sup>5</sup>	Macon County Landfill Corp. <sup>5</sup>	A	R4.12
Mallard Lake Landfill	Hanover Park	Forest Preserve Dist. of DuPage Co.	BFI Wst. Stms. of North America Inc. <sup>1</sup>	C	R2.16
Milam Recyc. and Disp. Facility	East St. Louis	Waste Management of Illinois Inc. <sup>2</sup>	Waste Management of Illinois Inc. <sup>2</sup>	A	R6.7
Morris Community Landfill	Morris	City of Morris	Community Landfill Co.	A	R2.17
Onyx Orchard Hills Landfill	Davis Junction	Onyx Orchard Hills Landfill Inc. <sup>5</sup>	Onyx Orchard Hills Landfill Inc. <sup>5</sup>	A	R1.10
Onyx Zion Landfill	Zion	Onyx Zion Landfill Inc. <sup>5</sup>	Onyx Zion Landfill Inc. <sup>5</sup>	A	R2.18
Pekin Landfill	Pekin	Eloyd Simpson	Waste Professionals Inc.	C	R3.7
Peoria City/County Landfill #1	Edwards	City and County of Peoria	Peoria City/County Landfill Inc. <sup>3</sup>	C	R3.8
Peoria City/County Landfill #2	Brimfield	City and County of Peoria	Waste Management of Illinois Inc. <sup>2</sup>	A	R3.9
Peoria Disposal Co. #1	Peoria	Peoria Disposal Co.	Peoria Disposal Co.	A	R3.10
Perry Ridge Landfill	DuQuoin	GERE Properties Inc.	Perry Ridge Landfill Inc.	UD	R7.6
Pike County Landfill	Baylis	Pike County Landfill Inc. <sup>3</sup>	Pike County Landfill Inc. <sup>3</sup>	A	R5.7
Prairie Hill Recyc. and Disp. Facility	Morrison	Whiteside County	Waste Management of Illinois Inc. <sup>2</sup>	A	R1.11
Quad Cities Landfill, Phase IV	Milan	Millennium Waste Inc.	Millennium Waste Inc.	A	R3.11
RCS Landfill	Jerseyville	RCS Inc. <sup>1</sup>	RCS Inc. <sup>1</sup>	A	R5.8
River Bend Prairie Landfill	Dolton	Land & Lakes Co.	Land & Lakes Co.	A	R2.19
Rochelle Municipal Landfill #2	Dement Twp.	City of Rochelle	Rochelle Waste Disposal LLC	A	R1.12
Roxana Landfill	Roxana	Roxana Landfill Inc. <sup>1</sup>	Roxana Landfill Inc. <sup>1</sup>	A	R6.8
Salem Municipal Landfill #2	Salem	City of Salem	City of Salem	A	R6.9
Saline County Landfill	Harrisburg	Saline County Landfill Inc.	Saline County Landfill Inc.	A	R7.7

Landfill Name	Municipality	Owner	Operator	Status	Page
Sangamon Valley Landfill	Springfield	Sangamon Valley Landfill Inc. <sup>1</sup>	Sangamon Valley Landfill Inc. <sup>1</sup>	IA	R5.9
Settler's Hill Recyc. and Disp. Facility	Batavia	Kane Co. Dept. of Environmental Mgmt.	Waste Management of Illinois Inc. <sup>2</sup>	A	R2.20
Sexton #2	Hillside	Congress Development Co.	John Sexton Sand & Gravel Corp.	A	R2.21
South Chain of Rocks RDF-Phase 2	Granite City	Waste Management of Illinois Inc. <sup>2</sup>	Waste Management of Illinois Inc. <sup>2</sup>	A	R6.10
Southern Illinois Regional Landfill	DeSoto	Southern Illinois Regional Landfill Inc. <sup>6</sup>	Southern Illinois Regional Landfill Inc. <sup>6</sup>	A	R7.8
Spoon Ridge Landfill	Fairview	BFI Wst. Stms. of North America Inc. <sup>1</sup>	BFI Wst. Stms. of North America Inc. <sup>1</sup>	IA	R3.12
Streator Area Landfill #3	Streator	Streator Area Landfill Inc. <sup>1</sup>	Streator Area Landfill Inc. <sup>1</sup>	A	R4.13
Tazewell Recyc. and Disp. Facility	East Peoria	Waste Management of Illinois Inc. <sup>2</sup>	Waste Management of Illinois Inc. <sup>2</sup>	A	R3.13
Upper Rock Island County Landfill	East Moline	Upper Rock Island County Landfill Inc. <sup>1</sup>	Upper Rock Island County Landfill Inc. <sup>1</sup>	A	R3.14
Watts Landfill	Taylor Ridge	E.S.G. Watts Inc.	E.S.G. Watts Inc.	C	R3.15
Wayne County Landfill, Ill. Inc.	Fairfield	Wayne County Landfill, Ill. Inc. <sup>1</sup>	Wayne County Landfill, Ill. Inc. <sup>1</sup>	A	R7.9
West End Disposal Facility	Galatia	Landfill L.L.C.	Landfill L.L.C.	UD	R7.10
Wheatland Prairie RDF	Plainfield	Waste Management of Illinois Inc. <sup>2</sup>	Waste Management of Illinois Inc. <sup>2</sup>	C	R2.22
Winnebago Reclamation Service	Rockford	Winnebago Reclamation Service Inc.	Winnebago Reclamation Service Inc.	A	R1.13
Woodland Recyc. & Disp. Facility	South Elgin	Oak Brook Bank, Trust #8-1735	Waste Management of Illinois Inc.	A	R2.23

<sup>1</sup> A subsidiary of Allied Waste Industries Inc.                      <sup>2</sup> A subsidiary of Waste Management Inc. Midwest

<sup>3</sup> A separately incorporated affiliate of Peoria Disposal Co.                      <sup>4</sup> An affiliate of Land & Lakes Co.

<sup>5</sup> An affiliate of Superior Services Inc. and a subsidiary of Vivendi Environmental, France                      <sup>6</sup> A subsidiary of Republic Services Inc.

Status:                      A = Active                      C = Closed                      IA = Inactive                      UD = Under Development

**Solid Waste Landfill  
Owners and Operators  
Alphabetic by County**

This page left blank intentionally



<b>County Municipality</b>	<b>Facility Identification No.</b>	<b>Owner</b>	<b>Operator</b>
<b>Bond</b> Greenville	<b>D &amp; L Landfill</b> 0050050001	<b>D &amp; L Landfill Inc.</b> 825 Willard St., Rural Route 3 Greenville, Ill. 62246 618-664-2587 Contact: Lee Roy McCray	<b>D &amp; L Landfill Inc.</b> 825 Willard St., Rural Route 3 Greenville, Ill. 62246 618-664-2587 Contact: Don McCray
<b>Christian</b> Taylorville	<b>Five Oaks Recycling and Disposal Facility</b> 0218160006	<b>Waste Management of Illinois Inc.</b> 890 E. 1500 N. Road Taylorville, Ill. 62568 217-824-3942 Ext. 115 Contact: Roy Whittinghill	<b>Waste Management of Illinois Inc.</b> 890 E. 1500 N. Road Taylorville, Ill. 62568 217-824-3942 Ext. 115 Contact: Roy Whittinghill
<b>Coles</b> Charleston	<b>Coles County Landfill</b> 0298050007 (Vertical expansion approved 6-01)	<b>Environmental Reclamation Co. (ERC) Coles Co. LF</b> 4340 Acre Grove Dr., Suite B Springfield, Ill. 62707 217-787-6079 Contact: Paul Howe	<b>Environmental Reclamation Co. (ERC) Coles Co. LF</b> P.O. Box 137 Charleston, Ill. 61920 217-345-7404 Contact: Rich Galloway
<b>Cook</b> Chicago	<b>CID Recycling and Disposal Facility #3</b> 0316000030	<b>Waste Management of Illinois Inc.</b> P.O. Box 1309 Calumet City, Ill. 60409 773-646-3099 Contact: Bob Lewis/Scott Combis	<b>Waste Management of Illinois Inc.</b> P.O. Box 1309 Calumet City, Ill. 60409 773-646-3099 Contact: Bob Lewis/Scott Combis
<b>Cook</b> Calumet City	<b>CID Recycling and Disposal Facility #4</b> 0310390001 (Hazardous wastes also)	<b>Waste Management of Illinois Inc.</b> P.O. Box 1309 Calumet City, Ill. 60409 773-646-3099 Contact: Bob Lewis/Scott Combis	<b>Waste Management of Illinois Inc.</b> P.O. Box 1309 Calumet City, Ill. 60409 773-646-3099 Contact: Bob Lewis/Scott Combis
<b>Cook</b> Chicago	<b>Land &amp; Lakes #3/Harbor View Landfill (Closed)</b> 0316000034 (Closed 10-16-98)	<b>Stony Island Reclamation Co.</b> 123 N. Northwest Highway, P.O. Box 778 Park Ridge, Ill. 60068 847-825-5000 Contact: James J. Cowhey	<b>Land &amp; Lakes Co.</b> 123 N. Northwest Highway, P.O. Box 778 Park Ridge, Ill. 60068 847-825-5000 Contact: James J. Cowhey
<b>Cook</b> Dolton	<b>River Bend Prairie Landfill</b> 0310690003 (Expn. permitted 10-21-98)	<b>Land &amp; Lakes Co.</b> 123 N. Northwest Highway, P.O. Box 778 Park Ridge, Ill. 60068 847-825-5000 Contact: James J. Cowhey, Jr.	<b>Land &amp; Lakes Co.</b> 123 N. Northwest Highway, P.O. Box 778 Park Ridge, Ill. 60068 847-825-5000 Contact: James J. Cowhey, Jr.
<b>Cook</b> Hillside	<b>Sexton #2</b> 0318170002	<b>Congress Development Co.</b> 4100 West Frontage Road Hillside, Ill. 60162 708-449-1250 Contact: James Butler	<b>John Sexton Sand &amp; Gravel Corp.</b> 1815 S. Wolf Road Hillside, Ill. 60162 708-547-3703 Contact: James Butler
<b>DeKalb</b> DeKalb	<b>DeKalb County Landfill</b> 0378020001 (County wastes only)	<b>Waste Management of Illinois Inc.</b> 18370 Somonauk Road DeKalb, Ill. 60115 815-758-6906 Contact: Debi Hetland	<b>Waste Management of Illinois Inc.</b> 18370 Somonauk Road DeKalb, Ill. 60115 815-758-6906 Contact: Debi Hetland
<b>DeWitt</b> Clinton	<b>Clinton Landfill #2</b> 0398080007	<b>Clinton Landfill Inc.</b> 4700 N. Sterling Ave., P.O. Box 9071 Peoria, Ill. 61614 309-676-4893 Contact: Ron L. Edwards	<b>Clinton Landfill Inc.</b> 4700 N. Sterling Ave., P.O. Box 9071 Peoria, Ill. 61614 309-676-4893 Contact: Ron L. Edwards
<b>DuPage</b> Hanover Park	<b>Mallard Lake Landfill (Closed)</b> 0438010004 (Closed 3-13-99)	<b>Forest Preserve District of DuPage County</b> 26 W. 580 Schick Road Hanover Park, Ill. 60103 630-894-9000 Contact: Joseph Benedict	<b>BFI Waste Systems of North America Inc.</b> 26 W. 580 Schick Road Hanover Park, Ill. 60103 630-894-9000 Contact: Drew Bergenthal

<b>County Municipality</b>	<b>Facility Identification No.</b>	<b>Owner</b>	<b>Operator</b>
<b>Effingham</b> Effingham	<b>Landfill 33</b> 0498100007	<b>Landfill 33 Ltd.</b> 1713 S. Willow St., P.O. Box 703 Effingham, Ill. 62401 217-342-3747 Contact: Brian Hayes	<b>Richard Deibel</b> 1713 S. Willow St., P.O. Box 703 Effingham, Ill. 62401 217-342-3747 Contact: Brian Hayes
<b>Fulton</b> Fairview	<b>Spoon Ridge Landfill (Inactive)</b> 0578080002	<b>BFI Waste Systems of North America Inc.</b> Route 1, Highway 97 North Fairview, Ill. 61432 309-778-2787 or 708-824-3073 Contact: Drew Bergenthal	<b>BFI Waste Systems of North America Inc.</b> Route 1, Highway 97 North Fairview, Ill. 61432 309-778-2787 or 708-824-3073 Contact: Drew Bergenthal
<b>Grundy</b> Morris	<b>Envirotech Landfill</b> 0638140002	<b>Envirotech Inc.</b> 1800 N. Ashley Road Morris, Ill. 60450 815-942-1800 Contact: Dave Gerdez	<b>Envirotech Inc.</b> 1800 N. Ashley Road Morris, Ill. 60450 815-942-1800 Contact: Dave Gerdez
<b>Grundy</b> Morris	<b>Morris Community Landfill</b> 0630600001	<b>City of Morris</b> 320 Wauponsee St. Morris, Ill. 60450 815-942-0103 Contact: Mayor Richard Kopczick	<b>Community Landfill Co.</b> 13903 S. Ashland Ave. Riverdale, Ill. 60827 708-489-1900 Contact: Robert Pruum
<b>Jackson</b> DeSoto	<b>Southern Illinois Regional Landfill</b> 0770200002 (30% out-of-state waste)	<b>Southern Illinois Regional Landfill Inc.</b> 1540 Landfill Road DeSoto, Ill. 62924 618-867-2356 Contact: Gary Pearson	<b>Southern Illinois Regional Landfill Inc.</b> 1540 Landfill Road DeSoto, Ill. 62924 618-867-2356 Contact: Gary Pearson
<b>Jersey</b> Jerseyville	<b>RCS Landfill</b> 0830250012	<b>RCS Inc.</b> 1336 W. Crystal Lake Road Jerseyville, Ill. 62052 618-656-6912 Contact: Mike Whitlock	<b>RCS Inc.</b> 1336 W. Crystal Lake Road Jerseyville, Ill. 62052 618-656-6912 Contact: Mike Whitlock
<b>Kane</b> Batavia	<b>Settler's Hill Recycling and Disposal Facility</b> 0890100009	<b>Kane County Dept. of Environmental Management</b> 719 S. Batavia Ave. Geneva, Ill. 60134 630-208-5173 Contact: Tim Harbaugh	<b>Waste Management of Illinois Inc.</b> 1031 E. Fabyan Parkway Batavia, Ill. 60510 630-232-7664 Contact: Ian Johnson
<b>Kane</b> South Elgin	<b>Woodland Recycling and Disposal Facility</b> 0894830005	<b>Oak Brook Bank, Trust #8-1735</b> 1400 W. 16th St. Oak Brook, Ill. 60521 630-571-1050 Contact: Adriana Rodek	<b>Waste Management of Illinois Inc.</b> 7 N. 500 Route 25, P.O. Box 364 South Elgin, Ill. 60120 630-232-7664 Contact: Ian Johnson
<b>Kankakee</b> Chebanse	<b>Kankakee Recycling and Disposal Facility</b> 0910550006 (County wastes only)	<b>Waste Management of Illinois Inc.</b> 6259 S. Route 45 & 52 Chebanse, Ill. 60922 815-937-5539 Contact: Tim Haaf	<b>Waste Management of Illinois Inc.</b> 6259 S. Route 45 & 52 Chebanse, Ill. 60922 815-937-5539 Contact: Tim Haaf
<b>Knox</b> Oneida	<b>Knox County Landfill #3</b> 0958160003	<b>Knox County Landfill Committee</b> Knox County Courthouse Galesburg, Ill. 61401 309-341-0901 Contact: Larry Larson	<b>Knox County Landfill #3</b> P.O. Box 407 Wataga, Ill. 61448 309-375-6795 Contact: Thomas Wagher
<b>Lake</b> Grayslake	<b>Countryside Landfill</b> 0970250003	<b>Countryside Landfill Inc.</b> 31725 N. Route 83 Grayslake, Ill. 60030 847-223-9282 Contact: Chris Rubak	<b>Countryside Landfill Inc.</b> 31725 N. Route 83 Grayslake, Ill. 60030 847-223-9282 Contact: Chris Rubak

<b>County Municipality</b>	<b>Facility Identification No.</b>	<b>Owner</b>	<b>Operator</b>
Lake Zion	<b>Onyx Zion Landfill</b> 0978020002 (Opened 5-26-98)	<b>Onyx Zion Landfill Inc.</b> 701 N. Green Bay Road Zion, Ill. 60099 847-731-5110 Contact: James A. Lewis	<b>Onyx Zion Landfill Inc.</b> 701 N. Green Bay Road Zion, Ill. 60099 847-731-5110 Contact: James A. Lewis
LaSalle Ottawa	<b>Landcomp Landfill</b> 0990808103 (Opened 11-6-98)	<b>Landcomp Corp.</b> P.O. Box 520 Ottawa, Ill. 61350 815-434-1808 Contact: Mark Dykema	<b>Landcomp Corp.</b> P.O. Box 520 Ottawa, Ill. 61350 815-434-1808 Contact: Mark Dykema
Lawrence Bridgeport	<b>Lawrence County Regional Landfill</b> 1010100002 (Opened 4-1-98)	<b>Lawrence County Disposal Centre Inc.</b> 2411 Clydesdale Dr. Vincennes, Ind. 47591 812-886-5581 Contact: Gary Simmons	<b>S &amp; S Grading of Illinois Inc.</b> 601 Madison Road E. St. Louis, Ill. 62201 618-271-6788 Contact: Gary McLaren & Ernest Dennison
Lee Dixon	<b>Dixon/GROP Landfill #2 (Closed)</b> 1038010002 (Closed 12-23-98, cert. closed 7-31-01)	<b>City of Dixon</b> 121 W. Second St. Dixon, Ill. 61021 815-288-1485 Contact: Roy Bridgeman	<b>Allied Waste Industries of Illinois Inc.</b> 13832 S. Kostner Ave. Crestwood, Ill. 60445 708-824-3060 Contact: Steven C. Smith
Lee Dixon	<b>Lee County Landfill</b> 1030205110 (Opened 11-11-98)	<b>Lee County Landfill Inc.</b> 13832 S. Kostner Crestwood, Ill. 60445 708-824-3060 Contact: John McDonnell	<b>Lee County Landfill Inc.</b> 1214 S. Bataan Road Dixon, Ill. 61021 815-288-4607 Contact: Rick Humphrey
Livingston Pontiac	<b>Livingston Landfill</b> 1058210002	<b>American Disposal Services of Illinois Inc.</b> 13832 S. Kostner Crestwood, Ill. 60445 708-824-3060 Contact: John McDonnell	<b>American Disposal Services of Illinois Inc.</b> 14206 E. 2100 North Road, P.O. Box 646 Pontiac, Ill. 61764 815-844-3054 Contact: Dave Bryant
Livingston Streator	<b>Streator Area Landfill #3</b> 1054900003 (Expansion planned)	<b>Streator Area Landfill Inc.</b> 2111 Coalville Road Streator, Ill. 61364 815-672-0097 Contact: Brian Holcomb	<b>Streator Area Landfill Inc.</b> 2111 Coalville Road Streator, Ill. 61364 815-672-0097 Contact: Brian Holcomb
Macon Decatur	<b>Macon County Landfill</b> 1158040008 (Expn. granted 6-1-98)	<b>Macon County Landfill Corp.</b> 1363 Bear Road Decatur, Ill. 62522 217-963-2976 Contact: Kevin Shaw	<b>Macon County Landfill Corp.</b> 1363 Bear Road Decatur, Ill. 62522 217-963-2976 Contact: Kevin Shaw
Madison Roxana	<b>Roxana Landfill</b> 1190900002	<b>Roxana Landfill Inc.</b> 4600 Cahokia Creek Road, P. O. Box 97 Roxana, Ill. 62084-0097 618-656-6912 Contact: Mike Whitlock	<b>Roxana Landfill Inc.</b> 4600 Cahokia Creek Road, P.O. Box 97 Roxana, Ill. 62084-0097 618-656-6912 Contact: Mike Whitlock
Madison Granite City	<b>South Chain of Rocks RDF-Phase 2</b> 1198010002 (71% out-of-state was te)	<b>Waste Management of Illinois Inc.</b> 601 Madison Road East St. Louis, Ill. 62201 618-271-6788 Ext. 122 Contact: Ernest H. Dennison	<b>Waste Management of Illinois Inc.</b> 601 Madison Road East St. Louis, Ill. 62201 618-271-6788 Ext. 122 Contact: Ernest H. Dennison
Marion Salem	<b>Salem Municipal Landfill #2</b> 1218130007	<b>City of Salem</b> 101 S. Broadway Salem, Ill. 62881 618-548-2222 Contact: Roger D. Kinney	<b>City of Salem</b> 101 S. Broadway Salem, Ill. 62881 618-548-2222 Contact: John W. Pruden

<b>County Municipality</b>	<b>Facility Identification No.</b>	<b>Owner</b>	<b>Operator</b>
<b>McDonough</b> Macomb	<b>Envirofil of Illinois Landfill</b> 1098100003	<b>Envirofil of Illinois Inc.</b> 13998 E. 1400th St., P.O. Box 375 Macomb, Ill. 61455 309-824-3942 x103 Contact: Dan Erni	<b>Envirofil of Illinois Inc.</b> 13998 E. 1400th St., P.O. Box 375 Macomb, Ill. 61455 309-824-3942 x103 Contact: Dan Erni
<b>McLean</b> Bloomington	<b>ADS/McLean County Landfill #2</b> 1130200042 (Site re-activated June 2000)	<b>American Disposal Services of Illinois Inc.</b> 4340 Acre Grove Dr., Suite B Springfield, Ill. 62707 217-787-6079 Contact: Paul Howe	<b>American Disposal Services of Illinois Inc.</b> Rural Route 3, P.O. Box 145 Bloomington, Ill. 61704 309-827-8631 Contact: Dan Winters
<b>Montgomery</b> Litchfield	<b>Litchfield-Hillsboro Landfill</b> 1358150007	<b>Envotech-Illinois LLC</b> 2782 Landfill Trail Litchfield, Ill. 62056 217-324-2811 Contact: Keith Shirley	<b>Envotech-Illinois LLC</b> 2782 Landfill Trail Litchfield, Ill. 62056 217-324-2811 Contact: Rob Fosnock
<b>Ogle</b> Davis Junction	<b>Onyx Orchard Hills Landfill</b> 1410175005 (Opened 1-13-98, New O/O 10-6-00)	<b>Onyx Orchard Hills Landfill Inc.</b> 8290 Highway 251 Davis Junction, Ill. 61020 815-874-9000 Contact: Chris Peters	<b>Onyx Orchard Hills Landfill Inc.</b> 8290 Highway 251 Davis Junction, Ill. 61020 815-874-9000 Contact: Chris Peters
<b>Ogle</b> Dement Township	<b>Rochelle Municipal Landfill #2</b> 1418030020	<b>City of Rochelle</b> Sixth Street & Fifth Avenue Rochelle, Ill. 61068 815-561-2000 Contact: Joe Salitros	<b>Rochelle Waste Disposal LLC</b> 8403 Lindenwood Road Rockford, Ill. 61109 815-562-6718 Contact: Clyde Gelderloos
<b>Peoria</b> Edwards	<b>Peoria City/County Landfill #1 (Closed)</b> 1438160002 (Closed 4-10-98, cert. closed 5-18-99)	<b>Joint Solid Waste Disposal Board, City and County of Peoria</b> 419 Fulton St., Room 307 Peoria, Ill. 61602 309-494-8800 Contact: Stephen Van Winkle	<b>Peoria City/County Landfill Inc.</b> 4700 N. Sterling Ave. Peoria, Ill. 61614 309-676-4893 Contact: Ron L. Edwards
<b>Peoria</b> Brimfield	<b>Peoria City/County Landfill #2</b> 1438165003 (Opened 3-9-98)	<b>Joint Solid Waste Disposal Board, City and County of Peoria</b> 419 Fulton St., Room 307 Peoria, Ill. 61602 309-494-8800 Contact: Stephen Van Winkle	<b>Waste Management of Illinois Inc.</b> 11501 W. Cottonwood Road Brimfield, Ill. 61517 309-565-4282 Contact: Steve Harenberg
<b>Peoria</b> Peoria	<b>Peoria Disposal Co. #1</b> 1438120003 (Hazardous wastes also)	<b>Peoria Disposal Co.</b> 4700 N. Sterling Ave., P.O. Box 9071 Peoria, Ill. 61614 309-676-4893 Contact: Ron L. Edwards	<b>Peoria Disposal Co.</b> 4700 N. Sterling Ave., P.O. Box 9071 Peoria, Ill. 61614 309-676-4893 Contact: Ron L. Edwards
<b>Perry</b> DuQuoin	<b>Perry Ridge Landfill (Under Development)</b> 1450105039 (Permit to develop issued 9-28-01)	<b>GERE Properties Inc.</b> 290 S. Main Place Carol Stream, Ill. 60188 630-653-8228 Contact: Patrick Mazza	<b>Perry Ridge Landfill Inc.</b> 290 S. Main Place Carol Stream, Ill. 60188 630-653-8228 Contact: Patrick Mazza
<b>Pike</b> Baylis	<b>Pike County Landfill</b> 1498160001	<b>Pike County Landfill Inc.</b> 4700 N. Sterling Ave., P.O. Box 9071 Peoria, Ill. 61614 309-676-4893 Contact: Ron L. Edwards	<b>Pike County Landfill Inc.</b> 4700 N. Sterling Ave., P.O. Box 9071 Peoria, Ill. 61614 309-676-4893 Contact: Ron L. Edwards
<b>Rock Island</b> Milan	<b>Quad Cities Landfill, Phase IV</b> 1610400018 (55% out-of-state waste)	<b>Millennium Waste Inc.</b> 13606 Knoxville Road Milan, Ill. 61264 309-787-2303 Contact: Dominic Remmes	<b>Millennium Waste Inc.</b> 13606 Knoxville Road Milan, Ill. 61264 309-787-2303 Contact: Dominic Remmes

<b>County Municipality</b>	<b>Facility Identification No.</b>	<b>Owner</b>	<b>Operator</b>
Rock Island East Moline	<b>Upper Rock Island County Landfill</b> 1618100014 (42% out-of-state waste)	<b>Upper Rock Island County Landfill Inc.</b> 17201 20th Ave. North, P.O. Box 159 East Moline, Ill. 61244 309-496-2396 Contact: Dave Geier	<b>Upper Rock Island County Landfill Inc.</b> 17201 20th Ave. North, P.O. Box 159 East Moline, Ill. 61244 309-496-2396 Contact: Dave Geier
Rock Island Taylor Ridge	<b>Watts Landfill (Closed)</b> 1618000001 (Closed 3-20-98)	<b>E.S.G. Watts Inc.</b> 8400 77th St. West Taylor Ridge, Ill. 61284 309-798-2266 Contact:	<b>E.S.G. Watts Inc.</b> 8400 77th St. West Taylor Ridge, Ill. 61284 309-798-2266 Contact:
Saline Harrisburg	<b>Saline County Landfill</b> 1658080001	<b>Saline County Landfill Inc.</b> 5000 Whitesville Road Harrisburg, Ill. 62946 618-252-0237 Contact: Danny Bowman	<b>Saline County Landfill Inc.</b> 5000 Whitesville Road Harrisburg, Ill. 62946 618-252-0237 Contact: Danny Bowman
Saline Galatia	<b>West End Disposal Facility (Under Development)</b> 1650155005 (Development permitted 5-16-01)	<b>Landfill L.L.C.</b> P.O. Box 657, 622 N. Granger Harrisburg, Ill. 62946 618-252-1776 Contact: Robert Wilson or Rick Lane	<b>Landfill L.L.C.</b> P.O. Box 657, 622 N. Granger Harrisburg, Ill. 62946 618-252-1776 Contact: Robert Wilson or Rick Lane
Sangamon Springfield	<b>Sangamon Valley Landfill (Inactive)</b> 1678220037 (New owners 2-18-00)	<b>Sangamon Valley Landfill Inc.</b> 4340 Acre Grove Dr., Suite B Springfield, Ill. 62707 217-787-6079 Contact: Paul Howe	<b>Sangamon Valley Landfill Inc.</b> 2565 Sand Hill Road Springfield, Ill. 62707 217-522-7797 Contact: Bryan Deming
St. Clair Marissa	<b>Cottonwood Hills RDF</b> 1630755017 (Opened 11-1-00)	<b>Waste Management of Illinois Inc.</b> 601 Madison Road East St. Louis, Ill. 62201 618-271-6788 Ext. 122 Contact: Ernest H. Dennison	<b>Waste Management of Illinois Inc.</b> 601 Madison Road East St. Louis, Ill. 62201 618-271-6788 Ext. 122 Contact: Ernest H. Dennison
St. Clair East St. Louis	<b>Milam Recycling and Disposal Facility</b> 1630450001 (61% out-of-state waste)	<b>Waste Management of Illinois Inc.</b> 601 Madison Road East St. Louis, Ill. 62201 618-271-6788 Ext. 122 Contact: Ernest H. Dennison	<b>Waste Management of Illinois Inc.</b> 601 Madison Road East St. Louis, Ill. 62201 618-271-6788 Ext. 122 Contact: Ernest H. Dennison
Stephenson Freeport	<b>Freeport Municipal Landfill #4</b> 1770200015 (Nearing closure)	<b>City of Freeport</b> 230 W. Stephenson St. Freeport, Ill. 61032 815-235-8207 Contact: Jeff Mikkelsen	<b>City of Freeport</b> 230 W. Stephenson St. Freeport, Ill. 61032 815-235-8207 Contact: Jeff Mikkelsen
Tazewell Pekin	<b>Pekin Landfill (Closed)</b> 1798050001 (Closed 11-18-98)	<b>Eloyd Simpson</b> 11916 Towerline Road Pekin, Ill. 61554 309-348-3679 Contact: Ron Boerema	<b>Waste Professionals Inc.</b> 612 S. 6th St. Pekin, Ill. 61554 309-348-3679 Contact: Ron Boerema
Tazewell East Peoria	<b>Tazewell Recycling and Disposal Facility</b> 1798060004	<b>Waste Management of Illinois Inc.</b> 3550 E. Washington St. East Peoria, Ill. 61611 309-694-0295 Contact: Steve Harenberg	<b>Waste Management of Illinois Inc.</b> 3550 E. Washington St. East Peoria, Ill. 61611 309-694-0295 Contact: Steve Harenberg
Vermilion Danville	<b>Brickyard Disposal and Recycling</b> 1838040029	<b>Brickyard Disposal and Recycling Inc.</b> 4340 Acre Grove Dr., Suite B Springfield, Ill. 62707 217-787-6079 Contact: Paul Howe	<b>Brickyard Disposal and Recycling Inc.</b> P.O. Box 985 Danville, Ill. 61834-0985 217-431-3272 Contact: Ken Samet

<b>County Municipality</b>	<b>Facility Identification No.</b>	<b>Owner</b>	<b>Operator</b>
<b>Vermilion</b> Hoopeston	<b>Illinois Landfill</b> 1830450009 (Expn. granted 2-24-98)	<b>Illinois Landfill Inc.</b> 4340 Acre Grove Dr., Suite B Springfield, Ill. 62707 217-787-6079 Contact: Paul Howe	<b>Illinois Landfill Inc.</b> P.O. Box 29 Hoopeston, Ill. 60942 217-283-6242 Contact: Kenny Samet
<b>Wayne</b> Fairfield	<b>Wayne County Landfill, Ill. Inc.</b> 1918040003	<b>Wayne County Landfill, Ill. Inc.</b> State Route 15 West, Box 214, RR #1 Fairfield, Ill. 62837 618-847-4604 Contact: Danny Bowman	<b>Wayne County Landfill, Ill. Inc.</b> State Route 15 West, Box 214, RR #1 Fairfield, Ill. 62837 618-847-4604 Contact: Danny Bowman
<b>Whiteside</b> Morrison	<b>Prairie Hill Recycling and Disposal Facility</b> 1950350014	<b>Whiteside County</b> Whiteside County Courthouse, 200 E. Knox St. Morrison, Ill. 61270 815-772-7651 Contact: Peter Petrowsky	<b>Waste Management of Illinois Inc.</b> 18762 Lincoln Road Morrison, Ill. 61270 630-232-7664 Contact: Ian Johnson
<b>Will</b> Joliet	<b>CDT Landfill Corp. Expansion Site (Closed)</b> 1978170006 (Closed 6-9-00)	<b>CDT Landfill Corp.</b> 2851 Mound Road Joliet, Ill. 60436 815-741-0736 Contact: Danny L. Geiss	<b>CDT Landfill Corp.</b> 2851 Mound Road Joliet, Ill. 60436 815-741-0736 Contact: Danny L. Geiss
<b>Will</b> Elwood	<b>Laraway Recycling and Disposal Facility</b> 1970450002	<b>Waste Management of Illinois Inc.</b> 21101 W. Laraway Road Elwood, Ill. 60421 773-646-3099 Contact: Bob Lewis	<b>Waste Management of Illinois Inc.</b> 21101 W. Laraway Road Elwood, Ill. 60421 773-646-3099 Contact: Bob Lewis
<b>Will</b> Plainfield	<b>Wheatland Prairie Recycling and Disposal Facility (Now Closed)</b> 1978200004 (Closed 6-18-01)	<b>Waste Management of Illinois Inc.</b> 25244 W. 111th St. Plainfield, Ill. 60544 630-904-1010 Contact: Tim Haaf	<b>Waste Management of Illinois Inc.</b> 25244 W. 111th St. Plainfield, Ill. 60544 630-904-1010 Contact: Tim Haaf
<b>Winnebago</b> Rockford	<b>Winnebago Reclamation Service</b> 2018080001	<b>Winnebago Reclamation Service Inc.</b> 8403 Lindenwood Road Rockford, Ill. 61109 815-874-4806 Contact: John Lichty	<b>Winnebago Reclamation Service Inc.</b> 8403 Lindenwood Road Rockford, Ill. 61109 815-874-4806 Contact: John Lichty

**Solid Waste Landfills  
Ranked by  
Wastes Received**

**2000**

This page left blank intentionally



Landfill Name	Municipality	County	Gate Cu. Yds.	Calculated Tons	Rank	Remarks	Page
Livingston Landfill	Pontiac	Livingston	8,272,419	2,506,794	1		R4.11
Settler's Hill Recyc. and Disp. Facility	Batavia	Kane	3,920,084	1,187,904	2		R2.20
Milam Recyc. and Disp. Facility	East St. Louis	St. Clair	3,512,150	1,064,288	3	61% out-of-state waste	R6.7
Lee County Landfill	Dixon	Lee	3,052,273	924,931	4	Opened 11-11-98	R1.9
Onyx Orchard Hills Landfill	Davis Junction	Ogle	2,600,000	787,879	5	New O/O 10-6-00	R1.10
Environtech Landfill	Morris	Grundy	2,083,157	631,260	6		R2.12
Onyx Zion Landfill	Zion	Lake	2,012,593	609,877	7	Opened 5-26-98	R2.18
South Chain of Rocks RDF-Phase 2	Granite City	Madison	1,651,243	500,377	8	71% out-of-state waste	R6.10
Countryside Landfill	Grayslake	Lake	1,529,215	463,399	9		R2.11
Tazewell Recyc. and Disp. Facility	East Peoria	Tazewell	1,190,980	360,903	10		R3.13
Southern Illinois Regional Landfill	DeSoto	Jackson	1,109,000	336,061	11	30% out-of-state waste	R7.8
Winnebago Reclamation Service	Rockford	Winnebago	1,098,657	332,926	12		R1.13
Upper Rock Island County Landfill	East Moline	Rock Island	1,079,030	326,979	13	42% out-of-state waste	R3.14
Five Oaks Recyc. and Disp. Facility	Taylorville	Christian	1,047,350	317,379	14		R5.5
Brickyard Disp. and Recyc.	Danville	Vermilion	953,620	288,976	15		R4.6
Roxana Landfill	Roxana	Madison	930,658	282,018	16		R6.8
Clinton Landfill #2	Clinton	DeWitt	908,568	275,324	17		R4.7
Macon County Landfill	Decatur	Macon	897,773	272,052	18	Expn. granted 6-1-98	R4.12
Woodland Recyc. & Disp. Facility	South Elgin	Kane	858,419	260,127	19		R2.23
Quad Cities Landfill, Phase IV	Milan	Rock Island	819,814	248,428	20	55% out-of-state waste	R3.11
Wheatland Prairie RDF	Plainfield	Will	742,564	225,019	21	Closed 6-18-01	R2.22
Streator Area Landfill #3	Streator	Livingston	674,652	204,440	22	Expansion planned	R4.13
Landcomp Landfill	Ottawa	LaSalle	659,254	199,774	23	Opened 11-6-98	R1.8
Prairie Hill Recyc. and Disp. Facility	Morrison	Whiteside	569,635	172,617	24		R1.11
Peoria City/County Landfill #2	Brimfield	Peoria	529,518	160,460	25	Opened 3-9-98	R3.9
River Bend Prairie Landfill	Dolton	Cook	507,816	153,884	26	Expn. permitted 10-21-98	R2.19
Kankakee Recyc. and Disp. Facility	Chebanse	Kankakee	471,735	142,950	27	County wastes only	R2.13
Envirofil of Illinois Landfill	Macomb	McDonough	409,237	124,011	28		R3.5
Illinois Landfill	Hoopeston	Vermilion	390,600	118,364	29	Expn. granted 2-24-98	R2.13
CID Recyc. and Disp. Facility #4	Calumet City	Cook	363,608	110,184	30	Hazardous wastes also	R2.10
Litchfield-Hillsboro Landfill	Litchfield	Montgomery	350,000	106,061	31		R5.6
Coles County Landfill	Charleston	Coles	332,631	100,797	32	Expn. approved 6-01	R4.8
Pike County Landfill	Baylis	Pike	326,155	98,835	33		R5.7
Wayne County Landfill, Ill. Inc.	Fairfield	Wayne	318,210	96,427	34		R7.9
CDT Landfill Corp. Exp. Site	Joliet	Will	308,050	93,348	35	Closed 6-9-00	R2.8
Rochelle Municipal Landfill #2	Dement Twp.	Ogle	288,000	87,273	36		R1.12
Knox County Landfill #3	Oneida	Knox	268,560	81,382	37		R3.6
Lawrence County Regional LF	Bridgeport	Lawrence	257,545	78,044	38	Opened 4-1-98	R7.5
Saline County Landfill	Harrisburg	Saline	253,318	76,763	39	Expn. under review	R7.7
DeKalb County Landfill	DeKalb	DeKalb	245,694	74,453	40	County wastes only	R1.5
Morris Community Landfill	Morris	Grundy	205,701	62,334	41		R2.17
CID Recyc. and Disp. Facility #3	Chicago	Cook	200,646	60,802	42		R2.9
D & L Landfill	Greenville	Bond	193,234	58,556	43		R6.6
ADS/McLean County Landfill #2	Bloomington	McLean	189,942	57,558	44	Site re-activated June 2000	R4.5
Sexton #2	Hillside	Cook	161,865	49,050	45		R2.21
Peoria Disposal Co. #1	Peoria	Peoria	157,408	47,699	46	Hazardous wastes also	R3.10
Landfill 33	Effingham	Effingham	152,579	46,236	47		R4.10
Laraway Recyc. and Disp. Facility	Elwood	Will	69,984	21,207	48		R2.15
Salem Municipal Landfill #2	Salem	Marion	68,578	20,781	49		R6.9
RCS Landfill	Jerseyville	Jersey	47,416	14,368	50		R5.8
Freeport Municipal Landfill #4	Freeport	Stephenson	37,107	11,245	51	Nearing closure	R1.7
Cottonwood Hills RDF	Marissa	St. Clair	13,925	4,220	52	Opened 11-1-00	R6.5
Spoon Ridge Landfill	Fairview	Fulton	10	3	53		R3.12
<b>Totals</b>			<b>49,292,180</b>	<b>14,937,027</b>			
<b>Averages</b>			<b>930,041</b>	<b>281,831</b>			

This page left blank intentionally

**Solid Waste Landfills  
Ranked by  
Remaining Capacities**

**Jan. 1, 2001**

This page left blank intentionally

	Municipality	County	Gate Cu. Yds.	Calculated Tons	Rank	Remarks	Page
Spoon Ridge Landfill	Fairview	Fulton	130,465,000	39,535,000	1		R3.12
Cottonwood Hills RDF	Marissa	St. Clair	81,447,000	24,681,000	2	Opened 11-1-00	R6.5
Prairie Hill Recyc. and Disp. Facility	Morrison	Whiteside	50,208,000	15,215,000	3		R1.11
Onyx Orchard Hills Landfill	Davis Junction	Ogle	47,443,000	14,377,000	4	New O/O 10-6-00	R1.10
Livingston Landfill	Pontiac	Livingston	42,940,000	13,012,000	5		R4.11
Five Oaks Recyc. and Disp. Facility	Taylorville	Christian	30,272,000	9,173,000	6		R5.5
Lee County Landfill	Dixon	Lee	25,760,000	7,806,000	7	Opened 11-11-98	R1.9
Countryside Landfill	Grayslake	Lake	24,654,000	7,471,000	8		R2.11
Illinois Landfill	Hoopeston	Vermilion	22,884,000	6,935,000	9	Expn. granted 2-24-98	R4.9
Brickyard Disp. and Recyc.	Danville	Vermilion	22,442,000	6,801,000	10		R4.6
Onyx Zion Landfill	Zion	Lake	22,419,000	6,794,000	11	Opened 5-26-98	R2.18
Landcomp Landfill	Ottawa	LaSalle	21,936,000	6,647,000	12	Opened 11-6-98	R1.8
Settler's Hill Recyc. and Disp. Facility	Batavia	Kane	19,409,000	5,882,000	13		R2.20
Upper Rock Island County Landfill	East Moline	Rock Island	18,694,000	5,665,000	14	42% out-of-state waste	R3.14
Milam Recyc. and Disp. Facility	East St. Louis	St. Clair	18,317,000	5,551,000	15	61% out-of-state waste	R6.7
Roxana Landfill	Roxana	Madison	12,824,000	3,886,000	16		R6.8
Sangamon Valley Landfill	Springfield	Sangamon	12,618,000	3,824,000	17	New owners 2-18-00	R5.9
Quad Cities Landfill, Phase IV	Milan	Rock Island	12,150,000	3,682,000	18	55% out-of-state waste	R3.11
River Bend Prairie Landfill	Dolton	Cook	11,418,000	3,460,000	19	Expn. permit 10-21-98	R2.19
Peoria City/County Landfill #2	Brimfield	Peoria	10,576,000	3,205,000	20	Opened 3-9-98	R3.9
Lawrence County Regional LF	Bridgeport	Lawrence	9,760,000	2,958,000	21	Opened 4-1-98	R7.5
Wayne County Landfill, Ill. Inc.	Fairfield	Wayne	9,590,000	2,906,000	22		R7.9
Macon County Landfill	Decatur	Macon	8,768,000	2,657,000	23	Expn. granted 6-1-98	R4.12
D & L Landfill	Greenville	Bond	8,688,000	2,633,000	24		R6.6
Winnebago Reclamation Service	Rockford	Winnebago	7,641,000	2,315,000	25		R1.13
Envirotech Landfill	Morris	Grundy	7,096,000	2,150,000	26		R2.12
Clinton Landfill #2	Clinton	DeWitt	6,091,000	1,846,000	27		R4.7
Southern Illinois Regional Landfill	DeSoto	Jackson	5,825,000	1,765,000	28	30% out-of-state waste	R7.8
Pike County Landfill	Baylis	Pike	5,806,000	1,759,000	29		R5.7
DeKalb County Landfill	DeKalb	DeKalb	5,041,000	1,528,000	30	County wastes only	R1.5
Litchfield-Hillsboro Landfill	Litchfield	Montgomery	4,760,000	1,442,000	31		R5.6
Tazewell Recyc. and Disp. Facility	East Peoria	Tazewell	3,601,000	1,091,000	32		R3.13
RCS Landfill	Jerseyville	Jersey	3,374,000	1,022,000	33		R5.8
Woodland Recyc. & Disp. Facility	South Elgin	Kane	2,063,000	625,000	34		R2.23
Knox County Landfill #3	Oneida	Knox	1,806,000	547,000	35		R3.6
ADS/McLean County Landfill #2	Bloomington	McLean	1,765,000	535,000	36	Site re-activated 6-00	R4.5
Kankakee Recyc. and Disp. Facility	Chebanse	Kankakee	1,699,000	515,000	37	County wastes only	R2.13
Rochelle Municipal Landfill #2	Dement Twp.	Ogle	1,547,000	469,000	38		R1.12
Sexton #2	Hillside	Cook	1,370,000	415,000	39		R2.21
Envirofil of Illinois Landfill	Macomb	McDonough	1,361,000	413,000	40		R3.5
Peoria Disposal Co. #1	Peoria	Peoria	1,074,000	325,000	41	Hazardous wastes also	R3.10
Landfill 33	Effingham	Effingham	1,019,000	309,000	42		R4.10
CID Recyc. and Disp. Facility #4	Calumet City	Cook	785,000	238,000	43	Hazardous wastes also	R2.10
Morris Community Landfill	Morris	Grundy	745,000	226,000	44		R2.17
South Chain of Rocks RDF-Phase 2	Granite City	Madison	723,000	219,000	45	71% out-of-state waste	R6.10
Salem Municipal Landfill #2	Salem	Marion	586,000	178,000	46		R6.9
CID Recyc. and Disp. Facility #3	Chicago	Cook	562,000	170,000	47		R2.9
Streator Area Landfill #3	Streator	Livingston	450,000	136,000	48	Expansion planned	R4.13
Laraway Recyc. and Disp. Facility	Elwood	Will	308,000	93,000	49		R2.15

	<b>Municipality</b>	<b>County</b>	<b>Gate Cu. Yds.</b>	<b>Calculated Tons</b>	<b>Rank</b>	<b>Remarks</b>	<b>Page</b>
Wheatland Prairie RDF	Plainfield	Will	266,000	81,000	50	Closed 6-18-01	R2.22
Saline County Landfill	Harrisburg	Saline	228,000	69,000	51	Expn. under review	R7.7
Coles County Landfill	Charleston	Coles	59,000	18,000	52	Expn. approved 6-01	R4.8
Freeport Municipal Landfill #4	Freeport	Stephenson	30,000	9,000	53	Nearing closure	R1.7
	<b>Totals</b>		<b>743,362,000</b>	<b>225,264,000</b>			
	<b>Averages</b>		<b>14,026,000</b>	<b>4,250,000</b>			

# Solid Waste Transfer Stations

Appendices E, F, & G

This page left blank intentionally



**Solid Waste  
Transfer Station  
Owners and Operators**

**Alphabetic by Facility**

This page left blank intentionally

Transfer Station Name	Municipality	Owner	Operator	Status	Page
34th Street Mat'l. Recov. & Recyc.	Chicago	Chicago Department of Environment	Waste Management of Illinois Inc. <sup>1</sup>	A	R2.24
American Disp. Serv. TS	Bloomington	American Disposal Services of Illinois <sup>2</sup>	American Disposal Services of Illinois <sup>2</sup>	A	R4.14
American Wood Recycling TS	Hoffman Estates	American Wood Recycling Inc.	American Wood Recycling Inc.	A	R2.25
Apollo Disposal Service TS	Momence	Allied Waste Transportation Inc. <sup>2</sup>	Allied Waste Transportation Inc. <sup>2</sup>	A	R2.26
ARC Disposal & Recycling	Mt. Prospect	ARC Disposal & Recycling <sup>3</sup>	ARC Disposal & Recycling <sup>3</sup>	A	R2.27
Area Disposal Transfer Station	Lincoln	Peoria Disposal Co.	Area Disposal Co. <sup>5</sup>	A	R5.10
Banner-Western Trans. & Recyc.	Rockdale	Waste Management of Illinois Inc. <sup>1</sup>	Waste Management of Illinois Inc. <sup>1</sup>	A	R2.28
Best Lawns Trans. Stn.	Streamwood	Best Lawns Inc.	Best Lawns Inc.	A	R2.29
Bethalto Waste Transfer Facility	Bethalto	Village of Bethalto, Public Works	Village of Bethalto, Public Works	A	R6.11
BFI-Midtown Transfer	Chicago	BFI Waste Systems of North America <sup>2</sup>	BFI Waste Systems of North America <sup>2</sup>	A	R2.30
Bloomington Bulk Transfer Station	Bloomington	City of Bloomington, Public Service	City of Bloomington, Public Service	A	R4.15
C & L LSW Trans. Stn.	Chicago Heights	C & L LLC	Skyline Disposal Co. Inc.	N	R2.31
Calumet Transfer Station	Chicago	Liberty Waste Services of Illinois LLC <sup>2</sup>	Liberty Waste Services of Illinois LLC <sup>2</sup>	A	R2.32
CDT Trans. Mat'l. Recovery Facility	Joliet	Waste Management of Illinois Inc. <sup>1</sup>	Waste Management of Illinois <sup>1</sup>	A	R2.33
Chicago Disposal Transfer Station	Chicago	S. Chicago Bank, Trust #112384	Allied Waste Industries Inc.	C	R2.34
CID Mat'l. Recovery & Recycling	Chicago	Waste Management of Illinois Inc. <sup>1</sup>	CID Material Recovery & Recycling	A	R2.35
Citiwaste Transfer Station	Joliet	Citiwaste Inc. <sup>2</sup>	Citiwaste Inc. <sup>2</sup>	A	R2.36
Clinton Transfer Station	Clinton	Clinton Landfill Inc. <sup>4</sup>	Clinton Landfill Inc. <sup>4</sup>	IA	R4.16
Cloverleaf Farms Transfer	Elgin	Paragon Paving Inc.	Midwest Compost LLC	N	R2.37
D & D Loop Transfer-Lafin	Chicago	Allied Waste Transportation Inc. <sup>2</sup>	Allied Waste Transportation Inc. <sup>2</sup>	A	R2.38
D & L Disposal Trans. Stn.	Greenville	D & L Disposal LLC <sup>2</sup>	D & L Disposal LLC <sup>2</sup>	A	R6.12
Des Plaines Trans. Stn.	Des Plaines	City of Des Plaines, City Hall	City of Des Plaines, City Hall	A	R2.39
DuKane Transfer Facility	West Chicago	Groot Industries Inc.	Crown Recycling & Waste Services	A	R2.40
DuPage Yard Waste Trans. Stn.	West Chicago	Midwest Compost LLC	Midwest Compost LLC	A	R2.41
E.C. Rizzi & Assoc.	Bolingbrook	Joan Tameling	E.C. Rizzi & Assoc. Inc.	A	R2.42
Gonzales Transfer Station	Chicago	LaSalle National Bank	Gonzales Construction Co.	UD	R2.43
Granite City Landscape Transfer	Granite City	Granite City	Granite City Street Department	A	R6.13
Great Lakes Disposal Svs. TS	Blue Island	Great Lakes Disposal Inc. <sup>2</sup>	Great Lakes Disposal Inc. <sup>2</sup>	A	R2.44
Groen Waste Services Trans. Stn.	Blue Island	Illinois Development Corporation	Allied Waste Industries (Midwest) Inc. <sup>2</sup>	C	R2.45
Groen Waste Serv./Crestwood TS	Crestwood	Allied Waste Transportation Inc. <sup>2</sup>	Groen Waste Services	A	R2.46
Groot Industries/Chicago TS	Chicago	Groot Industries Inc.	Groot Industries Inc.	A	R2.47
Groot Industries/McCook TS	McCook	Groot Industries Inc.	Groot Industries Inc.	A	R2.48
Herrin Solid Waste Trans. Stn.	Herrin	City of Herrin, Mayor	Southern Illinois Transfer Stations	A	R7.11
Homewood Scavenger Service TS	East Hazel Crest	Homewood Scavenger Service Inc.	Homewood Scavenger Service Inc.	A	R2.49
Kewanee Solid Waste Trans. Stn.	Kewanee	City of Kewanee	City of Kewanee	A	R3.16
Kucera Disposal Company	Cicero	Frank F. Kucera Co.	Frank F. Kucera Co.	A	R2.50
Lake Forest Transfer Facility	Lake Forest	City of Lake Forest	DK Recycling Systems Inc.	A	R2.51
Land Restoration Products TS	Lake Bluff	MBL Development	DK Recycling Systems Inc.	A	R2.52
Liberty Waste/McCook Trans. Stn.	McCook	West Suburban Recycling & Energy	Liberty Waste Services of McCook <sup>2</sup>	A	R2.53
Loop Transfer-64th Street	Chicago	Allied Waste North America Inc. <sup>2</sup>	Loop Transfer Inc.	A	R2.54
Marion Transfer Station	Marion	City of Marion	Continental Waste Ind. of Illinois Inc. <sup>3</sup>	A	R7.12
MDI Environmental Systems TS	Lanark	Moring Disposal Inc.	MDI Environmental Systems	A	R1.14
Medill Mat'l. Recov. & Recyc.	Chicago	Chicago Department of Environment	Waste Management of Illinois Inc. <sup>1</sup>	A	R2.55

Transfer Station Name	Municipality	Owner	Operator	Status	Page
Mendota Solid Waste Trans. Stn.	Mendota	City of Mendota	Waste Management of Illinois Inc. <sup>1</sup>	A	R1.15
Midwest Waste Ind. Inc.	Cahokia	Midwest Land Development Corp.	Midwest Waste RDF Inc.	UD	R6.14
Monmouth Municipal Trans. Stn.	Monmouth	City of Monmouth	City of Monmouth	A	R3.17
Montgomery Landscape Wst. Coll.	Montgomery	Village of Montgomery, Public Works	Village of Montgomery, Public Works.	A	R2.56
Montgomery Trucking	Elizabeth	Montgomery Trucking	Montgomery Trucking	A	R1.16
Monticello Transfer Station	Monticello	City of Monticello	City of Monticello	A	R4.17
Mr. K's Garden & Mat'l. Center TS	Park Ridge	Mr. K's Garden & Material Center	Mr. K's Garden & Material Center	A	R2.57
Mt. Vernon Transfer Station	Mt. Vernon	Republic Services Inc.	Continental Waste Ind. of Illinois Inc. <sup>3</sup>	A	R7.13
Nameoki Township Transfer Station	Granite City	Nameoki Township	Loren Madison	A	R6.15
National-Speelman Transfer Station	Chicago	National Waste Services Inc. <sup>2</sup>	National Waste Services Inc. <sup>2</sup>	C	R2.58
Northwest Mat'l. Recov. & Recyc.	Chicago	Chicago Department of Environment	Waste Management of Illinois <sup>1</sup>	A	R2.59
Onyx Wst. Svs/Evanston Trans.	Evanston	Onyx Waste Services Inc. <sup>4</sup>	Onyx Waste Services Inc. <sup>4</sup>	A	R2.60
Onyx Wst. Svs./Melrose Park Trans.	Melrose Park	Onyx Waste Services Inc. <sup>4</sup>	Onyx Waste Services Inc. <sup>4</sup>	A	R2.61
Onyx Wst. Svs./Northbrook Trans.	Northbrook	Onyx Waste Services Inc. <sup>4</sup>	Onyx Waste Services Inc. <sup>4</sup>	A	R2.62
Paris Transfer Station	Paris	City of Paris	Ingrum Waste Disposal <sup>2</sup>	A	R4.18
Peoria Recycl. & Trans. Facility	Peoria	Peoria Recycling and Transfer Facility <sup>5</sup>	Peoria Recycl. and Transfer Facility <sup>5</sup>	UD	R3.18
Planet Recovery Transfer Station	Chicago	Allied Waste North America Inc. <sup>2</sup>	Allied Waste Transportation Inc. <sup>2</sup>	A	R2.63
Prairie Hill Transfer Stn.	Morrison	Whiteside County	Waste Management of Illinois Inc.	A	R1.17
Princeton Solid Waste Trans. Stn.	Princeton	City of Princeton	City of Princeton	A	R1.18
Randolph County Trans. Stn.	Sparta	Larry Henderson	Continental Waste Ind. of Illinois Inc. <sup>3</sup>	A	R6.16
Ravenswood Disposal Service TS	Chicago	Ravenswood Disposal Service Inc.	Ravenswood Disposal Service Inc.	A	R2.64
River Bend Prairie Recyc. & Trans.	Chicago	Marina Developments Inc. <sup>6</sup>	Land & Lakes Co.	A	R2.65
Riverdale Recycling	Riverdale	Riverdale Recycling Inc.	Tri-State Disposal Inc.	A	R2.66
Rolling Meadows Trans. Stn.	Rolling Meadows	City of Rolling Meadows	Onyx Waste Services Inc. <sup>4</sup>	A	R2.67
Savanna Solid Waste Trans. Stn.	Savanna	City of Savanna	City of Savanna	A	R1.19
Sexton-City Waste Transfer	Chicago	Allied Waste Transportation Inc. <sup>2</sup>	National Waste Services Inc. <sup>2</sup>	IA	R2.68
Shelbyville Disposal Service TS	Shelbyville	Shelbyville Disposal Service Inc.	Shelbyville Disposal Service Inc.	A	R4.19
Shred-All Recycling Systems TS	Chicago	Allied Waste Transportation Inc. <sup>2</sup>	National Waste Services Inc. <sup>2</sup>	A	R2.69
Skyline Disposal Co. Inc.	Chicago Heights	Skyline Disposal Co. Inc.	Skyline Disposal Co. Inc.	N	R2.70
Speedway Disposal & Recycling	Elburn	Waste Management of Ill. Inc. <sup>1</sup>	Waste Management of Ill. Inc. <sup>1</sup>	A	R2.71
SRS North Lot	Chicago	E.L.K. Corporation	Shred-All Recycling Systems Inc. <sup>2</sup>	A	R2.72
Star Disposal Service TS	Park Forest	Homewood Scavenger Service Inc.	Homewood Scavenger Service Inc.	A	R2.73
Sullivan Transfer Station	Sullivan	Allied Waste Transportation Inc. <sup>2</sup>	Allied Waste Transportation Inc. <sup>2</sup>	UD	R4.20
TCD Services Transfer Station	Wilmington	Waste Management of Illinois Inc. <sup>1</sup>	Waste Management of Illinois Inc. <sup>1</sup>	C	R2.74
United Disposal of Bradley TS	Bradley	United Disposal of Bradley Inc.	United Disposal of Bradley Inc.	A	R2.75
Upper Rock Isl. Co. MRF	East Moline	Upper Rock Island County Landfill Inc. <sup>2</sup>	Upper Rock Island County Landfill <sup>2</sup>	IA	R3.19
Waste Management/Pana TS	Pana	Waste Management of Illinois Inc. <sup>1</sup>	Waste Management of Illinois Inc. <sup>1</sup>	A	R5.11
Waste Management/Rockford TS	Roscoe	Waste Management of Wisconsin Inc. <sup>1</sup>	Waste Management of Wisconsin Inc. <sup>1</sup>	A	R1.20
Waste Management/Springfield TS	Springfield	Waste Management of Illinois Inc. <sup>1</sup>	Waste Management of Illinois Inc. <sup>1</sup>	A	R5.12
Waste Mgt.-Metro/Chicago TS	Chicago	Waste Management of Illinois Inc. <sup>1</sup>	Waste Management of Illinois Inc. <sup>1</sup>	A	R2.76
Waste Mgt.-Metro/Stickney TS	Stickney	Waste Management of Illinois Inc. <sup>1</sup>	Waste Management of Illinois Inc. <sup>1</sup>	A	R2.77
Waste Mgt.-North/McHenry TS	McHenry	Waste Management of Illinois Inc. <sup>1</sup>	Waste Management - North/McHenry <sup>1</sup>	A	R2.78

Transfer Station Name	Municipality	Owner	Operator	Status	Page
Waste Mgt.-Northwest/Wheeling TS	Wheeling	Waste Management of Illinois Inc. <sup>1</sup>	Waste Management of Illinois Inc. <sup>1</sup>	A	R2.79
Waste Mgt.-So. Suburbs/Rec. Am.	Alsip	Waste Management of Illinois Inc. <sup>1</sup>	Waste Management of Illinois Inc. <sup>1</sup>	A	R2.80
Waste Transfer & Mat'l. Recovery	Champaign	U of I; Physical Plant Services Bldg.	U of I; Waste Transfer & MRF	A	R4.21
West Cook Transfer Station	Forest View	Robbins Resource Recov. Partners	Midwest Transfer Services Inc.	A	R2.81
Wheeling Township Transfer Stn.	Glenview	Solid Wst. Agency of No. Cook Co.	Groot Industries Inc.	A	R2.82
Wigand Recycl. & Trans. Facility	Chillicothe	Wigand Disposal Co. <sup>5</sup>	Wigand Disposal Co. <sup>5</sup>	A	R3.20
Wilmette Village Yard	Wilmette	Village of Wilmette	Village of Wilmette	A	R2.83
Woodland LSW Trans. Stn.	South Elgin	Oak Brook Bank, Trust #8-1735	Waste Management of Illinois Inc. <sup>1</sup>	A	R2.84
Zion Municipal Trans. Stn.	Zion	City of Zion, Public Works Dept.	City of Zion, Public Works Dept.	N	R2.85

<sup>1</sup> A subsidiary of Waste Management Inc. Midwest                      <sup>2</sup> A subsidiary of Allied Waste Industries Inc.

<sup>3</sup> A subsidiary of Republic Services Inc.                                      <sup>4</sup> An affiliate of Superior Services Inc. and a subsidiary of Vivendi Environmental, France

<sup>5</sup> A separately incorporated affiliate of Peoria Disposal Co.                      <sup>6</sup> An affiliate of Land & Lakes Co.

Status:                      A = Active                      C = Closed                      IA = Inactive                      N = New                      UD = Under Development

This page left blank intentionally

**Solid Waste  
Transfer Station  
Owners and Operators**

**Alphabetic by County**

This page left blank intentionally



<b>County Municipality</b>	<b>Facility Identification No.</b>	<b>Owner</b>	<b>Operator</b>
<b>Bond</b> Greenville	<b>D &amp; L Disposal Transfer Station</b> 0050055049	<b>D &amp; L Disposal LLC</b> 815 Willard St. Greenville, Ill. 62246 618-664-3185	<b>D &amp; L Disposal LLC</b> 815 Willard St. Greenville, Ill. 62246 618-664-3185
<b>Bureau</b> Princeton	<b>Princeton Solid Waste Transfer Station</b> 0110850012	<b>City of Princeton</b> 2 S. Main St. Princeton, Ill. 61356 815-875-2631	<b>City of Princeton</b> 2 S. Main St. Princeton, Ill. 61356 815-875-2631
<b>Carroll</b> Lanark	<b>MDI Environmental Systems Transfer Station</b> 0150100001	<b>Moring Disposal Inc.</b> 306 E. Main Forreston, Ill. 61030 815-938-3602	<b>MDI Environmental Systems</b> P. O. Box 158 Forreston, Ill. 61030 815-493-6331
<b>Carroll</b> Savanna	<b>Savanna Solid Waste Transfer Station</b> 0150250005	<b>City of Savanna</b> 101 Main St. Savanna, Ill. 61074 815-273-2251	<b>City of Savanna</b> 101 Main St. Savanna, Ill. 61074 815-273-2251
<b>Champaign</b> Champaign	<b>Waste Transfer &amp; Material Recovery Facility</b> 0190105219	<b>University of Illinois; Physical Plant Services Bldg.</b> 1501 S. Oak St. Champaign, Ill. 61820 217-333-2500	<b>University of Illinois; Waste Transfer &amp; MRF</b> 10 E. St. Mary's Road Champaign, Ill. 61820 217-244-7283
<b>Christian</b> Pana	<b>Waste Management/Pana Transfer Station</b> 0218100002	<b>Waste Management of Illinois Inc.</b> 890 E. 1500 N. Road Taylorville, Ill. 62568 217-824-3942	<b>Waste Management of Illinois Inc.</b> 890 E. 1500 N. Road Taylorville, Ill. 62568 217-824-3942
<b>Cook</b> Chicago	<b>34th Street Material Recovery &amp; Recycling Facility</b> 0316300004 (Blue Bag Program)	<b>Chicago Department of Environment</b> 30 N. LaSalle St., 25th Floor Chicago, Ill. 60602 312-744-5711	<b>Waste Management of Illinois Inc.</b> 1633 W. Medill Ave. Chicago, Ill. 60614 773-525-6773
<b>Cook</b> Hoffman Estates	<b>American Wood Recycling Transfer Station</b> 0314490002	<b>American Wood Recycling Inc.</b> 1100 Brandt Drive Elgin, Ill. 60210 847-426-6354	<b>American Wood Recycling Inc.</b> 16077 Depot Place Prairie View, Ill. 60069 847-426-6354
<b>Cook</b> Mt. Prospect	<b>ARC Disposal &amp; Recycling</b> 0318040001	<b>ARC Disposal &amp; Recycling</b> 2101 S. Busse Road Mt. Prospect, Ill. 60056 847-981-0091	<b>ARC Disposal &amp; Recycling</b> 2101 S. Busse Road Mt. Prospect, Ill. 60056 847-981-0091
<b>Cook</b> Streamwood	<b>Best Lawns Transfer Station</b> 0313065042	<b>Best Lawns Inc.</b> 1435 Yorkshire Drive Streamwood, Ill. 60137 630-213-7900	<b>Best Lawns Inc.</b> 1435 Yorkshire Drive Streamwood, Ill. 60107 630-213-7900
<b>Cook</b> Chicago	<b>BFI-Midtown Transfer</b> 0316280008 (New name)	<b>BFI Waste Systems of North America Inc.</b> 1152 W. Carroll Chicago, Ill. 60607 312-829-5741	<b>BFI Waste Systems of North America Inc.</b> 1152 W. Carroll Chicago, Ill. 60602 312-829-5741
<b>Cook</b> Chicago Heights	<b>C &amp; L Landscape Waste Trans. Stn. (New)</b> 0310455101 (New, 9-15-00)	<b>C &amp; L LLC</b> 66 E. 24th St. Chicago Heights, Ill. 60411 630-879-3006	<b>Skyline Disposal Co. Inc.</b> 66 E. 24th St. Chicago Heights, Ill. 60411 630-879-3006
<b>Cook</b> Chicago	<b>Calumet Transfer Station</b> 0316005603 (Opened 4-27-98)	<b>Liberty Waste Services of Illinois LLC</b> 625 Liberty Ave., Suite 3100 Pittsburgh, Penn. 15222 312-284-5201	<b>Liberty Waste Services of Illinois LLC</b> 625 Liberty Ave., Suite 3100 Pittsburgh, Penn. 15222 312-284-5201

<b>County Municipality</b>	<b>Facility Identification No.</b>	<b>Owner</b>	<b>Operator</b>
Cook Chicago	<b>Chicago Disposal Transfer Station (Closed)</b> 0316465002 (Certified closed 3-17-00)	<b>S. Chicago Bank, Trust #112384</b> 11834 S. Ewing Ave., P.O. Box 17557 Chicago, Ill. 60617 773-978-7800	<b>Allied Waste Industries Inc.</b> 13832 S. Kostner Ave. Crestwood, Ill. 60445 773-978-7800
Cook Chicago	<b>CID Material Recovery &amp; Recycling Facility</b> 0310395011 (Blue Bag program)	<b>Waste Management of Illinois Inc.</b> 1633 W. Medill Ave. Chicago, Ill. 60614 773-883-5465	<b>CID Material Recovery &amp; Recycling Facility</b> 13707 S. Jeffrey Ave. Chicago, Ill. 60633 773-646-0200
Cook Chicago	<b>D &amp; D Loop Transfer-Lafin</b> 0316310014 (New name)	<b>Allied Waste Transportation Inc.</b> 2608 S. Damen Ave. Chicago, Ill. 60608 773-579-3600	<b>Allied Waste Transportation Inc.</b> 2608 S. Damen Ave. Chicago, Ill. 60608 312-942-0042
Des Plaines	<b>Des Plaines Landscape Waste Trans. Stn.</b> 0310630073 (Just added to report)	<b>City of Des Plaines, City Hall</b> 1420 Miner St. Des Plaines, Ill. 60016 847-391-5300	<b>City of Des Plaines, City Hall</b> 1420 Miner St. Des Plaines, Ill. 60016 847-391-5300
Cook Chicago	<b>Gonzales Transfer Station (Under Development)</b> 0316585166 (Permit pending)	<b>LaSalle National Bank</b> 135 LaSalle St., Suite 1840 Chicago, Ill. 60603 312-904-2000	<b>Gonzales Construction Co.</b> 3725 S. Maplewood Chicago, Ill. 60632 N/A
Cook Blue Island	<b>Great Lakes Disposal Services Transfer Station</b> 0310240028	<b>Great Lakes Disposal Inc.</b> 13546 S. Western Ave. Blue Island, Ill. 60406 708-388-9999	<b>Great Lakes Disposal Inc.</b> 13546 S. Western Ave. Blue Island, Ill. 60406 708-388-9999
Cook Blue Island	<b>Groen Waste Services Transfer Station (Closed)</b> 0310240006 (Closed, 11-15-00)	<b>Illinois Development Corporation</b> 3100 W. Wireton Road Blue Island, Ill. 60406 773-978-7800	<b>Allied Waste Industries (Midwest) Inc.</b> 3100 W. Wireton Road Blue Island, Ill. 60406 773-978-7800
Cook Crestwood	<b>Groen Waste Services/Crestwood Transfer Station</b> 0310600001 (New name)	<b>Allied Waste Transportation Inc.</b> 13832 S. Kostner Crestwood, Ill. 60445 708-824-3060	<b>Groen Waste Services</b> 13832 S. Kostner Crestwood, Ill. 60445 708-385-8252
Cook Chicago	<b>Groot Industries/Chicago Transfer Station</b> 0316760001	<b>Groot Industries Inc.</b> 2500 Landmeier Road Elk Grove Village, Ill. 60007 847-734-6406	<b>Groot Industries Inc.</b> 2500 Landmeier Road Elk Grove Village, Ill. 60007 847-734-6406
Cook McCook	<b>Groot Industries/McCook Transfer Station</b> 0311740016	<b>Groot Industries Inc.</b> 2500 Landmeier Road Elk Grove Village, Ill. 60007 847-734-6406	<b>Groot Industries Inc.</b> 8475 W. 53rd St. McCook, Ill. 60525 708-485-0900
Cook East Hazel Crest	<b>Homewood Scavenger Service Transfer Station</b> 0310750002	<b>Homewood Scavenger Service Inc.</b> 17415 S. Ashland Ave. East Hazel Crest, Ill. 60429 708-798-1004	<b>Homewood Scavenger Service Inc.</b> 17415 S. Ashland Ave. East Hazel Crest, Ill. 60429 708-798-1004
Cook Cicero	<b>Kucera Disposal Company</b> 0310510004 (New name)	<b>Frank F. Kucera Co.</b> 1800 S. Laramie Ave. Cicero, Ill. 60850 708-652-0025	<b>Frank F. Kucera Co.</b> 1800 S. Laramie Ave. Cicero, Ill. 60850 708-652-0025

<b>County Municipality</b>	<b>Facility Identification No.</b>	<b>Owner</b>	<b>Operator</b>
Cook McCook	<b>Liberty Waste/McCook Transfer Station</b> 0311745027	<b>West Suburban Recycling &amp; Energy Center LP c/o EAC Systems Inc.</b> 79 N. Pearl St. Albany, NY 12207 N/A	<b>Liberty Waste Services of McCook LLC</b> 625 Liberty Ave., Suite 3100 Pittsburgh, Penn. 15222 708-728-0331
Cook Chicago	<b>Loop Transfer - 64th Street</b> 0316680003 (New owner/operator/name)	<b>Allied Waste North America Inc.</b> 2400 S. Loomis Chicago, Ill. 60608 773-579-3600	<b>Loop Transfer Inc.</b> 2400 S. Loomis Chicago, Ill. 60608 773-994-6031
Cook Chicago	<b>Medill Material Recovery &amp; Recycling Facility</b> 0316075074 (Blue Bag program)	<b>Chicago Department of Environment</b> 30 N. LaSalle St., 25th Floor Chicago, Ill. 60602 312-744-5711	<b>Waste Management of Illinois Inc.</b> 1633 W. Medill Ave. Chicago, Ill. 60614 773-525-6773
Cook Park Ridge	<b>Mr. K's Garden &amp; Material Center Transfer Station</b> 0312460019	<b>Mr. K's Garden &amp; Material Center</b> 1440 W. Higgins Road Park Ridge, Ill. 60068 847-692-2118	<b>Mr. K's Garden &amp; Material Center</b> 1440 W. Higgins Road Park Ridge, Ill. 60068 847-692-2118
Cook Chicago	<b>National - Speelman Transfer Station (Closed)</b> 0316270025 (Cert. closed, 10-20-00)	<b>National Waste Services Inc.</b> 2400 S. Loomis Chicago, Ill. 60608 773-579-3600	<b>National Waste Services Inc.</b> 2400 S. Loomis Chicago, Ill. 60608 773-579-3600
Cook Chicago	<b>Northwest Material Recovery &amp; Recycling Facility</b> 0316265018 (Blue Bag program)	<b>Chicago Department of Environment</b> 30 N. LaSalle St., 25th Floor Chicago, Ill. 60602 312-744-5711	<b>Waste Management of Illinois</b> 1633 W. Medill Ave. Chicago, Ill. 60614 773-525-6773
Cook Evanston	<b>Onyx Waste Services/Evanston Transfer</b> 0310810003 (New owner/operator)	<b>Onyx Waste Services Inc.</b> 1711 Lyons St. Evanston, Ill. 60201 847-328-3427	<b>Onyx Waste Services Inc.</b> 1711 Lyons St. Evanston, Ill. 60201 847-328-3427
Cook Melrose Park	<b>Onyx Waste Services/Melrose Park Transfer</b> 0311865053 (New owner/operator)	<b>Onyx Waste Services Inc.</b> 4700 W. Lake St. Melrose Park, Ill. 60160 708-345-7735	<b>Onyx Waste Services Inc.</b> 4700 W. Lake St. Melrose Park, Ill. 60160 708-345-7735
Cook Northbrook	<b>Onyx Waste Services/Northbrook Transfer</b> 0312073004 (New owner/operator)	<b>Onyx Waste Services Inc.</b> 2750 Shermer Road Northbrook, Ill. 60062 847-272-4145	<b>Onyx Waste Services Inc.</b> 2750 Shermer Road Northbrook, Ill. 60062 847-272-4145
Cook Chicago	<b>Planet Recovery Transfer Station</b> 0316280012	<b>Allied Waste North America Inc.</b> 2400 S. Loomis Chicago, Ill. 60608 773-579-3600	<b>Allied Waste Transportation Inc.</b> 2400 S. Loomis Chicago, Ill. 60608 773-579-3600
Cook Chicago	<b>Ravenswood Disposal Service Transfer Station</b> 0316270011	<b>Ravenswood Disposal Service Inc.</b> 200 N. Talman Ave. Chicago, Ill. 60612 773-776-7706	<b>Ravenswood Disposal Service Inc.</b> 200 N. Talman Ave. Chicago, Ill. 60612 773-776-7706
Cook Chicago	<b>River Bend Prairie Recycling &amp; Transfer Facility</b> 0316550016 (Opened 11-5-99)	<b>Marina Developments Inc.</b> 123 N. Northwest Highway; P.O. Box 778 Park Ridge, Ill. 60068 847-825-5000	<b>Land &amp; Lakes Co.</b> 123 N. Northwest Highway, P.O. Box 778 Park Ridge, Ill. 60068 847-825-5000

<b>County Municipality</b>	<b>Facility Identification No.</b>	<b>Owner</b>	<b>Operator</b>
Cook Riverdale	<b>Riverdale Recycling</b> 0312580014	<b>Riverdale Recycling Inc.</b> 13901 S. Ashland Ave. Riverdale, Ill. 60827 708-489-1900	<b>Tri-State Disposal Inc.</b> 13903 S. Ashland Ave. Riverdale, Ill. 60827 708-388-9910
Cook Rolling Meadows	<b>Rolling Meadows Transfer Station</b> 0312730009 (New operators in 2000)	<b>City of Rolling Meadows</b> 3900 Berdnick St. Rolling Meadows, Ill. 60008 847-963-0500	<b>Onyx Waste Services Inc.</b> 3851 Berdnick St. Rolling Meadows, Ill. 60008 847-776-7529
Cook Chicago	<b>Sexton - City Waste Transfer (Inactive)</b> 0316310003 (Inactive under new owner)	<b>Allied Waste Transportation Inc.</b> 2608 S. Damen Ave. Chicago, Ill. 60608 773-579-3600	<b>National Waste Services Inc.</b> 2608 S. Damen Ave. Chicago, Ill. 60608 773-579-3600
Cook Chicago	<b>Shred-All Recycling Systems Transfer Station</b> 0316610042	<b>Allied Waste Transportation Inc.</b> 2608 S. Damen Ave. Chicago, Ill. 60608 773-579-3600	<b>National Waste Services Inc.</b> 2608 S. Damen Ave. Chicago, Ill. 60608 773-579-3600
Cook Chicago Heights	<b>Skyline Disposal Co. Inc. (New)</b> 0310453006 (Opened 6-25-99)	<b>Skyline Disposal Co. Inc.</b> 66 E. 24th St. Chicago Heights, Ill. 60411 708-754-5460	<b>Skyline Disposal Co. Inc.</b> 66 E. 24th St. Chicago Heights, Ill. 60411 708-754-5460
Cook Chicago	<b>SRS North Lot</b> 0316595045 (Just added to report)	<b>E.L.K. Corporation</b> 4230 S. Racine Ave. Chicago, Ill. 60609 N/A	<b>Shred-All Recycling Systems Inc.</b> 4400 S. Racine Ave. Chicago, Ill. 60609 N/A
Cook Park Forest	<b>Star Disposal Service Transfer Station</b> 0314740001	<b>Homewood Scavenger Service Inc.</b> 17415 S. Ashland Ave. East Hazel Crest, Ill. 60429 708-798-1004	<b>Homewood Scavenger Service Inc.</b> 17415 S. Ashland Ave. East Hazel Crest, Ill. 60429 708-798-1004
Cook Chicago	<b>Waste Mgt.-Metro/Chicago Transfer Station</b> 0316000052	<b>Waste Management of Illinois Inc.</b> 720 E. Butterfield Road Lombard, Ill. 60148 630-572-8800	<b>Waste Management of Illinois Inc.</b> 1500 N. Hooker St. Chicago, Ill. 60651 312-994-6031
Cook Stickney	<b>Waste Mgt.-Metro/Stickney Transfer Station</b> 0313000001	<b>Waste Management of Illinois Inc.</b> 720 E. Butterfield Road Lombard, Ill. 60521 630-572-8800	<b>Waste Management of Illinois Inc.</b> 3815 S. Laramie Ave. Stickney, Ill. 60650 708-656-5350
Cook Wheeling	<b>Waste Mgt.-Northwest/Wheeling Transfer Station</b> 0313240004	<b>Waste Management of Illinois Inc.</b> 720 E. Butterfield Road Lombard, Ill. 60148 630-572-8800	<b>Waste Management of Illinois Inc.</b> 350 Sumac Road, P.O. Box 396 Wheeling, Ill. 60090 847-520-0059 x16
Cook Alsip	<b>Waste Mgt.-South Suburbs/Recycle America</b> 0313360003	<b>Waste Management of Illinois Inc.</b> 720 E. Butterfield Road Lombard, Ill. 60148 630-572-8800	<b>Waste Management of Illinois Inc.</b> 11601 S. Austin Ave. Alsip, Ill. 60803 708-388-8855

<b>County Municipality</b>	<b>Facility Identification No.</b>	<b>Owner</b>	<b>Operator</b>
<b>Cook</b> Forest View	<b>West Cook Transfer Station</b> 0310930005	<b>Robbins Resource Recovery Partners L.P.</b> Perryville Corporate Park Clinton, N.Jer. 08809 708-396-0100	<b>Midwest Transfer Services Inc.</b> P.O. Box 49 Mokena, Ill. 60448 708-458-0521
<b>Cook</b> Glenview	<b>Wheeling Township Transfer Station</b> 0310630059	<b>Solid Waste Agency of Northern Cook Co.</b> 1616 E. Golf Road Des Plaines, Ill. 60016 847-296-9205	<b>Groot Industries Inc.</b> 2500 Landmeier Road Elk Grove Village, Ill. 60007 773-242-1977
<b>Cook</b> Wilmette	<b>Wilmette Village Yard</b> 0313305030 (Opened 8-19-98)	<b>Village of Wilmette</b> 1200 Wilmette Ave. Wilmette, Ill. 60091 630-251-2706	<b>Village of Wilmette</b> 1200 Wilmette Ave. Wilmette, Ill. 60091 847-251-2700
<b>DeWitt</b> Clinton	<b>Clinton Transfer Station (Inactive)</b> 0398080006 (Inactive in 2000)	<b>Clinton Landfill Inc.</b> 4700 N. Sterling Ave., P.O. Box 9071 Peoria, Ill. 61615 309-676-4893	<b>Clinton Landfill Inc.</b> 4700 N. Sterling Ave., P.O. Box 9071 Peoria, Ill. 61615 309-676-4893
<b>DuPage</b> West Chicago	<b>DuKane Transfer Facility</b> 0430905819 (New owner/operator 3-1-00)	<b>Groot Industries Inc.</b> 2500 Landmeier Road Elk Grove Village, Ill. 60007 773-242-1977	<b>Crown Recycling &amp; Waste Services Inc.</b> 2500 Landmeier Road Elk Grove Village, Ill. 60007 887-775-1200
<b>DuPage</b> West Chicago	<b>DuPage Yard Waste Transfer Station</b> 0430905794 (New owner/operator as of 11-01)	<b>Midwest Compost LLC</b> 1195 W. Washington St. West Chicago, Ill. 60185 630-876-8900	<b>Midwest Compost LLC</b> 1195 W. Washington St. West Chicago, Ill. 60185 630-876-8900
<b>Edgar</b> Paris	<b>Paris Transfer Station</b> 0458080003	<b>City of Paris</b> City Building Paris, Ill. 61944 217-465-7601	<b>Ingrum Waste Disposal</b> 501 Grandview Ave., P.O. Box 1088 Paris, Ill. 61944 217-465-3335
<b>Henry</b> Kewanee	<b>Kewanee Solid Waste Transfer Station</b> 0730650023	<b>City of Kewanee</b> 401 E. Third St. Kewanee, Ill. 61443 309-852-2611	<b>City of Kewanee</b> 401 E. Third St. Kewanee, Ill. 61443 309-852-2611
<b>Jefferson</b> Mt. Vernon	<b>Mt. Vernon Transfer Station</b> 0818100011	<b>Republic Services Inc.</b> 110 S.E. 6th St., 28th Floor Ft. Lauderdale, Fla. 33301 954-769-2400	<b>Continental Waste Industries of Illinois Inc.</b> 1540 Landfill Road DeSoto, Ill. 62954 618-867-2356
<b>JoDavieess</b> Elizabeth	<b>Montgomery Trucking</b> 0850155009	<b>Montgomery Trucking</b> 929 Fulton St. Galena, Ill. 61036 815-777-0672	<b>Montgomery Trucking</b> 929 Fulton St. Galena, Ill. 61036 815-777-0672
<b>Kane</b> Elgin	<b>Cloverleaf Farms Transfer (New)</b> 0314385091 (Opened 4-24-01)	<b>Paragon Paving Inc.</b> 31W620 Spaulding Road Elgin, Ill. 60120 847-697-5911	<b>Midwest Compost LLC</b> 1320 Spaulding Road Elgin, Ill. 60120 847-931-2900
<b>Kane</b> Montgomery	<b>Montgomery Landscape Waste Collection Site (New)</b> 0894690004 (Opened, 1-21-00)	<b>Village of Montgomery, Public Works Dept.</b> 1300 S. Broadway Montgomery, Ill. 60538 630-896-1354	<b>Village of Montgomery, Public Works Dept.</b> 1300 S. Broadway Montgomery, Ill. 60538 630-896-1354

<b>County Municipality</b>	<b>Facility Identification No.</b>	<b>Owner</b>	<b>Operator</b>
Kane Elburn	<b>Speedway Disposal &amp; Recycling</b> 0898030004	<b>Waste Management of Illinois Inc.</b> 720 E. Butterfield Road Lombard, Ill. 60148 630-572-8800	<b>Waste Management of Illinois Inc.</b> 720 E. Butterfield Road Lombard, Ill. 60148 630-572-8800
Kane South Elgin	<b>Woodland RDF Landscape Waste Transfer Area</b> 0894830005 (Just added to report)	<b>Oak Brook Bank, Trust #8-1735</b> 1400 W. 16th St. Oak Brook, Ill. 60521 630-571-1050	<b>Waste Management of Illinois Inc.</b> 7 N. 500 Route 25, P.O. Box 364 South Elgin, Ill. 60120 630-232-7664
Kankakee Momence	<b>Apollo Disposal Service Transfer Station</b> 0910650003	<b>Allied Waste Transportation Inc.</b> 701 Pine St. Momence, Ill. 60954 815-472-3332	<b>Allied Waste Transportation Inc.</b> 701 Pine St. Momence, Ill. 60954 815-472-3332
Kankakee Bradley	<b>United Disposal of Bradley Transfer Station</b> 0910200013	<b>United Disposal of Bradley Inc.</b> 1000 E. Liberty Bradley, Ill. 60915 815-933-0081	<b>United Disposal of Bradley Inc.</b> 1000 E. Liberty Bradley, Ill. 60915 815-933-0081
Lake Lake Forest	<b>Lake Forest Transfer Facility</b> 0970805082 (Opened 1-28-98)	<b>City of Lake Forest</b> 220 E. Deer Path Lake Forest, Ill. 60045 847-615-4218	<b>DK Recycling Systems Inc.</b> 21 N. Skokie Highway #105 Lake Bluff, Ill. 60044 847-234-5499
Lake Lake Bluff	<b>Land Restoration Products Transfer Station</b> 0970750013	<b>MBL Development</b> 1031 Ashley Road Lake Forest, Ill. 60045 847-634-9561	<b>DK Recycling Systems Inc.</b> 21 N. Skokie Highway #105 Lake Bluff, Ill. 60044 847-234-5499
Lake Zion	<b>Zion Municipal Transfer Station (New)</b> 0972005048 (Opened, 8-27-01)	<b>City of Zion, Public Works Dept.</b> 2828 Sheridan Road Zion, Ill. 60099 847-746-4054	<b>City of Zion, Public Works Dept.</b> 2828 Sheridan Road Zion, Ill. 60099 847-746-4054
LaSalle Mendota	<b>Mendota Solid Waste Transfer Station</b> 0990550013	<b>City of Mendota</b> 607 Eighth Ave. Mendota, Ill. 61342 815-539-7459	<b>Waste Management of Illinois Inc.</b> 720 E. Butterfield Road Lombard, Ill. 60148 630-572-8800
Logan Lincoln	<b>Area Disposal Transfer Station</b> 1078160001	<b>Peoria Disposal Co.</b> 4700 N. Sterling Ave., P.O. Box 9071 Peoria, Ill. 61614 309-676-4893	<b>Area Disposal Co.</b> 4700 N. Sterling Ave., P.O. Box 9071 Peoria, Ill. 61614 309-676-4893
Madison Bethalto	<b>Bethalto Waste Transfer Facility</b> 1190150006	<b>Village of Bethalto, Public Works</b> 213 N. Prairie Bethalto, Ill. 62010 618-377-8013	<b>Village of Bethalto, Public Works</b> 213 N. Prairie Bethalto, Ill. 62010 618-377-8013
Madison Granite City	<b>Granite City Landscape Transfer</b> 1190405136	<b>Granite City</b> 2000 Edison Granite City, Ill. 62040 618-452-6214	<b>Granite City Street Department</b> 2301 Adams St. Granite City, Ill. 62040 618-452-6222
Madison Granite City	<b>Nameoki Township Transfer Station</b> 1198130023	<b>Nameoki Township</b> 4250 Highway 162 Granite City, Ill. 62040 618-931-1230	<b>Loren Madison</b> 4250 Highway 162 Granite City, Ill. 62040 618-931-1230

<b>County Municipality</b>	<b>Facility Identification No.</b>	<b>Owner</b>	<b>Operator</b>
<b>McHenry</b> McHenry	<b>Waste Mgt.- North/McHenry Transfer Station</b> 1110605043 (Opened 8-19-98)	<b>Waste Management of Illinois Inc.</b> 2233 W. Highway 173 Antioch, Ill. 60002 847-395-2020	<b>Waste Management - North/McHenry</b> 1713 S. Route 31 McHenry, Ill. 60050 815-385-2863
<b>McLean</b> Bloomington	<b>American Disposal Services of Bloomington Transfer Stn.</b> 1138040002	<b>American Disposal Services of Illinois Inc.</b> 4340 Acer Grove Dr., Suite B Springfield, Ill. 62707 217-787-6079	<b>American Disposal Services of Illinois Inc.</b> Rural Route #3, Box 145 Bloomington, Ill. 61704 309-827-8631
<b>McLean</b> Bloomington	<b>Bloomington Bulk Transfer Station</b> 1130200073	<b>City of Bloomington, Public Service Department</b> 109 E. Olive St., P.O. Box 3157 Bloomington, Ill. 61701 309-434-2220	<b>City of Bloomington, Public Service Department</b> 109 E. Olive St., P.O. Box 3157 Bloomington, Ill. 61701 309-434-2220
<b>Moultrie</b> Sullivan	<b>Sullivan Transfer Station (Under Development)</b> 1390300009 (Permit to operate pending)	<b>Allied Waste Transportation Inc.</b> P. O. Box 256 Sullivan, Ill. 61951 708-824-3060	<b>Allied Waste Transportation Inc.</b> P. O. Box 256 Sullivan, Ill. 61951 708-824-3060
<b>Peoria</b> Peoria	<b>Peoria Recycling and Transfer (Under Development)</b> 1438075007 (To open Summer 2002)	<b>Peoria Recycling and Transfer Facility Inc.</b> 4700 N. Sterling Ave., P.O. Box 9071 Peoria, Ill. 61614 309-676-4893	<b>Peoria Recycling and Transfer Facility Inc.</b> 4700 N. Sterling Ave., P.O. Box 9071 Peoria, Ill. 61614 309-676-4893
<b>Peoria</b> Chillicothe	<b>Wigand Recycling &amp; Transfer Facility</b> 1430205031 (Opened 3-13-98)	<b>Wigand Disposal Co.</b> 4700 N. Sterling Ave., P.O. Box 9071 Peoria, Ill. 61614 309-676-4893	<b>Wigand Disposal Co.</b> 4700 N. Sterling Ave., P.O. Box 9071 Peoria, Ill. 61614 309-676-4893
<b>Piatt</b> Monticello	<b>Monticello Transfer Station</b> 1478040003	<b>City of Monticello</b> 210 N. Hamilton, P.O. Box 437 Monticello, Ill. 61856 217-762-2583	<b>City of Monticello</b> 210 N. Hamilton, P.O. Box 437 Monticello, Ill. 61856 217-762-2583
<b>Randolph</b> Sparta	<b>Randolph County Transfer Station</b> 1570600020	<b>Larry Henderson</b> 102 Patricia Lane Sparta, Ill. 62286 N/A	<b>Continental Waste Industries of Illinois Inc.</b> Rural Route 1, P.O. Box 750 DeSoto, Ill. 62924 618-433-2030
<b>Rock Island</b> East Moline	<b>Upper Rock Island Co. MRF</b> 1618100014	<b>Upper Rock Island County Landfill Inc.</b> 17201 20th Ave. North, P.O. Box 159 East Moline, Ill. 61244 309-496-2396	<b>Upper Rock Island County Landfill Inc.</b> 17201 20th Ave. North, P.O. Box 159 East Moline, Ill. 61244 309-496-2396
<b>Sangamon</b> Springfield	<b>Waste Management/Springfield Transfer Station</b> 1671200127	<b>Waste Management of Illinois Inc.</b> 3000 E. Ash St. Springfield, Ill. 62703 217-523-5497	<b>Waste Management of Illinois Inc.</b> 3000 E. Ash St. Springfield, Ill. 62703 217-523-5497
<b>Shelby</b> Shelbyville	<b>Shelbyville Disposal Service Transfer Station</b> 1738170003	<b>Shelbyville Disposal Service Inc.</b> West Route 16, P.O. Box 143 Shelbyville, Ill. 62565 217-774-5625	<b>Shelbyville Disposal Service Inc.</b> West Route 16, P.O. Box 143 Shelbyville, Ill. 62565 217-774-5625
<b>St. Clair</b> Cahokia	<b>Midwest Waste Industrial Inc. (Under Development)</b> 1630200019 (Under dev. in 2000)	<b>Midwest Land Development Corp.</b> 3950 Mississippi Ave., Route 3 Cahokia, Ill. 62206 N/A	<b>Midwest Waste RDF Inc.</b> Route 3, 3950 Mississippi Ave. Cahokia, Ill. 62206 N/A

<b>County Municipality</b>	<b>Facility Identification No.</b>	<b>Owner</b>	<b>Operator</b>
<b>Warren</b> Monmouth	<b>Monmouth Municipal Transfer Station</b> 1878080001	<b>City of Monmouth</b> 100 E. Broadway Monmouth, Ill. 61462 309-734-2141	<b>City of Monmouth</b> 100 E. Broadway Monmouth, Ill. 61462 309-734-2141
<b>Whiteside</b> Morrison	<b>Prairie Hill Transfer Station</b> 1950350014 (Just added to report)	<b>Whiteside County</b> Courthouse 200 E. Knox St. Morrison, Ill. 61270 815-772-7651	<b>Waste Management of Illinois Inc.</b> 18762 Lincoln Road Morrison, Ill. 61270 630-232-7664
<b>Will</b> Rockdale	<b>Banner - Western Transfer &amp; Recycling Center</b> 1970850012	<b>Waste Management of Illinois Inc.</b> 720 E. Butterfield Road Lombard, Ill. 60148 630-572-8800	<b>Waste Management of Illinois Inc.</b> 2100 Moen Ave. Rockdale, Ill. 60434 815-725-4200
<b>Will</b> Joliet	<b>CDT Transfer Material Recovery Facility</b> 1970450096 (New O/O 11-24-99)	<b>Waste Management of Illinois Inc.</b> 720 E. Butterfield Road Lombard, Ill. 60148 815-741-0736	<b>Waste Management of Illinois Inc.</b> 2100 Moen Ave. Rockdale, Ill. 60436 815-725-4200
<b>Will</b> Joliet	<b>Citiwaste Transfer Station</b> 1978093002	<b>Citiwaste Inc.</b> 808 S. Joliet St. Joliet, Ill. 60434 815-723-3200	<b>Citiwaste Inc.</b> 808 S. Joliet St. Joliet, Ill. 60434 815-723-3200
<b>Will</b> Bolingbrook	<b>E.C. Rizzi &amp; Assoc.</b> 1974155082	<b>Joan Taneling</b> 7500 S. Madison St. Willowbrook, Ill. 60521 630-323-7171	<b>E.C. Rizzi &amp; Assoc. Inc.</b> 31 W 310 Schoger Drive Naperville, Ill. 60564 630-898-3333
<b>Will</b> Wilmington	<b>TCD Services Transfer Station (Closed)</b> 1971100003 (Closed in 1998)	<b>Waste Management of Illinois Inc.</b> 720 E. Butterfield Road Lombard, Ill. 60148 630-572-8800	<b>Waste Management of Illinois Inc.</b> 720 E. Butterfield Road Lombard, Ill. 60148 630-572-8800
<b>Williamson</b> Herrin	<b>Herrin Solid Waste Transfer Station</b> 1990400014 (Re-opened 3-22-01)	<b>City of Herrin, Mayor</b> 300 N. Park Ave. Herrin, Ill. 62948 618-942-6166	<b>Southern Illinois Transfer Stations Inc.</b> 716 Skyline Drive Marion, Ill. 62959 618-997-9561
<b>Williamson</b> Marion	<b>Marion Transfer Station</b> 1998560011	<b>City of Marion</b> 100 Tower Square Plaza Marion, Ill. 62959 618-997-2592	<b>Continental Waste Industries of Illinois Inc.</b> 1540 Landfill Road DeSoto, Ill. 62954 618-867-2356
<b>Winnebago</b> Roscoe	<b>Waste Management/Rockford Transfer Station</b> 2010400008	<b>Waste Management of Wisconsin Inc.</b> West 124 North, 8925 Boundary Road Menomonee Falls, Wis. 53051 262-251-4000	<b>Waste Management of Wisconsin Inc.</b> 13125 N. 2nd St. Roscoe, Ill. 61073 815-389-6180



**Solid Waste  
Transfer Stations  
Ranked by  
Wastes Received**

**2000**

This page left blank intentionally

Transfer Station Name	Municipality	County	Tons	Tons Per Day	Rank	Remarks	Page
Onyx Wst. Svs./Melrose Park Trans.	Melrose Park	Cook	500,000	1,923	1	New owner/operator	R2.61
Groot Industries/Chicago TS	Chicago	Cook	492,639	1,888	2		R2.47
Northwest Mat'l. Recov. & Recyc.	Chicago	Cook	370,949	1,484	3	Blue Bag program	R2.59
Waste Mgt.-Northwest/Wheeling TS	Wheeling	Cook	331,958	1,296	4		R2.79
CID Mat'l. Recovery & Recycling	Chicago	Cook	329,014	1,316	5	Blue Bag program	R2.35
ARC Disposal & Recycling	Mt. Prospect	Cook	288,778	922	6		R2.27
Wheeling Township Transfer Stn.	Glenview	Cook	275,957	1,061	7		R2.82
34th Street Mat'l. Recov. & Recyc.	Chicago	Cook	245,868	984	8	Blue Bag Program	R2.24
Rolling Meadows Trans. Stn.	Rolling Meadows	Cook	238,658	765	9	New operators in 2000	R2.67
Medill Mat'l. Recov. & Recyc.	Chicago	Cook	238,286	954	10	Blue Bag program	R2.55
Onyx Wst. Svs/Evanston Trans.	Evanston	Cook	200,000	750	11	New owner/operator	R2.60
Groen Waste Services/Crestwood TS	Crestwood	Cook	165,397	528	12	New name	R2.46
Groot Industries/McCook TS	McCook	Cook	143,769	553	13		R2.48
Waste Mgt.-So. Suburbs/Rec. Am.	Alsip	Cook	121,812	469	14		R2.80
Homewood Scavenger Service TS	East Hazel Crest	Cook	111,100	427	15		R2.49
Star Disposal Service TS	Park Forest	Cook	101,300	390	16		R2.73
American Disp. Serv. TS	Bloomington	McLean	94,676	220	17		R4.14
Waste Management/Rockford TS	Roscoe	Winnebago	87,361	336	18		R1.20
Kucera Disposal Company	Cicero	Cook	74,360	260	19	New name	R2.50
Citiwaste Transfer Station	Joliet	Will	41,946	166	20		R2.36
D & L Disposal Trans. Stn.	Greenville	Bond	41,670	165	21		R6.12
MDI Environmental Systems TS	Lanark	Carroll	31,000	120	22		R1.14
American Wood Recycling TS	Hoffman Estates	Cook	25,000	200	23		R2.25
Paris Transfer Station	Paris	Edgar	20,800	80	24		R4.18
Apollo Disposal Service TS	Momence	Kankakee	19,500	75	25		R2.26
Princeton Solid Waste Trans. Stn.	Princeton	Bureau	11,927	43	26		R1.18
Kewanee Solid Waste Trans. Stn.	Kewanee	Henry	10,000	40	27		R3.16
Waste Transfer & Mat'l. Recovery	Champaign	Champaign	9,100	36	28		R4.21
Granite City Landscape Transfer	Granite City	Madison	8,320	40	29		R6.13
Wigand Recycl. & Trans. Facility	Chillicothe	Peoria	6,903	27	30	Opened 3-13-98	R3.20
Monmouth Municipal Trans. Stn.	Monmouth	Warren	2,927	10	31		R3.17
Skyline Disposal Co. Inc.	Chicago Heights	Cook	1,649	47	32	Opened 6-25-99	R2.70
Monticello Transfer Station	Monticello	Piatt	1,320	N/A	33		R4.17
Waste Management/Pana TS	Pana	Christian	1,076	5	34		R5.11
Waste Mgt.-North/McHenry TS	McHenry	McHenry	632	N/A	35	Opened 8-19-98	R2.78
Land Restoration Products TS	Lake Bluff	Lake	583	39	36		R2.52
Area Disposal Transfer Station	Lincoln	Logan	N/A	N/A	N/A		R5.10
Banner-Western Trans. & Recyc.	Rockdale	Will	N/A	N/A	N/A		R2.28
Best Lawns Trans. Stn.	Streamwood	Cook	N/A	N/A	N/A		R2.29
Bethalto Waste Transfer Facility	Bethalto	Madison	N/A	N/A	N/A		R6.11
BFI-Midtown Transfer	Chicago	Cook	N/A	N/A	N/A	New name	R2.30
Bloomington Bulk Transfer Station	Bloomington	McLean	N/A	N/A	N/A		R4.15
C & L LSW Trans. Stn.	Chicago Heights	Cook	N/A	N/A	N/A	New, 9-15-00	R2.31
Calumet Transfer Station	Chicago	Cook	N/A	N/A	N/A	Opened 4-27-98	R2.32
CDT Trans. Mat'l. Recovery Facility	Joliet	Will	N/A	N/A	N/A	New O/O 11-24-99	R2.33
Cloverleaf Farms Transfer	Elgin	Kane	N/A	N/A	N/A	Opened 4-24-01	R2.37
D & D Loop Transfer-Lafin	Chicago	Cook	N/A	N/A	N/A	New name	R2.38
Des Plaines Trans. Stn.	Des Plaines	Cook	N/A	N/A	N/A	Just added to report	R2.39

Transfer Station Name	Municipality	County	Tons	Tons Per Day	Rank	Remarks	Page
DuKane Transfer Facility	West Chicago	DuPage	N/A	N/A	N/A	New O/O 3-1-00	R2.40
DuPage Yard Waste Trans. Stn.	West Chicago	DuPage	N/A	N/A	N/A	New O/O 11-01	R2.41
E.C. Rizzi & Assoc.	Bolingbrook	Will	N/A	N/A	N/A		R2.42
Gonzales Transfer Station	Chicago	Cook	N/A	N/A	N/A	Permit pending	R2.43
Great Lakes Disposal Svs. TS	Blue Island	Cook	N/A	N/A	N/A		R2.44
Groen Waste Services Trans. Stn.	Blue Island	Cook	N/A	N/A	N/A	Closed, 11-15-00	R2.45
Lake Forest Transfer Facility	Lake Forest	Lake	N/A	N/A	N/A	Opened 1-28-98	R2.51
Liberty Waste/McCook Trans. Stn.	McCook	Cook	N/A	N/A	N/A		R2.53
Loop Transfer-64th Street	Chicago	Cook	N/A	N/A	N/A	New O/O/name	R2.54
Marion Transfer Station	Marion	Williamson	N/A	N/A	N/A		R7.12
Mendota Solid Waste Trans. Stn.	Mendota	LaSalle	N/A	N/A	N/A		R1.15
Montgomery Landscape Waste Coll. Site	Montgomery	Kane	N/A	N/A	N/A	Opened 1-21-00	R2.56
Montgomery Trucking	Elizabeth	JoDaviess	N/A	N/A	N/A		R1.16
Mr. K's Garden & Mat'l. Center TS	Park Ridge	Cook	N/A	N/A	N/A		R2.57
Mt. Vernon Transfer Station	Mt. Vernon	Jefferson	N/A	N/A	N/A		R7.13
Nameoki Township Transfer Station	Granite City	Madison	N/A	N/A	N/A		R6.15
National-Speelman Transfer Station	Chicago	Cook	N/A	N/A	N/A	Cert. closed, 10-20-00	R2.58
Onyx Wst. Svs./Northbrook Transfer	Northbrook	Cook	N/A	N/A	N/A	New owner/operator	R2.62
Planet Recovery Transfer Station	Chicago	Cook	N/A	N/A	N/A		R2.63
Prairie Hill Transfer Stn.	Morrison	Whiteside	N/A	N/A	N/A	Just added to report	R1.17
Randolph County Trans. Stn.	Sparta	Randolph	N/A	N/A	N/A		R6.16
Ravenswood Disposal Service TS	Chicago	Cook	N/A	N/A	N/A		R2.64
River Bend Prairie Recyc. & Trans.	Chicago	Cook	N/A	N/A	N/A	Opened 11-5-99	R2.65
Riverdale Recycling	Riverdale	Cook	N/A	N/A	N/A		R2.66
Savanna Solid Waste Trans. Stn.	Savanna	Carroll	N/A	N/A	N/A		R1.19
Sexton-City Waste Transfer	Chicago	Cook	N/A	N/A	N/A	Inactive/new owner	R2.68
Shelbyville Disposal Service TS	Shelbyville	Shelby	N/A	N/A	N/A		R4.19
Shred-All Recycling Systems TS	Chicago	Cook	N/A	N/A	N/A		R2.69
Speedway Disposal & Recycling	Elburn	Kane	N/A	N/A	N/A		R2.71
SRS North Lot	Chicago	Cook	N/A	N/A	N/A	Just added to report	R2.72
Sullivan Transfer Station	Sullivan	Moultrie	N/A	N/A	N/A	Permit to op. pending	R4.20
United Disposal of Bradley TS	Bradley	Kankakee	N/A	N/A	N/A		R2.75
Upper Rock Isl. Co. MRF	East Moline	Rock Island	N/A	N/A	N/A		R3.19
Waste Management/Springfield TS	Springfield	Sangamon	N/A	N/A	N/A		R5.12
Waste Mgt.-Metro/Chicago TS	Chicago	Cook	N/A	N/A	N/A		R2.76
Waste Mgt.-Metro/Stickney TS	Stickney	Cook	N/A	N/A	N/A		R2.77
West Cook Transfer Station	Forest View	Cook	N/A	N/A	N/A		R2.81
Wilmette Village Yard	Wilmette	Cook	N/A	N/A	N/A	Opened 8-19-98	R2.83
Woodland LSW Trans. Stn.	South Elgin	Kane	N/A	N/A	N/A	Just added to report	R2.84
Zion Municipal Trans. Stn.	Zion	Lake	N/A	N/A	N/A	Opened, 8-27-01	R2.85
<b>Totals</b>			<b>4,646,235</b>	<b>17,619</b>			
N/A Did not voluntarily report the amount accepted in 1999							

# Landscape Waste Compost Facilities

Appendices H, I & J

This page left blank intentionally

**Landscape Waste  
Compost Facility  
Owners and Operators  
Alphabetic by Facility**

This page left blank intentionally



Compost Facility Name	Municipality	Owner	Operator	Status	Page
BFI Modern Landfill	Belleville	BFI Wst. Stms. of N. America Inc. <sup>1</sup>	Pioneer Southern Inc.	A	R6.17
Brickyard Disposal & Recycling	Danville	Brickyard Disposal & Recycling Inc. <sup>1</sup>	City of Danville	A	R4.22
CDT Landfill Corp.	Joliet	CDT Landfill Corp.	CDT Landfill Corp.	A	R2.86
Centralia Landscape & Waste Recycling	Centralia	City of Centralia, Public Works	City of Centralia, Public Works	A	R6.18
Chicago Botanic Garden	Glencoe	Cook County Forest Preserve Dist.	Chicago Botanic Garden	A	R2.87
CID RDF #4 Compost Facility	Chicago	Waste Management of Illinois Inc. <sup>2</sup>	Waste Management of Illinois Inc. <sup>2</sup>	C	R2.88
Coles County Landfill	Charleston	Environmental Reclamation Co. <sup>1</sup>	Environmental Reclamation Co. <sup>1</sup>	A	R4.23
Cottonwood Hills Compost Fac.	Marissa	Waste Management of Illinois Inc. <sup>2</sup>	Waste Management of Illinois Inc. <sup>2</sup>	UD	R6.19
Crystal Lake Composting	Crystal Lake	City of Crystal Lake, Engineering Dept.	City of Crystal Lake, Engineering Dept.	A	R2.89
D & L Landfill	Greenville	D & L Landfill Inc.	D & L Landfill Inc.	IA	R6.20
DeKalb County Landfill	DeKalb	Waste Management of Illinois Inc. <sup>2</sup>	Waste Management of Illinois Inc. <sup>2</sup>	A	R1.21
Des Plaines Compost Fac.	Des Plaines	City of Des Plaines, Public Works	Jerome Matula	IA	R2.90
Dirksen Parkway Compost Facility	Springfield	Secretary of State, Physical Services	Secretary of State, Physical Services	A	R5.13
Dixon/GROP Landfill #2	Dixon	City of Dixon	Allied Waste Industries of Illinois <sup>2</sup>	A	R1.22
DK-Lake Bluff	Lake Bluff	Village of Lake Bluff	DK Recycling Systems Inc.	A	R2.91
Elgin Compost Facility	Elgin	City of Elgin	City of Elgin	A	R2.92
Excel Corp. Compost Site	Beardstown	Excel Corporation	Excel Corporation	N	R5.14
Freeport Municipal Landfill #4	Freeport	City of Freeport	City of Freeport	A	R1.23
Green Organics Inc.	Bristol	Green Organics Inc.	Green Organics Inc.	A	R2.93
Harbor View Compost Facility	Chicago	Land & Lakes Co.	Land & Lakes Co.	IA	R2.94
Hazel Crest Composting	Hazel Crest	Village of Hazel Crest	Village of Hazel Crest	A	R2.95
ISU Farm Compost Site	Normal	Illinois State University	ISU, Dept. of Agriculture	A	R4.24
James Park Leaf Compost	Evanston	City of Evanston	City of Evanston	IA	R2.96
Joyce Farms Recycling Inc.	Essex	Land Trust #883, Home Star Bank	Joyce Farms Recycling Inc.	N	R2.97
Knox County Landfill Compost Site	Wataga	Knox County Landfill Dept.	Knox County Landfill Dept.	A	R3.21
Lake Bluff Municipal #2 Compost Fac.	Lake Bluff	Village of Lake Bluff	DK Recycling Systems Inc.	A	R2.98
Lake Forest Recycling Center	Lake Forest	City of Lake Forest	DK Recycling Systems Inc.	A	R2.99
Land & Lakes #1 & #2	Chicago	MCM Land Co. <sup>3</sup>	Land & Lakes Co.	IA	R2.100
Land & Lakes #5	Deerfield	Prairie Recreational Developments Inc.	Land & Lakes Co.	A	R2.101
Land & Lakes/Willow Ranch	Romeoville	LaSalle Bank of North America	Land & Lakes Yard Wst. Reclamation Inc. <sup>3</sup>	A	R2.102
Landscape Recycling Center	Urbana	City of Urbana, Public Works Dept.	City of Urbana, Public Works Dept.	A	R4.25
LDK Compost	Lake Bluff	MBL Development	LDK Composting Inc.	A	R2.103
Macon County Composting Facility	Decatur	Edward Larry Garver Jr.	Romer Brothers Env. Recycling Inc. <sup>1</sup>	A	R4.26
Macon County Landfill	Decatur	Macon County Landfill Corp. <sup>4</sup>	Macon County Landfill Corp. <sup>4</sup>	A	R4.27
Milam RDF	Madison	Waste Management of Illinois Inc. <sup>2</sup>	Waste Management of Illinois Inc. <sup>2</sup>	A	R6.21
Monmouth Municipal	Monmouth	City of Monmouth	City of Monmouth	A	R3.22
Mt. Carmel Compost Facility	Mt. Carmel	City of Mt. Carmel	City of Mt. Carmel	C	R7.14
Nashville Municipal	Nashville	City of Nashville	City of Nashville	A	R6.22
New Earth	Cartersville	New Earth	New Earth	A	R7.15
Pekin Composting Facility	Pekin	Jerry Mahoney	City of Pekin	A	R3.23
Peoria City/Co. LF #1 Compost Site	Brimfield	City & County of Peoria	Waste Management of Illinois Inc. <sup>2</sup>	A	R3.24
Peru Municipal Landfill #2	Peru	City of Peru	City of Peru	A	R1.24
Quincy Compost Facility	Quincy	City of Quincy	City of Quincy	A	R5.15
Rare Earth Diversified Services	Wyanet	Alan and Christine Dale	Alan Dale	N	R1.25
Red Bud Composting Facility	Red Bud	City of Red Bud, City Superintendent	City of Red Bud, City Superintendent	C	R6.23
River Bend Prairie	Dolton	Land & Lakes Co.	Land & Lakes Co.	IA	R2.104
Rockford Composting Facility	Cherry Valley	City of Rockford	Rock River Disposal	A	R1.26

Compost Facility Name	Municipality	Owner	Operator	Status	Page
Roxana Landfill Compost Facility	Roxana	Roxana Landfill Inc. <sup>1</sup>	Roxana Landfill Inc. <sup>1</sup>	A	R6.24
Salem Municipal Landfill #2	Salem	City of Salem, Public Works	City of Salem, Public Works	A	R6.25
Sangamon One	Springfield	City of Springfield	City of Springfield	C	R5.16
South Chain of Rocks RDF-Phase 2	Granite City	Waste Management of Illinois Inc. <sup>2</sup>	Waste Management of Illinois Inc. <sup>2</sup>	C	R6.26
South Meridian Composting	Rockford	North Rockford Investment	Meridian Compost Corporation	A	R1.27
Starlight Drive-in Compost Facility	Kankakee	City of Kankakee	City of Kankakee	A	R2.105
States Land Improve. LSW Processing	Ottawa	States Land Improvement Corp.	States Land Improvement Corp.	A	R1.28
Thelen Sand & Gravel	Fox Lake	Thelen Sand & Gravel	Thelen Sand & Gravel	A	R2.106
Upper Rock Island County Landfill	East Moline	Upper Rock Island County Landfill <sup>1</sup>	Upper Rock Island County Landfill <sup>1</sup>	A	R3.25
Willow Ranch Composting Facility	Romeoville	LaSalle Bank of North America	Land & Lakes Yard Wst. Reclamation Inc. <sup>3</sup>	A	R2.107
Winnetka Municipal	Winnetka	Village of Winnetka	DK Recycling Systems Inc.	C	R2.108

<sup>1</sup> A subsidiary of Allied Waste Industries Inc.      <sup>2</sup> A subsidiary of Waste Management Inc. Midwest      <sup>3</sup> An affiliate of Land and Lakes Co.

<sup>4</sup> An affiliate of Superior Services Inc., which is a subsidiary of Vivendi Environmental, France

Status:      A = Active      C = Closed      IA = Inactive      UD = Site has permit but has not been developed

**Landscape Waste  
Compost Facility  
Owners and Operators  
Alphabetic by County**

This page left blank intentionally

<b>County Municipality</b>	<b>Facility Identification No.</b>	<b>Owner</b>	<b>Operator</b>
<b>Adams</b> Quincy	<b>Quincy Compost Facility</b> 0010650038	<b>City of Quincy</b> 730 Maine St., Suite 215 Quincy, Ill. 62301 217-228-4555	<b>City of Quincy</b> 200 E. Lock & Dam Road Quincy, Ill. 62301 217-228-4555
<b>Bond</b> Greenville	<b>D &amp; L Landfill Compost Facility (Inactive)</b> 0050050007 (Site inactive in 2000)	<b>D &amp; L Landfill Inc.</b> 825 Willard St., Rural Route 3 Greenville, Ill. 62246 618-664-2587	<b>D &amp; L Landfill Inc.</b> 825 Willard St., Rural Route 3 Greenville, Ill. 62246 618-664-2587
<b>Bureau</b> Wyanet	<b>Rare Earth Diversified Services (New)</b> 0111155010 (New, opened 6-1-01)	<b>Alan and Christine Dale</b> 6339 2300 N. Avenue Walnut, Ill. 61376 815-445-6433	<b>Alan Dale</b> 6339 2300 N. Avenue Walnut, Ill. 61376 815-445-6433
<b>Cass</b> Beardstown	<b>Excel Corporation Compost Site (New)</b> 0170155001 (New, 7-25-00)	<b>Excel Corporation</b> 8295 Arenzville Road Beardstown, Ill. 62618 217-323-3774	<b>Excel Corporation</b> 8295 Arenzville Road Beardstown, Ill. 62618 217-323-3774
<b>Champaign</b> Urbana	<b>Landscape Recycling Center</b> 0198270001	<b>City of Urbana, Public Works Dept.</b> 706 S. Glover Ave. Urbana, Ill. 61802 217-384-2342	<b>City of Urbana, Public Works Dept.</b> 706 S. Glover Ave. Urbana, Ill. 61802 217-384-2342
<b>Coles</b> Charleston	<b>Coles County Landfill Compost Facility</b> 0298050007	<b>Environmental Reclamation Co. (ERC), Coles Co. LF</b> 4340 Acer Grove Dr., Suite B Springfield, Ill. 62707 217-787-6079	<b>Environmental Reclamation Co. (ERC), Coles Co. LF</b> P.O. Box 137 Charleston, Ill. 61920 217-345-7404
<b>Cook</b> Glencoe	<b>Chicago Botanic Garden</b> 0310990003	<b>Cook County Forest Preserve Dist.</b> 536 N. Harlem Ave. River Forest, Ill. 60305 773-261-8400	<b>Chicago Botanic Garden</b> P.O. Box 400 Glencoe, Ill. 60022 847-835-5500
<b>Cook</b> Chicago	<b>CID RDF #4 Compost Facility (Closed)</b> 0310390001 (Certified closed 2-28-01)	<b>Waste Management of Illinois Inc.</b> P.O. Box 1309 Calumet City, Ill. 60409 773-646-3099	<b>Waste Management of Illinois Inc.</b> P.O. Box 1309 Calumet City, Ill. 60409 773-646-3099
<b>Cook</b> Des Plaines	<b>Des Plaines Compost Facility (Inactive)</b> 0310630003 (Inactive in 2000)	<b>City of Des Plaines, Public Works</b> 1111 Campground Road Des Plaines, IL 60016 847-391-5650	<b>Jerome Matula</b> 1111 Campground Road Des Plaines, IL 60016 847-391-5650
<b>Cook</b> Chicago	<b>Harbor View Compost Facility (Inactive)</b> 0316000034 (Site not developed)	<b>Land &amp; Lakes Co.</b> 123 N. Northwest Highway, P.O. Box 778 Park Ridge, Ill. 60068 847-825-5000	<b>Land &amp; Lakes Co.</b> 123 N. Northwest Highway, P.O. Box 778 Park Ridge, Ill. 60068 847-825-5000
<b>Cook</b> Hazel Crest	<b>Hazel Crest Composting</b> 0311170002	<b>Village of Hazel Crest</b> 3000 W. 170th Place Hazel Crest, Ill. 60429 708-335-9600	<b>Village of Hazel Crest</b> 3000 W. 170th Place Hazel Crest, Ill. 60429 708-335-9600
<b>Cook</b> Evanston	<b>James Park Leaf Compost (Inactive)</b> 0310810013 (Site inactive in 2000)	<b>City of Evanston</b> 2100 Ridge Ave. Evanston, Ill. 60201 847-866-2940	<b>City of Evanston</b> 2100 Ridge Ave. Evanston, Ill. 60201 847-866-2940

<b>County Municipality</b>	<b>Facility Identification No.</b>	<b>Owner</b>	<b>Operator</b>
<b>Cook</b> Chicago	<b>Land &amp; Lakes #1 &amp; #2 Compost Facility (Inactive)</b> 0316000005 (Site inactive in 2000)	<b>MCM Land Co.</b> 123 N. Northwest Highway, P.O. Box 778 Park Ridge, Ill. 60068 847-825-5000	<b>Land &amp; Lakes Co.</b> 123 N. Northwest Highway, P.O. Box 778 Park Ridge, Ill. 60068 847-825-5000
<b>Cook</b> Dolton	<b>River Bend Prairie Compost Facility (Inactive)</b> 0310690003 (Site inactive in 2000)	<b>Land &amp; Lakes Co.</b> 123 N. Northwest Highway, P.O. Box 778 Park Ridge, Ill. 60068 847-825-5000	<b>Land &amp; Lakes Co.</b> 123 N. Northwest Highway, P.O. Box 778 Park Ridge, Ill. 60068 847-825-5000
<b>Cook</b> Winnetka	<b>Winnetka Municipal Compost Facility (now closed)</b> 0313330001 (Closed, 4-1-01)	<b>Village of Winnetka</b> 510 Green Bay Road Winnetka, Ill. 60093 847-501-6000 x126	<b>DK Recycling Systems Inc.</b> 21 N. Skokie Highway, Suite 105 Lake Bluff, Ill. 60044 847-234-5499
<b>DeKalb</b> DeKalb	<b>DeKalb County Landfill Compost Facility</b> 0378020001	<b>Waste Management of Illinois Inc.</b> 730 E. Butterfield Road Lombard, Ill. 60148 630-572-8800	<b>Waste Management of Illinois Inc.</b> 720 E. Butterfield Road Lombard, Ill. 60148 630-572-8800
<b>Kane</b> Elgin	<b>Elgin Compost Facility</b> 0894380047	<b>City of Elgin</b> 150 Dexter Court Elgin, Ill. 60120 847-931-5955	<b>City of Elgin</b> 150 Dexter Court Elgin, Ill. 60120 847-931-5955
<b>Kankakee</b> Essex	<b>Joyce Farms Recycling Inc. (New)</b> 0910355001 (New, opened 9-12-00)	<b>Land Trust #883, Home Star Bank</b> 308 Section Line Road Manteno, Ill. 60950 815-468-2265	<b>Joyce Farms Recycling Inc.</b> P.O. Box 129 Essex, Ill. 60935 815-426-2133
<b>Kankakee</b> Kankakee	<b>Starlight Drive-in Compost Facility</b> 0918045001 (Opened 3-18-98)	<b>City of Kankakee</b> 401 W. Oak St. Kankakee, Ill. 60901 815-933-0472	<b>City of Kankakee</b> 401 W. Oak St. Kankakee, Ill. 60901 815-933-0472
<b>Kendall</b> Bristol	<b>Green Organics Inc.</b> 0938010005 (Permit renewal pending)	<b>Green Organics Inc.</b> 290 S. Main Place Carol Stream, Ill. 60188 630-588-0993	<b>Green Organics Inc.</b> 290 S. Main Place Carol Stream, Ill. 60188 630-588-0993
<b>Knox</b> Wataga	<b>Knox County Landfill Compost Site</b> 0950600001	<b>Knox County Landfill Dept.</b> 1361 W. Fremont St. Galesburg, Ill. 61401 309-341-0901	<b>Knox County Landfill Dept.</b> 1361 W. Fremont St. Galesburg, Ill. 61401 309-341-0901
<b>Lake</b> Lake Bluff	<b>DK-Lake Bluff</b> 0970750012	<b>Village of Lake Bluff</b> 40 E. Center St. Lake Bluff, Ill. 60044 847-866-2940	<b>DK Recycling Systems Inc.</b> 21 N. Skokie Highway, Suite 105 Lake Bluff, Ill. 60044 847-234-5499
<b>Lake</b> Lake Bluff	<b>Lake Bluff Municipal #2 Compost Facility</b> 0970750002	<b>Village of Lake Bluff</b> 40 E. Center Ave. Lake Bluff, Ill. 60044 847-866-2940	<b>DK Recycling Systems Inc.</b> 21 N. Skokie Highway, Suite 105 Lake Bluff, Ill. 60044 847-234-5499
<b>Lake</b> Lake Forest	<b>Lake Forest Recycling &amp; Compost Center</b> 0970800005	<b>City of Lake Forest</b> 220 E. Deer Path Lake Forest, Ill. 60845 708-234-3537	<b>DK Recycling Systems Inc.</b> 21 N. Skokie Highway, Suite 105 Lake Bluff, Ill. 60044 847-234-5499

<b>County Municipality</b>	<b>Facility Identification No.</b>	<b>Owner</b>	<b>Operator</b>
Lake Deerfield	<b>Land &amp; Lakes #5 Compost Facility</b> 0978120004	<b>Prairie Recreational Developments Inc.</b> 123 N. Northwest Highway, P.O. Box 778 Park Ridge, Ill. 60068 847-825-5000	<b>Land &amp; Lakes Co.</b> 123 N. Northwest Highway, P.O. Box 778 Park Ridge, Ill. 60068 847-825-5000
Lake Bluff	<b>LDK Compost</b> 0971250014 (AKA DK Lenzini)	<b>MBL Development</b> 200 Industrial Drive Lincolnshire, Ill. 60069 847-634-9561	<b>LDK Composting Inc.</b> 21 N. Skokie Highway, Suite 105 Lake Bluff, Ill. 60044 847-234-5499
LaSalle Peru	<b>Peru Municipal Landfill #2 Compost Facility</b> 0990850002	<b>City of Peru</b> 706 Putnam St. Peru, Ill. 61354 815-223-2962	<b>City of Peru</b> 706 Putnam St. Peru, Ill. 61354 815-223-2962
LaSalle Ottawa	<b>States Land Improvement LSW Processing</b> 0990800040	<b>States Land Improvement Corp.</b> P.O. Box 520 Ottawa, Ill. 61350 815-434-1808	<b>States Land Improvement Corp.</b> P.O. Box 520 Ottawa, Ill. 61350 815-434-1808
Lee Dixon	<b>Dixon/GROP Landfill #2 Compost Facility</b> 1038010002	<b>City of Dixon</b> 121 W. Second St. Dixon, Ill. 61021 815-288-1485	<b>Allied Waste Industries of Illinois</b> 13832 Kostner Ave. Crestwood, Ill. 60445 708-824-3060
Macon Decatur	<b>Macon County Composting Facility</b> 1150150066	<b>Edward Larry Garver Jr.</b> Rural Route 3, P.O. Box 168 Decatur, Ill. 62526 N/A	<b>Romer Brothers Environmental Recycling Inc.</b> 4225 N. Bearsdale Road Decatur, Ill. 62526 217-877-0888
Macon Decatur	<b>Macon County Landfill Compost Facility</b> 1158040008	<b>Macon County Landfill Corp.</b> Rural Route 8, P.O. Box 115-Hill Road Decatur, Ill. 62522 217-963-2976	<b>Macon County Landfill Corp.</b> Rural Route 8, P.O. Box 115-Hill Road Decatur, Ill. 62522 217-963-2976
Madison Roxana	<b>Roxana Landfill Compost Facility</b> 1190250011	<b>Roxana Landfill Inc.</b> 4600 Cahokia Creek Road Roxana, Ill. 62084 618-656-6912	<b>Roxana Landfill Inc.</b> 4600 Cahokia Creek Road Roxana, Ill. 62084 618-656-6912
Madison Granite City	<b>South Chain of Rocks RDF-Phase 2 Compost Facility (Now Closed)</b> 1198010002 (Closed 8-01)	<b>Waste Management of Illinois Inc.</b> 601 Madison Road East St. Louis, Ill. 62201 618-271-6788 Ext. 122	<b>Waste Management of Illinois Inc.</b> 601 Madison Road East St. Louis, Ill. 62201 618-271-6788 Ext. 122
Marion Centralia	<b>Centralia Landscape &amp; Waste Recycling</b> 1218020012	<b>City of Centralia, Public Works</b> 222 S. Poplar St. Centralia, Ill. 62801 618-533-7640	<b>City of Centralia, Public Works</b> 222 S. Poplar St. Centralia, Ill. 62801 618-533-7640
Marion Salem	<b>Salem Municipal Landfill #2 Compost Facility</b> 1218130007	<b>City of Salem, Public Works</b> 101 S. Broadway Salem, Ill. 62881 618-548-2222	<b>City of Salem, Public Works</b> 101 S. Broadway Salem, Ill. 62881 618-548-2222
McHenry Crystal Lake	<b>Crystal Lake Composting</b> 1110150034	<b>City of Crystal Lake, Engineering Dept.</b> P.O. Box 597 Crystal Lake, Ill. 60014 815-459-2020	<b>City of Crystal Lake, Engineering Dept.</b> P.O. Box 597 Crystal Lake, Ill. 60014 815-459-2020

<b>County Municipality</b>	<b>Facility Identification No.</b>	<b>Owner</b>	<b>Operator</b>
<b>McHenry</b> Fox Lake	<b>Thelen Sand &amp; Gravel</b> 1114200001	<b>Thelen Sand &amp; Gravel</b> 28955 W. Route 173-B Antioch, Ill. 60002 847-395-3313	<b>Thelen Sand &amp; Gravel</b> 28955 W. Route 173-B Antioch, Ill. 60002 847-395-3313
<b>McLean</b> Normal	<b>Illinois State University (ISU) Farm Compost Site (New)</b> 1130900021 (New, 11-17-00)	<b>Illinois State University</b> 150 Turner Hall, Campus Box 5020 Normal, Ill. 61790-5020 309-438-3881	<b>Illinois State University, Dept. of Agriculture</b> 150 Turner Hall Normal, Ill. 61790-5020 309-438-3881
<b>Peoria</b> Brimfield	<b>Peoria City/County Landfill #1 Compost Site</b> 1438165005	<b>City of Peoria/County of Peoria Joint Solid Waste Disposal Facility Board</b> 419 Fulton St., Room 307 Peoria, Ill. 61602 309-494-8800	<b>Waste Management of Illinois Inc.</b> 11501 W. Cottonwood Road Brimfield, Ill. 61517 309-565-4281
<b>Randolph</b> Red Bud	<b>Red Bud Composting Facility (Closed)</b> 1570450002 (Closed in 1998)	<b>City of Red Bud, City Superintendent</b> 200 E. Market Red Bud, Ill. 62278 618-282-3339 or 618-282-2315	<b>City of Red Bud, City Superintendent</b> 200 E. Market Red Bud, Ill. 62278 618-282-3389 or 618-282-2315
<b>Rock Island</b> East Moline	<b>Upper Rock Island County Landfill</b> 1618100014 (Permit renewal pending)	<b>Upper Rock Island County Landfill</b> 17201 20th Ave. North East Moline, Ill. 61244 309-496-2396	<b>Upper Rock Island County Landfill</b> 17201 20th Ave. North East Moline, Ill. 61244 309-496-2396
<b>Sangamon</b> Springfield	<b>Dirksen Parkway Compost Facility</b> 1671200110	<b>Secretary of State, Physical Services</b> Room 189, Howlett Building Springfield, Ill. 62756 217-782-6530	<b>Secretary of State, Physical Services</b> 2901 S. Dirksen Parkway Springfield, Ill. 62702 217-782-6530
<b>Sangamon</b> Springfield	<b>Sangamon One</b> 1671200134 (No permit required)	<b>City of Springfield</b> Municipal Center West Springfield, Ill. 62701 217-789-2255	<b>City of Springfield</b> Municipal Center West Springfield, Ill. 62701 217-789-2255
<b>St. Clair</b> Belleville	<b>BFI Modern Landfill Compost Facility</b> 1630100022 (Permit renewal pending)	<b>BFI Waste Systems of N. America Inc.</b> 3521 Centreville Ave. Belleville, Ill. 62226 618-235-9625	<b>Pioneer Southern Inc., Affiliate of the Good Earth Inc.</b> P.O. Box 266 Lancaster, NY 14086 716-684-8111
<b>St. Clair</b> Marissa	<b>Cottonwood Hills Compost Facility (Under Development)</b> 1630755017 (Expected to open Spring 2002)	<b>Waste Management of Illinois Inc.</b> 601 Madison Road East St. Louis, Ill. 62201 618-271-6788 Ext. 122	<b>Waste Management of Illinois Inc.</b> 601 Madison Road East St. Louis, Ill. 62201 618-271-6788 Ext. 122
<b>St. Clair</b> East St. Louis	<b>Milam RDF Compost Facility</b> 1630450001	<b>Waste Management of Illinois Inc.</b> 601 Madison Road East St. Louis, Ill. 62201 618-271-6788 Ext. 122	<b>Waste Management of Illinois Inc.</b> 601 Madison Road East St. Louis, Ill. 62201 618-271-6788 Ext. 122
<b>Stephenson</b> Freeport	<b>Freeport Municipal Landfill #4 Compost Facility</b> 1770200015	<b>City of Freeport</b> 230 W. Stephenson St. Freeport, Ill. 61032 815-235-8204	<b>City of Freeport</b> 230 W. Stephenson St. Freeport, Ill. 61032 815-235-8204



<b>County Municipality</b>	<b>Facility Identification No.</b>	<b>Owner</b>	<b>Operator</b>
<b>Tazewell</b> Pekin	<b>Pekin Composting Facility</b> 1790600019	<b>Jerry Mahoney</b> 14379 Illinois Route 29 Pekin, Ill. 61554 309-347-7166	<b>City of Pekin</b> 400 Margaret St. Pekin, Ill. 61554 309-477-2328
<b>Vermilion</b> Danville	<b>Brickyard Disposal &amp; Recycling Compost Facility</b> 1838040029	<b>Brickyard Disposal &amp; Recycling Inc.</b> P.O. Box 985 Danville, Ill. 61834-0985 217-442-8139	<b>City of Danville</b> 402 N. Hazel Danville, Ill. 61832 217-431-2381
<b>Wabash</b> Mt. Carmel	<b>Mt. Carmel Compost Facility (Closed)</b> 1850200017 (Closed after 10-99)	<b>City of Mt. Carmel</b> 219 Market St. Mt. Carmel, Ill. 62863 618-262-4822	<b>City of Mt. Carmel</b> 219 Market St. Mt. Carmel, Ill. 62863 618-262-4822
<b>Warren</b> Monmouth	<b>Monmouth Municipal</b> 1878080001	<b>City of Monmouth</b> 112 N. Main St. Monmouth, Ill. 61462 309-734-2141	<b>City of Monmouth</b> 112 N. Main St. Monmouth, Ill. 61462 309-734-2141
<b>Washington</b> Nashville	<b>Nashville Municipal Compost Facility</b> 1890300009	<b>City of Nashville</b> 190 N. E. Court St. Nashville, Ill. 62263 618-327-8918	<b>City of Nashville</b> 190 N. E. Court St. Nashville, Ill. 62263 618-327-8918
<b>Will</b> Joliet	<b>CDT Landfill Corp. Compost Facility</b> 1978170005	<b>CDT Landfill Corp.</b> 2851 Mound Road Joliet, Ill. 60436 815-741-0736	<b>CDT Landfill Corp.</b> 2851 Mound Road Joliet, Ill. 60436 815-741-0736
<b>Will</b> Romeoville	<b>Land &amp; Lakes/Willow Ranch Compost Facility</b> 1978030003	<b>LaSalle Bank of North America</b> 2355 S. Arlington Heights Road Arlington Heights, Ill. 60005 847-545-5481	<b>Land &amp; Lakes Yard Waste Reclamation Inc.</b> P.O. Box 778 Park Ridge, Ill. 60068 847-825-5000
<b>Will</b> Romeoville	<b>Willow Ranch Composting Facility</b> 1970100001	<b>LaSalle Bank of North America</b> 2355 S. Arlington Heights Road Arlington Heights, Ill. 60005 847-545-5481	<b>Land &amp; Lakes Yard Waste Reclamation Inc.</b> P.O. Box 778 Park Ridge, Ill. 60068 847-825-5000
<b>Williamson</b> Carterville	<b>New Earth</b> 1998520006	<b>New Earth</b> 11189 Samuel Road Carterville, Ill. 62918 618-985-5007	<b>New Earth</b> 11189 Samuel Road Carterville, Ill. 62918 618-985-5007
<b>Winnebago</b> Cherry Valley	<b>Rockford Composting Facility</b> 2010301128 (New operator in January 2000)	<b>City of Rockford</b> 425 E. State St. Rockford, Ill. 61104 815-967-6737	<b>Rock River Disposal</b> 4002 S. Main St. Rockford, Ill. 61120 815-282-0200
<b>Winnebago</b> Rockford	<b>South Meridian Composting</b> 2010300109	<b>North Rockford Investment</b> P.O. Box 1171 Rockford, Ill. 61105 815-378-0967	<b>Meridian Compost Corporation</b> 1800 S. Meridian Road Rockford, Ill. 61102 815-962-5919

This page left blank intentionally

**Landscape Waste  
Compost Facilities  
Ranked by  
Wastes Received**

**2000**

This page left blank intentionally

Compost Facility Name	Municipality	County	Tons/Year	Rank	Remarks	Page
South Meridian Composting	Rockford	Winnebago	55,151	1		R1.27
Thelen Sand & Gravel	Fox Lake	McHenry	43,257	2		R2.106
Roxana Landfill Compost Facility	Roxana	Madison	28,608	3		R6.24
Land & Lakes #5	Deerfield	Lake	27,978	4		R2.101
Joyce Farms Recycling Inc.	Essex	Kankakee	24,500	5	New, opened 9-12-00	R2.97
Rockford Composting Facility	Cherry Valley	Winnebago	19,722	6	New operator 1-00	R1.26
CDT Landfill Corp.	Joliet	Will	17,789	7		R2.86
Milam RDF	East St. Louis	St. Clair	16,391	8		R6.21
Green Organics Inc.	Bristol	Kendall	15,896	9	Permit renewal pending	R2.93
Willow Ranch Composting Facility	Romeoville	Will	15,742	10		R2.107
LDK Compost	Lake Bluff	Lake	15,097	11	AKA DK Lenzini	R2.103
DeKalb County Landfill	DeKalb	DeKalb	12,618	12		R1.21
Land & Lakes/Willow Ranch	Romeoville	Will	10,494	13		R2.102
South Chain of Rocks RDF-Phase 2	Granite City	Madison	9,695	14	Closed 8-01	R6.26
BFI Modern Landfill	Belleville	St. Clair	9,177	15	Permit renewal pending	R6.17
Landscape Recycling Center	Urbana	Champaign	8,735	16		R4.25
Sangamon One	Springfield	Sangamon	5,250	17	No permit required	R5.16
Knox County Landfill Compost Site	Wataga	Knox	4,318	18		R3.21
Winnetka Municipal	Winnetka	Cook	3,934	19	Closed, 4-1-01	R2.108
Macon County Landfill	Decatur	Macon	3,797	20		R4.27
Macon County Composting Facility	Decatur	Macon	3,060	21		R4.26
Elgin Compost Facility	Elgin	Kane	3,000	22		R2.92
Lake Forest Recycling Center	Lake Forest	Lake	2,943	23		R2.99
Monmouth Municipal	Monmouth	Warren	2,941	24		R3.22
Crystal Lake Composting	Crystal Lake	McHenry	2,783	25		R2.89
Freeport Municipal Landfill #4	Freeport	Stephenson	2,670	26		R1.23
Quincy Compost Facility	Quincy	Adams	2,374	27		R5.15
Upper Rock Island County Landfill	East Moline	Rock Island	2,098	28	Permit renewal pending	R3.25
Coles County Landfill	Charleston	Coles	2,097	29		R4.23
Brickyard Disposal & Recycling	Danville	Vermillion	2,017	30		R4.22
Pekin Composting Facility	Pekin	Tazewell	2,013	31		R3.23
ISU Farm Compost Site	Normal	McLean	1,740	32	New, 11-17-00	R4.24
Chicago Botanic Garden	Glencoe	Cook	1,603	33		R2.87
Peru Municipal Landfill #2	Peru	LaSalle	1,183	34		R1.24
DK-Lake Bluff	Lake Bluff	Lake	1,105	35		R2.91
Dixon/GROP Landfill #2	Dixon	Lee	973	36		R1.22
Peoria City/Co. LF #1 Compost Site	Brimfield	Peoria	959	37		R3.24
New Earth	Cartersville	Williamson	799	38		R7.15
States Land Improve. LSW Processing	Ottawa	LaSalle	700	39		R6.26
Salem Municipal Landfill #2	Salem	Marion	522	40		R6.25
Lake Bluff Municipal #2 Compost Fac.	Lake Bluff	Lake	445	41		R2.98
Nashville Municipal	Nashville	Washington	346	42		R6.22
Centralia Landscape & Waste Recycling	Centralia	Marion	68	43		R6.18
Starlight Drive-in Compost Facility	Kankakee	Kankakee	11	44	Opened 3-18-98	R5.13
Dirksen Parkway Compost Facility	Springfield	Sangamon	11	45		R2.105
Hazel Crest Composting	Hazel Crest	Cook	3	46		R2.95
<b>Total</b>			<b>386,613</b>			
<b>Average</b>			<b>8,405</b>			

This page left blank intentionally

# Solid Waste Planning & Recycling

Appendices K, L & M

This page left blank intentionally



**Contact List for  
Solid Waste Planning  
and Recycling  
Alphabetic by County**

This page left blank intentionally

County	Organization	Contact	Phone
Adams	Adams County Health Department	Mr. Leonard Schnellbecker	217-222-8440 Ext. 132
Alexander	Alexander County Clerk's Office	Ms. Gloria B. Patton	618-734-7000
Bond	Bond County Health Department	Ms. Crystal Lingley	618-664-1442 Ext. 149
Boone	Boone County Government	Mr. Kenneth Terrinoni	815-547-4770
Brown	Two Rivers Regional Council of Public Officials	Ms Victoria Hayden	217-224-8171 Ext. 309
Bureau	Bureau County	Ms. Kristine Donarski	815-875-2077
Calhoun	Calhoun County	Mr. Lester Sontag	618-576-2589
Carroll	JoDaviess/Carroll County Solid Waste Agency	Mr. Paul Hartman	815-273-7260
Cass	Two Rivers Regional Council of Public Officials	Ms Victoria Hayden	217-224-8171 Ext. 309
Champaign	Champaign County Administrator's Office	Ms. Deb Busey	217-384-3720
Christian	Christian Co. Solid Waste Management Dept.	Mr. Joe Stepping	217-287-2334
Clark	Clark County Health Department	Mr. Mike Henry	217-382-4207
Clay	Clay County Health Department	Mr. Bill Jay Bruce	618-662-4406
Clinton	Clinton County Health Department	Mr. Mike McMillan	618-594-2723
Coles	Coles Co. Reg. Planning and Devel. Commission	Mr. Jeff Lahr	217-348-0521
Cook	Cook Co. Dept. of Environmental Control	Mr. Raymond Akers Jr.	312-603-8217
	Chicago Department of Environment	Ms. Erin Keane	312-744-5918
	South Suburban Mayors and Managers Assoc.	Ms. Cori English	708-206-1155
	Solid Waste Agency of Northern Cook County	Mr. C. Brooke Beal	847-296-9205
	West Cook County Solid Waste Agency	Mr. Vic Sabaliauskas	708-450-0100 Ext. 242
Crawford	Ambraw Valley Solid Waste Management Agency	Mr. Richard Ralston	618-544-7045
Cumberland	Cumberland County Clerk's Office	Ms. Priscilla Schrock	217-849-2631
DeKalb	DeKalb County Health Department	Ms. Patricia Dashnie	815-748-2451
DeWitt	DeWitt County State's Attorney's Office	Mr. Clark Rogers	217-935-8391
Douglas	Douglas County Health Department	Ms. Cathy Hayden	217-253-4137
DuPage	DuPage County Solid Waste Division	Ms. Stephanie Glowienke	630-682-6751
Edgar	Edgar County Clerk's Office	Ms. Rebecca R. Kraemer	217-466-7433
Edwards	Edwards County	Ms. Becky Alka	618-445-2818
Effingham	Effingham County Health Department	Ms. Donna Overbeck	217-342-9237
Fayette	Fayette County Health Department	Mr. Rodney Schultz	618-283-1044
Ford	Ford County Board	Mr. Bob Lindgren	217-386-2442
Franklin	Franklin County	Mr. Keith Ward	618-439-4038
Fulton	Fulton County Health Department	Ms. Rita Wilkinson	309-647-1134 Ext. 241
Gallatin	Egyptian Health Department	Mr. Danny January	618-272-4691
Greene	Jersey and Greene County	Mr. Alley Ringhausen	618-535-3835
Grundy	Grundy County Office of Solid Waste Mgt.	Mr. Dean Reed	815-941-3214
Hamilton	Hamilton County Clerk's Office	Ms. Lovella Craddock	618-643-2721
Hancock	Hancock County Board	Mr. Kenneth Nudd	217-453-6502
Hardin	Hardin County Commissioners	Mr. Wayne Eichorn	618-287-2251
Henderson	Henderson Co. Solid Waste Planning Dept.	Mr. John Carrier	309-867-2780
Henry	Henry County Clerk's Office	Ms. Martha S. Roberts	309-937-3481
Iroquois	Iroquois County Administrative Center	Mr. Brian Martell	815-683-2905
Jackson	Jackson County Health Department	Mr. Bart Hagston	618-684-3143 Ext. 136
Jasper	Jasper County Highway Department	Mr. Richard Patterson	618-783-2915
Jefferson	Jefferson County Health Department	Mr. Gary Ashby	618-244-7134
Jersey	Jersey and Greene County	Mr. Alley Ringhausen	618-535-3835
JoDaviess	JoDaviess/Carroll County Solid Waste Agency	Mr. Paul Hartman	815-273-2251
Johnson	Johnson County State's Attorney's Office	Mr. Brian Trambley	618-658-9318
Kane	Kane County Environmental Management Dept.	Mr. Gary Mielke	630-208-3841
Kankakee	Kankakee County	Mr. Efraim Gil	815-937-2940
Kendall	Kendall County	Mr. Marlin Hartman	815-467-9201
Knox	Knox County Landfill Department	Mr. Larry Larson	309-341-0901
Lake	Solid Waste Agency of Lake County	Mr. Peter Adrian	847-336-9340 x 3
LaSalle	LaSalle Co. Dept. of Env't'l Svs. & Land Use	Mr. Michael E. Harsted	815-434-8666
Lawrence	Ambraw Valley Solid Waste Management	Mr. Richard Ralston	618-544-7045
Lee	Lee County	Mr. Walter Willis	815-284-1164

County	Organization	Contact	Phone
Livingston	Livingston County Zoning Department	Mr. Chuck Schopp	815-844-7741
Logan	Logan County Joint Solid Waste Agency	Mr. Kenneth Schwab	217-732-9636
Macon	Macon County Solid Waste Management Dept.	Ms. Kristin Simon	217-425-4512
Macoupin	Macoupin County	Mr. Richard Lounsbury	217-854-3717
Madison	Madison County Planning and Development	Ms. Denise McClearey	618-692-6200 Ext. 4666
Marion	Marion County Clerk's Office	Mr. Steve Bailey	618-548-3400
Marshall	Three County Recycling Program	Ms. Cassie Jeffery	815-875-3396
Mason	Two Rivers Regional Council of Public Officials	Ms Victoria Hayden	217-224-8171 Ext. 309
Massac	Massac County Clerk's Office	Mr. John "Bubba" Taylor	618-524-5213
McDonough	Western Illinois Regional Council	Mr. Chad Braatz	309-837-3941
McHenry	McHenry Co. Dept. of Planning and Development	Ms. Leonore Buckley	815-334-4560
McLean	Ecology Action Center	Ms. Michelle Covi	309-454-3169
Menard	Menard County Health Department	Mr. Jim Puyear	217-632-3196
Mercer	Western Illinois Regional Council	Mr. Chad Braatz	309-837-3941
Monroe	Monroe-Randolph Bi-County Health Department	Mr. John Wagner	618-939-3871
Montgomery	Montgomery Co. Coordinated Services Office	Ms. Christine Daniels	217-532-9577
Morgan	Morgan County Clerk's Office	Ms. Barbara J. Gross	217-243-8581
Moultrie	Moultrie County Clerk's Office	Ms. Georgia England	217-728-4389
Ogle	Ogle Co. Solid Waste Management Dept.	Mr. Steve Rypkema	815-732-4020
Peoria	Peoria County Solid Waste Management	Ms. Karen Raithe	309-672-6932
Perry	Perry County Government Building	Mr. Danny Wildermuth	618-357-5144
Piatt	Piatt County Courthouse	Mr. Robert H. Scheffer	217-762-7009
Pike	Pike County Cooperative Extension Service	Vacant	217-285-5543
Pope	Pope County State's Attorney Office	Mr. Charles L. P. Flynn	618-683-2221
Pulaski	Pulaski County Clerk's Office	Ms. Tanna S. Goins	618-748-9360
Putnam	Three County Recycling Program	Ms. Cassie Jeffery	815-875-3396
Randolph	Monroe-Randolph Bi-County Health Department	Mr. Mike Springston	618-443-4127
Richland	Ambraw Valley Solid Waste Management	Mr. Richard Ralston	618-544-7045
Rock Island	Rock Island County Waste Management Agency	Mr. Jeff Phillips	309-788-8925
Saline	Egyptian Health Department	Mr. Danny January	618-272-4691
Sangamon	Sangamon County Department of Public Health	Ms. Natalie Albers	217-535-3100
Schuyler	Two Rivers Regional Council of Public Officials	Ms Victoria Hayden	217-224-8171 Ext. 309
Scott	Two Rivers Regional Council of Public Officials	Ms Victoria Hayden	217-224-8171 Ext. 309
Shelby	Shelby County Clerk's Office	Ms. Marjorie J. Strohl	217-774-4421
St. Clair	St. Clair County Health Department	Ms. Barbara A. Holt	618-233-7769
Stark	Three County Recycling Program	Ms. Cassie Jeffery	815-875-3396
Stephenson	Stephenson County Solid Waste Department	Mr. Chris Isbell	815-235-7497
Tazewell	Tazewell County Health Department	Mr. Ray Corey	309-925-5511
Union	Union County Clerk's Office	Mr. Bobby Toler Jr.	618-833-5711
Vermilion	Vermilion County Health Department	Ms. Lynn Wolgamot	217-431-2662 Ext. 249
Wabash	Wabash County Health Department	Ms. Marina Sample	618-263-3873
Warren	Western Illinois Regional Council	Mr. Chad Braatz	309-837-3941
Washington	Washington County Health Department	Ms. Sandra Getz	618-327-3644
Wayne	Wayne County Health Department	Mr. Clark Griffith	618-842-5166
White	Egyptian Health Department	Mr. Danny January	618-272-4691
Whiteside	Whiteside County Public Works Department	Mr. Peter Petrowsky	815-772-7869
Will	Will Co. Land Use Dept., Waste Svs. Div.	Mr. Larry Newton	815-727-8834
Williamson	Williamson County Clerk's Office	Mr. Barney R. Boren	618-997-1301 ext. 101
Winnebago	Winnebago County Administration Building	Mr. Steve Chapman	815-987-2590 or 987-3068
Woodford	Assn. for Dev. Disabled of Woodford Co.	Mr. Robert Harbin Jr.	309-467-3015

**Adoption Dates  
And Updates for  
Solid Waste  
Management Plans  
Alphabetic by County**

This page left blank intentionally

County	Organization	Original Plan		Five Year Plan Update	
		Adopted	Readopted	Completed	Due Date
Adams	Adams County Health Department	1-13-93	8-10-93	No	8-10-98
Alexander	Alexander County Clerk's Office	4-20-94	9-20-94	No	9-20-99
Bond	Bond County Health Department	2-7-95	1-2-96	2-7-01	1-2-01
Boone	Boone County Government	2-23-95		12-10-01	2-23-00
Brown	Two Rivers Regional Council of Public Officials	2-14-95	9-11-95	9-8-00	9-11-00
Bureau	Bureau County	6-13-95		6-13-00	6-13-00
Calhoun	Calhoun County	6-6-96		4-5-01	6-6-01
Carroll	JoDaviess/Carroll County Solid Waste Agency	2-16-95		2-16-00	2-16-00
Cass	Two Rivers Regional Council of Public Officials	2-27-95	9-11-95	9-8-00	9-11-00
Champaign	Champaign County Administrator's Office	2-19-91		11-19-96	2-19-96
Christian	Christian Co. Solid Waste Management Dept.	7-12-94	10-11-94	10-12-00	10-11-99
Clark	Clark County Health Department	7-12-96		No	7-12-01
Clay	Clay County Health Department	7-9-96		No	7-9-01
Clinton	Clinton County Health Department	3-20-95	1-15-96	8-1-01	1-15-01
Coles	Coles Co. Reg. Planning and Devel. Commission	7-9-96		No	7-9-01
Cook	Cook Co. Dept. of Environmental Control	5-7-95		10-6-00	5-7-00
	Chicago Department of Environment	3-25-92		12-1-97	3-25-97
	South Suburban Mayors and Managers Assoc.	5-2-91		N/A	N/A
	Solid Waste Agency of Northern Cook County	4-10-91		N/A	N/A
	West Cook County Solid Waste Agency	6-18-92	9-17-92	5-3-00	6-18-97
Crawford	Ambraw Valley Solid Waste Management Agency	1-13-95	10-13-95	10-6-00	10-13-00
Cumberland	Cumberland County Clerk's Office	7-9-96		No	7-9-01
DeKalb	DeKalb County Health Department	3-15-95		4-19-00	3-15-00
DeWitt	DeWitt County State's Attorney's Office	1-12-95	9-14-95	5-17-01	9-14-00
Douglas	Douglas County Health Department	1-17-95	9-20-95	1-17-01	9-20-00
DuPage	DuPage County Solid Waste Division	2-26-91		11-12-96	2-26-96
Edgar	Edgar County Clerk's Office	7-17-96		No	7-17-01
Edwards	Edwards County	6-3-96		5-29-01	6-3-01
Effingham	Effingham County Health Department	12-19-94		12-22-99	12-19-99
Fayette	Fayette County Health Department	12-13-94		12-3-99	12-13-99
Ford	Ford County Board	1-17-95	9-12-95	No	9-12-00
Franklin	Franklin County	8-20-95		11-20-01	8-20-00
Fulton	Fulton County Health Department	7-9-96		7-13-01	7-9-01
Gallatin	Egyptian Health Department	7-13-95		11-9-00	7-13-00
Greene	Jersey & Greene County	6-12-96		No	6-12-01
Grundy	Grundy County Office of Solid Waste Mgt.	11-10-92	6-15-93	6-9-98	6-15-98
Hamilton	Hamilton County Clerk's Office	No	No		No
Hancock	Hancock County Board	7-17-91		No	7-17-96
Hardin	Hardin County Commissioners	4-20-94	9-6-94	3-17-99	9-6-99
Henderson	Henderson Co. Solid Waste Planning Dept.	9-13-94		4-4-00	9-13-99
Henry	Henry County Clerk's Office	10-13-92		5-12-98	10-13-97
Iroquois	Iroquois County Administrative Center	12-10-91		4-8-97	12-10-96
Jackson	Jackson County Health Department	8-14-96		8-8-01	8-14-01
Jasper	Jasper County Highway Department	12-14-94		10-5-99	12-14-99
Jefferson	Jefferson County Health Department	8-12-96		No	8-12-01
Jersey	Jersey & Greene County	6-11-96		No	6-11-01
JoDaviess	JoDaviess/Carroll County Solid Waste Agency	2-14-95		2-16-00	2-14-00
Johnson	Johnson County State's Attorney's Office	4-20-94	9-9-94	No	9-9-99
Kane	Kane County Environmental Management Dept.	11-10-92		3-10-98	11-10-97
Kankakee	Kankakee County	10-12-93	8-8-95	8-1-00	8-8-00
Kendall	Kendall County	5-16-95		7-00	5-16-00
Knox	Knox County Landfill Department	6-19-96		11-21-01	6-19-01
Lake	Solid Waste Agency of Lake County	9-12-89	9-1-91	9-13-94	9-1-96

County	Organization	Original Plan		Five Year Plan Update	
		Adopted	Readopted	Completed	Due Date
LaSalle	LaSalle Co. Dept. of Env't'l Svs. & Land Use	11-7-91		11-7-96	11-7-96
Lawrence	Ambraw Valley Solid Waste Management	1-11-95	10-11-95	10-6-00	10-11-00
Lee	Lee County	8-18-93	9-18-93	10-20-98	9-18-98
Livingston	Livingston County Zoning Department	11-8-94		10-14-99	11-8-99
Logan	Logan County Joint Solid Waste Agency	1-17-95	9-19-95	9-19-00	9-19-00
Macon	Macon County Solid Waste Management Dept.	2-13-91		4-11-96	2-13-96
Macoupin	Macoupin County	6-10-96		No	6-10-01
Madison	Madison County Planning and Development	6-20-90	4-29-91	4-29-96	4-29-01
Marion	Marion County Clerk's Office	12-13-94		8-14-01	12-13-99
Marshall	Three County Recycling Program	6-8-95		6-8-00	6-8-00
Mason	Two Rivers Regional Council of Public Officials	2-14-95	10-10-95	9-8-00	10-10-00
Massac	Massac County Clerk's Office	4-20-94	9-6-94	12-10-01	9-6-99
McDonough	Western Illinois Regional Council	2-14-95		4-12-00	2-14-00
McHenry	McHenry Co. Dept. of Planning and Development	8-20-91		11-18-97	8-20-96
McLean	Ecology Action Center	10-15-91	10-20-92	12-16-97	10-20-97
Menard	Menard County Health Department	2-28-95		3-6-00	2-28-00
Mercer	Western Illinois Regional Council	2-15-95		5-9-00	2-15-00
Monroe	Monroe-Randolph Bi-County Health Department	6-20-90	4-29-91	7-16-96	4-29-96
Montgomery	Montgomery Co. Coordinated Services Office	6-11-96		No	6-11-01
Morgan	Morgan County Clerk's Office	2-14-95	9-25-95	9-25-00	9-25-00
Moultrie	Moultrie County Clerk's Office	7-9-96		No	7-9-01
Ogle	Ogle Co. Solid Waste Management Dept.	11-17-92	6-15-93	6-16-98	6-15-98
Peoria	Peoria County Solid Waste Management	5-13-91	6-11-91	5-3-96	6-11-96
Perry	Perry County Government Building	8-27-96		11-27-01	8-27-01
Piatt	Piatt County Courthouse	1-17-95	9-19-95	No	9-19-00
Pike	Pike County Cooperative Extension Service	2-17-95	9-26-95	9-8-00	9-26-00
Pope	Pope County State's Attorney Office	4-20-94	9-6-94		9-6-99
Pulaski	Pulaski County Clerk's Office	4-20-94	9-6-94	No	9-6-99
Putnam	Three County Recycling Program	6-12-95		6-12-00	6-12-00
Randolph	Monroe-Randolph Bi-County Health Department	2-27-95	1-16-96	10-25-01	1-16-01
Richland	Ambraw Valley Solid Waste Management	1-10-95	10-10-95	10-6-00	10-10-00
Rock Island	Rock Island County Waste Management Agency	2-19-91		1-23-96	2-19-96
Saline	Egyptian Health Department	7-20-95		10-19-00	7-20-00
Sangamon	Sangamon County Department of Public Health	2-5-91	7-9-91	8-13-96	7-9-96
Schuyler	Two Rivers Regional Council of Public Officials	2-13-95	9-11-95	9-8-00	9-11-00
Scott	Two Rivers Regional Council of Public Officials	2-6-95	9-18-95	9-8-00	9-18-00
Shelby	Shelby County Clerk's Office	7-10-96		No	7-10-01
St. Clair	St. Clair County Health Department	6-20-90	4-29-91	4-29-96	4-29-96
Stark	Three County Recycling Program	6-13-95		6-13-00	6-13-00
Stephenson	Stephenson County Solid Waste Department	11-9-94		10-12-99	11-9-99
Tazewell	Tazewell County Health Department	3-27-91	8-28-91	8-28-96	8-28-96
Union	Union County Clerk's Office	4-20-94	9-7-94	9-20-99	9-7-99
Vermilion	Vermilion County Health Department	11-15-94		10-12-99	11-15-99
Wabash	Wabash County Health Department	6-3-96		6-18-01	6-3-01
Warren	Western Illinois Regional Council	3-6-95		4-12-00	3-6-00
Washington	Washington County Health Department	3-14-95	3-5-96	5-13-01	3-5-01
Wayne	Wayne County Health Department	6-13-96		6-12-01	6-13-01
White	Egyptian Health Department	7-19-95		11-14-00	7-19-00
Whiteside	Whiteside County Public Works Department	9-18-91		11-19-96	9-18-96
Will	Will Co. Land Use Dept., Waste Svs. Div.	1-17-91		11-16-95	1-17-96
Williamson	Williamson County Clerk's Office	8-29-96		No	8-29-01
Winnebago	Winnebago County Administration Building	2-28-91		2-22-96	2-28-96
Woodford	Assn. for Dev. Disabled of Woodford Co.	7-12-94	11-14-95	12-12-00	11-14-00



County	Organization	Five Year Plan Update		Ten Year Plan Update	
		Completed	Due Date	Completed	Due Date
Adams	Adams County Health Department	No	8-10-98		
Alexander	Alexander County Clerk's Office	No	9-20-99		
Bond	Bond County Health Department	2-7-01	1-2-01		2-7-06
Boone	Boone County Government	12-10-01	2-23-00		12-10-06
Brown	Two Rivers Regional Council of Public Officials	9-8-00	9-11-00		9-8-05
Bureau	Bureau County	6-13-00	6-13-00		6-13-05
Calhoun	Calhoun County	4-5-01	6-6-01		4-5-06
Carroll	JoDaviess/Carroll County Solid Waste Agency	2-16-00	2-16-00		2-16-05
Cass	Two Rivers Regional Council of Public Officials	9-8-00	9-11-00		9-8-05
Champaign	Champaign County Administrator's Office	11-19-96	2-19-96	No	11-19-01
Christian	Christian Co. Solid Waste Management Dept.	10-12-00	10-11-99		10-12-05
Clark	Clark County Health Department	No	7-12-01		
Clay	Clay County Health Department	No	7-9-01		
Clinton	Clinton County Health Department	8-1-01	1-15-01		8-1-06
Coles	Coles Co. Reg. Planning and Devel. Commission	No	7-9-01		
Cook	Cook Co. Dept. of Environmental Control	10-6-00	5-7-00		10-6-05
	Chicago Department of Environment	12-1-97	3-25-97		12-1-02
	South Suburban Mayors and Managers Assoc.	N/A	N/A		N/A
	Solid Waste Agency of Northern Cook County	N/A	N/A		N/A
	West Cook County Solid Waste Agency	5-3-00	6-18-97		5-3-05
Crawford	Ambraw Valley Solid Waste Management Agency	10-6-00	10-13-00		10-6-05
Cumberland	Cumberland County Clerk's Office	No	7-9-01		
DeKalb	DeKalb County Health Department	4-19-00	3-15-00		4-19-05
DeWitt	DeWitt County State's Attorney's Office	5-17-01	9-14-00		5-17-06
Douglas	Douglas County Health Department	1-17-01	9-20-00		1-17-06
DuPage	DuPage County Solid Waste Division	11-12-96	2-26-96	No	11-12-01
Edgar	Edgar County Clerk's Office	No	7-17-01		
Edwards	Edwards County	5-29-01	6-3-01		5-29-06
Effingham	Effingham County Health Department	12-22-99	12-19-99		12-22-04
Fayette	Fayette County Health Department	12-3-99	12-13-99		12-13-04
Ford	Ford County Board	No	9-12-00		
Franklin	Franklin County	11-20-01	8-20-00		11-20-06
Fulton	Fulton County Health Department	7-13-01	7-9-01		7-13-06
Gallatin	Egyptian Health Department	11-9-00	7-13-00		11-9-05
Greene	Jersey & Greene County	No	6-12-01		
Grundy	Grundy County Office of Solid Waste Mgt.	6-9-98	6-15-98		6-9-03
Hamilton	Hamilton County Clerk's Office		No		
Hancock	Hancock County Board	No	7-17-96		
Hardin	Hardin County Commissioners	3-17-99	9-6-99		3-17-04
Henderson	Henderson Co. Solid Waste Planning Dept.	4-4-00	9-13-99		4-4-05
Henry	Henry County Clerk's Office	5-12-98	10-13-97		5-12-03
Iroquois	Iroquois County Administrative Center	4-8-97	12-10-96		4-8-02
Jackson	Jackson County Health Department	8-8-01	8-14-01		8-8-06
Jasper	Jasper County Highway Department	10-5-99	12-14-99		10-5-04
Jefferson	Jefferson County Health Department	No	8-12-01		
Jersey	Jersey & Greene County	No	6-11-01		
JoDaviess	JoDaviess/Carroll County Solid Waste Agency	2-16-00	2-14-00		2-16-05
Johnson	Johnson County State's Attorney's Office	No	9-9-99		
Kane	Kane County Environmental Management Dept.	3-10-98	11-10-97		3-10-03
Kankakee	Kankakee County	8-1-00	8-8-00		8-1-05
Kendall	Kendall County	7-00	5-16-00		7-05
Knox	Knox County Landfill Department	11-21-01	6-19-01		11-21-06
Lake	Solid Waste Agency of Lake County	9-13-94	9-1-96	9-14-99	9-13-99

County	Organization	Five Year Plan Update		Ten Year Plan Update	
		Completed	Due Date	Completed	Due Date
LaSalle	LaSalle Co. Dept. of Env'tl Svs. & Land Use	11-7-96	11-7-96	10-29-01	11-7-01
Lawrence	Ambraw Valley Solid Waste Management	10-6-00	10-11-00		10-6-05
Lee	Lee County	10-20-98	9-18-98		10-20-03
Livingston	Livingston County Zoning Department	10-14-99	11-8-99		10-14-04
Logan	Logan County Joint Solid Waste Agency	9-19-00	9-19-00		9-19-05
Macon	Macon County Solid Waste Management Dept.	4-11-96	2-13-96	No	4-11-01
Macoupin	Macoupin County	No	6-10-01		
Madison	Madison County Planning and Development	4-29-96	4-29-01	5-16-01	4-29-01
Marion	Marion County Clerk's Office	8-14-01	12-13-99		8-14-06
Marshall	Three County Recycling Program	6-8-00	6-8-00		6-8-05
Mason	Two Rivers Regional Council of Public Officials	9-8-00	10-10-00		9-8-05
Massac	Massac County Clerk's Office	12-10-01	9-6-99		12-10-06
McDonough	Western Illinois Regional Council	4-12-00	2-14-00		4-12-05
McHenry	McHenry Co. Dept. of Planning and Development	11-18-97	8-20-96		11-18-02
McLean	Ecology Action Center	12-16-97	10-20-97		12-16-02
Menard	Menard County Health Department	3-6-00	2-28-00		3-6-05
Mercer	Western Illinois Regional Council	5-9-00	2-15-00		5-9-05
Monroe	Monroe-Randolph Bi-County Health Department	7-16-96	4-29-96	5-23-01	7-16-01
Montgomery	Montgomery Co. Coordinated Services Office	No	6-11-01		
Morgan	Morgan County Clerk's Office	9-25-00	9-25-00		9-25-05
Moultrie	Moultrie County Clerk's Office	No	7-9-01		
Ogle	Ogle Co. Solid Waste Management Dept.	6-16-98	6-15-98		6-16-03
Peoria	Peoria County Solid Waste Management	5-3-96	6-11-96	4-12-01	5-3-01
Perry	Perry County Government Building	11-27-01	8-27-01		11-27-06
Piatt	Piatt County Courthouse	No	9-19-00		
Pike	Pike County Cooperative Extension Service	9-8-00	9-26-00		9-8-05
Pope	Pope County State's Attorney Office		9-6-99		5-25-06
Pulaski	Pulaski County Clerk's Office	No	9-6-99		
Putnam	Three County Recycling Program	6-12-00	6-12-00		6-12-05
Randolph	Monroe-Randolph Bi-County Health Department	10-25-01	1-16-01		10-25-06
Richland	Ambraw Valley Solid Waste Management	10-6-00	10-10-00		10-6-05
Rock Island	Rock Island County Waste Management Agency	1-23-96	2-19-96	3-20-01	1-23-01
Saline	Egyptian Health Department	10-19-00	7-20-00		10-19-05
Sangamon	Sangamon County Department of Public Health	8-13-96	7-9-96	11-13-01	8-13-01
Schuyler	Two Rivers Regional Council of Public Officials	9-8-00	9-11-00		9-8-05
Scott	Two Rivers Regional Council of Public Officials	9-8-00	9-18-00		9-8-05
Shelby	Shelby County Clerk's Office	No	7-10-01		
St. Clair	St. Clair County Health Department	4-29-96	4-29-96	12-27-01	4-29-01
Stark	Three County Recycling Program	6-13-00	6-13-00		6-13-05
Stephenson	Stephenson County Solid Waste Department	10-12-99	11-9-99		10-12-04
Tazewell	Tazewell County Health Department	8-28-96	8-28-96	6-27-01	8-28-01
Union	Union County Clerk's Office	9-20-99	9-7-99		9-20-04
Vermilion	Vermilion County Health Department	10-12-99	11-15-99		10-12-04
Wabash	Wabash County Health Department	6-18-01	6-3-01		6-18-06
Warren	Western Illinois Regional Council	4-12-00	3-6-00		4-12-05
Washington	Washington County Health Department	5-13-01	3-5-01		5-13-06
Wayne	Wayne County Health Department	6-12-01	6-13-01		6-12-06
White	Egyptian Health Department	11-14-00	7-19-00		11-14-05
Whiteside	Whiteside County Public Works Department	11-19-96	9-18-96	11-1-01	11-19-01
Will	Will Co. Land Use Dept., Waste Svs. Div.	11-16-95	1-17-96	11-15-01	11-16-00
Williamson	Williamson County Clerk's Office	No	8-29-01		
Winnebago	Winnebago County Administration Building	2-22-96	2-28-96	2-22-01	2-22-01
Woodford	Assn. for Dev. Disabled of Woodford Co.	12-12-00	11-14-00		12-12-05

**Municipal Waste  
Generation and Recycling  
Alphabetic by County**

This page left blank intentionally

County	County Seat	Estimated Population	Waste Generated			Waste Recycled		
			Latest Data	Tons	PCD	Latest Data	Tons	Percent
Adams	Quincy	67,851	1990	69,573	6.0	1997	18,274	26.0
Alexander	Cairo	10,029	1994	10,585	5.8	1994	463	4.0
Bond	Greenville	17,070	1990	6,577	2.4	1999	1,366	21.0
Boone	Belvidere	41,786	2000	32,029	4.2	2000	8,802	27.0
Brown <sup>1</sup>	Mt. Sterling	6,345	1994	2,965	2.7	1994	90	3.0
Bureau	Princeton	35,606	1999	22,094	3.4	1999	3,330	17.0
Calhoun	Hardin	4,960	1996	2,879	3.2	1996	36	1.0
Carroll <sup>1</sup>	Mount Carroll	16,941	1998	10,231	3.3	1998	2,194	21.5
Cass <sup>1</sup>	Virginia	13,223	1993	7,245	3.0	1993	117	2.0
Champaign	Urbana	168,473	1995	194,473	6.3	1995	43,948	23.0
Christian	Taylorville	35,372	2000	16,891	2.6	2000	8,107	32.0
Clark	Marshall	17,572	1994	19,121	6.5	1992	1,544	8.0
Clay	Louisville	14,450	1994	12,778	4.7	1994	2,989	23.0
Clinton	Carlyle	34,777	2000	17,215	2.7	2000	3,000	18.0
Coles	Charleston	51,312	1994	68,300	7.2	1992	5,010	7.0
Cook (subtotal)	Chicago	620,000	1997	678,900	6.0	1998	175,400	26.0
Chicago <sup>1&amp;2</sup>	Chicago	2,802,079	2000	4,779,435	9.3	2000	2,287,708	47.8
(SSMMA)	Chicago	584,931	2000	309,907	1.9	2000	75,996	25.0
(SWANCC)	Chicago	721,211	2000	1,049,019	8.0	2000	366,858	35.0
(WCCSWA) <sup>1</sup>	Chicago	517,000	2000	603,856	6.4	2000	183,093	30.0
Crawford	Robinson	19,464	1998	16,340	4.6	1998	2,895	18.0
Cumberland	Toledo	11,172	1994	12,860	6.4	1992	1,035	8.0
DeKalb	Sycamore	88,969	2000	150,006	9.2	2000	101,825	68.0
DeWitt	Clinton	16,516	1998	11,303	3.8	1998	525	5.0
Douglas	Tuscola	19,872	2000	10,000	2.8	2000	500	5.0
DuPage	Wheaton	892,547	1996	926,895	5.8	1996	119,238	35.0
Edgar	Paris	19,905	1994	22,339	6.2	1992	1,091	5.0
Edwards	Albion	6,950	2000	4,562	3.6	2000	1,528	33.0
Effingham	Effingham	33,700	1998	18,451	3.0	1995	4,925	29.0
Fayette	Vandalia	21,604	1994	19,657	5.1	1994	4,158	21.0
Ford	Paxton	14,049	1997	7,948	3.1	1997	468	6.0
Franklin <sup>1</sup>	Benton	40,679	2000	29,939	1.0	2000	4,640	15.4
Fulton	Lewistown	37,788	2000	26,377	3.8	2000	2,495	9.5
Gallatin	Shawneetown	6,909	1999	7,427	5.9	1999	3	1.0
Greene	Carrollton	15,639	1996	11,572	4.1	1996	634	6.0
Grundy <sup>1</sup>	Morris	37,535	2000	44,526	6.5	2000	12,553	28.0
Hamilton	McLeansboro	8,621	1999	N/A	N/A	1999	N/A	N/A
Hancock	Carthage	21,146	1988	15,602	4.0	1988	280	2.0
Hardin	Elizabethtown	5,189	1998	5,487	5.8	1994	226	4.0
Henderson <sup>1&amp;2</sup>	Oquawka	8,637	2000	7,881	5.0	2000	1,957	24.8
Henry <sup>1&amp;2</sup>	Cambridge	51,453	1996	33,000	3.5	1998	2,522	8.0
Iroquois	Watseka	30,787	1998	28,093	5.0	1997	3,669	13.0
Jackson <sup>1&amp;2</sup>	Murphysboro	61,154	2000	62,499	5.6	2000	13,114	21.0
Jasper	Newton	10,117	2000	3,323	1.8	2000	166	5.0
Jefferson	Mt. Vernon	38,966	1999	36,800	5.2	1999	9,680	26.0
Jersey	Jerseyville	21,248	1996	19,355	5.0	1996	1,009	5.0
JoDaviess <sup>1</sup>	Galena	21,678	1998	12,697	3.2	1998	1,425	11.0
Johnson	Vienna	13,074	1994	13,153	5.8	1994	484	4.0
Kane <sup>1&amp;2</sup>	Geneva	380,801	2000	604,277	8.7	2000	264,566	44.0
Kankakee	Kankakee	103,833	2000	128,857	6.8	2000	64,547	50.1
Kendall	Yorkville	54,500	2000	49,731	5.0	1999	10,950	24.0
Knox <sup>1&amp;2</sup>	Galesburg	56,400	2000	55,489	5.4	2000	11,096	20.0
Lake	Waukegan	644,356	2000	838,452	7.1	2000	358,362	43.7
LaSalle	Ottawa	110,000	2000	108,000	6.1	2000	27,453	25.4
Lawrence	Lawrenceville	15,622	1998	13,114	4.6	1999	1,383	10.5
Lee	Dixon	35,777	1996	32,491	5.0	1996	8,029	25.0
Livingston	Pontiac	40,316	1992	45,616	6.4	2000	7,000	18.0

County	County Seat	Estimated Population	Waste Generated			Waste Recycled		
			Latest Data	Tons	PCD	Latest Data	Tons	Percent
Logan <sup>1&amp;2</sup>	Lincoln	31,183	2000	20,475	4.0	2000	5,025	23.5
Macon	Decatur	114,706	2000	119,323	5.7	2000	49,372	41.4
Macoupin	Carlinville	49,214	1993	18,307	2.1	1993	1,338	7.0
Madison <sup>1</sup>	Edwardsville	258,941	2000	369,337	7.8	2000	135,867	37.0
Marion	Salem	42,035	1996	41,561	4.5	1996	5,282	15.0
Marshall <sup>1</sup>	Lacon	13,180	2000	9,621	4.0	2000	1,684	17.5
Mason <sup>1</sup>	Havana	16,885	1994	9,193	3.0	1994	242	3.0
Massac	Metropolis	15,420	1994	15,428	5.8	1994	642	4.0
McDonough <sup>1</sup>	Macomb	34,086	1999	8,001	1.3	1999	3,020	37.0
McHenry <sup>1</sup>	Woodstock	260,077	2000	461,306	9.7	2000	130,164	28.2
McLean	Bloomington	150,433	2000	212,315	7.7	2000	77,324	36.0
Menard	Petersburg	12,345	1992	6,485	3.2	1992	103	2.0
Mercer <sup>1</sup>	Aledo	17,444	1999	4,565	1.4	1999	568	12.0
Monroe	Waterloo	25,931	1999	15,616	3.3	1999	1,733	11.0
Montgomery	Hillsboro	30,652	2000	17,436	3.1	2000	3,605	21.0
Morgan	Jacksonville	36,056	1998	28,295	4.3	1998	6,547	23.0
Moultrie	Sullivan	14,433	1994	16,526	6.4	1992	1,351	8.0
Ogle	Oregon	51,032	2000	39,116	4.2	2000	8,297	21.2
Peoria <sup>2</sup>	Peoria	182,600	2000	348,605	10.5	2000	129,315	37.0
Perry	Pinckneyville	21,368	1995	16,430	4.2	1995	1,847	11.0
Piatt	Monticello	15,548	1992	8,595	3.0	1992	397	5.0
Pike <sup>1</sup>	Pittsfield	17,287	1994	9,709	3.1	1994	293	3.0
Pope	Golconda	4,681	1994	6,826	5.8	1994	191	4.0
Pulaski	Mound City	7,209	1994	7,492	5.8	1994	328	4.0
Putnam <sup>1</sup>	Hennepin	6,086	2000	4,332	3.9	2000	393	9.1
Randolph	Chester	34,082	2000	27,736	4.3	2000	2,753	9.9
Richland	Olney	16,843	1994	14,111	4.6	1998	1,793	13.0
Rock Island	Rock Island	149,374	2000	223,538	8.2	2000	48,176	21.5
Saline	Harrisburg	26,551	1999	24,422	5.0	1999	2,441	10.0
Sangamon	Springfield	185,600	2000	183,256	5.4	2000	70,168	38.0
Schuyler <sup>1</sup>	Rushville	7,625	1994	4,217	3.1	1994	112	3.0
Scott <sup>1</sup>	Winchester	5,591	1994	3,192	3.1	1993	85	3.0
Shelby	Shelbyville	22,593	1994	25,557	6.2	1992	2,159	9.0
St. Clair	Belleville	256,082	2000	140,205	3.0	2000	61,843	44.0
Stark <sup>1</sup>	Toulon	6,332	1996	3,467	3.0	2000	301	8.7
Stephenson	Freeport	48,052	1998	37,616	4.3	1998	1,244	3.0
Tazewell	Pekin	128,521	1995	148,936	6.4	2000	37,459	25.2
Union	Jonesboro	18,037	1994	18,182	5.8	1994	766	4.0
Vermilion	Danville	83,319	2000	98,837	6.5	2000	22,086	22.0
Wabash	Mt. Carroll	12,731	1995	14,518	6.1	1995	2,955	20.0
Warren <sup>1</sup>	Monmouth	18,777	1999	8,419	2.5	1999	5,044	59.0
Washington	Nashville	15,325	1990	6,944	2.5	1990	60	1.0
Wayne	Fairfield	17,151	2000	11,581	3.7	2000	1,479	12.8
White	Carmi	16,522	1999	15,770	5.2	1999	150	1.0
Whiteside	Morrison	60,186	2000	54,000	4.9	2000	15,694	29.0
Will	Joliet	502,266	2000	462,821	5.1	2000	157,911	34.1
Williamson	Marion	61,163	1995	47,595	4.4	1995	4,465	9.0
Winnebago	Rockford	278,400	2000	324,155	6.4	2000	67,100	20.7
Woodford	Eureka	35,469	2000	39,486	6.1	2000	1,274	3.2
<b>Total</b>		<b>12,233,385</b>		<b>15,101,648</b>	<b>6.8</b>		<b>5,307,202</b>	<b>35.1<sup>3</sup></b>

<sup>1</sup> Has residential recycling ordinance (27).

<sup>2</sup> Has commercial recycling ordinance (8).

<sup>3</sup> Statewide weighted average.

REPORT DOCUMENTATION PAGE	1. REPORT NO. IEPA/BOL/01-014	2.	3. Recipient's Accession No.
4. Title and Subtitle Nonhazardous Solid Waste Management and Landfill Capacity in Illinois: 2000		5. Report Date January 2002	
7. Author(s) Ellen Gambach, Solid Waste Management Section		6.	
9. Performing Organization Name and Address  Illinois Environmental Protection Agency Bureau of Land 1021 North Grand Ave. East, P.O. Box 19276 Springfield, Illinois 62794-9276		8. Performing Organization Rept. No.	
12. Sponsoring Organization name and Address Illinois Environmental Protection Agency Bureau of Land 1021 North Grand Ave. East, P.O. Box 19276 Springfield, Illinois 62794-9276		10. Project/Task/Work Unit No. IEPA/BOL/01-014	
		11. Contract (C) or Grant (G) No.  (C)  (G)	
		13. Type of Report & Period Covered Annual: 2000	
15. Supplementary Notes		14.	
16. Abstract (Limit 200 words)  This 14th annual report on municipal solid waste disposal and remaining landfill capacity is arranged by Illinois EPA administrative regions. Featured are specification pages describing the chief characteristics of 62 municipal solid waste landfills; their status (active, inactive, closed, under development); locations and hours of operation; tipping fees; quantities of wastes received in 1998, 1999 and 2000; remaining capacities on Jan. 1, 2000, and Jan. 1, 2001; solid waste management fees paid in 2000; names, addresses and phone numbers of landfill owners and operators. Quantities reported by landfills are given in gate cubic yards; as a convenience to the reader, those volumes are divided by 3.3 to provide rough equivalents in tons. The report also includes scaled-down specifications for 94 municipal solid waste transfer stations and 58 compost facilities.  During 2000, 53 landfills reported receiving 49.3 million gate cubic yards of waste. This volume was 1.3 million gate cubic yards less than the total received during 1999, a 2.5 percent decrease. As of Jan. 1, 2001, 53 landfills reported remaining capacities totaling 743.4 million gate cubic yards, or 49.3 million gate cubic yards less than on Jan. 1, 2000, a decrease of 6.2 percent. Dividing wastes disposed during 2000 by capacity remaining on Jan. 1, 2001, suggests a landfill life expectancy in Illinois of 15 years, at current (2000) disposal rates, barring capacity adjustments, until capacity is depleted.			
17. Document Analysis a. Descriptors municipal solid waste solid waste landfills solid waste transfer stations landscape waste compost facilities municipal waste planning and recycling  b. Identifiers/Open-Ended Terms  Illinois  c. COSATI Field/Group			
18. Availability Statement  Available from Illinois EPA or from NTIS		19. Security Class (This Report) Unclassified	21. No. of Pages 372
		20. Security Class (This Page) Unclassified	22. Price Free

Printed by Authority of  
the State of Illinois  
Jan. 02 32072 1,500