



Illinois
Environmental
Protection Agency

Bureau of Land
1021 North Grand Ave. East
Box 19276
Springfield, Ill. 62794-9276

August 1998

IEPA/BOL/98-008

Nonhazardous Solid Waste Management And Landfill Capacity In Illinois

1996

Illinois
Environmental
Protection Agency

Nonhazardous Solid Waste Management And Landfill Capacity In Illinois: 1996

Reporting period for waste disposal: Jan. 1 to Dec. 31, 1996

Reporting period for landfill capacity: Jan. 1, 1997

*This report has been prepared for Gov. Jim Edgar and the 90th General Assembly
in accordance with Section 4 of the Illinois Solid Waste Management Act.*

Illinois Environmental Protection Agency
Bureau of Land
Division of Land Pollution Control
Solid Waste Management Section

1021 North Grand Ave. East
Box 19276
Springfield, Ill. 62794-9267

Printed on recycled paper.

How to Obtain Additional Information

To learn more about municipal solid waste landfills, transfer stations or compost facilities in Illinois, please call 217-785-8604, or write to:

Illinois Environmental Protection Agency
Bureau of Land
Solid Waste Management Section
Box 19276

Our Internet address is <http://www.epa.state.il.us>

When using courier services (UPS, Airborne, etc.), please use the following street address and zip code:

1021 North Grand Ave. East
Springfield, Ill. 62702

Acknowledgements

This document is produced by the Illinois Environmental Protection Agency; Mary A. Gade, director; and is published by the Agency's Office of Public Information, Dennis McMurray, manager.

Illinois EPA Bureau of Land personnel contributed their time and expertise to the development of this publication. Especially diligent in checking and rechecking thousands of details and endless minutia was Ellen Gambach, of the Solid Waste Management Section.

The Office of Public Information also wishes to thank the Bureau of Air for providing computer hardware and software support essential to the successful completion of this publication.

SINCE ITS ESTABLISHMENT IN 1970, THE ILLINOIS EPA has overseen the development and operation of a productive system of modern sanitary landfills. The Agency sees to it that these facilities meet the strictest disposal standards in history, and that they are engineered to be fully protective of human health and the environment, especially where it concerns any possibility of groundwater contamination.

Although the number of active landfills in Illinois dipped to 57 in 1996, and their total capacity declined during that year, their ability to absorb municipal wastes remained at a level ensuring there will be no landfill capacity crisis in Illinois, either now or in the foreseeable future.

This is the Agency's 10th annual report on landfill disposal and available landfill capacity in Illinois. And I am happy to tell you that even if landfill development and expansion were to come to a halt (a truly unlikely prospect), sufficient capacity exists to handle the state's requirements for landfill disposal of nonhazardous solid waste for the next 10 years.

Additionally, state government, seeking to avoid potential crises, has asked all Illinois counties to adopt well-conceived plans to accommodate their future disposal needs. All of these activities are reflected in this publication.

We hope you will find this information useful and instructive, and we welcome your comments and suggestions as to how we may improve upon this effort.

Mary A. Gade
Director

Contents

Acknowledgements	iii
Preface	v
Tables	viii
Executive Summary	xi
Introduction	1
Region One: Northwestern Illinois	R1.1
Region Two: Chicago Metropolitan	R2.1
Region Three: Peoria/Quad Cities	R3.1
Region Four: East Central Illinois	R4.1
Region Five: West Central Illinois	R5.1
Region Six: Metropolitan East St. Louis	R6.1
Region Seven: Southern Illinois	R7.1
Appendix A: Solid Waste Landfill Owners and Operators: Alphabetic by Facility	A1
Appendix B: Solid Waste Landfill Owners and Operators: Alphabetic by County	B1
Appendix C: Solid Waste Landfills Ranked by Wastes Received: 1996	C1
Appendix D: Solid Waste Landfills Ranked by Remaining Capacities; as of Jan. 1, 1997	D1
Appendix E: Solid Waste Transfer Station Owners and Operators: Alphabetic by Facility ...	E1
Appendix F: Solid Waste Transfer Station Owners and Operators: Alphabetic by County ...	F1
Appendix G: Landscape Waste Compost Facility Owners and Operators: Alphabetic by County ..	G1
Appendix H: Contact List for Solid Waste Management Plans: Alphabetic by County	H1
Appendix I: Adoption Dates and Updates for Solid Waste Management Plans: Alphabetic by County	I1

Tables

Illinois Landfills: Wastes Accepted in 1996 Versus 1995	5
Illinois Landfills: Remaining Capacities Jan. 1, 1997, Versus Jan. 1, 1996	6
Wastes Disposed and Landfill Capacity Per Capita; Landfill Life Expectancy	7
Landfill Capacity Is Abundant Despite Dwindling Number of Facilities	8
Potential Capacity Increases Since Jan. 1, 1997: Expansions at Existing Facilities	9
Potential Capacity Increases Since Jan. 1, 1997: New or Reopened Facilities	10
Solid Waste Transfer Stations: Wastes Handled 1996	12
Landscape Waste Compost Facilities: Wastes Accepted 1996	12
Inspections Conducted in 1996 by Delegated Counties and City of Chicago	13
Illinois Environmental Protection Agency Administrative Regions (map)	14
Region One: Landfills and Transfer Stations (map depicting capacity gains or losses)	R1.2
Region One: Landfills: Wastes Accepted 1996; Remaining Capacities Jan. 1, 1997	R1.3
Region One: Transfer Stations: Wastes Handled 1996	R1.4
Region One: Compost Facilities: Wastes Accepted 1996	R1.5
Region One: Municipal Wastes Recycled	R1.5
Region Two: Landfills and Transfer Stations (map depicting capacity gains or losses)	R2.2
Region Two: Landfills: Wastes Accepted 1996; Remaining Capacities Jan. 1, 1997	R2.3
Region Two: Compost Facilities: Wastes Accepted 1996	R2.4
Region Two: Cook County Transfer Stations (map)	R2.5
Region Two: Chicago Transfer Stations (map)	R2.6
Region Two: Transfer Stations: Wastes Handled 1996	R2.7
Region Two: Municipal Wastes Recycled	R2.8
Region Three: Landfills and Transfer Stations (map depicting capacity gains or losses)	R3.2
Region Three: Landfills: Wastes Accepted 1996; Remaining Capacities Jan. 1, 1997	R3.3
Region Three: Transfer Stations: Wastes Handled 1996	R3.4
Region Three: Compost Facilities: Wastes Accepted 1996	R3.5
Region Three: Municipal Wastes Recycled	R3.5
Region Four: Landfills and Transfer Stations (map depicting capacity gains or losses)	R4.2
Region Four: Landfills: Wastes Accepted 1996; Remaining Capacities Jan. 1, 1997	R4.3
Region Four: Transfer Stations: Wastes Handled 1996	R4.4
Region Four: Compost Facilities: Wastes Accepted 1996	R4.4
Region Four: Municipal Wastes Recycled	R4.5
Region Five: Landfills and Transfer Stations (map depicting capacity gains or losses)	R5.2
Region Five: Landfills: Wastes Accepted 1996; Remaining Capacities Jan. 1, 1997	R5.3
Region Five: Transfer Stations: Wastes Handled 1996	R5.4
Region Five: Compost Facilities: Wastes Accepted 1996	R5.4
Region Five: Municipal Wastes Recycled	R5.5
Region Six: Landfills and Transfer Stations (map depicting capacity gains or losses)	R6.2
Region Six: Landfills: Wastes Accepted 1996; Remaining Capacities Jan. 1, 1997	R6.3
Region Six: Transfer Stations: Wastes Handled 1996	R6.4
Region Six: Compost Facilities: Wastes Accepted 1996	R6.5

Region Six: Municipal Wastes Recycled	R6.5
Region Seven: Waste Disposal and Remaining Capacity Compared, 1996 vs. 1995	R7.2
Region Seven: Landfills: Wastes Accepted 1996; Remaining Capacities Jan. 1, 1997	R7.3
Region Seven: Transfer Stations: Wastes Handled 1996	R7.4
Region Seven: Compost Facilities: Wastes Accepted 1996	R7.4
Region Seven: Municipal Wastes Recycled	R7.5

THIS IS THE ILLINOIS EPA'S 10TH ANNUAL REPORT describing the management of nonhazardous municipal solid waste by the state's solid-waste landfills and transfer stations. The report is divided into sections representing Illinois EPA administrative regions.

Each regional section includes newly designed specification pages describing the chief physical characteristics of each landfill; its location and hours of operation; tipping fee; quantities of wastes received (in gate cubic yards, tons and tons per day) for the last three years; the landfill's certified remaining capacity (in gate cubic yards and tons) for the last two reporting periods; solid waste management fees paid in 1996; which Agency regional field office or delegated local authority inspects the facility; and the name, address and phone number of the landfill's owner and operator.

Similar but scaled-down specification pages are included for each transfer station. In all, this report includes details of 77 landfills and 66 transfer stations.

Illinois municipal solid waste landfills are required to report to the Illinois EPA the quantities of solid wastes they receive each year, and to calculate and report the amount of remaining capacity existing on the first day of the following year.

During 1996, 57 landfills reported receiving 46,134,206 gate cubic yards of waste. This volume was 989,956 gate cubic yards less than the total received during 1995, or a 2.1-percent decline.

As of Jan. 1, 1997, 57 landfills reported having a combined remaining capacity of 411,909,000 gate cubic yards, or 61,903,000 gate cubic yards less than on Jan. 1, 1996, a drop of 13.1 percent.

Dividing wastes disposed during 1996 by capacity remaining on Jan. 1, 1997, indicates a landfill life expectancy in Illinois of 8.9 years, at 1996 disposal rates, barring capacity adjustments, until capacity is depleted.

Nonhazardous Solid Waste Management And Landfill Capacity

1996

Introduction

America produced some 208 million tons of solid waste in 1996. . . a weight equal to 130 million passenger cars

MUNICIPAL SOLID WASTE IS THE TERM USED TO describe all the garbage that's discarded by America's households, stores, offices, factories, restaurants, schools and other institutions. Included in the definition of solid waste are semisolid, liquid or contained gaseous materials generated by industrial, commercial, mining or agricultural operations. Sludges from water-supply or waste-treatment plants or air-pollution-control facilities are examples of semisolids.

Whether it's called garbage or solid waste, we Americans generate a lot of it — about 208 million tons a year, according to U.S. EPA statistics. That much waste equals the combined weight of the 130 million passenger cars registered in the United States in 1996.

In Illinois, about 18.5 million tons

How much municipal solid waste do Illinoisans generate? In 1996, Illinois landfills accepted nearly 14 million *net* tons of solid waste. We say *net* because county recycling coordinators claim about a quarter of all wastes were recycled, meaning this portion was not landfilled.

Recycling coordinators place total generated wastes at about 13.4 million tons. But this total does not take recycling into account. What's needed is a higher generated-waste total combined with a recycling rate that will yield about 14 million tons of solid waste going to landfills. Several combinations are possible. A conservative, yet reasonable, estimate suggests that Illinoisans likely generated about 18.5 million tons of solid waste, of which maybe 18 percent was recycled, in 1996.

Wastes entering and leaving the state are not believed to affect this equation. Of all solid wastes landfilled in Illinois in 1996, 9.6 percent, or about 1.3 million tons, came from out of state. We know this because Illinois landfills must report these quantities to the Illinois EPA.

However, waste haulers need not report how much Illinois waste they transport to landfills in other states. So based on many years of observation, the Agency estimates that solid-waste exports are probably in the same range as imports, resulting in a wash.

Most of it is landfilled

Where does most solid waste go? Into landfills. The U.S. EPA's *Characterization of Municipal Solid Waste Management: 1995 Update* says that nationwide 61 percent of solid waste was landfilled, 24 percent was recycled or

composted and 15 percent was incinerated. However, in Illinois, less than 1 percent of solid waste was incinerated, hence the percentage landfilled was much higher.

OPPONENTS OF LANDFILLING WORRY THAT FACILITIES will eventually leak, contaminating drinking supplies. Those who design, own or operate landfills claim they are safe because they must meet the most stringent construction and operating standards in history.

Early this decade, the U.S. EPA developed regulations that sought to make landfills as leakproof as current technology can provide. The regulations also pressed owners to demonstrate their financial ability to safely operate a landfill over its typical 20-year lifetime, and to assure the landfill will be properly maintained for at least 30 years following its closure.

In addition to stricter standards, modern landfills come under the scrutiny of federal, state and local authorities, the media and many environmental groups. If problems occur, they are likely to attract much public attention.

A modern sanitary landfill can be likened to an enormous bathtub into which garbage is placed, and from which contaminants cannot escape to pollute air or water.

Safe containment of garbage and its byproducts begins with the landfill liner, which can consist of impermeable plastic or compacted clay, or both. Depending on local geology, compacted clay liners can be up to 10 feet thick.

The liner system must ensure that groundwater in the uppermost aquifer within a specified distance of the landfill will meet U.S. drinking-water standards for 24 organic and inorganic constituents.

Controlling garbage juice. . .

Placed in a bed of gravel atop the liner is a network of pipes that collect garbage juice known as leachate, which is pumped out of the landfill for treatment and disposal. Leachate occurs from rainwater and snow melt seeping through the garbage, and from compaction and decomposition of solid wastes. Leak detectors placed beneath the liner warn of any failure of the leachate collection system, enabling prompt repairs to seal leaks.

Groundwater monitoring wells installed around the landfill's perimeter assure the leachate collection system is doing its job. The location and number of wells must be sufficient to determine the background quality of the groundwater.

“Subtitle D Rules” Caused Drop in Number of Landfills

Federal authority to regulate disposal of municipal solid waste is based on provisions in Subtitle D of the Resource Conservation and Recovery Act (RCRA). The federal Clean Air and Clean Water Acts also affect disposal of these wastes.

In October 1991, the U.S. EPA developed new and revised landfill rules that became mandatory for all state landfill regulatory and permitting programs. These are sometimes known as Subtitle D rules.

Illinois subsequently enacted strict solid-waste landfill regulations: Parts 807 and 810 through 815 of Title 35 of the *Illinois Administrative Code*.

Landfills that were operating when the Subtitle D rules were implemented were forced to choose between complying with stricter regulations or closing in the prescribed manner.

Whether it was the effect of tougher Subtitle D rules, the result of other business considerations, or a combination of both, one thing is clear: between 1992 and 1994, the number of active landfills in Illinois fell from 106 to 59 — a drop of 44 percent, as illustrated on page 8.

Introduction

In Number of Landfills, Illinois Is Just Average

The United States contains 2,893 landfills, according to a 1995 study conducted by the Environmental Industry Association, and 2 percent of these landfills are in Illinois.

Dividing 2,893 by 50 finds the average number of landfills in each state to be between 57 and 58.

That certainly makes Illinois average, as the state had 58 active landfills in 1995, and 57 in 1996.

Twice a year samples are collected and analyzed for 62 indicator pollutants; these samples are compared with previously determined background concentrations. Testing must continue throughout the active life of the landfill and its postclosure-care period; this testing cycle can total 50 years or more.

. . . and garbage gas

Provisions of the Resource Conservation and Recovery Act (RCRA) and the Clean Air Act require landfills to monitor for methane gas atop the landfill and around its perimeter. Large quantities of methane are produced when organic materials in garbage decompose. Venting systems are required to keep this explosive garbage gas from diffusing underground or from escaping through openings in the landfill's surface.

Sometimes the methane is burned or flared at the landfill, but increasingly it is being collected to fuel generators creating electricity for on-site use or to be sold to local utilities. (Some landfills have been known to produce enough electricity to light 5,000 homes for a year.) Of the 77 landfills detailed in this report, 31 are planning, building or currently operating gas-to-energy systems.

Landfills are developed cell by cell

Landfills are divided into sections called cells, which are developed as needed, filled systematically (so much so that specific loads can be located weeks or months later), and covered with earth or other materials to prevent the spread of odors and vermin.

Trucks arriving at a landfill are inspected for prohibited nonhazardous wastes (Illinois bans landfilling of liquid motor oil, whole tires and landscape wastes), and for hazardous wastes. Loads are weighed and details about them are recorded. They are then taken to the currently exposed portion of the active cell, which is known as the working face.

Trucks empty their loads at the working face, where specially modified bulldozers spread and compact the waste, crushing it to eliminate air pockets and squeezing it into the smallest space possible.

LANDFILLS EARN REVENUES BY CHARGING HAULERS FOR each ton or cubic yard of waste brought to the landfill. Landfills may have a single tipping fee, or several, depending upon the type of waste and how much it can be compacted.

The more waste that can fit in a cell, the more money the landfill can earn. Airy wastes can often be compacted to less than half their transport size; wastes of greater density may be compacted by only a third; and some wastes, broken concrete for example, cannot be compacted at all.

In 1996, 57 Illinois landfills accepted more than 46 million cubic yards of solid wastes valued at more than \$437 million. A ranking of these facilities (Appendix C) finds the top 11 landfills received 61 percent of wastes. This unequal distribution of wastes creates a large difference between an average landfill, which would have accepted more than 809,000 cubic yards (about 245,000 tons) of wastes, and a median (middle) landfill, which would have received some 478,000 cubic yards (about 145,000 tons).

About \$1 million per acre

Developing a landfill requires enormous investments in land and equipment totaling millions of dollars, plus engineering expenses, fees to state and local governments, taxes, normal operating costs and further millions set aside for post-closure care. One industry rule of thumb says it takes about \$1 million an acre to design, build, permit and operate a landfill today.

Some of these expenditures become important sources of revenue supporting various solid-waste and recycling programs. State law allows local governments to charge landfills a solid-waste management fee of \$1.27 per ton on wastes landfilled within their borders. Because these fees can be spent only on waste-related activities, some counties have built large surpluses, which can buffer the effect of future landfill closings.

Landfill Tipping Fees

Landfill tipping fees multiplied by quantities of waste received provide a rough measure of earnings of Illinois landfills in 1996.

Total receipts of the 57 landfills that accepted wastes in 1996 exceeded \$437 million, or an average of \$7.7 million per facility. This total is an approximation and is for landfilling only; it does not include income from other waste-handling operations or services.

The average tipping fee of 31 landfills charging by weight was \$27.88 per ton. (Peoria Disposal Co., which charges \$100 a ton for disposal of hazardous waste, was excluded determining in this average.)

The average tipping fee of 22 landfills charging by volume was \$10.75 per cubic yard.

Illinois Landfills: Wastes Accepted in 1996 Versus 1995

Region	Landfills Accepting Wastes 1996 ¹	Wastes Accepted, Cu. Yds.		Yearly Change		1996 Wastes Share of State Total
		1996 ²	1995 ³	Cu. Yds.	Percent	
One: Northwestern Illinois	7	3,077,592	1,894,308	+ 1,183,284	+ 62.5%	6.7%
Two: Chicago Metropolitan	17	22,788,391	26,122,259	- 3,333,242	- 12.8	49.4
Three: Peoria/Quad Cities	11	5,555,920	4,899,331	+ 656,589	+ 13.4	12.0
Four: East Central Illinois	10	5,947,129	5,897,222	+ 359,207	+ 6.4	12.9
Five: West Central Illinois	4	2,452,158	2,070,742	+ 381,416	+ 18.4	5.3
Six: Metropolitan East St. Louis	5	4,826,993	4,953,284	- 126,291	- 2.5	10.5
Seven: Southern Illinois	3	1,486,023	1,596,316	- 110,293	- 6.9	3.2
Totals	57	46,134,206	47,124,162	- 989,956	- 2.1	

¹ Includes facilities that accepted municipal waste for less than full year.

² Includes 4,418,773 cubic yards of out-of-state wastes (9.6% of state total) accepted by 32 Illinois landfills during 1996.

³ Includes 4,331,520 cubic yards of out-of-state wastes (9.2% of state total) accepted by 35 Illinois landfills during 1995.

Introduction

Gate Cubic Yards and Tons

Illinois landfills are required to report to the Illinois EPA the quantities of wastes received during each calendar year. They must also calculate how much capacity remains available for future waste disposal.

These figures are submitted to the Agency on forms that call for answers in *gate* cubic yards, or the volume of waste entering the landfill's gate. Remaining capacities are expressed as *certified* gate cubic yards, meaning that the calculations have been certified as true and accurate by a licensed professional engineer. These numbers will be found in the landfill specification pages in each regional section.

The term *in-place* cubic yard is used to indicate wastes that have been compressed to a half or a third or a quarter of their original volume, depending on the degree of compaction achieved by the landfill.

Gate cubic yards can be difficult to visualize. To aid reader comprehension, we have divided gate cubic yards by an industry standard of 3.3 to achieve *approximate* tons.

Demands for capital and increasing technology requirements are among the reasons for the increasing privatization of the waste industry. Of the 77 landfills profiled in this report, 82 percent are privately owned and 92 percent are privately operated.

Section 4 of the Illinois Solid Waste Management Act requires the Agency to "publish a report regarding the projected disposal capacity available for solid waste in sanitary landfills. . . . Such reports shall present the data on an appropriate regional basis. . . [and] shall include an assessment of the life expectancy of each site."

This legislative mandate explains why the main body of this report is organized by seven Illinois EPA administrative regions, and why landfill capacity and life expectancy are emphasized in nearby tables and charts, and in text, tables, map symbology and landfill specification pages in the regional sections.

THE TABLE ON THE PREVIOUS PAGE SHOWS LANDFILLING statewide dipped 2.1 percent between 1995 to 1996. Landfills in Region Two (Metropolitan Chicago) absorbed nearly half of the state's municipal solid wastes, while disposal there fell by more than 3.3 million cubic yards, or nearly 13 percent. In sharp contrast, landfilling in Region One (Northwestern Illinois) soared nearly 63 percent, or by 1.2 million cubic yards.

The table below compares landfills' remaining capacities in "snapshots" taken Jan. 1, 1996, and Jan. 1, 1997. Total capacity fell nearly 62 million cubic yards year to year; 58.5 million cubic yards of that loss is from Region Two.

This table also shows, at least at a cursory level, how

Illinois Landfills: Remaining Capacities Jan. 1, 1997, Versus Jan. 1, 1996

Region	Landfills Reporting Capacity Jan. 1, 1997	Reported Capacity, Cu. Yds.		Yearly Change		1997 Capacity Share of State Total
		Jan. 1, 1997	Jan. 1, 1996	Cu. Yds.	Percent	
One: Northwestern Illinois	7	68,823,000	71,727,000	-2,904,000	-4.0%	16.7%
Two: Chicago Metropolitan	16	83,331,000 ¹	141,836,000	-58,505,000	-41.2	20.2
Three: Peoria/Quad Cities	11	66,436,000	75,964,000	-9,528,000	-12.5	16.1
Four: East Central Illinois	9	51,335,000	43,156,000	+8,179,000	+19.0	12.5
Five: West Central Illinois	5	68,169,000 ²	69,397,000	-1,228,000	-1.8	16.5
Six: Metropolitan East St. Louis	6	56,874,000	60,666,000	-3,792,000	-6.3	13.8
Seven: Southern Illinois	3	16,940,000	11,065,000	+5,875,000	+53.1	4.1
Totals	57	411,908,000	473,811,000	-61,903,000	-13.1	

¹ Includes 1,728,000 cu. yds. at Beecher Development Co. Landfill, which ceased taking waste July 18, 1996, but continues to report capacity.

² Includes 11,542,000 cu. yds. at Sangamon Valley Landfill, which by court order issued Feb. 27, 1995, is prohibited from accepting wastes.

regional ups and downs bear on the total capacity drop. One can see the capacity gain in Region Seven being nullified by losses in Regions Five and Six; and similarly the capacity gain in Region Four being erased by the capacity loss in Region Three; and finally, how combining capacity losses in Regions One and Two nearly match the almost 62-million-cubic-yard drop in statewide capacity.

Per capita views alter perspectives

Perhaps even more revealing is the table below, which views wastes disposed and landfill capacities on a per-capita basis. This table changes the perspective of Region Two's waste consumption from an exceptional 49 percent to a reasonable fewest-cubic-yards-per-capita (nearly a cubic yard below the statewide average). Region Two's landfill capacity per capita is the lowest of any region; however, this table warns that the region could run out of space by the turn of the century unless wastes are land-filled elsewhere or new capacity is added, or both.

Just as important, this table reveals that remaining capacities and landfill life expectancies in Illinois are generally good, especially in Regions One and Five. (Region Five, even after subtracting 11.5 million gate cubic yards of capacity tied up in a court-ordered closure of Springfield's Sangamon Valley Landfill, would still lead the state with 102 cubic yards of capacity per capita and 23 years of landfill life expectancy.)

The charts below illustrate there is no capacity crisis in Illinois, nor is one likely to occur. They show that while the number of active landfills fell sharply before leveling off in 1994, average landfill capacity, with the exception of the most recent year, has been growing, while quantities of wastes landfilled have remained in a narrow band

Wastes Disposed and Landfill Capacity Per Capita; Landfill Life Expectancy

Region	Estimated Population	Wastes Disposed, Cu. Yds.		Remaining Capacity, Cu. Yds.		Landfill Life Years ¹
		1996	Per Capita	Jan. 1, 1997	Per Capita	
One: Northwestern Illinois	770,000	3,077,592	4.0	68,823,000	89.4	22.4
Two: Chicago Metropolitan	7,743,000	22,788,391	2.9	83,331,000	10.8	3.7
Three: Peoria/Quad Cities	763,000	5,555,920	7.3	66,436,000	87.1	12.0
Four: East Central Illinois	850,000	5,947,129	7.0	51,335,000	60.4	8.6
Five: West Central Illinois	556,000	2,452,158	4.1	68,169,000	122.6	27.8
Six: Metropolitan East St. Louis	707,000	4,826,993	6.8	56,874,000	80.4	11.8
Seven: Southern Illinois	438,000	1,486,023	3.4	16,940,000	38.7	11.4
Totals	11,827,000	46,134,206	3.9	411,908,000	34.8	8.9

¹ Remaining capacity divided by wastes disposed. Tells how long a region may be served by local landfills at current disposal rates, barring capacity adjustments, until capacity is depleted.

Introduction

for the past 10 years.

Still, it's wise to remember, as with investments, past performance is not an indicator of future results.

Capacity increases since Jan. 1, 1997

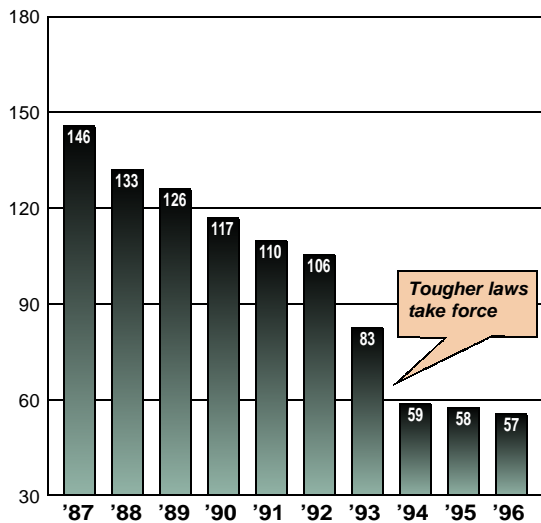
In a year that brought a 13-percent drop in landfill capacity, it is not surprising that 46 of 57 Illinois landfills had less space available on Jan. 1, 1997, than on Jan. 1, 1996. But as we've seen, landfill capacity in Illinois for the most

Landfill Capacity Is Abundant Despite Dwindling Number of Facilities

At the end of each year, Illinois landfills calculate how much waste they can accept in the future. This volume is known as remaining or available capacity, and is expressed in gate cubic yards, meaning waste received at the landfill's gate, before the waste is compacted. One industry rule of thumb says 10 gate cubic yards of waste can be compressed into 5 compacted cubic yards. Obviously, the greater the compaction, the more waste can be buried.

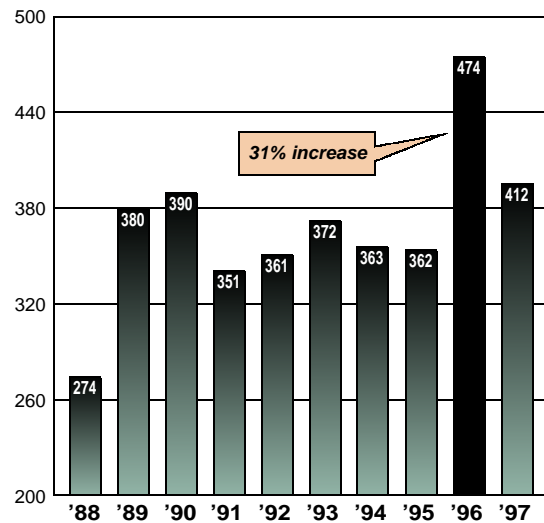
Tight Regulations Force Cutbacks ...

Active landfills accepting waste each year



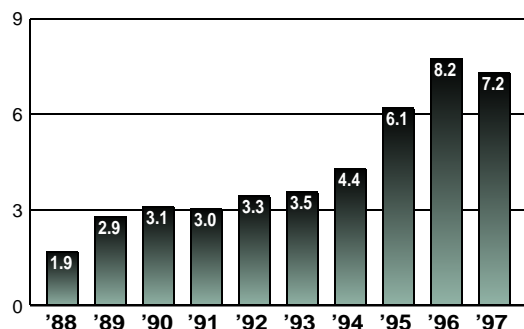
Pushing Survivors To Build Capacity

Available landfill space, millions of gate cubic yards



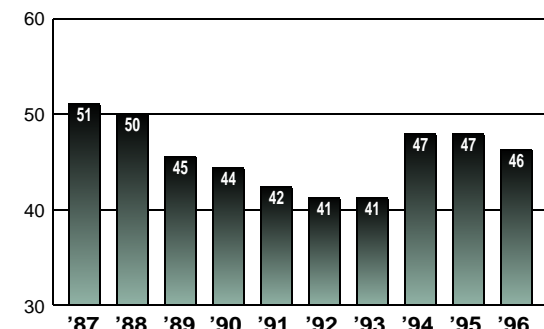
Average Landfill Capacity Grows ...

Millions of gate cubic yards



While Disposal Rates Stagnate

Wastes landfilled, millions of gate cubic yards



part has grown over the past 10 years, and that growth has come from two sources: expansions of existing facilities and development of new landfills.

To be added to the 411.9 million cubic yards of total capacity reported by Illinois landfills on Jan. 1, 1997, is 273.8 million cubic yards of *potential* capacity; of this total, 145.9 million cubic yards is attributable to expansions at eight existing landfills and 127.9 million cubic yards to seven new landfills and one reopened facility.

The word *potential* is emphasized because as you read this only a fraction of total capacity could be considered immediately available for waste disposal. Landfill cells are developed over time, as needed, and as construction seasons allow. Once this potential capacity becomes available, the landfills will report it as certified capacity.

The table below lists potential capacity increases at *existing* landfills that since Jan. 1, 1997, have received or will soon receive expansion permits from the Agency.

The table at the bottom of the page 10 provides potential capacity increases offered by *new* landfills; three of these facilities opened in early 1998 and four plan to open in late 1998 and early 1999.

Capacities listed in this table are for design airspace since these facilities did not report certified capacity in gate cubic yards on Jan. 1, 1997. (The lone exception is D & L Landfill, which was inactive during 1995, 1996 and most of 1997; its capacity is given in gate cubic yards.)

Airspace includes all wastes and all intermediate cover (soil or alternative materials spread atop the wastes at the end of each working day) and the landfill's final clay and topsoil cap.

Potential Capacity Increases Since Jan. 1, 1997: Expansions at Existing Facilities

Region	Landfill	Municipality	County	In-Place Cu. Yds.
Two: Chicago Metropolitan	Environtech Landfill	Morris	Grundy	13,000,000
Two: Chicago Metropolitan	Morris Community Landfill ¹	Morris	Grundy	1,000,000
Two: Chicago Metropolitan	River Bend Prairie Landfill ¹	Dolton	Cook	11,000,000
Three: Peoria/Quad Cities	Spoon Ridge Landfill ²	Fairview	Fulton	75,000,000
Four: East Central Illinois	Illinois Landfill	Hoopeston	Vermilion	15,000,000
Four: East Central Illinois	Livingston Landfill	Pontiac	Livingston	29,000,000
Four: East Central Illinois	Macon County Landfill	Decatur	Macon	1,500,000
Six: East St. Louis Metropolitan	Salem Municipal Landfill #2	Salem	Marion	404,000
Total				145,004,000

¹ Permit review expected to be completed by end of 1998; expansion permits granted to all other landfills.

² Temporarily ceased taking waste on June 30, 1998; facility expects to reopen in two or three years.

Introduction

Closings cut capacity. . .

A total of nine landfills shut their gates from early 1996 through mid-1998. Six of these facilities closed with little or no available capacity; three, however, did not.

Beecher Development Co. Landfill, in Will County, closed in July 1997; but on Jan. 1, 1997, the facility reported having 1.7 million cubic yards of capacity remaining.

Henry County Landfill #2 stopped taking wastes in August 1997, but reported having 1.1 million cubic yards of capacity, which may never become available should the facility elect to close permanently.

The operating permit of Watts Landfill, in Rock Island County, was revoked by the Illinois Pollution Control Board on Feb. 5, 1998, and the facility ceased accepting wastes on March 20, 1998. Watts may have had as much as 1 million cubic yards of capacity remaining, or as little as 500,000 cubic yards; in either event, it appears unlikely the facility will reopen.

So while most landfills attempt to close only after depleting all their available capacity, these recent experiences indicate this is not always so. As we have just seen, three landfills ceased operations, but it appears they contain from 3.3 million to 3.8 million cubic yards of available capacity.

From mid-1998 through the end of 2000, based on projections reported by the landfills themselves, 14 facilities expect to close. These closings, by EPA Region, are:

- ◆ Region One — two
- ◆ Region Two — seven

Potential Capacity Increases Since Jan. 1, 1997: New or Reopened Facilities

Region	Landfill	Municipality	County	Opening Date	Design Airspace ¹ Cu. Yds.
One: Northwestern Illinois	LandComp Landfill	Ottawa	LaSalle	1998-99 ²	11,400,000
One: Northwestern Illinois	Lee County Landfill	Dixon	Lee	1998-99 ²	13,000,000
One: Northwestern Illinois	Orchard Hills Landfill	Davis Junction	Ogle	1-12-98	28,000,000
Two: Chicago Metropolitan	Zion Landfill	Zion	Lake	1998-99 ²	12,000,000
Three: Peoria/Quad Cities	Peoria City/County Landfill #2	Edwards	Peoria	3-9-98	7,500,000
Six: Metropolitan East St. Louis	Cottonwood Hills RDF	Marissa	St. Clair	1998-99 ²	42,000,000
Six: Metropolitan East St. Louis	D & L Landfill	Greenville	Bond	10-31-97 ³	9,000,000
Seven: Southern Illinois	Lawrence County Disposal	Bridgeport	Lawrence	4-1-98	5,000,000
Total					127,900,000

¹ Includes space for waste, intermediate or daily cover and cap.

² Planned

³ Reopened; facility was inactive during 1995 and 1996; capacity is in gate cubic yards.

- ◆ Region Three — three
- ◆ Region Four — two.

No landfills in Regions Five, Six and Seven expect to close until 2001 or later.

. . . but the capacity glut continues to grow

While it's never safe to predict future events, it is possible to say that projections of capacity losses resulting from on-going waste disposal and premature landfill closures — offset by capacity gains coming from landfill expansions and the opening of new facilities — suggest that by early 1999, available capacity in Illinois could be as high as 480 million to 500 million cubic yards.

Sharp increases in waste disposal, or premature landfill closings, or slowdowns in landfill expansions and openings could lower this projection by many millions of cubic yards.

There currently exists a glut of landfill space that is causing contractions among the waste industry's major players. One of the more surprising examples recently occurred in Fulton County in west-central Illinois:

Spoon Ridge Landfill, near Fairview, is owned and operated by a unit of Browning-Ferris Industries Inc. In December 1997, the Illinois EPA granted Spoon Ridge a development permit that could allow it to become the state's largest landfill. Six months later, Browning-Ferris announced plans to temporarily close Spoon Ridge for a period of one to three years as part of a nationwide effort to control costs.

Company officials said they would use this time to develop necessary infrastructure and waste-hauling contracts in northeastern Illinois and southeastern Wisconsin. Success in these efforts could lead to the reopening of Spoon Ridge, and its eventual profitability.

Metro Chicago has two-thirds of state's transfer stations

Key to Spoon Ridge's return to business is the continued development of waste transfer stations in Region Two (Chicago Metropolitan) and elsewhere. Of the state's 60 active transfer stations, 40 are in Region Two, and 35 of these are in Cook County.

In 1996, Region Two's transfer stations handled 6.2 million tons of waste; 6.9 million tons of waste was landfilled in the region that year.

Unlike landfills, transfer stations need not report wastes

Who to Call for Help With Specific Waste Problems

The Illinois EPA supports a number of waste-disposal and -recycling efforts aimed at helping households and selected institutions safely dispose of household hazardous waste, scrap tires, leftover paint, used motor oil, educational hazardous waste, and more.

To obtain the latest information about these programs, or to learn the dates, times and locations of drop-off collections, please call one of the following:

- ◆ Dan Rion, at 217-782-9294, concerning household-hazardous-waste collections and what to do with waste paint;
- ◆ Rhett Rossi, at 217-782-9283, concerning used motor oil and educational hazardous waste;
- ◆ Tap Hefley, at 217-524-4655, concerning scrap tires;
- ◆ Kathleen Davis, at 217-782-9187, concerning used fluorescent and high-intensity-discharge lamps.

Introduction

handled to the Illinois EPA; however, as a public service, the Agency surveyed these facilities to determine the level of their waste-handling activities.

The role of transfer stations becomes more important every year, especially in Region Two, where the number of active landfills is expected to fall from 17 in 1996, to as few as eight after the turn of the century. By then the

Transfer Stations: Wastes Handled 1996

Region	Active Facilities	Tons
One: Northwestern Illinois	5	110,826
Two: Chicago Metropolitan	40	6,179,539
Three: Peoria/Quad Cities	2	11,170
Four: East Central Illinois	5	142,230
Five: West Central Illinois	3	164,864
Six: Metropolitan East St. Louis	2	87,435
Seven: Southern Illinois	3	80,910
Total	60	6,776,974

ratio of transfer stations to landfills in the region is likely to grow to 5:1, or to 6:1 or more.

In 1996, transfer stations handled 6.8 million tons of trash, or nearly 49 percent of wastes landfilled statewide. As the number of active landfills falls from 57 in 1996 to the mid-40s, or even the upper-30s, over the next decade, the number of transfer stations can be expected to grow, as will the portion of wastes they will handle.

Composting is growing by 13 percent a year

Landscape wastes were banned from Illinois landfills beginning July 1, 1990. Since then the number of active compost facilities has begun to approach the number of active landfills, and will exceed them in a few years.

As might be expected, composting is most popular in

Compost Facilities: Wastes Accepted 1996

Region	Active Facilities	Tons
One: Northwestern Illinois	7	48,634
Two: Chicago Metropolitan	20	164,603
Three: Peoria/Quad Cities	6	19,292
Four: East Central Illinois	5	18,034
Five: West Central Illinois	3	7,001
Six: Metropolitan East St. Louis	8	55,971
Seven: Southern Illinois	2	1,536
Total	51	315,071

Region Two, where 52 percent of the state's landscape wastes were processed.

Compost facilities report to the Agency each year the quantities of wastes accepted. In 1996, the state's compost facilities processed 315,071 tons of landscape wastes, a 13.4-percent gain over 1995's total of 277,804 tons.

Landscape wastes processed in 1996 represent only about 2 percent of total wastes landfilled in Illinois that year. While this percentage is small, it is important to note that composting kept more than 315,000 tons of wastes out of landfills; and a ton of waste not landfilled is a ton of landfill capacity preserved.

Delegated inspection program

The Illinois EPA has delegated inspection authority to 18 counties and the city of Chicago. This program takes advantage of additional manpower at the local level.

Delegation agreements authorize these agencies to conduct many of the duties that would otherwise have to be performed by the Illinois EPA field office: investigating suspected violations of land-pollution laws and reports of open dumping, and inspecting landfills, transfer stations and compost facilities permitted through the Agency's Bureau of Land. Inspections can also include industrial landfills and monofills (private facilities that do not accept municipal solid waste).

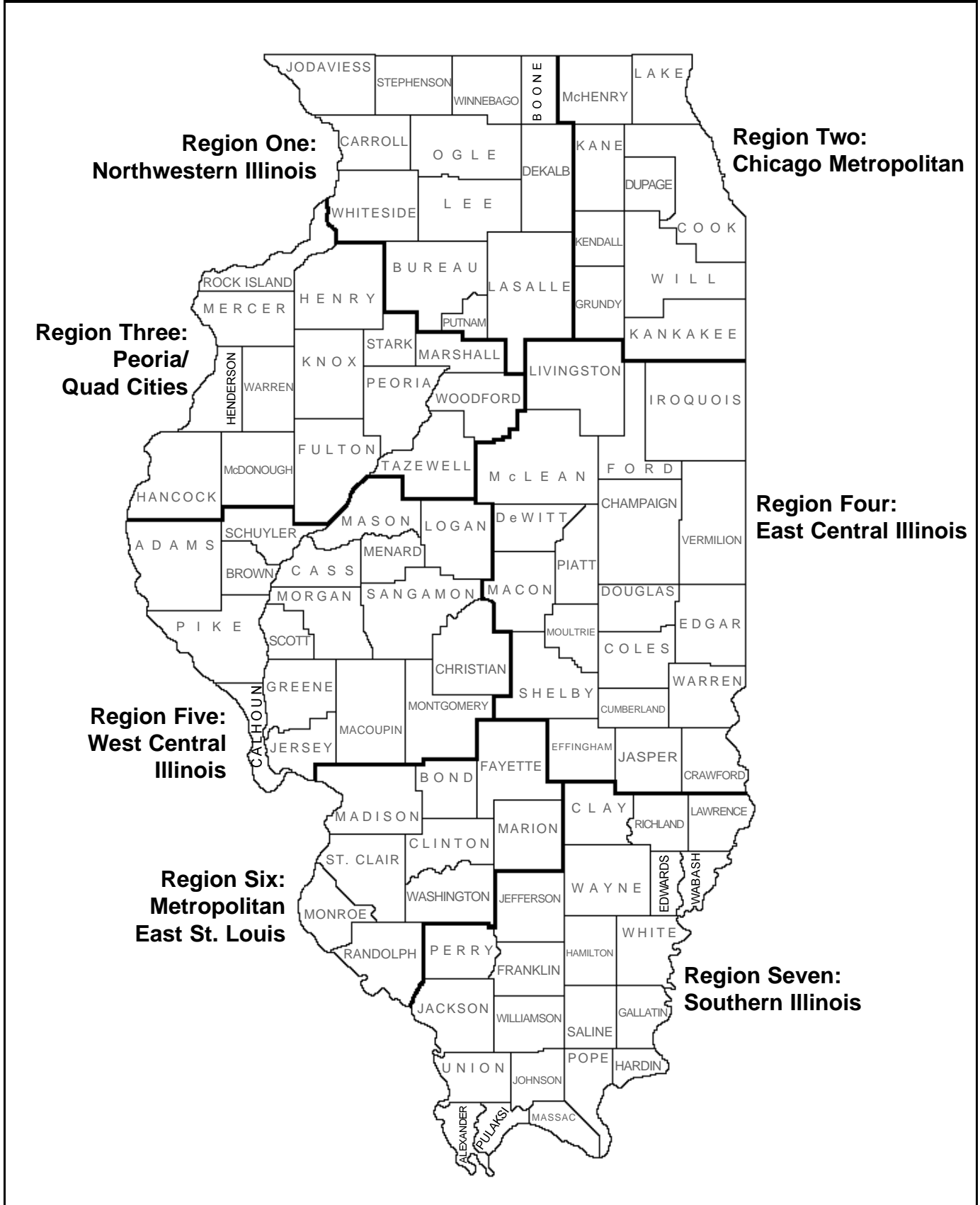
Nearly 1,200 inspections of pollution-control facilities and other sites were completed by delegated agencies during 1996. These efforts at the local level stimulate the regulated community to take all necessary steps to comply with environmental regulations. Also, prompt response by local authorities does much to curtail open dumping. ♦

Inspections Conducted in 1996 by Delegated Counties and City of Chicago

Region	Local Agencies	Active Landfills	Closed Landfills	Transfer Stations	Compost Facilities	Other	Total
One: Northwestern Illinois	2	34	16	15	7	21	93
Two: Chicago Metropolitan	6	183	47	149	111	78	568
Three: Peoria/Quad Cities	1	61	16	0	10	0	87
Four: East Central Illinois	2	5	1	0	3	0	9
Five: West Central Illinois	3	62	40	27	39	26	194
Six: Metropolitan East St. Louis	2	45	52	2	24	7	130
Seven: Southern Illinois	4	83	9	7	0	0	99
Totals	20	473	181	200	194	132	1,180

Introduction

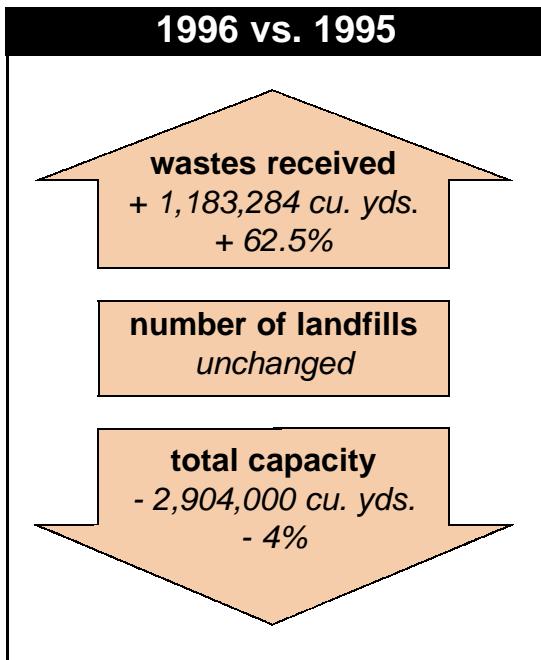
Illinois Environmental Protection Agency Administrative Regions



Landfills
Transfer Stations
Compost Facilities

Region One: Northwestern Illinois

1996 vs. 1995



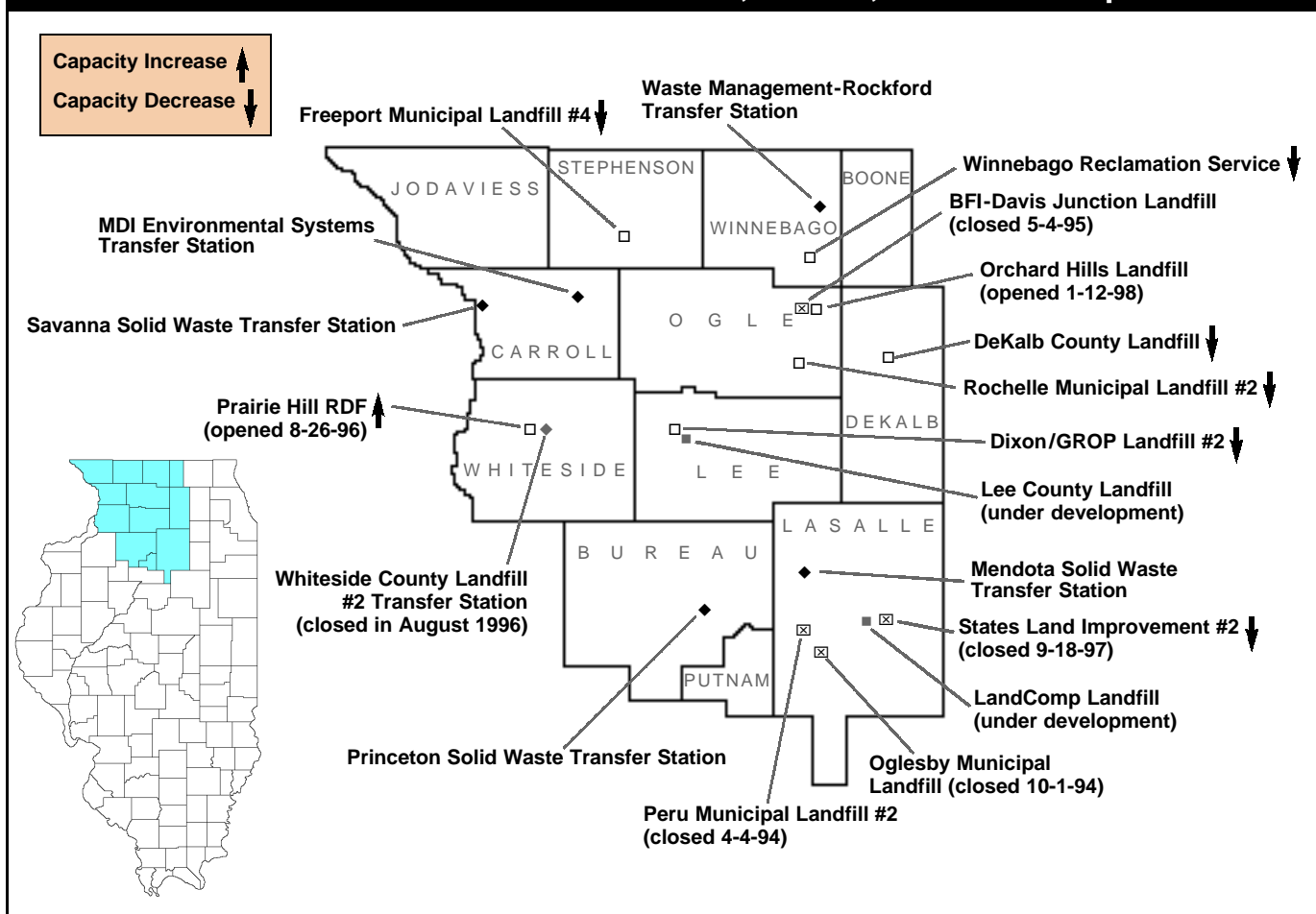
LANDFILLING IN REGION ONE ROSE 62.5 PERCENT between 1995 and 1996 — the greatest percentage increase by far among the four regions recording increases. (Three regions recorded declines.) Statewide, landfilling fell 2.1 percent during the same period.

Region One's seven active facilities received 3.1 million gate cubic yards of wastes in 1996 — or 1.2 million gate cubic yards more than in 1995.

Winnebago Reclamation Service, Rockford, and Prairie Hill Recycling and Disposal Facility (RDF), Morrison, absorbed 46 percent of Region One's wastes. This percentage would likely have been higher had Prairie Hill RDF been open for the entire year; this facility only began accepting wastes in August 1996.

DeKalb County Landfill and Freeport Municipal Landfill do not accept out-of county-wastes; these facilities showed decreases of 16 percent and 13 percent respectively in wastes received from 1995 to 1996.

Landfills and Transfer Stations: Active, Closed, Under Development



Region One: Northwestern Illinois

Region One landfills have not accepted any out-of-state wastes since BFI-Davis Junction Landfill closed in 1995.

Capacity declined slightly in 1996

Despite the 62.5-percent increase in wastes received, the region suffered only a mild 4 percent decline in remaining capacity, thanks to the opening of Prairie Hill RDF. Prairie Hill reported 50.5 million cubic yards of space available as of Jan. 1, 1997, making it first in the state in capacity rankings on that date.

Total capacity for the region's seven landfills reporting on Jan. 1, 1997, was 68.8 million gate cubic yards, which is 2.9 million gate cubic yards less than the amount reported on Jan. 1, 1996.

Three new landfills will boost Region One's capacity

Orchard Hills Landfill, Davis Junction, began taking wastes on Jan. 12, 1998. Although Orchard Hills did not submit a capacity certification form, its permit indicates a design capacity of 28 million airspace cubic yards. Airspace includes all wastes, all intermediate cover (soil spread atop wastes at the end of each working day) and the landfill's final clay and topsoil cap. Orchard Hills replaces BFI-Davis Junction Landfill.

LandComp Landfill, Ottawa, plans to open in the second half of 1998, or in the first half of 1999. It replaces, in terms of permitted disposal area, a facility one-fourth its size: States Land Improvement #2, also of Ottawa, which

Counties	12
Area (square miles)	7,371
Population (est.)	770,000
Landfill life expectancy	
Years remaining	22.4*
Landfills	
Active in 1996	7
Closed in 1994	2
Closed in 1995	1
Closed in 1997	1
Opened in 1998	1
Under Development	2
Transfer Stations	
Active in 1996	6
Closed in 1996	1
Compost facilities	
Active in 1996	7

* Total remaining capacity (from table below) divided by total wastes accepted. Tells how long the region may be served by local landfills at current disposal rates, barring capacity adjustments, until capacity is depleted.

Landfills: Wastes Accepted 1996; Remaining Capacities Jan. 1, 1997

	Municipality	County	Wastes		Capacity		Disp. Area Acres	Close Year	
			Cu. Yds.	Rank ¹	Cu. Yds.	Rank ²			
CLOSED	BFI-Davis Junction LF	Davis Junction	Ogle	0	NA	0	NA	63	1995
	DeKalb County Landfill	DeKalb	DeKalb	241,659	42	3,448,000	28	64	2011
	Dixon/GROP Landfill #2	Dixon	Lee	897,793	13	1,794,000	35	49	1998
	Freeport Municipal Landfill #4	Freeport	Stephenson	126,245	50	246,000	55	17	1998
	LandComp Landfill	Ottawa	LaSalle	UNDER DEVELOPMENT		0	NA	102	2027
	Lee County Landfill	Dixon	Lee	UNDER DEVELOPMENT		0	NA	142	2022
CLOSED	Oglesby Municipal LF	Oglesby	LaSalle	0	NA	0	NA	NA	1994
	Orchard Hills Landfill	Davis Junction	Ogle	NEW — OPENED 1-12-98		0	NA	175	2028
CLOSED	Peru Municipal LF #2	Peru	LaSalle	0	NA	0	NA	NA	1994
	Prairie Hill RDF	Morrison	Whiteside	431,263	31	50,538,000	1	229	2037
	Rochelle Municipal Landfill #2	Creston	Ogle	225,700	44	2,615,000	33	NA	2009
CLOSED	States Land Improv. #2	Ottawa	LaSalle	156,292	47	145,000	56	25	1997
	Winnebago Reclamation Service	Rockford	Winnebago	998,640	12	10,037,000	12	43	2007
Totals				3,077,592		68,823,000			

¹ Standing among 57 landfills that accepted wastes during 1996. ² Standing among 57 landfills that reported capacity as of Jan. 1, 1997.

Region One: Northwestern Illinois

Questions and Complaints

Illinois EPA Region One field office personnel investigate reports of suspected illegal waste disposal, and inspect the region's landfills, transfer stations and compost facilities, except in **LaSalle and Ogle counties**, where such activities have been delegated to local authorities.

Questions or complaints concerning pollution-control facilities, open dumping or other incidents should be directed to the office having jurisdiction over the site:

Illinois EPA
4302 N. Main St.
Rockford, Ill. 61103
Phone: 815-987-7706
Fax: 815-987-7005

LaSalle County Department of Environmental Services and Land Use
LaSalle County Courthouse
119 W. Madison, Room 400
Ottawa, Ill. 61350
Phone: 815-434-8666
Fax: 815-433-9303

Ogle County Solid Waste Management Department
104 S. Fifth St.
Oregon, Ill. 61061
Phone: 815-732-4020
Fax: 815-732-3709

ceased accepting wastes on Sept. 18, 1997.

Lee County Landfill, Dixon, is another new facility under development; it expects to receive an Agency permit allowing it to begin construction in the summer of 1998 and accepting wastes by late 1998 or early 1999. This facility will replace Dixon/GROP Landfill #2, which expects to be filled to capacity in the latter half of 1998. Freeport Municipal Landfill #4 also anticipates reaching capacity and closing by the end of 1998.

Delegated inspections in LaSalle and Ogle counties

The Illinois EPA has delegated inspection authority to the LaSalle County Department of Environmental Services and Land Use, and to the Ogle County Solid Waste Management Department.

Delegation agreements authorize these agencies to conduct many of the duties that would otherwise have to be performed by the Illinois EPA field office: investigating suspected violations of land-pollution laws and reports of open dumping, and inspecting landfills, transfer stations and compost facilities permitted through the Agency's Bureau of Land. (Inspections also include industrial landfills, or monofills, and landfills that closed prior to 1994; these facilities are not included in this report.)

Rockford dominated regional transfer station activity. . .

An Agency survey determined six transfer stations handled nearly 111,000 tons of municipal wastes in 1996, an

Transfer Stations: Wastes Handled 1996

	Municipality	County	Tons
MDI Env. Systems	Lanark	Carroll	21,000
Mendota Solid Waste	Mendota	LaSalle	NA
Princeton Solid Waste	Princeton	Bureau	13,000
Savanna Solid Waste	Savannah	Carroll	1,232
Waste Mgt.-Rockford	Roscoe	Winnebago	56,594
Whiteside Co. Landfill #2	Morrison	Whiteside	19,000
		Total	110,826

amount equivalent to some 12 percent of the wastes landfilled in the region. Waste Management's facility in Rockford processed 51 percent of the regional total.

. . . and composting, too

Region One's compost facilities reported processing more than 48,000 tons of landscape wastes in 1996. Disposal of landscape waste mixed with municipal waste in Illinois landfills has been prohibited since July 1, 1990; however, compost facilities are commonly located at landfills.

Region One: Northwestern Illinois

Compost Facilities: Wastes Accepted 1996

	Municipality	County	Tons
DeKalb County Landfill	DeKalb	DeKalb	12,816
Dixon/GROP Landfill #2	Dixon	Lee	937
Freeport Municipal LF #4	Freeport	Stephenson	3,077
Peru Municipal Landfill #2	Peru	LaSalle	987
Rockford Composting	Rockford	Winnebago	20,944
South Meridian Composting	Rockford	Winnebago	8,903
States Land Improvement	Ottawa	LaSalle	970
	Total		48,634

Average regional recycling rate remains healthy

The Agency does not regulate recycling nor is it required to obtain statistics. Nevertheless, as a public service, the Agency sought this information from county recycling coordinators, who reported recycling rates ranging from 7 to 44 percent.

Region One's overall recycling rate of 27 percent is a multiyear average rather than an average for 1996, because Boone County's data are for 1992 and Stephenson County's data are for 1995. ♦

Municipal Wastes Recycled

County	Latest Data	Waste Generated Tons	Waste Recycled	
			Tons	Percent
Boone	1992	23,248	5,207	22%
Bureau	1996	19,564	3,603	18%
Carroll ¹	1996	9,238	2,298	25%
DeKalb	1996	89,797	39,470	44%
JoDaviess ¹	1996	11,967	1,485	12%
LaSalle	1996	120,000	46,400	39%
Lee	1996	32,491	8,029	25%
Ogle	1996	38,405	9,595	25%
Putnam	1996	4,070	286	7%
Stephenson	1995	39,000	4,888	16%
Whiteside	1996	36,237	12,670	26%
Winnebago	1996	315,655	64,973	21%
Totals		739,672	198,904	27%²

¹ Has residential recycling ordinance.

² Regional average

Municipal Waste Management Plans

The Solid Waste Planning and Recycling Act requires all Illinois counties and the city of Chicago to develop, adopt and implement 20-year municipal waste management plans.

Plans include programs and recommendations to achieve solid waste management goals, which typically include waste reduction, recycling, incineration and landfilling as program options.

The law requires each plan to include a program to recycle 15 percent of municipal wastes by the end of the third year of the program and 25 percent of municipal wastes by the end of the fifth year.

Every five years each plan must identify changes in planning areas, evaluate progress in plan implementation and, if necessary, revise plan recommendations and goals. The county also has the option of updating its solid-waste generation rate. The plan is then submitted to the Illinois EPA for review and comment.

Questions concerning these plans and their availability should be directed to the appropriate local administrators listed in Appendix H.

Details concerning Region One landfills and transfer stations follow on pages R1.6 through R1.23.

BFI-Davis Junction Landfill



County	Ogle
Municipality	Davis Junction
Location	8900 Highway 251
Hours of operation	NA
Wastes accepted	Municipal, nonhazardous special
Tipping fee	NA
Owner	BFI of Illinois Inc.
Operator	BFI of Illinois Inc.

♦ Replaced by adjacent Orchard Hills Landfill in January 1998. See page R1.13.

Facility Facts

Identification number	141 821 0001
Design capacity, airspace cu. yds.	NA
Total permitted landfill area, acres	158
Permitted disposal area, acres	63
Highest permitted elevation, feet (msl)	785
Leachate monitoring stations	9
Groundwater monitoring wells	32
Methane collection system	Gas-to-energy
Years remaining	NA
Date opened – date closed	12-31-76 – 5-4-95

Wastes Received: 1994, 1995, 1996

	TOTAL WASTES ACCEPTED			OUT-OF-STATE WASTES ACCEPTED		
	gate cu. yds.	tons	tons/day	gate cu. yds.	tons	% of total
1994	338,705	102,638	395	1,798	545	<1
1995	87,150	26,409	102	710	215	<1
1996	0	0	0	0	0	0

Remaining Capacities: Jan. 1, 1996, and Jan. 1, 1997

1996 certified gate cu. yds. (tons)	0
1997 certified gate cu. yds. (tons)	0

Audits and Inspections

Solid Waste Mgt. Fees paid in 1996	NA
Last audited by Illinois EPA	NA
Facility inspected by	Ogle County Solid Waste Management Department

Contacts

Owner

BFI of Illinois Inc. ♦
 8900 Highway 251
 Davis Junction, Ill. 61020
 ☎ 815-874-9000

Operator

BFI of Illinois Inc.
 8900 Highway 251
 Davis Junction, Ill. 61020
 ☎ 815-874-9000

♦ A subsidiary of Browning-Ferris Industries Inc., 757 N. Eldridge, Houston, Texas 77079 • 281-870-8100

DeKalb County Landfill

County	DeKalb
Municipality	DeKalb
Location	18370 Somonauk Road
Hours of operation	Mon. – Fri.: 7 a.m. – 3:30 p.m.; 2nd Sat.: 7 a.m. – 11:30 a.m.
Wastes accepted	Municipal, nonhazardous special *
Tipping fee	\$31 per ton
Owner	Waste Management of Illinois Inc.
Operator	Waste Management of Illinois Inc..

* Generated within county; does not accept out-of-county wastes.

Facility Facts

Identification number	037 802 0001
Design capacity, airspace cu. yds.	NA
Total permitted landfill area, acres	245
Permitted disposal area, acres	64
Highest permitted elevation, feet (msl)	945
Leachate monitoring stations	2
Groundwater monitoring wells	17
Methane collection system	Flares
Years remaining, estimated by landfill	14
Year permitted – year expected to close	1974 – 2011

Wastes Received: 1994, 1995, 1996

	TOTAL WASTES ACCEPTED			OUT-OF-STATE WASTES ACCEPTED		
	gate cu. yds.	tons	tons/day	gate cu. yds.	tons	% of total
1994	278,285	84,329	324	0	0	0
1995	288,143	87,316	336	0	0	0
1996	241,659	73,230	282	0	0	0

Remaining Capacities: Jan. 1, 1996, and Jan. 1, 1997

1996 certified gate cu. yds. (tons)	4,478,000 (1,357,000)
1997 certified gate cu. yds. (tons)	3,448,000 (1,045,000)

Audits and Inspections

Solid Waste Mgt. Fees paid in 1996	\$80,783
Last audited by Illinois EPA	6-25-96
Facility inspected by	Illinois EPA, Rockford Regional Office

Contacts

Owner

Waste Management of Illinois Inc.
2 Westbrook Corporate Center, Suite 1000
Westchester, Ill. 60154

☎ 708-409-0700

Operator

Waste Management of Illinois Inc.
2 Westbrook Corporate Center, Suite 1000
Westchester, Ill. 60154

☎ 815-758-6906

Dixon/GROP Landfill #2 ♦

County	Lee
Municipality	Dixon
Location	1279 N. Bataan Road
Hours of operation	Mon. – Fri.: 6 a.m. – 4 p.m.; Sat.: 6 a.m. – noon
Wastes accepted	Municipal, nonhazardous special
Tipping fee	\$21.50 per ton
Owner	City of Dixon
Operator	Allied Waste Industries of Illinois Inc.

♦ To be replaced by Lee County Landfill, which plans to open in 1998 or 1999; see page R1.11.

Facility Facts

Identification number	103 801 0002
Design capacity, airspace cu. yds.	1,901,300
Total permitted landfill area, acres	90
Permitted disposal area, acres	48.6
Highest permitted elevation, feet (msl)	859
Leachate monitoring stations	3
Groundwater monitoring wells	35
Methane collection system	Flares
Years remaining, estimated by landfill	1
Year opened – year expected to close	1980 – 1998

Wastes Received: 1994, 1995, 1996

	TOTAL WASTES ACCEPTED			OUT-OF-STATE WASTES ACCEPTED		
	gate cu. yds.	tons	tons/day	gate cu. yds.	tons	% of total
1994	541,471	164,082	631	0	0	0
1995	706,773	214,174	824	0	0	0
1996	897,793	272,059	1,046	0	0	0

Remaining Capacities: Jan. 1, 1996, and Jan. 1, 1997

1996 certified gate cu. yds. (tons)	2,639,000 (800,000)
1997 certified gate cu. yds. (tons)	1,794,000 (544,000)

Audits and Inspections

Solid Waste Mgt. Fees paid in 1996	\$244,902
Last audited by Illinois EPA	5-21-96
Facility inspected by	Illinois EPA, Rockford Regional Office

Contacts

Owner

City of Dixon
121 W. Second St.
Dixon, Ill. 61021
☎ 815-288-1485

Operator

Allied Waste Industries of Illinois Inc. ♦
1279 N. Bataan Road
Dixon, Ill. 61021
☎ 815-288-4607

♦ A subsidiary of Allied Waste Industries Inc., 15880 N. Greenway Hayden Luke, Suite 1000, Scottsdale, Ariz. 85260 • 602-423-2946. Regional office: 3837 W. 127th St., Alsip, Ill. 60803 • 708-824-3060

Freeport Municipal Landfill #4

County	Stephenson
Municipality	Freeport
Location	2133 S. Walnut Road
Hours of operation	Mon. – Fri.: 7 a.m. – 3 p.m.; Sat.: 7 a.m. – noon
Wastes accepted	Municipal, nonhazardous special *
Tipping fee	\$35 per ton
Owner	City of Freeport
Operator	City of Freeport

* Generated within county; does not accept out-of-county wastes.

Facility Facts

Identification number	177 020 0015
Design capacity, airspace cu. yds.	NA
Total permitted landfill area, acres	33
Permitted disposal area, acres	17
Highest permitted elevation, feet (msl)	855
Leachate monitoring stations	2
Groundwater monitoring wells	10
Methane collection system	None
Years remaining, estimated by landfill	1
Year opened – year expected to close	1987 – 1998

Wastes Received: 1994, 1995, 1996

	TOTAL WASTES ACCEPTED			OUT-OF-STATE WASTES ACCEPTED		
	gate cu. yds.	tons	tons/day	gate cu. yds.	tons	% of total
1994	139,123	42,158	162	0	0	0
1995	145,519	44,097	170	0	0	0
1996	126,245	38,256	147	0	0	0

Remaining Capacities: Jan. 1, 1996, and Jan. 1, 1997

1996 certified gate cu. yds. (tons)	567,000 (172,000)
1997 certified gate cu. yds. (tons)	246,000 (75,000)

Audits and Inspections

Solid Waste Mgt. Fees paid in 1996	\$25,000
Last audited by Illinois EPA	12-2-97
Facility inspected by	Illinois EPA, Rockford Regional Office

Contacts

Owner

City of Freeport
230 W. Stephenson St.
Freeport, Ill. 61032
☎ 815-235-8204
815-232-3821

Operator

City of Freeport
230 W. Stephenson St.
Freeport, Ill. 61032
☎ 815-235-8204
815-232-3821

LandComp Landfill

County	LaSalle
Municipality	Ottawa
Location	Buffalo Rock Road
Hours of operation	NA
Wastes accepted	Municipal, nonhazardous special
Tipping fee	NA
Owner	LandComp Corp.
Operator	LandComp Corp.

Facility Facts

Identification number	099 080 8103
Design capacity, airspace cu. yds.	11,400,000
Total permitted landfill area, acres	185
Permitted disposal area, acres	102
Highest permitted elevation, feet (msl)	670
Leachate monitoring stations	13
Groundwater monitoring wells	34
Methane collection system	Gas-to-energy (planned)
Years remaining, estimated by landfill	29 [♦]
Year expected to open – close	1998 – 2027 [♦]

UNDER DEVELOPMENT

[♦] Development permit issued September 1997; lifetime based on 1998 opening; facility may not open until 1999.

Wastes Received: 1994, 1995, 1996

	TOTAL WASTES ACCEPTED			OUT-OF-STATE WASTES ACCEPTED		
	gate cu. yds.	tons	tons/day	gate cu. yds.	tons	% of total
1994	0	0	0	0	0	0
1995	0	0	0	0	0	0
1996	0	0	0	0	0	0

Remaining Capacities: Jan. 1, 1996, and Jan. 1, 1997

1996 certified gate cu. yds. (tons)	0
1997 certified gate cu. yds. (tons)	0

Audits and Inspections

Solid Waste Mgt. Fees paid in 1996	NA
Last audited by Illinois EPA	NA
Facility inspected by	LaSalle Co. Dept. of Environmental Services & Land Use

Contacts

Owner

LandComp Corp.
Box 520
Ottawa, Ill. 61350
☎ 815-434-1808

Operator

LandComp Corp.
Box 520
Ottawa, Ill. 61350
☎ 815-434-1808

Lee County Landfill ♦

County	Lee
Municipality	Dixon
Location	1229 N. Bataan Road
Hours of operation	NA
Wastes accepted	Municipal, nonhazardous special
Tipping fee	NA
Owner	Lee County Landfill Inc. ♦♦
Operator	Lee County Landfill Inc.

♦ Replaces Dixon/GROP Landfill; see page R1.8. ♦♦ A subsidiary of Allied Waste Industries of Illinois Inc.

Facility Facts

Identification number	103 020 5220
Design capacity, airspace cu. yds.	13,000,000
Total permitted landfill area, acres	223
Permitted disposal area, acres	142
Highest permitted elevation, feet (msl)	869
Leachate monitoring stations	NA
Groundwater monitoring wells	NA
Methane collection system	None, will monitor for methane gas
Years remaining, estimated by landfill	21 ♦
Year expected to open – close	1998 – 2022 ♦

UNDER DEVELOPMENT

♦ Development permit expected in mid-1998; facility expects to begin accepting waste in 1998 or 1999.

Wastes Received: 1994, 1995, 1996

	TOTAL WASTES ACCEPTED			OUT-OF-STATE WASTES ACCEPTED		
	gate cu. yds.	tons	tons/day	gate cu. yds.	tons	% of total
1994	0	0	0	0	0	0
1995	0	0	0	0	0	0
1996	0	0	0	0	0	0

Remaining Capacities: Jan. 1, 1996, and Jan. 1, 1997

1996 certified gate cu. yds. (tons)	0
1997 certified gate cu. yds. (tons)	0

Audits and Inspections

Solid Waste Mgt. Fees paid in 1996	NA
Last audited by Illinois EPA	NA
Facility inspected by	Illinois EPA, Rockford Regional Office

Contacts

Owner

Lee County Landfill Inc. ♦
 935 W. 175th St.
 Homewood, Ill. 60430
 ☎ 708-957-4600

Operator

Lee County Landfill Inc. ♦
 1279 N. Bataan Road
 Dixon, Ill. 61021
 ☎ 815-288-4607

♦ A subsidiary of Allied Waste Industries of Illinois Inc., a subsidiary of Allied Waste Industries Inc., 15880 N. Greenway Hayden Luke, Suite 1000, Scottsdale, Ariz. 85260 • 602-423-2946

Oglesby Municipal Landfill

County	LaSalle
Municipality	Oglesby
Location	1200 E. Walnut St.
Hours of operation	NA
Wastes accepted	Municipal
Tipping fee	NA
Owner	City of Oglesby
Operator	City of Oglesby

CLOSED

Facility Facts

Identification number	099 070 0001
Design capacity, airspace cu. yds.	NA
Total permitted landfill area, acres	NA
Permitted disposal area, acres	NA
Highest permitted elevation, feet (msl)	NA
Leachate monitoring stations	NA
Groundwater monitoring wells	7
Methane collection system	None
Years remaining	NA
Year opened – date closed	1975 – 10-1-94

Wastes Received: 1994, 1995, 1996

	TOTAL WASTES ACCEPTED			OUT-OF-STATE WASTES ACCEPTED		
	gate cu. yds.	tons	tons/day	gate cu. yds.	tons	% of total
1994	6,498	1,969	8	0	0	0
1995	0	0	0	0	0	0
1996	0	0	0	0	0	0

Remaining Capacities: Jan. 1, 1996, and Jan. 1, 1997

1996 certified gate cu. yds. (tons)	0
1997 certified gate cu. yds. (tons)	0

Audits and Inspections

Solid Waste Mgt. Fees paid in 1996	NA
Last audited by Illinois EPA	NA
Facility inspected by	LaSalle Co. Dept. of Environmental Services & Land Use

Contacts

Owner

City of Oglesby
128 W. Walnut St.
Oglesby, Ill. 61348
☎ 815-883-3389

Operator

City of Oglesby
128 W. Walnut St.
Oglesby, Ill. 61348
☎ 815-883-3389

Orchard Hills Landfill



County	Ogle
Municipality	Davis Junction
Location	8290 Highway 251
Hours of operation	Mon. – Fri.: 6 a.m. – 6 p.m.; Sat.: 6 a.m. – noon
Wastes accepted	Municipal, nonhazardous special
Tipping fee	NA
Owner	BFI of Illinois Inc.
Operator	BFI of Illinois Inc.

* Began taking wastes on 1-12-98; replaces BFI-Davis Junction Landfill, which closed 5-4-95 (page R1.6).

Facility Facts

Identification number	141 017 5005
Design capacity, airspace cu. yds.	28,000,000
Total permitted landfill area, acres	333
Permitted disposal area, acres	175
Highest permitted elevation, feet (msl)	881.5
Leachate monitoring stations	9
Groundwater monitoring wells	42
Methane collection system	None
Years remaining, estimated by landfill	30
Year opened – year expected to close	1998 – 2028

Wastes Received: 1994, 1995, 1996

	TOTAL WASTES ACCEPTED			OUT-OF-STATE WASTES ACCEPTED		
	gate cu. yds.	tons	tons/day	gate cu. yds.	tons	% of total
1994	0	0	0	0	0	0
1995	0	0	0	0	0	0
1996	0	0	0	0	0	0

Remaining Capacities: Jan. 1, 1996, and Jan. 1, 1997

1996 certified gate cu. yds. (tons)	0
1997 certified gate cu. yds. (tons)	0

Audits and Inspections

Solid Waste Mgt. Fees paid in 1996	NA
Last audited by Illinois EPA	NA
Facility inspected by	Ogle County Health Department

Contacts

Owner

BFI of Illinois Inc. *
8290 Highway 251
Davis Junction, Ill. 61020
☎ 815-874-9000

Operator

BFI of Illinois Inc.
8290 Highway 251
Davis Junction, Ill. 61020
☎ 815-874-9000

* A subsidiary of Browning-Ferris Industries Inc., 757 N. Eldridge, Houston, Texas 77079 • 281-870-8100

Peru Municipal Landfill #2

County	LaSalle
Municipality	Peru
Location	Route 251 and Ben Samek Road
Hours of operation	NA
Wastes accepted	Municipal
Tipping fee	NA
Owner	City of Peru
Operator	City of Peru

CLOSED

Facility Facts

Identification number	099 085 0002
Design capacity, airspace cu. yds.	NA
Total permitted landfill area, acres	NA
Permitted disposal area, acres	NA
Highest permitted elevation, feet (msl)	NA
Leachate monitoring stations	NA
Groundwater monitoring wells	8
Methane collection system	None
Years remaining	NA
Date opened – date closed	11-30-74 – 4-4-94 (closure certified 10-8-94)

Wastes Received: 1994, 1995, 1996

	TOTAL WASTES ACCEPTED			OUT-OF-STATE WASTES ACCEPTED		
	gate cu. yds.	tons	tons/day	gate cu. yds.	tons	% of total
1994	49,485	14,996	58	0	0	0
1995	0	0	0	0	0	0
1996	0	0	0	0	0	0

Remaining Capacities: Jan. 1, 1996, and Jan. 1, 1997

1996 certified gate cu. yds. (tons)	0
1997 certified gate cu. yds. (tons)	0

Audits and Inspections

Solid Waste Mgt. Fees paid in 1996	NA
Last audited by Illinois EPA	NA
Facility inspected by	LaSalle Co. Dept. of Environmental Services & Land Use

Contacts

Owner
 City of Peru
 706 Putnam St.
 Peru, Ill. 61354
 ☎ 815-223-2962

Operator
 City of Peru
 706 Putnam St.
 Peru, Ill. 61354
 ☎ 815-223-2962

Prairie Hill Recycling and Disposal Facility

County	Whiteside
Municipality	Morrison
Location	18762 Lincoln Road
Hours of operation	Mon. – Fri.: 7 a.m. – 4 p.m.; Sat.: 7 a.m. – noon
Wastes accepted	Municipal
Tipping fee	\$19 per ton
Owner	Whiteside County
Operator	Waste Management of Illinois Inc.

Facility Facts

Identification number	195 035 0014
Design capacity, airspace cu. yds.	28,300,000
Total permitted landfill area, acres	423
Permitted disposal area, acres	229
Highest permitted elevation, feet (msl)	877
Leachate monitoring stations	31
Groundwater monitoring wells	41
Methane collection system	None
Years remaining, estimated by landfill	40
Date opened – year expected to close	8-26-96 – 2037

Wastes Received: 1994, 1995, 1996

	TOTAL WASTES ACCEPTED			OUT-OF-STATE WASTES ACCEPTED		
	gate cu. yds.	tons	tons/day	gate cu. yds.	tons	% of total
1994	0	0	0	0	0	0
1995	0	0	0	0	0	0
1996	431,263	130,686	1,452 *	0	0	0

* Began accepting waste 8-26-96; tons/day based on 90 days of operation, not industry standard 260 days.

Remaining Capacities: Jan. 1, 1996, and Jan. 1, 1997

1996 certified gate cu. yds. (tons)	49,808,000 (15,093,000)
1997 certified gate cu. yds. (tons)	50,538,000 (15,315,000)

Audits and Inspections

Solid Waste Mgt. Fees paid in 1996	\$113,891
Last audited by Illinois EPA	12-16-97
Facility inspected by	Illinois EPA, Rockford Regional Office

Contacts

Owner

Whiteside County
200 E. Knox St.
Morrison, Ill. 61270
☎ 815-772-7654

Operator

Waste Management of Illinois Inc.
18762 Lincoln Road
Morrison, Ill. 61270
☎ 815-772-7308

Rochelle Municipal Landfill #2

County	Ogle
Municipality	Creston, Dement Township
Location	6513 Mulford Road
Hours of operation	Mon. – Fri.: 7 a.m. – 3:30 p.m.; Sat.: 7 a.m. – 11 a.m.
Wastes accepted	Municipal, nonhazardous special
Tipping fee	\$45 per ton
Owner	City of Rochelle
Operator	Rochelle Waste Disposal LLC

Facility Facts

Identification number	141 803 0020
Design capacity, airspace cu. yds.	NA
Total permitted landfill area, acres	81
Permitted disposal area, acres	NA
Highest permitted elevation, feet (msl)	873
Leachate monitoring stations	6
Groundwater monitoring wells	14
Methane collection system	None
Years remaining, estimated by landfill	12
Date opened – year expected to close	6-30-72 – 2009

Wastes Received: 1994, 1995, 1996

	TOTAL WASTES ACCEPTED			OUT-OF-STATE WASTES ACCEPTED		
	gate cu. yds.	tons	tons/day	gate cu. yds.	tons	% of total
1994	266,194	80,665	310	0	0	0
1995	137,591	41,694	160	0	0	0
1996	225,700	68,394	263	0	0	0

Remaining Capacities: Jan. 1, 1996, and Jan. 1, 1997

1996 certified gate cu. yds. (tons)	3,554,000 (1,077,000)
1997 certified gate cu. yds. (tons)	2,615,000 (792,000)

Audits and Inspections

Solid Waste Mgt. Fees paid in 1996	\$51,635
Last audited by Illinois EPA	5-7-96
Facility inspected by	Ogle County Solid Waste Management Department

Contacts

Owner

City of Rochelle
Sixth Street and Fifth Avenue
Rochelle, Ill. 61068
☎ 815-562-6772

Operator

Rochelle Waste Disposal LLC
1101 S. Seventh St.
Rochelle, Ill. 61068
☎ 815-384-4251

States Land Improvement #2

County	LaSalle
Municipality	Ottawa
Location	Koenig Road
Hours of operation	NA
Wastes accepted	Municipal, nonhazardous special
Tipping fee	\$9.70 per cubic yard
Owner	States Land Improvement Corp.
Operator	States Land Improvement Corp.

CLOSED

Facility Facts

Identification number	099 080 0017
Design capacity, airspace cu. yds.	NA
Total permitted landfill area, acres	38
Permitted disposal area, acres	25
Highest permitted elevation, feet (msl)	584
Leachate monitoring stations	2
Groundwater monitoring wells	9
Methane collection system	Gas-to-energy (installation planned for early 1998)
Years remaining	NA
Date opened – date closed	10-31-84 – 9-18-97

Wastes Received: 1994, 1995, 1996

	TOTAL WASTES ACCEPTED			OUT-OF-STATE WASTES ACCEPTED		
	gate cu. yds.	tons	tons/day	gate cu. yds.	tons	% of total
1994	251,014	76,065	293	0	0	0
1995	153,608	46,548	179	0	0	0
1996	156,292	47,361	182	0	0	0

Remaining Capacities: Jan. 1, 1996, and Jan. 1, 1997

1996 certified gate cu. yds. (tons)	355,000 (108,000)
1997 certified gate cu. yds. (tons)	145,000 (44,000)

Audits and Inspections

Solid Waste Mgt. Fees paid in 1996	\$25,827
Last audited by Illinois EPA	3-12-96
Facility inspected by	LaSalle Co. Dept. of Environmental Services & Land Use

Contacts

Owner

States Land Improvement Corp.
Box 520
Ottawa, Ill. 61350
☎ 815-434-1808

Operator

States Land Improvement Corp.
Box 520
Ottawa, Ill. 61350
☎ 815-434-1808

Winnebago Reclamation Service

County	Winnebago
Municipality	Rockford
Location	8403 Lindenwood Road
Hours of operation	Mon. – Fri.: 6:30 a.m. – 3:30 p.m.; Sat.: 8 a.m. – 11 a.m.
Wastes accepted	Municipal, nonhazardous special
Tipping fee	\$58 per ton
Owner	Winnebago Reclamation Service Inc.
Operator	Winnebago Reclamation Service Inc.

Facility Facts

Identification number	201 808 0001
Design capacity, airspace cu. yds.	NA
Total permitted landfill area, acres	235
Permitted disposal area, acres	43 (seeking expansion to 70)
Highest permitted elevation, feet (msl)	865
Leachate monitoring stations	6
Groundwater monitoring wells	45
Methane collection system	Gas-to-energy
Years remaining, estimated by landfill	10
Date opened – year expected to close	4-30-72 – 2007

Wastes Received: 1994, 1995, 1996

	TOTAL WASTES ACCEPTED			OUT-OF-STATE WASTES ACCEPTED		
	gate cu. yds.	tons	tons/day	gate cu. yds.	tons	% of total
1994	276,840	83,891	323	0	0	0
1995	375,524	113,795	438	0	0	0
1996	998,640	302,618	1,164	0	0	0

Remaining Capacities: Jan. 1, 1996, and Jan. 1, 1997

1996 certified gate cu. yds. (tons)	10,327,000 (3,129,000)
1997 certified gate cu. yds. (tons)	10,037,000 * (3,042,000)

* Includes 1.8-million airspace-cubic-yard expansion; permit issued 8-22-96.

Audits and Inspections

Solid Waste Mgt. Fees paid in 1996	\$258,914
Last audited by Illinois EPA	8-6-96
Facility inspected by	Illinois EPA, Rockford Regional Office

Contacts

Owner

Winnebago Reclamation Service Inc.
8403 Lindenwood Road
Rockford, Ill. 61109
☎ 815-874-4806

Operator

Winnebago Reclamation Service Inc.
8403 Lindenwood Road
Rockford, Ill. 61109
☎ 815-874-4806

MDI Environmental Systems Transfer Station

County	Carroll
Municipality	Lanark
Location	Route 64 and Shannon Road
Hours of operation	Mon. – Fri.: 7 a.m. – 3:30 p.m.
Wastes accepted	Municipal, recyclables
Tipping fee	\$40 per ton
Owner	Moring Disposal Inc.
Operator	MDI Environmental Systems

Facility Facts

Identification number	015 010 0001
Opened, year	1994
Facility inspected by	Illinois EPA, Rockford Regional Office

Wastes Received: 1996

Tons per year	21,000
Tons per day (average)	81

Contacts

Owner

Moring Disposal Inc.
104 S. Ash St.
Forreston, Ill. 61030
☎ 815-938-3602

Operator

MDI Environmental Systems
Rural Route 1, Box 204A
Lanark, Ill. 61046
☎ 815-493-6331

Mendota Solid Waste Transfer Station

County	LaSalle
Municipality	Mendota
Location	First Avenue, behind fairgrounds
Hours of operation	Mon. – Sat.: 6 a.m. – 4:30 p.m.
Wastes accepted	Municipal *
Tipping fee	NA
Owner	City of Mendota
Operator	Waste Management of Illinois Inc.

* City-generated wastes only.

Facility Facts

Identification number	099 055 0013
Opened, year	1991
Facility inspected by	LaSalle Co. Dept. of Environmental Services & Land Use

Wastes Received: 1996

Tons per year	NA
Tons per day	NA

Contacts

Owner

City of Mendota
607 Eighth Ave.
Mendota, Ill. 61342
☎ 815-539-7459

Operator

Waste Management of Illinois Inc.
2 Westbrook Corporate Center, Suite 1000
Westchester, Ill. 60154
☎ 708-409-0700

Princeton Solid Waste Transfer Station

County	Bureau
Municipality	Princeton
Location	101 Peggy Lane
Hours of operation	Mon. – Fri.: 7 a.m. – 3:30 p.m.; Sat.: 8 a.m. – noon
Wastes accepted	Municipal, recyclables
Tipping fee	\$40 per ton
Owner	City of Princeton
Operator	Princeton Solid Waste Management

Facility Facts

Identification number	011 085 0012
Opened, year	1993
Facility inspected by	Illinois EPA, Rockford Regional Office

Wastes Received: 1996

Tons per year	13,000
Tons per day	50

Contacts

Owner

City of Princeton
2 S. Main St.
Princeton, Ill. 61356
☎ 815-875-2631

Operator

City of Princeton
2 S. Main St.
Princeton, Ill. 61356
☎ 815-875-1682

Savanna Solid Waste Transfer Station

County	Carroll
Municipality	Savanna
Location	Chamber of Commerce Industrial Park, Portland Avenue
Hours of operation	Tue. – Wed.: 8 a.m. – 11:30 a.m.; Sat.: 8 a.m. – noon
Wastes accepted	Municipal, landscape, recyclables
Tipping fee	\$43 per ton
Owner	City of Savanna
Operator	City of Savanna

Facility Facts

Identification number	015 025 0005
Opened, year	1990
Facility inspected by	Illinois EPA, Rockford Regional Office

Wastes Received: 1996

Tons per year	1,232
Tons per day	8

Contacts

Owner
City of Savanna
101 Main St.
Savanna, Ill. 61074
☎ 815-273-2251

Operator
City of Savanna
101 Main St.
Savanna, Ill. 61074
☎ 815-273-2251

Waste Management-Rockford Transfer Station

County	Winnebago
Municipality	Roscoe
Location	13125 N. Second St.
Hours of operation	Mon. – Sat.: 4:30 a.m. – 6 p.m.
Wastes accepted	Municipal, landscape
Tipping fee	NA
Owner	Waste Management of Wisconsin Inc.
Operator	Waste Management of Wisconsin Inc.

Facility Facts

Identification number	201 040 0008
Opened, year	1984
Facility inspected by	Illinois EPA, Rockford Regional Office

Wastes Received: 1996

Tons per year	56,594
Tons per day	218

Contacts

Owner

Waste Management of Wisconsin Inc.
West 124 North, 8925 Boundary Road
Menomonee Falls, Wis. 53051

☎ 414-251-4000

Operator

Waste Management of Wisconsin Inc.
13125 N. Second St.
Roscoe, Ill. 61073

☎ 815-389-6180

Whiteside County Landfill #2 Transfer Station

CLOSED

County	Whiteside
Municipality	Morrison
Location	18525 Lincoln Road
Hours of operation	NA ♦
Wastes accepted	Municipal
Tipping fee	\$25 per ton
Owner	Whiteside County
Operator	Waste Management of Illinois Inc.

♦ Facility closed in August 1996.

Facility Facts

Identification number	195 814 0003
Opened, year	1983
Facility inspected by	Illinois EPA, Rockford Regional Office

Wastes Received: 1996

Tons per year	19,000
Tons per day	73

Contacts

Owner

Whiteside County
18819 Lincoln Road
Morrison, Ill. 61270
☎ 815-772-7308

Operator

Waste Management of Illinois Inc.
18525 Lincoln Road
Morrison, Ill. 61270
☎ 815-772-7308

Landfills
Transfer Stations
Compost Facilities

Region Two: Chicago Metropolitan

1996 vs. 1995

wastes received
- 3,333,242 cu. yds.
- 12.8%

number of landfills
- 5

total capacity
- 58,505,000 cu. yds.
- 41.2%

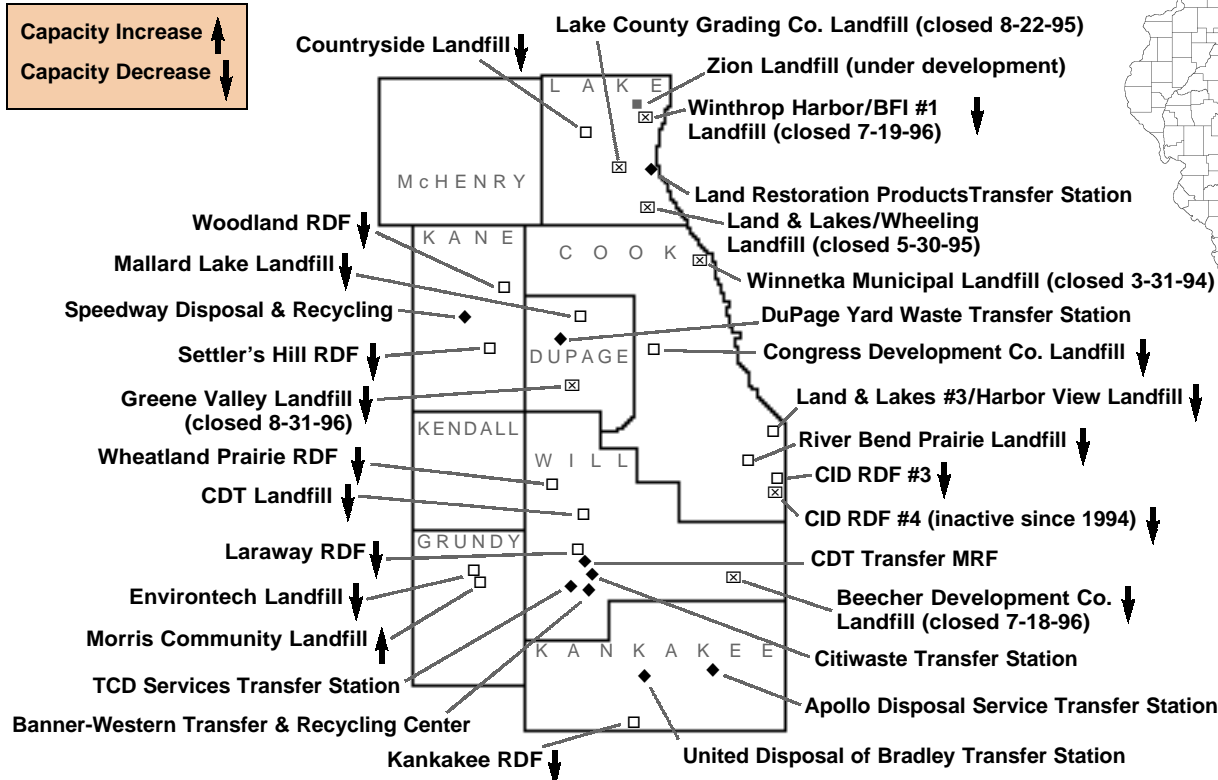
EVEN THOUGH THE VOLUME OF SOLID WASTES BURIED IN Region Two dipped nearly 13 percent from the previous year, landfilling remained big in metropolitan Chicago in 1996: The region's 17 landfills received 22.8 million gate cubic yards of wastes (about 6.9 million tons) — which amounted to nearly half of all wastes landfilled in Illinois that year.

Significantly, four-fifths of these wastes were deposited in just six landfills in Region Two. But look at what is happening to four of these high-volume facilities: Greene Valley Landfill (Naperville) closed in 1996; and Mallard Lake Landfill (Hanover Park), Congress Development Co. Landfill (Hillside), and Woodland RDF (South Elgin) are expected all to close by the end of the year 2000.

Expansions of existing facilities and development of new landfills are becoming increasingly difficult if not impossible in Region Two, causing disposal numbers to continue to fall, and capacity numbers to continue to drop as well.

Landfills and Transfer Stations: Active, Closed, Under Development ♦

Capacity Increase ↑
Capacity Decrease ↓



♦ For Cook County transfer stations, see page R2.5; for Chicago transfer stations, see page R2.6.

Region Two: Chicago Metropolitan

Accurate reflections of available capacity occur only once a year, when landfills take their Illinois EPA-required “capacity snapshot” each New Year’s Day.

On Jan. 1, 1996, Region Two had 141.8 million gate cubic yards of available landfill space. By Jan. 1, 1997, that capacity had plunged 41.2 percent to 83.3 million gate cubic yards.

Such a steep decline is likely to moderate, if for no other reason than it has less distance to fall.

Half the landfills after 2000

Returning to the subject of near-term landfill closings, seven facilities plan to shut their gates by the end of 2000. When they do, their combined capacity — 17.4 million gate cubic yards as of Jan. 1, 1997 — a volume greater than the capacity of Region Seven (Southern Illinois) will be lost forever.

With the region operating from a much smaller base in the years ahead, it appears that as few as eight landfills

Landfills: Wastes Accepted 1996; Remaining Capacities Jan. 1, 1997

	Municipality	County	Wastes		Capacity		Disp. Area Acres	Close Year
			Cu. Yds.	Rank ¹	Cu. Yds.	Rank ²		
CLOSED Beecher Devel. Co. ♦	Beecher	Will	539,395	26	1,728,000	37	143	1996
CDT Landfill	Joliet	Will	764,000	16	1,080,000	47	50	1998
CID RDF #3 ♦	Calumet City	Cook	549,000	25	1,675,000	38	173	2000
INACTIVE SINCE 1994 CID RDF #4	Calumet City	Cook	0	NA	1,209,000	45	13	2023
Congress Development Co. LF	Hillside	Cook	1,682,700	7	2,752,000	32	55	1999
Countryside Landfill	Grayslake	Lake	1,328,669	9	36,177,000	3	73	2024
Environtech Landfill	Morris	Grundy	506,463	27	776,000	49	78	1998
CLOSED Greene Valley Landfill	Naperville	DuPage	6,586,306	1	0	NA	198	1996
Kankakee RDF	Chebanse	Kankakee	397,162	32	3,454,000	27	NA	2006
CLOSED Lake County Grading	Libertyville	Lake	0	NA	0	NA	NA	1995
Land & Lakes #3/Harbor View ♦	Chicago	Cook	724,274	17	4,979,000	22	NA	2004
CLOSED Land & Lakes/Wheeling	Deerfield	Lake	0	NA	0	NA	NA	1995
Laraway RDF ♦	Elwood	Will	133,861	49	962,000	48	NA	2004
Mallard Lake Landfill	Hanover Park	DuPage	4,520,040	2	6,075,000	20	230	1998
Morris Community Landfill	Morris	Grundy	297,988	38	1,775,000	36	95	2003
River Bend Prairie Landfill ♦	Dolton	Cook	279,114	41	317,000	53	52	1998
Settler’s Hill RDF ♦	Batavia	Kane	2,473,276	5	13,162,000	10	179	2004
Wheatland Prairie Landfill	Plainfield	Will	326,898	34	2,469,000	34	NA	2001
CLOSED Winnetka Municipal LF	Winnetka	Cook	0	NA	0	NA	NA	1994
CLOSED Winthrop Harbor ♦	Zion	Lake	231,379	43	0	NA	10	1996
Woodland RDF ♦	South Elgin	Kane	1,447,866	8	4,741,000	23	103	2000
Zion Landfill	Zion	Lake	UNDER DEVELOPMENT		0	NA	110	2018
Totals			22,788,391		83,331,000			

♦ Eight landfills accepted out-of-state wastes totaling 172,253 cubic yards, or 0.76% of the region’s total.

¹ Standing among 57 landfills that accepted wastes during 1996. ² Standing among 57 landfills that reported capacity as of Jan. 1, 1997.

Region Two: Chicago Metropolitan

Counties	9
Area (square miles)	5,109
Population (est.)	7,743,000
Landfill life expectancy	
Years remaining	3.7*
Landfills	
Active in 1996	17
Closed in 1994	1
Closed in 1995	2
Closed in 1996	3
Under Development	1
Transfer Stations	
Active in 1996	40
Compost facilities	
Active in 1996	20

* Total remaining capacity (from table on page R2.3) divided by total wastes accepted. Tells how long the region may be served by local landfills at current disposal rates, barring capacity adjustments, until capacity is depleted.

may remain open for business after 2000 (disregarding, for now, efforts to build a new landfill in Will County).

Zion Landfill to open by late 1998

The only landfill currently under development in Region Two is Zion Landfill, which plans to open by late 1998. This facility replaces, and even shares some acreage with, Winthrop Harbor/BFI #1, which closed in July 1996.

Transfer stations vital to Region Two

Region Two is home to 44 of the state's 66 transfer stations. Of this total, Cook County has 35 (with 15 in the city of Chicago); Will County has four; DuPage, Kane and Lake counties each have one; and Grundy, Kendall and McHenry counties have none.

Transfer stations consolidate locally collected wastes for efficient shipment to distant landfills. Some transfer stations separate and remove recyclables from the municipal waste stream.

In 1996, Region Two's transfer stations handled 6.2 million tons of wastes, which was only about 700,000 tons shy of total wastes entering the region's landfills that year. No other region comes close to Region Two's 90-percent ratio of wastes-handled-to-wastes-landfilled. In

Compost Facilities: Wastes Accepted 1996

	Municipality	County	Tons
CDT Landfill	Joliet	Will	18,213
Chicago Botanic Garden	Glencoe	Cook	31
Crystal Lake Composting	Crystal Lake	McHenry	3,584
DK-Lake Bluff	Lake Bluff	Lake	721
Elgin Compost Facility	Elgin	Kane	3,314
Environtech Inc.	Morris	Grundy	106
Hazel Crest Composting	Hazel Crest	Cook	2,369
James Park Leaf Compost	Evanston	Cook	3,150
Lake Bluff Municipal #2	Lake Bluff	Lake	449
Lake Forest Recycling	Lake Forest	Lake	3,639
Land & Lakes #1 & #2	Chicago	Cook	3,371
Land & Lakes/Willow Ranch	Romeoville	Will	10,231
Land & Lakes/Wheeling	Deerfield	Lake	30,592
LDK Compost	North Chicago	Lake	12,959
Meadowview Yard Waste	Grayslake	Lake	14,372
Mundelein Disposal Inc.	Mundelein	Lake	1,728
Scotts Composting	Bristol	Kendall	14,964
Thelen Sand & Gravel	Antioch	McHenry	22,115
Willow Ranch Composting	Bolingbrook	Will	15,347
Winnetka Municipal	Winnetka	Cook	3,348
Woodstock Yard Waste	Woodstock	McHenry	NA
	Total		164,603

Region Two: Chicago Metropolitan

Region Five, the next highest region, this ratio was 22 percent.

The region's transfer stations are noted in the maps on pages R2.2, R2.5 and R2.6, and in the table on page R2.7.

Some Region Two transfer stations handled more waste than the state's busiest landfills. For example, Waste Management's Metro/Chicago Transfer Station, at 1500 N. Hooker St., processed 417,600 tons of garbage in 1996. This tonnage exceeded wastes accepted by Countryside Landfill, in Lake County, which ranked ninth among the state's 57 landfills that accepted wastes that year.

When Metro/Chicago's tonnages are combined with those of two other Chicago transfer stations — Groot Industries/Chicago, at 6747 N. Elmhurst Road, and Medill Material Recovery & Recycling Facility, at 1633 W. Medill Ave. — the total exceeds one million tons.

Nearly 165,000 tons of landscape wastes composted

Twenty composting facilities handled nearly 165,000 tons of landscape wastes in 1996. This tonnage is equivalent to some 2.4 percent of total wastes landfilled in the region.

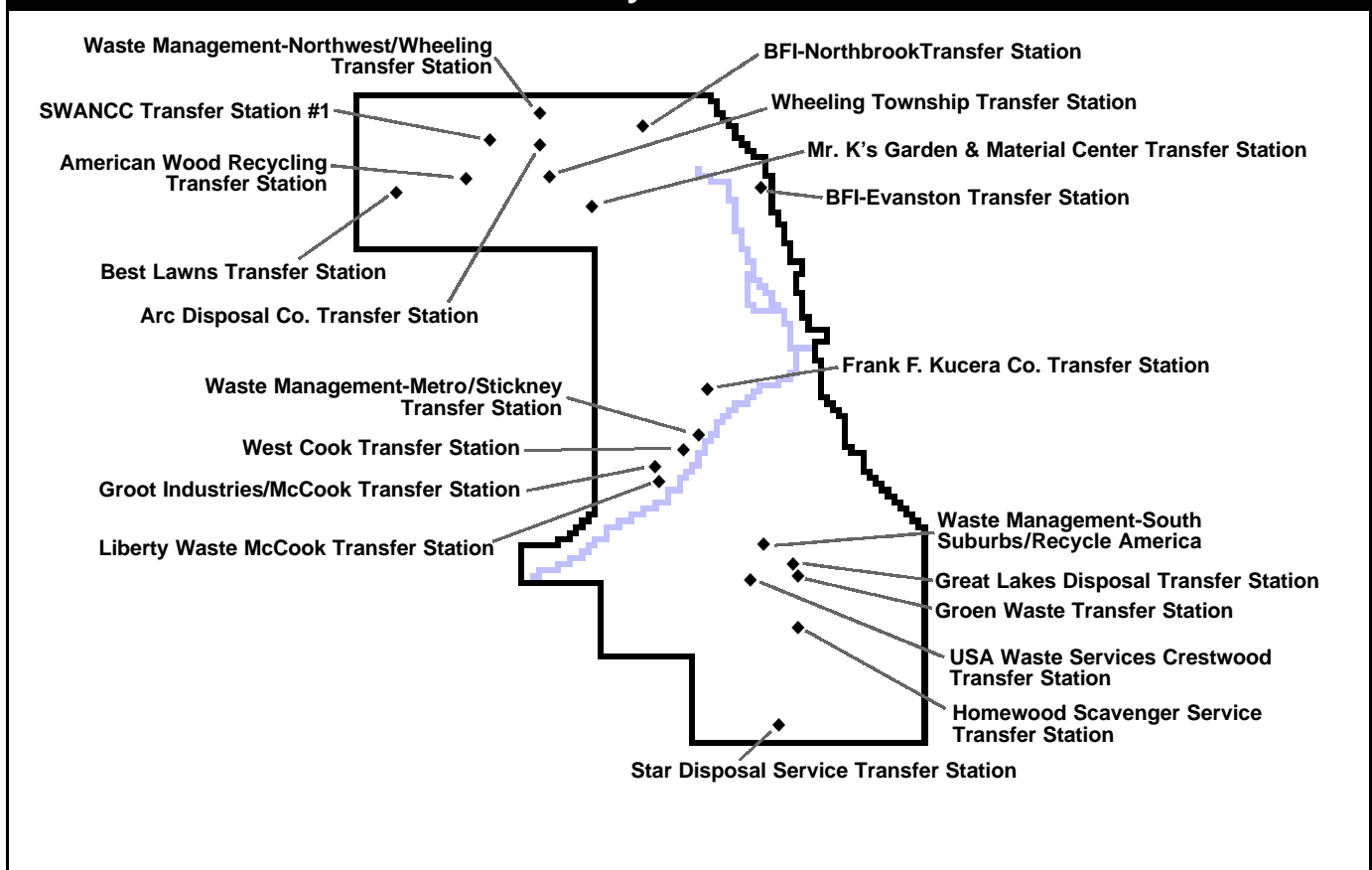
Questions and Complaints

Illinois EPA Region Two field office personnel investigate reports of suspected illegal waste disposal, and inspect the region's landfills, transfer stations and compost facilities, except in **DuPage, Kankakee, Lake, McHenry and Will counties and the city of Chicago**, where such activities have been delegated to local authorities.

Questions or complaints concerning pollution-control facilities, open dumping or other incidents should be directed to the office having jurisdiction over the site:

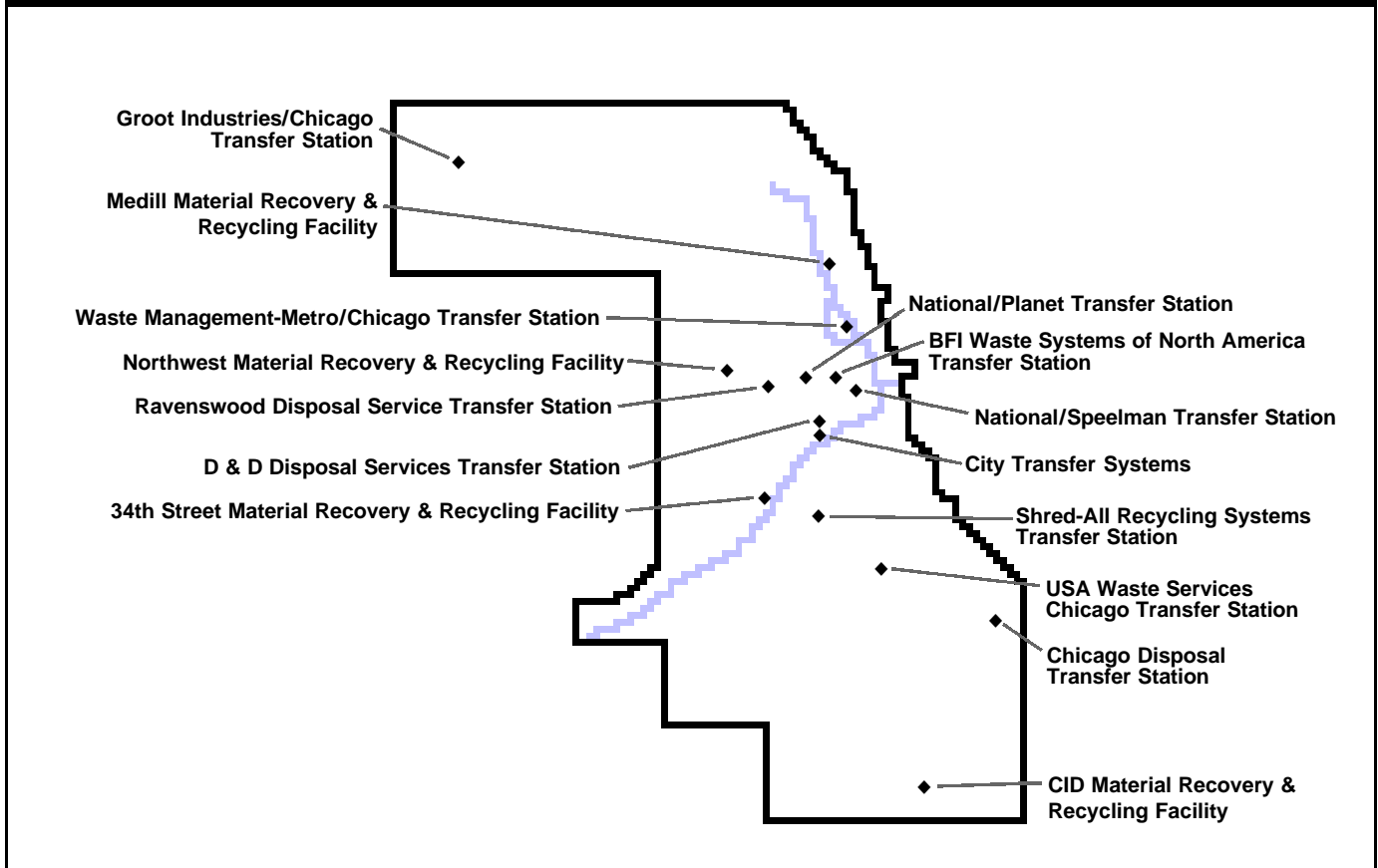
Continued on page R2.7

Cook County Transfer Stations



Region Two: Chicago Metropolitan

Chicago Transfer Stations



Six agencies hold delegation agreements

The Illinois EPA has delegated inspection authority to the the following agencies in Region Two:

- ◆ DuPage County Solid Waste Department
- ◆ Kankakee County Health Department
- ◆ Lake County Health Department
- ◆ McHenry County Health Department
- ◆ Will County Land Use Department
- ◆ Chicago Department of Environment.

Delegation agreements authorize these agencies to conduct many of the duties that would otherwise have to be performed by the Illinois EPA field office: investigating suspected violations of land-pollution laws and reports of open dumping, and inspecting landfills, transfer stations and compost facilities permitted through the Agency's Bureau of Land. (Inspections also include industrial landfills, or monofills, and landfills that closed prior to 1994; these facilities are not included in this report.)

DuPage County contains two landfills (one closed and one expected to close in 1998) and one transfer station.

Region Two: Chicago Metropolitan

Kankakee County has one active landfill, two transfer stations, and one compost facility that accepted no landscape wastes in 1996.

Lake County has one active and three closed landfills, a

Transfer Stations: Wastes Handled 1996

	Municipality	County	Tons
American Wood Recyc.	Hoffman Estates	Cook	24,000
Apollo Disposal Service	Momence	Kankakee	0
Arc Disposal Co.	Mount Prospect	Cook	123,975
Banner-Western	Rockdale	Will	52,200
Best Lawns	Streamwood	Cook	15,488
BFI-Evanston	Evanston	Cook	182,700
BFI-Northbrook	Northbrook	Cook	93,960
BFI-Waste Systems	Chicago	Cook	200,000
CDT Transfer MRF	Joliet	Will	123,975
Chicago Disposal	Chicago	Cook	60,000
CID Mat'l. Recovery	Chicago	Cook	293,625
Citiwaste	Joliet	Will	20,880
City Transfer Systems	Chicago	Cook	52,000
D & D Disposal Services	Chicago	Cook	313,200
DuPage Yard Waste	West Chicago	DuPage	0
Great Lakes Disposal	Blue Island	Cook	65,250
Groen Waste	Blue Island	Cook	235,419
Groot Industries/Chicago	Chicago	Cook	339,300
Groot Industries/McCook	McCook	Cook	143,550
Homewood Scavenger	East Hazel Crest	Cook	104,400
Frank F. Kucera Co.	Cicero	Cook	78,300
Land Restoration Products	Lake Bluff	Lake	4,644
Liberty Waste-McCook	McCook	Cook	0
Medill Mat'l. Recovery	Chicago	Cook	244,035
Mr. K's Garden & Mat'l.	Park Ridge	Cook	85,800
National Recovery	Chicago	Cook	234,900
National/Speelman	Chicago	Cook	104,400
Northwest Material Recov.	Chicago	Cook	302,350
Ravenswood Disposal	Chicago	Cook	260,000
Shred-All Recycling	Chicago	Cook	342,000
Speedway Disposal	Elburn	Kane	52,200
Star Disposal Service	Park Forest	Cook	91,350
Rolling Meadows	Rolling Meadows	Cook	3,000
TCD Services	Wilmington	Will	13,833
34th Street Material Recov.	Chicago	Cook	317,637
United Disposal of Bradley	Bradley	Kankakee	16,965
USA Waste Serv. Chicago	Chicago	Cook	195,750
Suburban	Crestwood	Cook	114,400
Waste Mgt.-Metro/Chicago	Chicago	Cook	417,600
Waste Mgt.-Metro/Stickney	Stickney	Cook	313,200
Waste Mgt. NW-Wheeling	Wheeling	Cook	261,000
Waste Mgt.-South Suburbs	Alsip	Cook	91,350
West Cook	Forest View	Cook	0
Wheeling Township	Glenview	Cook	250,038
		Total	6,179,539

Questions and Complaints

Continued from page R2.5

Illinois EPA
1701 First Ave.
Maywood, Ill. 60153
Phone: 708-338-7900
Fax: 708-338-7930

DuPage County Solid Waste Dept.
421 N. County Farm Road
Wheaton, Ill. 60187
Phone: 630-862-7373
Fax: 630-682-7374

Kankakee County Health Department
1115 Riverlane Drive
Bradley, Ill. 60915
Phone: 815-937-7860
Fax: 815-937-3568

Lake County Health Department
3010 Grand Ave.
Waukegan, Ill. 60085
Phone: 847-360-6742
Fax: 847-249-4972

McHenry County Health Department
2200 N. Seminary Ave., Route 47 N.
Woodstock, Ill. 60098
Phone: 815-334-4585
Fax: 815-338-7661

Will County Land Use Department
313 N. Chicago St.
Joliet, Ill. 60432
Phone: 815-727-8834
Fax: 815-722-3410

Chicago Department of Environment
30 N. LaSalle Blvd., 25th Floor
Chicago, Ill. 60602
Phone: 312-742-0150
Fax: 312-744-6451

Region Two: Chicago Metropolitan

Municipal Waste Management Plans

The Solid Waste Planning and Recycling Act requires all Illinois counties and the city of Chicago to develop, adopt and implement 20-year municipal waste management plans.

Plans include programs and recommendations to achieve solid waste management goals, which typically include waste reduction, recycling, incineration and landfilling as program options.

The law requires each plan to include a program to recycle 15 percent of municipal wastes by the end of the third year of the program and 25 percent of municipal wastes by the end of the fifth year.

Every five years each plan must identify changes in planning areas, evaluate progress in plan implementation and, if necessary, revise plan recommendations and goals. The county also has the option of updating its solid-waste generation rate. The plan is then submitted to the Illinois EPA for review and comment.

Questions concerning these plans and their availability should be directed to the appropriate local administrators listed in Appendix H.

Details concerning Region Two landfills and transfer stations follow on pages R2.9 through R2.74.

new landfill expected to open in 1998, one transfer station, and eight compost facilities (one of which is closed).

McHenry County contains four compost facilities — two open and two closed.

Will County has four landfills, including one that closed in 1996, four transfer stations, and four compost facilities, one of which is closed.

Chicago Department of Environment is responsible for inspecting three landfills, 11 transfer stations and one compost facility, as well as other sites that are not listed in this report.

Recycling rates ranged from 15 to 38 percent

The Agency does not regulate recycling; however, it does survey recycling coordinators statewide. Coordinators in Region Two reported recycling rates ranging from 15 to 38 percent, giving the region an average recycling rate of 28 percent. Lake county failed to provide data for 1996. ♦

Municipal Wastes Recycled

County or Other Unit	Latest Data	Waste		Waste Recycled Percent
		Generated Tons	Tons	
Cook	1996	704,665	177,324	25%
Chicago ¹	1996	3,720,819	1,060,206	29%
SSMMA ²	1996	257,143	51,111	20%
SWANCC ³	1996	1,030,531	292,359	28%
WCCSWA ⁴	1996	603,856	180,464	30%
DuPage	1996	926,895	238,214	26%
Grundy ⁵	1996	47,168	13,462	29%
Kane ¹	1996	561,881	211,096	38%
Kankakee	1996	126,639	19,123	15%
Kendall ⁵	1996	48,583	9,030	18%
Lake	1995	727,131	214,755	29%
McHenry ⁵	1996	245,485	60,227	25%
Will	1996	412,943	70,584	17%
Totals		9,413,739	2,597,955	28%⁶

¹ Has commercial and residential recycling ordinances.

² SSMMA is the South Suburban Mayors and Managers Association.

³ SWANCC is the Solid Waste Agency of Northern Cook County.

⁴ WCCSWA, the West Cook County Solid Waste Agency, has a multifamily residential recycling ordinance that affects 15 communities.

⁵ Has residential recycling ordinance.

⁶ Regional average

Beecher Development Co. Landfill

CLOSED

County	Will
Municipality	Beecher
Location	1055 W. Goodenow Road
Hours of operation	NA
Wastes accepted	Municipal, nonhazardous special
Tipping fee	NA
Owner	Beecher Development Co.
Operator	John Sexton Contractors Co.

Facility Facts

Identification number	197 801 0003
Design capacity, airspace cu. yds.	NA
Total permitted landfill area, acres	183
Permitted disposal area, acres	143
Highest permitted elevation, feet (msl)	780
Leachate monitoring stations	2
Groundwater monitoring wells	25
Methane collection system	Gas-to-energy (under construction)
Years remaining	NA
Date opened – date closed	12-31-72 – 7-18-96

Wastes Received: 1994, 1995, 1996

	TOTAL WASTES ACCEPTED			OUT-OF-STATE WASTES ACCEPTED		
	gate cu. yds.	tons	tons/day	gate cu. yds.	tons	% of total
1994	1,138,748	345,075	1,327	94,777	28,720	8
1995	713,536	216,223	832	23,717	7,187	3
1996	539,395	163,453	629	7,819 *	2,369	1

* State of origin: Indiana

Remaining Capacities: Jan. 1, 1996, and Jan. 1, 1997

1996 certified gate cu. yds. (tons)	2,159,000 (654,000)
1997 certified gate cu. yds. (tons)	1,728,000 (524,000) *

* Facility has ceased taking wastes but continues to report capacity.

Audits and Inspections

Solid Waste Mgt. Fees paid in 1996	\$96,413
Last audited by Illinois EPA	4-30-96
Facility inspected by	Will County Land Use Department

Contacts

Owner

Beecher Development Co.
1815 S. Wolf Road
Hillside, Ill. 60162
☎ 708-449-1250

Operator

John Sexton Contractors Co.
1815 S. Wolf Road
Hillside, Ill. 60162
☎ 708-946-2554

CDT Landfill

County	Will
Municipality	Joliet
Location	2851 Mound Road
Hours of operation	Mon. – Fri.: 6 a.m. – 4 p.m.; Sat.: 6 a.m. – noon
Wastes accepted	Municipal, nonhazardous special
Tipping fee	\$11.85 per cubic yard
Owner	CDT Landfill Corp.
Operator	CDT Landfill Corp.

Facility Facts

Identification number	197 817 0006
Design capacity, airspace cu. yds.	NA
Total permitted landfill area, acres	55
Permitted disposal area, acres	50
Highest permitted elevation, feet (msl)	641
Leachate monitoring stations	9
Groundwater monitoring wells	32
Methane collection system	Gas-to-energy
Years remaining, estimated by landfill	1
Date opened – year expected to close	8-31-84 – 1998

Wastes Received: 1994, 1995, 1996

	TOTAL WASTES ACCEPTED			OUT-OF-STATE WASTES ACCEPTED		
	gate cu. yds.	tons	tons/day	gate cu. yds.	tons	% of total
1994	1,543,404	467,698	1,799	0	0	0
1995	1,534,404	464,971	1,788	52	16	<1
1996	764,000	231,515	890	0	0	0

Remaining Capacities: Jan. 1, 1996, and Jan. 1, 1997

1996 certified gate cu. yds. (tons)	1,433,000 (434,000)
1997 certified gate cu. yds. (tons)	1,080,000 (327,000)

Audits and Inspections

Solid Waste Mgt. Fees paid in 1996	\$224,210
Last audited by Illinois EPA	3-5-96
Facility inspected by	Will County Land Use Department

Contacts

Owner

CDT Landfill Corp.
2851 Mound Road
Joliet, Ill. 60436
☎ 815-741-0736

Operator

CDT Landfill Corp.
2851 Mound Road
Joliet, Ill. 60436
☎ 815-741-0736

CID Recycling and Disposal Facility #3

County	Cook
Municipality	Calumet City and Chicago *
Location	138th and Calumet Expressway (I-94)
Hours of operation	Mon. – Fri.: 8:30 a.m. – 3 p.m.
Wastes accepted	Nonhazardous special
Tipping fee	\$20 per cubic yard
Owner	Waste Management of Illinois Inc.
Operator	Waste Management of Illinois Inc.

* Facility lies in both jurisdictions.

Facility Facts

Identification number	031 600 0030
Design capacity, airspace cu. yds.	NA
Total permitted landfill area, acres	175
Permitted disposal area, acres	173
Highest permitted elevation, feet (msl)	746
Leachate monitoring stations	13
Groundwater monitoring wells	38
Methane collection system	Gas-to-energy
Years remaining, estimated by landfill	3
Date opened – year expected to close	12-31-67 – 2000

Wastes Received: 1994, 1995, 1996

	TOTAL WASTES ACCEPTED			OUT-OF-STATE WASTES ACCEPTED		
	gate cu. yds.	tons	tons/day	gate cu. yds.	tons	% of total
1994	1,394,518	422,581	1,625	170,979	51,812	12
1995	400,903	121,486	467	4,188	1,269	1
1996	549,000	166,364	640	6,373 *	1,931	1

* States of origin: Indiana, Wisconsin

Remaining Capacities: Jan. 1, 1996, and Jan. 1, 1997

1996 certified gate cu. yds. (tons)	2,777,000 (842,000)
1997 certified gate cu. yds. (tons)	1,675,000 (508,000)

Audits and Inspections

Solid Waste Mgt. Fees paid in 1996	\$137,101
Last audited by Illinois EPA	9-17-96
Facility inspected by	Chicago Dept. of Env. & Illinois EPA, Maywood Reg. Office

Contacts

Owner

Waste Management of Illinois Inc.
2 Westbrook Corporate Center, Suite 1000
Westchester, Ill. 60154
☎ 708-409-0700

Operator

Waste Management of Illinois Inc.
138th and Calumet Expressway
Calumet City, Ill. 60409
☎ 773-646-3099

CID Recycling and Disposal Facility #4

INACTIVE

County	Cook
Municipality	Calumet City and Chicago *
Location	138th and Calumet Expressway (I-94)
Hours of operation	Mon. – Fri.: 8:30 a.m. – 3 p.m.
Wastes accepted	Nonhazardous special, hazardous **
Tipping fee	\$20 per cubic yard
Owner	Waste Management of Illinois Inc.
Operator	Waste Management of Illinois Inc.

* Facility lies in both jurisdictions. ** Holds permit to accept hazardous waste but is currently on standby status.

Facility Facts

Identification number	031 039 0001
Design capacity, airspace cu. yds.	NA
Total permitted landfill area, acres	115
Permitted disposal area, acres	13
Highest permitted elevation, feet (msl)	629
Leachate monitoring stations	11
Groundwater monitoring wells	23
Methane collection system	None
Years remaining, estimated by landfill	26
Year opened – year expected to close	1974 – 2023

Wastes Received: 1994, 1995, 1996

	TOTAL WASTES ACCEPTED			OUT-OF-STATE WASTES ACCEPTED		
	gate cu. yds.	tons	tons/day	gate cu. yds.	tons	% of total
1994	30	9	<1	0	0	0
1995	0	0	0	0	0	0
1996	0	0	0	0	0	0

Remaining Capacities: Jan. 1, 1996, and Jan. 1, 1997

1996 certified gate cu. yds. (tons)	1,210,000 (367,000)
1997 certified gate cu. yds. (tons)	1,209,000 (366,000)

Audits and Inspections

Solid Waste Mgt. Fees paid in 1996	NA
Last audited by Illinois EPA	NA
Facility inspected by	Illinois EPA, Maywood Regional Office

Contacts

Owner

Waste Management of Illinois Inc.
2 Westbrook Corporate Center, Suite 1000
Westchester, Ill. 60154
☎ 708-409-0700

Operator

Waste Management of Illinois Inc.
138th and Calumet Expressway
Calumet City, Ill. 60409
☎ 773-646-3099

Congress Development Co. Landfill

County	Cook
Municipality	Hillside
Location	4100 W. Frontage Road
Hours of operation	Mon. – Fri.: 6 a.m. – 4 p.m.
Wastes accepted	Municipal, construction & demolition debris
Tipping fee	\$40.10 per ton
Owner	Congress Development Co.
Operator	Sand & Gravel Corp.

Facility Facts

Identification number	031 817 0002
Design capacity, airspace cu. yds.	NA
Total permitted landfill area, acres	72
Permitted disposal area, acres	55
Highest permitted elevation, feet (msl)	700
Leachate monitoring stations	25
Groundwater monitoring wells	9
Methane collection system	Gas-to-energy (under construction)
Years remaining, estimated by landfill	2
Date opened – year expected to close	12-31-80 – 1999

Wastes Received: 1994, 1995, 1996

	TOTAL WASTES ACCEPTED			OUT-OF-STATE WASTES ACCEPTED		
	gate cu. yds.	tons	tons/day	gate cu. yds.	tons	% of total
1994	1,557,063	471,837	1,815	0	0	0
1995	1,326,369	401,930	1,546	0	0	0
1996	1,682,700	509,909	1,961	0	0	0

Remaining Capacities: Jan. 1, 1996, and Jan. 1, 1997

1996 certified gate cu. yds. (tons)	4,786,000 (1,450,000)
1997 certified gate cu. yds. (tons)	2,752,000 (834,000)

Audits and Inspections

Solid Waste Mgt. Fees paid in 1996	\$453,492
Last audited by Illinois EPA	9-4-96
Facility inspected by	Illinois EPA, Maywood Regional Office

Contacts

Owner

Congress Development Co.
1815 S. Wolf Road
Hillside, Ill. 60162
☎ 708-449-1250

Operator

Sand & Gravel Corp.
1815 S. Wolf Road
Hillside, Ill. 60162
☎ 708-544-5195

Countryside Landfill

County	Lake
Nearest municipality	Grayslake, in unincorporated Lake County
Location	31725 N. Route 83
Hours of operation	Mon. – Fri.: 6 a.m. – 3:30 p.m.; Sat.: 7 a.m. – 11:30 a.m.
Wastes accepted	Municipal, nonhazardous special
Tipping fee	\$12 per cubic yard
Owner	USA Waste Services Inc.
Operator	USA Waste Services Inc.

Facility Facts

Identification number	097 025 0003
Design capacity, airspace cu. yds.	14,400,000
Total permitted landfill area, acres	201
Permitted disposal area, acres	153
Highest permitted elevation, feet (msl)	930
Leachate monitoring stations	9
Groundwater monitoring wells	42
Methane collection system	Operational; flares and gas-to-energy (planned)
Years remaining, estimated by landfill	23
Date opened – year expected to close	12-7-76 – 2020

Wastes Received: 1994, 1995, 1996

	TOTAL WASTES ACCEPTED			OUT-OF-STATE WASTES ACCEPTED		
	gate cu. yds.	tons	tons/day	gate cu. yds.	tons	% of total
1994	1,145,190	347,027	1,335	0	0	0
1995	1,215,599	368,363	1,417	0	0	0
1996	1,328,669	402,627	1,549	0	0	0

Remaining Capacities: Jan. 1, 1996, and Jan. 1, 1997

1996 certified gate cu. yds. (tons)	37,596,000 (11,393,000)
1997 certified gate cu. yds. (tons)	36,177,000 (10,963,000)

Audits and Inspections

Solid Waste Mgt. Fees paid in 1996	\$524,680
Last audited by Illinois EPA	9-10-96
Facility inspected by	Lake County Health Department

Contacts

Owner

USA Waste Services Inc. ♦
31725 N. Route 83
Grayslake, Ill. 60030
☎ 847-223-2722

Operator

USA Waste Services Inc.
31725 N. Route 83
Grayslake, Ill. 60030
☎ 847-223-2722

♦ Headquarters: USA Waste Services Inc., 1001 Fannin, Suite 4000, Houston, Texas 77002 • 713-512-6200

Environtech Landfill

County	Grundy
Municipality	Morris
Location	1800 N. Ashley Road
Hours of operation	Mon. – Fri.: 6 a.m. – 3 p.m.
Wastes accepted	Municipal, nonhazardous special
Tipping fee	\$25 per ton
Owner	Environtech Inc.
Operator	Environtech Inc.

Facility Facts

Identification number	063 814 0002
Design capacity, airspace cu. yds.	NA
Total permitted landfill area, acres	169
Permitted disposal area, acres	78
Highest permitted elevation, feet (msl)	592
Leachate monitoring stations	1
Groundwater monitoring wells	11
Methane collection system	None
Years remaining, estimated by landfill	1 ♦
Date opened – year expected to close	9-5-87 – 1998

♦ Permit for 13-million-in-place-cu.-yd. expansion approved 11-26-97; could delay closing until 2017 or 2018.

Wastes Received: 1994, 1995, 1996

	TOTAL WASTES ACCEPTED			OUT-OF-STATE WASTES ACCEPTED		
	gate cu. yds.	tons	tons/day	gate cu. yds.	tons	% of total
1994	675,074	204,568	787	0	0	0
1995	892,263	270,383	1,040	0	0	0
1996	506,463	153,474	590	0	0	0

Remaining Capacities: Jan. 1, 1996, and Jan. 1, 1997

1996 certified gate cu. yds. (tons)	1,295,000 (392,000)
1997 certified gate cu. yds. (tons)	776,000 (235,000)

Audits and Inspections

Solid Waste Mgt. Fees paid in 1996	\$173,407
Last audited by Illinois EPA	8-5-97
Facility inspected by	Illinois EPA, Maywood Regional Office

Contacts

Owner

Environtech Inc.
1800 N. Ashley Road
Morris, Ill. 60450
☎ 815-942-1800

Operator

Environtech Inc.
1800 N. Ashley Road
Morris, Ill. 60450
☎ 815-942-1800

Greene Valley Landfill



County	DuPage
Municipality	Naperville
Location	9 S. 610 Greene Road
Hours of operation	NA
Wastes accepted	Municipal, nonhazardous special
Tipping fee	NA
Owner	Forest Preserve District of DuPage County
Operator	Waste Management of Illinois Inc.

Facility Facts

Identification number	043 803 0001
Design capacity, airspace cu. yds.	NA
Total permitted landfill area, acres	258
Permitted disposal area, acres	198
Highest permitted elevation, feet (msl)	894
Leachate monitoring stations	6
Groundwater monitoring wells	25
Methane collection system	Gas-to-energy
Years remaining	NA
Year opened – date closed	1974 – 8-31-96

Wastes Received: 1994, 1995, 1996

	TOTAL WASTES ACCEPTED			OUT-OF-STATE WASTES ACCEPTED		
	gate cu. yds.	tons	tons/day	gate cu. yds.	tons	% of total
1994	8,442,938	2,558,466	9,840	0	0	0
1995	7,455,868	2,259,354	8,690	0	0	0
1996	6,586,306	1,995,850	7,676	0	0	0

Remaining Capacities: Jan. 1, 1996, and Jan. 1, 1997

1996 certified gate cu. yds. (tons)	5,895,000 (1,786,000)
1997 certified gate cu. yds. (tons)	0

Audits and Inspections

Solid Waste Mgt. Fees paid in 1996	\$1,519,025
Last audited by Illinois EPA	6-11-96
Facility inspected by	DuPage County Solid Waste Department

Contacts

Owner

Forest Preserve District of DuPage County
 185 Spring Road
 Glen Ellyn, Ill. 60138
 ☎ 630-942-6063

Operator

Waste Management of Illinois Inc.
 9 S. 610 Greene Road
 Naperville, Ill. 60540
 ☎ 630-232-7664

Kankakee Recycling and Disposal Facility

County	Kankakee
Nearest municipality	Chebanse, in unincorporated Kankakee County
Location	180 E. 6000 South Road
Hours of operation	Mon. – Fri.: 6:30 a.m. – 3:30 p.m.
Wastes accepted	Municipal, nonhazardous special
Tipping fee	\$10 per cubic yard (loose)
Owner	Waste Management of Illinois Inc.
Operator	Waste Management of Illinois Inc.

Facility Facts

Identification number	091 055 0006
Design capacity, airspace cu. yds.	NA
Total permitted landfill area, acres	83
Permitted disposal area, acres	55
Highest permitted elevation, feet (msl)	709
Leachate monitoring stations	13
Groundwater monitoring wells	20
Methane collection system	Gas-to-energy
Years remaining, estimated by landfill	8
Date opened – year expected to close	12-31-74 – 2005

Wastes Received: 1994, 1995, 1996

	TOTAL WASTES ACCEPTED			OUT-OF-STATE WASTES ACCEPTED		
	gate cu. yds.	tons	tons/day	gate cu. yds.	tons	% of total
1994	416,215	126,126	485	0	0	0
1995	357,006	108,184	416	0	0	0
1996	397,162	120,352	463	0	0	0

Remaining Capacities: Jan. 1, 1996, and Jan. 1, 1997

1996 certified gate cu. yds. (tons)	3,855,000 (1,168,000)
1997 certified gate cu. yds. (tons)	3,454,000 (1,047,000)

Audits and Inspections

Solid Waste Mgt. Fees paid in 1996	\$106,097
Last audited by Illinois EPA	8-27-96
Facility inspected by	Kankakee County Health Department

Contacts

Owner

Waste Management of Illinois Inc.
2 Westbrook Corporate Center, Suite 1000
Westchester, Ill. 60154
☎ 708-409-0700

Operator

Waste Management of Illinois Inc.
180 E. 6000 South Road
Chebanse, Ill. 60922
☎ 815-937-5539

Lake County Grading Co. Landfill

CLOSED

County	Lake
Municipality	Libertyville
Location	Southeast corner, intersection of Routes 21 and 120
Hours of operation	NA
Wastes accepted	Construction & demolition debris
Tipping fee	NA
Owner	Bank of Waukegan Trust #173
Operator	Lake County Grading Co.

Facility Facts

Identification number	097 090 0001
Design capacity, airspace cu. yds.	NA
Total permitted landfill area, acres	57
Permitted disposal area, acres	NA
Highest permitted elevation, feet (msl)	695
Leachate monitoring stations	0
Groundwater monitoring wells	5
Methane collection system	None
Years remaining	NA
Date opened – date closed	4-24-72 – 8-22-95

Wastes Received: 1994, 1995, 1996

	TOTAL WASTES ACCEPTED			OUT-OF-STATE WASTES ACCEPTED		
	gate cu. yds.	tons	tons/day	gate cu. yds.	tons	% of total
1994	84,597	25,635	99	0	0	0
1995	50,177	15,205	59	0	0	0
1996	0	0	0	0	0	0

Remaining Capacities: Jan. 1, 1996, and Jan. 1, 1997

1996 certified gate cu. yds. (tons)	16,000 (5,000)
1997 certified gate cu. yds. (tons)	0

Audits and Inspections

Solid Waste Mgt. Fees paid in 1996	NA
Last audited by Illinois EPA	NA
Facility inspected by	Lake County Health Department

Contacts

Owner

Bank of Waukegan Trust #173
1601 N. Lewis Ave.
Waukegan, Ill. 60085
☎ 708-362-2590

Operator

Lake County Grading Co.
Routes 21 and 120, Box 1
Libertyville, Ill. 60048
☎ 847-362-2590

Land & Lakes #3/Harbor View Landfill

County	Cook
Municipality	Chicago
Location	2000 E. 122nd St.
Hours of operation	Mon. – Fri.: 7 a.m. – 3:30 p.m.; Sat.: 5:30 a.m. – 1:30 p.m.
Wastes accepted	Municipal, nonhazardous special
Tipping fee	\$11.50 per cubic yard
Owner	Stony Island Reclamation Co. ♦
Operator	Land & Lakes Co.

♦ An affiliate of Land & Lakes Co.

Facility Facts

Identification number	031 600 0034
Design capacity, airspace cu. yds.	NA
Total permitted landfill area, acres	79
Permitted disposal area, acres	69
Highest permitted elevation, feet (msl)	667.5
Leachate monitoring stations	NA
Groundwater monitoring wells	18
Methane collection system	Gas-to-energy
Years remaining, estimated by landfill	7
Date opened – year expected to close	12-31-78 – 2004

Wastes Received: 1994, 1995, 1996

	TOTAL WASTES ACCEPTED			OUT-OF-STATE WASTES ACCEPTED		
	gate cu. yds.	tons	tons/day	gate cu. yds.	tons	% of total
1994	796,836	241,465	929	54,851	16,622	7
1995	707,872	214,507	825	53,660	16,261	8
1996	724,274	219,477	844	55,906 ♦	16,941	8

♦ State of origin: Indiana

Remaining Capacities: Jan. 1, 1996, and Jan. 1, 1997

1996 certified gate cu. yds. (tons)	5,933,000 (1,798,000)
1997 certified gate cu. yds. (tons)	4,979,000 (1,509,000)

Audits and Inspections

Solid Waste Mgt. Fees paid in 1996	\$143,999
Last audited by Illinois EPA	7-22-97
Facility inspected by	Chicago Department of Environment

Contacts

Owner

Stony Island Reclamation Co. ♦
123 N. Northwest Highway
Park Ridge, Ill. 60068
☎ 847-825-5000

Operator

Land & Lakes Co.
2000 E. 122nd St.
Chicago, Ill. 60633
☎ 773-646-1138

♦ An affiliate of Land & Lakes Co.

Land & Lakes/Wheeling Landfill

CLOSED

County	Lake
Municipality	Deerfield
Location	21488 N. Milwaukee
Hours of operation	NA
Wastes accepted	Construction and demolition debris
Tipping fee	NA
Owner	Prairie Recreational Development Inc.
Operator	Land & Lakes Co.

Facility Facts

Identification number	097 812 0004
Design capacity, airspace cu. yds.	NA
Total permitted landfill area, acres	60
Permitted disposal area, acres	NA
Highest permitted elevation, feet (msl)	671
Leachate monitoring stations	None
Groundwater monitoring wells	6
Methane collection system	None
Years remaining	NA
Year opened – date closed	1981 – 5-30-95

Wastes Received: 1994, 1995, 1996

	TOTAL WASTES ACCEPTED			OUT-OF-STATE WASTES ACCEPTED		
	gate cu. yds.	tons	tons/day	gate cu. yds.	tons	% of total
1994	34,161	10,352	40	0	0	0
1995	0	0	0	0	0	0
1996	0	0	0	0	0	0

Remaining Capacities: Jan. 1, 1996, and Jan. 1, 1997

1996 certified gate cu. yds. (tons)	0
1997 certified gate cu. yds. (tons)	0

Audits and Inspections

Solid Waste Mgt. Fees paid in 1996	NA
Last audited by Illinois EPA	NA
Facility inspected by	Lake County Health Department

Contacts

Owner

Prairie Recreational Development Inc.
123 N. Northwest Highway
Park Ridge, Ill. 60068
☎ 847-823-1187

Operator

Land & Lakes Co.
123 N. Northwest Highway
Park Ridge, Ill. 60068
☎ 847-825-5000

Laraway Recycling and Disposal Facility

County	Will
Municipality	Elwood
Location	21101 W. Laraway Road
Hours of operation	Mon. – Fri.: 6:30 a.m. – 2:30 p.m.
Wastes accepted	Municipal, nonhazardous special
Tipping fee	\$23.50 per cubic yard
Owner	Waste Management of Illinois Inc.
Operator	Laraway Recycling and Disposal Facility

Facility Facts

Identification number	197 045 0002
Design capacity, airspace cu. yds.	NA
Total permitted landfill area, acres	NA
Permitted disposal area, acres	NA
Highest permitted elevation, feet (msl)	NA
Leachate monitoring stations	NA
Groundwater monitoring wells	NA
Methane collection system	None
Years remaining, estimated by landfill	7
Year opened – year expected to close	1972 – 2004

Wastes Received: 1994, 1995, 1996

	TOTAL WASTES ACCEPTED			OUT-OF-STATE WASTES ACCEPTED		
	gate cu. yds.	tons	tons/day	gate cu. yds.	tons	% of total
1994	108,802	32,970	127	45,376	13,750	42
1995	121,408	36,790	142	51,159	15,503	42
1996	133,861	40,564	156	67,317 ♦	20,399	50

♦ State of origin: Indiana, Minnesota

Remaining Capacities: Jan. 1, 1996, and Jan. 1, 1997

1996 certified gate cu. yds. (tons)	1,146,000 (347,000)
1997 certified gate cu. yds. (tons)	962,000 (292,000)

Audits and Inspections

Solid Waste Mgt. Fees paid in 1996	\$6,120
Last audited by Illinois EPA	5-7-96
Facility inspected by	Will County Land Use Department

Contacts

Owner

Waste Management of Illinois Inc.
2 Westbrook Corporate Center, Suite 1000
Westchester, Ill. 60154
☎ 708-409-0700

Operator

Laraway Recycling and Disposal Facility
21101 W. Laraway Road
Elwood, Ill. 60421
☎ 815-727-6148

Mallard Lake Landfill

County	DuPage
Municipality	Hanover Park
Location	26 W. 580 Schick Road
Hours of operation	Mon. – Fri.: 6 a.m. – 4 p.m.; Sat.: 6 a.m. – noon
Wastes accepted	Municipal, nonhazardous special
Tipping fee	\$34 per ton (with variations)
Owner	Forest Preserve District of DuPage County
Operator	BFI Waste Systems of North America Inc. ♦

♦ A subsidiary of Browning-Ferris Industries Inc.

Facility Facts

Identification number	043 801 0004
Design capacity, airspace cu. yds.	NA
Total permitted landfill area, acres	268
Permitted disposal area, acres	230
Highest permitted elevation, feet (msl)	985
Leachate monitoring stations	18
Groundwater monitoring wells	40
Methane collection system	Gas-to-energy
Years remaining, estimated by landfill	1
Date opened – year expected to close	12-31-75 – 1998

Wastes Received: 1994, 1995, 1996

	TOTAL WASTES ACCEPTED			OUT-OF-STATE WASTES ACCEPTED		
	gate cu. yds.	tons	tons/day	gate cu. yds.	tons	% of total
1994	6,187,197	1,874,908	7,211	0	0	0
1995	6,387,534	1,935,616	7,445	0	0	0
1996	4,520,040	1,369,709	5,268	0	0	0

Remaining Capacities: Jan. 1, 1996, and Jan. 1, 1997

1996 certified gate cu. yds. (tons)	10,190,000 (3,088,000)
1997 certified gate cu. yds. (tons)	6,075,000 (1,841,000)

Audits and Inspections

Solid Waste Mgt. Fees paid in 1996	\$1,022,065
Last audited by Illinois EPA	5-6-97
Facility inspected by	DuPage County Solid Waste Department

Contacts

Owner

Forest Preserve District of DuPage County
185 Spring Road
Glen Ellyn, Ill. 60138
☎ 630-942-6063

Operator

BFI Waste Systems of North America Inc. ♦
26 W. 580 Schick Road
Hanover Park, Ill. 60103
☎ 630-894-9000

♦ A subsidiary of Browning-Ferris Industries Inc., 757 N. Eldridge, Houston, Texas 77079 • 281-870-8100

Morris Community Landfill-Parcels A & B

County	Grundy
Municipality	Morris
Location	1501 Ashley Road
Hours of operation	Mon. – Fri.: 7 a.m. – 4 p.m.
Wastes accepted	Municipal, nonhazardous special
Tipping fee	\$8.50 per cubic yard
Owner	City of Morris
Operator	Community Landfill Co.

Facility Facts

Identification number	063 060 0001
Design capacity, airspace cu. yds.	1,000,000
Total permitted landfill area, acres	119
Permitted disposal area, acres	95
Highest permitted elevation, feet (msl)	584
Leachate monitoring stations	NA
Groundwater monitoring wells	9
Methane collection system	Gas-to-energy (planned)
Years remaining, estimated by landfill	6
Year opened – year expected to close	1976 – 2003 *

* Permit application for 1-million-cu.-yd. expansion under review in mid-1998; landfill life could increase to 2011.

Wastes Received: 1994, 1995, 1996

	TOTAL WASTES ACCEPTED			OUT-OF-STATE WASTES ACCEPTED		
	gate cu. yds.	tons	tons/day	gate cu. yds.	tons	% of total
1994	596,368	180,718	695	0	0	0
1995	540,135	163,677	630	0	0	0
1996	297,988	90,299	347	0	0	0

Remaining Capacities: Jan. 1, 1996, and Jan. 1, 1997

1996 certified gate cu. yds. (tons)	0
1997 certified gate cu. yds. (tons)	1,775,000 (538,000)

Audits and Inspections

Solid Waste Mgt. Fees paid in 1996	\$76,466
Last audited by Illinois EPA	8-5-97
Facility inspected by	Illinois EPA, Maywood Regional Office

Contacts

Owner

City of Morris
320 Wauponsee St.
Morris, Ill. 60450
☎ 815-942-0103

Operator

Community Landfill Co.
13701 S. Kostner Ave.
Crestwood, Ill. 60445
☎ 815-942-3941

River Bend Prairie Landfill

County	Cook
Municipality	Dolton
Location	801 E. 138th St.
Hours of operation	Mon. – Fri.: 5:30 a.m. – 3:30 p.m.
Wastes accepted	Municipal and nonhazardous special
Tipping fee	\$11.50 per cubic yard
Owner	Land & Lakes Co.
Operator	Land & Lakes Co.

Facility Facts

Identification number	031 069 0003
Design capacity, airspace cu. yds.	NA
Total permitted landfill area, acres	68
Permitted disposal area, acres	52 (received local siting for expansion to 67 acres)
Highest permitted elevation, feet (msl)	627
Leachate monitoring stations	NA
Groundwater monitoring wells	13
Methane collection system	Gas-to-energy
Years remaining, estimated by landfill	1
Date opened – year expected to close	12-31-77 – 1998 ♦

♦ Permit application for 11-million-cu.-yd. expansion under review in mid-1998; landfill life could increase to 2018.

Wastes Received: 1994, 1995, 1996

	TOTAL WASTES ACCEPTED			OUT-OF-STATE WASTES ACCEPTED		
	gate cu. yds.	tons	tons/day	gate cu. yds.	tons	% of total
1994	378,547	114,711	441	1,968	596	<1
1995	372,450	112,864	434	40	12	<1
1996	279,114	84,580	325	258 ♦	78	<1

♦ State of origin: Indiana

Remaining Capacities: Jan. 1, 1996, and Jan. 1, 1997

1996 certified gate cu. yds. (tons)	566,000 (172,000)
1997 certified gate cu. yds. (tons)	317,000 ♦ (96,000)

Audits and Inspections

Solid Waste Mgt. Fees paid in 1996	\$78,498
Last audited by Illinois EPA	8-20-96
Facility inspected by	Illinois EPA, Maywood Regional Office

Contacts

Owner

Land & Lakes Co.
123 N. Northwest Highway
Park Ridge, Ill. 60068
☎ 847-825-5000

Operator

Land & Lakes Co.
123 N. Northwest Highway
Park Ridge, Ill. 60068
☎ 847-825-5000

Settler's Hill Recycling and Disposal Facility

County	Kane
Municipality	Batavia
Location	1031 E. Fabyan Parkway
Hours of operation	Mon. – Fri.: 6 a.m. – 4 p.m.; Sat.: 6 a.m. – noon
Wastes accepted	Municipal, nonhazardous special
Tipping fee	\$33 per ton
Owner	Kane County
Operator	Waste Management of Illinois Inc.

Facility Facts

Identification number	089 010 0009
Design capacity, airspace cu. yds.	NA
Total permitted landfill area, acres	291
Permitted disposal area, acres	179
Highest permitted elevation, feet (msl)	903
Leachate monitoring stations	7
Groundwater monitoring wells	14
Methane collection system	Gas-to-energy
Years remaining, estimated by landfill	7
Year opened – year expected to close	1982 – 2004

Wastes Received: 1994, 1995, 1996

	TOTAL WASTES ACCEPTED			OUT-OF-STATE WASTES ACCEPTED		
	gate cu. yds.	tons	tons/day	gate cu. yds.	tons	% of total
1994	1,187,485	359,844	1,384	0	0	0
1995	1,224,378	371,024	1,427	436	132	<1
1996	2,473,276	749,478	2,883	16 [♦]	5	<1

[♦] State of origin: Indiana

Remaining Capacities: Jan. 1, 1996, and Jan. 1, 1997

1996 certified gate cu. yds. (tons)	13,828,000 (4,190,000)
1997 certified gate cu. yds. (tons)	13,162,000 (3,988,000)

Audits and Inspections

Solid Waste Mgt. Fees paid in 1996	\$610,675
Last audited by Illinois EPA	5-29-96
Facility inspected by	Illinois EPA, Maywood Regional Office

Contacts

Owner

Kane County
719 S. Batavia Ave.
Geneva, Ill. 60134
☎ 630-208-5118

Operator

Waste Management of Illinois Inc.
1031 E. Fabyan Parkway
Batavia, Ill. 60510
☎ 630-232-7664

Wheatland Prairie Recycling and Disposal Facility

County	Will
Municipality	Plainfield
Location	25244 W. 111th St.
Hours of operation	Mon. – Fri.: 6:30 a.m. – 3:30 p.m.
Wastes accepted	Municipal, nonhazardous special
Tipping fee	\$35 per ton
Owner	Waste Management of Illinois Inc.
Operator	Waste Management of Illinois Inc.

Facility Facts

Identification number	197 820 0004
Design capacity, airspace cu. yds.	1,860,000
Total permitted landfill area, acres	158
Permitted disposal area, acres	70
Highest permitted elevation, feet (msl)	720
Leachate monitoring stations	4
Groundwater monitoring wells	32
Methane collection system	None
Years remaining, estimated by landfill	4
Date opened – year expected to close	12-31-87 – 2001

Wastes Received: 1994, 1995, 1996

	TOTAL WASTES ACCEPTED			OUT-OF-STATE WASTES ACCEPTED		
	gate cu. yds.	tons	tons/day	gate cu. yds.	tons	% of total
1994	0	0	0	0	0	0
1995	0	0	0	0	0	0
1996	326,898 *	99,060	381	0	0	0

* Temporarily suspended operations during 1994 and 1995; site reopened in June 1996.

Remaining Capacities: Jan. 1, 1996, and Jan. 1, 1997

1996 certified gate cu. yds. (tons)	4,721,000 (1,431,000)
1997 certified gate cu. yds. (tons)	2,469,000 (748,000)

Audits and Inspections

Solid Waste Mgt. Fees paid in 1996	\$106,681
Last audited by Illinois EPA	NA
Facility inspected by	Will County Land Use Department

Contacts

Owner

Waste Management of Illinois Inc.
2 Westbrook Corporate Center, Suite 1000
Westchester, Ill. 60154
☎ 708-409-0700

Operator

Waste Management of Illinois Inc.
25244 W. 111th St.
Plainfield, Ill. 60564
☎ 630-904-1010

Winnetka Municipal Landfill

CLOSED

County	Cook
Municipality	Winnetka
Location	1390 Willow Road
Hours of operation	NA
Wastes accepted	Municipal, nonhazardous special
Tipping fee	NA
Owner	Village of Winnetka
Operator	Village of Winnetka

Facility Facts

Identification number	031 333 0001
Design capacity, airspace cu. yds.	NA
Total permitted landfill area, acres	NA
Permitted disposal area, acres	NA
Highest permitted elevation, feet (msl)	NA
Leachate monitoring stations	NA
Groundwater monitoring wells	12
Methane collection system	None
Years remaining	NA
Year opened – date closed	1975 – 3-31-94 (certified closed 4-6-95)

Wastes Received: 1994, 1995, 1996

	TOTAL WASTES ACCEPTED			OUT-OF-STATE WASTES ACCEPTED		
	gate cu. yds.	tons	tons/day	gate cu. yds.	tons	% of total
1994	8,289	2,512	10	0	0	0
1995	0	0	0	0	0	0
1996	0	0	0	0	0	0

Remaining Capacities: Jan. 1, 1996, and Jan. 1, 1997

1996 certified gate cu. yds. (tons)	0
1997 certified gate cu. yds. (tons)	0

Audits and Inspections

Solid Waste Mgt. Fees paid in 1996	NA
Last audited by Illinois EPA	NA
Facility inspected by	Illinois EPA, Maywood Regional Office

Contacts

Owner

Village of Winnetka
510 Green Bay Road
Winnetka, Ill. 60093
☎ 847-501-6000

Operator

Village of Winnetka
510 Green Bay Road
Winnetka, Ill. 60093
☎ 847-501-6000

Winthrop Harbor/BFI #1-Phase B



County	Lake
Municipality	Zion
Location	701 Green Bay Road
Hours of operation	NA
Wastes accepted	Municipal, nonhazardous special
Tipping fee	NA
Owner	BFI of Illinois Inc.
Operator	BFI of Illinois Inc.

♦ Facility is being replaced by Zion Landfill, which is currently under development. See page R2.30.

Facility Facts

Identification number	097 802 0001
Design capacity, airspace cu. yds.	NA
Total permitted landfill area, acres	178
Permitted disposal area, acres	10
Highest permitted elevation, feet (msl)	810
Leachate monitoring stations	2
Groundwater monitoring wells	50
Methane collection system	Gas-to-energy (planned)
Years remaining	NA
Date opened – date closed	12-31-75 – 7-19-96

Wastes Received: 1994, 1995, 1996

	TOTAL WASTES ACCEPTED			OUT-OF-STATE WASTES ACCEPTED		
	gate cu. yds.	tons	tons/day	gate cu. yds.	tons	% of total
1994	39,606	12,002	46	6,482	1964	16
1995	616,830	186,918	719	71,463	21,655	12
1996	231,379	70,115	270	28,159 ♦	8,533	12

♦ State of origin: Wisconsin

Remaining Capacities: Jan. 1, 1996, and Jan. 1, 1997

1996 certified gate cu. yds. (tons)	295,000 (89,000)
1997 certified gate cu. yds. (tons)	0

Audits and Inspections

Solid Waste Mgt. Fees paid in 1996	\$72,846
Last audited by Illinois EPA	7-23-96
Facility inspected by	Lake County Health Department

Contacts

Owner

BFI of Illinois Inc. ♦
 701 Green Bay Road
 Zion, Ill. 60099
 ☎ 847-746-5777

Operator

BFI of Illinois Inc.
 701 Green Bay Road
 Zion, Ill. 60099
 ☎ 847-746-5777

♦ A subsidiary of Browning-Ferris Industries Inc., 757 N. Eldridge, Houston, Texas 77079 • 281-870-8100

Woodland Recycling and Disposal Facility

County	Kane
Municipality	South Elgin
Location	7 N. 500 Route 25
Hours of operation	Mon. – Fri.: 6 a.m. – 4 p.m.; Sat.: 6 a.m. – noon
Wastes accepted	Municipal, nonhazardous special
Tipping fee	\$34 per ton
Owner	Oak Brook Bank Trust #8-1735
Operator	Waste Management of Illinois Inc.

Facility Facts

Identification number	089 483 0005
Design capacity, airspace cu. yds.	NA
Total permitted landfill area, acres	213
Permitted disposal area, acres	103
Highest permitted elevation, feet (msl)	852
Leachate monitoring stations	4
Groundwater monitoring wells	38
Methane collection system	Gas-to-energy
Years remaining, estimated by landfill	3
Date opened – year expected to close	12-31-76 – 2000

Wastes Received: 1994, 1995, 1996

	TOTAL WASTES ACCEPTED			OUT-OF-STATE WASTES ACCEPTED		
	gate cu. yds.	tons	tons/day	gate cu. yds.	tons	% of total
1994	1,343,139	407,012	1,565	2,353	713	<1
1995	1,542,723	467,492	1,798	4,353	1,319	<1
1996	1,447,866	438,747	1,687	6,405 *	1,941	<1

* States of origin: Indiana, Iowa, Minnesota, Wisconsin

Remaining Capacities: Jan. 1, 1996, and Jan. 1, 1997

1996 certified gate cu. yds. (tons)	6,202,000 (1,879,000)
1997 certified gate cu. yds. (tons)	4,741,000 (1,437,000)

Audits and Inspections

Solid Waste Mgt. Fees paid in 1996	\$332,972
Last audited by Illinois EPA	11-18-97
Facility inspected by	Illinois EPA, Maywood Regional Office

Contacts

Owner

Oak Brook Bank Trust #8-1735
1400 W. 16th St.
Oak Brook, Ill. 60521
☎ 630-571-1050

Operator

Waste Management of Illinois Inc.
7 N. 500 Route 25
South Elgin, Ill. 60120
☎ 847-741-0219

Zion Landfill

County	Lake
Municipality	Zion
Location	701 Green Bay Road
Hours of operation	Mon. – Fri.: 6 a.m. – 4 p.m.; Sat.: 6 a.m. – 1 p.m. ♦
Wastes accepted	Municipal, nonhazardous special
Tipping fee	NA
Owner	BFI of Illinois Inc.
Operator	BFI of Illinois Inc.

♦ When open in 1998. Facility replaces Winthrop Harbor/BFI #1-Phase B, which closed in 1996. See page R2.28.

Facility Facts

Identification number	097 802 0002
Design capacity, airspace cu. yds.	12,000,000
Total permitted landfill area, acres	150
Permitted disposal area, acres	110 ♦
Highest permitted elevation, feet (msl)	830
Leachate monitoring stations	6
Groundwater monitoring wells	52
Methane collection system	Gas-to-energy (planned)
Years remaining, estimated by landfill	20
Year expected to open – close	1998 – 2018

UNDER DEVELOPMENT

♦ Includes 35 acres of Winthrop Harbor/BFI #1.

Wastes Received: 1994, 1995, 1996

	TOTAL WASTES ACCEPTED			OUT-OF-STATE WASTES ACCEPTED		
	gate cu. yds.	tons	tons/day	gate cu. yds.	tons	% of total
1994	0	0	0	0	0	0
1995	0	0	0	0	0	0
1996	0	0	0	0	0	0

Remaining Capacities: Jan. 1, 1996, and Jan. 1, 1997

1996 certified gate cu. yds. (tons)	0
1997 certified gate cu. yds. (tons)	0

Audits and Inspections

Solid Waste Mgt. Fees paid in 1996	NA
Last audited by Illinois EPA	NA
Facility inspected by	Lake County Health Department

Contacts

Owner	Operator
BFI of Illinois Inc. ♦ 701 Green Bay Road Zion, Ill. 60099 ☎ 847-746-5777	BFI of Illinois Inc. 701 Green Bay Road Zion, Ill. 60099 ☎ 847-746-5777

♦ A subsidiary of Browning-Ferris Industries Inc., 757 N. Eldridge, Houston, Texas 77079 • 281-870-8100

American Wood Recycling Transfer Station

County	Cook
Municipality	Hoffman Estates
Location	1601 Beverly Road and Prairie Stone
Hours of operation	Mon. – Fri.: 7 a.m. – 4 p.m.; Sat.: 7 a.m. – 3 p.m.
Wastes accepted	Landscape
Tipping fee	\$32 per ton
Owner	American Wood Recycling Inc.
Operator	American Wood Recycling Inc.

Facility Facts

Identification number	031 449 0002
Opened, year	1996
Facility inspected by	Illinois EPA, Maywood Regional Office

Wastes Received: 1996

Tons per year	24,000
Tons per day	92

Contacts

Owner

American Wood Recycling Inc.
1100 Brandt Drive
Elgin, Ill. 60210
☎ 847-426-6354

Operator

American Wood Recycling Inc.
16077 Depot Place
Prairie View, Ill. 60069
☎ 847-426-6354

Apollo Disposal Service Transfer Station

County	Kankakee
Municipality	Momence
Location	120 E. Industrial Drive
Hours of operation	Mon. – Fri.: 7 a.m. – 4:30 p.m.
Wastes accepted	Municipal
Tipping fee	NA
Owner	Apollo Disposal Service Inc. ♦♦
Operator	Apollo Disposal Service Inc.



♦ Opened in July 1997. ♦♦ A subsidiary of Allied Waste Industries Inc.

Facility Facts

Identification number	091 065 0003
Opened, year	1997
Facility inspected by	Kankakee County Health Department

Wastes Received: 1996

Tons per year	0
Tons per day	0

Contacts

Owner

Apollo Disposal Service Inc. ♦
701 Pine St.
Momence, Ill. 60954
☎ 815-472-3332

Operator

Apollo Disposal Service Inc.
701 Pine St.
Momence, Ill. 60954
☎ 815-472-3332

♦ A subsidiary of Allied Waste Industries Inc. Regional office: 3837 W. 127th St., Alsip, Ill. 60803 • 708-824-3060

Arc Disposal Co. Transfer Station

County	Cook
Municipality	Mount Prospect (unincorporated)
Location	2101 S. Busse Road
Hours of operation	Mon. – Fri.: 6 a.m. – 6 p.m.; Sat.: 8 a.m. – noon
Wastes accepted	Municipal, industrial, commercial
Tipping fee	NA
Owner	Arc Disposal Co. Inc.
Operator	Arc Disposal Co. Inc.

Facility Facts

Identification number	031 804 0001
Opened, year	1984
Facility inspected by	Illinois EPA, Maywood Regional Office

Wastes Received: 1996

Tons per year	123,975
Tons per day	477

Contacts

Owner

Arc Disposal Co. Inc.
2101 S. Busse Road
Mount Prospect, Ill. 60056
☎ 847-981-0091

Operator

Arc Disposal Co. Inc.
2101 S. Busse Road
Mount Prospect, Ill. 60056
☎ 847-981-0091

Banner-Western Transfer & Recycling Center

County	Will
Municipality	Rockdale
Location	2100 Moen Ave.
Hours of operation	Mon. – Fri.: 6 a.m. – 5 p.m.; Sat.: 6 a.m. – 1 p.m.
Wastes accepted	Municipal, landscape, recyclables
Tipping fee	NA
Owner	Waste Management of Illinois Inc.
Operator	Waste Management of Illinois Inc.

Facility Facts

Identification number	197 085 0012
Opened, year	1993
Facility inspected by	Will County Land Use Department

Wastes Received: 1996

Tons per year	52,200
Tons per day	201

Contacts

Owner

Waste Management of Illinois Inc.
2 Westbrook Corporate Center, Suite 1000
Westchester, Ill. 60154
☎ 708-409-0700

Operator

Waste Management of Illinois Inc.
2100 Moen Ave.
Rockdale, Ill. 60434
☎ 815-725-4200

Best Lawns Transfer Station

County	Cook
Municipality	Streamwood
Location	1435 Yorkshire Drive
Hours of operation	Mon. – Fri.: 6:30 a.m. – 5 p.m.
Wastes accepted	Landscape
Tipping fee	\$37 per ton
Owner	West Suburban Bank Trust #8822
Operator	Best Lawns Inc.

Facility Facts

Identification number	031 306 5042
Opened, year	1995
Facility inspected by	Illinois EPA, Maywood Regional Office

Wastes Received: 1996

Tons per year	15,488
Tons per day	60

Contacts

Owner

West Suburban Bank Trust #8822
711 S. Westmore Ave.
Lombard, Ill. 60148
☎ 630-916-1195

Operator

Best Lawns Inc.
1435 Yorkshire Drive
Streamwood, Ill. 60107
☎ 630-213-7900

BFI-Evanston Transfer Station ♦

County	Cook
Municipality	Evanston
Location	1710 Lyons
Hours of operation	Mon. – Sat.: 6 a.m. – 6 p.m.
Wastes accepted	Municipal
Tipping fee	\$50 per ton
Owner	BFI Waste Systems of North America Inc.
Operator	BFI Waste Systems of North America Inc.

♦ Formerly Active Service Corp. Transfer Station.

Facility Facts

Identification number	031 081 0003
Opened, year	1984
Facility inspected by	Illinois EPA, Maywood Regional Office

Wastes Received: 1996

Tons per year	182,700
Tons per day (average)	703

Contacts

Owner

BFI Waste Systems of North America Inc. ♦
1712 Church St.
Evanston, Ill. 60201
☎ 847-328-5100

Operator

BFI Waste Systems of North America Inc.
1710 Lyons
Evanston, Ill. 60201
☎ 847-328-5100

♦ A subsidiary of Browning-Ferris Industries Inc., 757 N. Eldridge, Houston, Texas 77079 • 281-870-8100

BFI-Northbrook Transfer Station ♦

County	Cook
Municipality	Northbrook
Location	2750 Shermer Road
Hours of operation	Mon. – Fri.: 6 a.m. – 3:30 p.m.
Wastes accepted	Municipal
Tipping fee	NA
Owner	BFI Waste Systems of North America Inc.
Operator	BFI Waste Systems of North America Inc.

♦ Formerly Brooks Disposal Services Transfer Station.

Facility Facts

Identification number	031 207 3004
Opened, year	1983
Facility inspected by	Illinois EPA, Maywood Regional Office

Wastes Received: 1996

Tons per year	93,960
Tons per day	361

Contacts

Owner

BFI Waste Systems of North America Inc. ♦
2750 Shermer Road
Northbrook, Ill. 60062
☎ 847-272-4145

Operator

BFI Waste Systems of North America Inc.
2750 Shermer Road
Northbrook, Ill. 60062
☎ 847-272-4145

♦ A subsidiary of Browning-Ferris Industries Inc., 757 N. Eldridge, Houston, Texas 77079 • 281-870-8100

BFI Waste Systems of North America ♦

County	Cook
Municipality	Chicago
Location	1220 W. Carroll Ave.
Hours of operation	Mon. – Fri.: 6 a.m. – 5 p.m.; Sat.: 6 a.m. – noon
Wastes accepted	Municipal
Tipping fee	\$45 per ton
Owner	BFI Waste Systems of North America Inc.
Operator	BFI Waste Systems of North America Inc.

♦ Formerly BFI of Illinois Inc./Hoving Transfer Station.

Facility Facts

Identification number	031 628 0008
Opened, year	1982
Facility inspected by	Chicago Department of Environment

Wastes Received: 1996

Tons per year	200,000
Tons per day (average)	769

Contacts

Owner

BFI Waste Systems of North America Inc. ♦
1220 W. Carroll Ave.
Chicago, Ill. 60607
☎ 312-829-5741

Operator

BFI Waste Systems of North America Inc.
1220 W. Carroll Ave.
Chicago, Ill. 60607
☎ 312-829-5741

♦ A subsidiary of Browning-Ferris Industries Inc., 757 N. Eldridge, Houston, Texas 77079 • 281-870-8100

CDT Transfer Material Recovery Facility

County	Will
Municipality	Joliet
Location	2851 Mound Road
Hours of operation	Mon. – Fri.: 6 a.m. – 4 p.m.; Sat.: 7 a.m. – noon
Wastes accepted	Municipal, C&D debris, white goods
Tipping fee	NA
Owner	CDT Transfer Material Recovery Facility
Operator	CDT Transfer Material Recovery Facility

Facility Facts

Identification number	197 045 0096
Opened, year	1996
Facility inspected by	Will County Land Use Department

Wastes Received: 1996

Tons per year	123,975
Tons per day	477

Contacts

Owner

CDT Transfer Material Recovery Facility
2851 Mound Road
Joliet Ill. 60436
☎ 815-741-0736

Operator

CDT Transfer Material Recovery Facility
2851 Mound Road
Joliet Ill. 60436
☎ 815-741-0736

Chicago Disposal Transfer Station

County	Cook
Municipality	Chicago
Location	11800 S. Ewing Ave.
Hours of operation	Mon. – Fri.: 5 a.m. – 6 p.m.; Sat.: 5 a.m. – 2 p.m.
Wastes accepted	Municipal, medical waste
Tipping fee	NA
Owner	South Chicago Bank Trust #112384
Operator	Chicago Disposal Inc.

Facility Facts

Identification number	031 646 5002
Opened, year	1994
Facility inspected by	Chicago Department of Environment

Wastes Received: 1996

Tons per year	60,000
Tons per day	300

Contacts

Owner

South Chicago Bank Trust #112384
11834 S. Ewing Ave.
Chicago, Ill. 60607
☎ 773-978-7800

Operator

Chicago Disposal Inc.
11834 S. Ewing Ave.
Chicago, Ill. 60607
☎ 773-978-7800

CID Material Recovery & Recycling Facility

County	Cook
Municipality	Chicago
Location	13707 S. Jeffrey Ave.
Hours of operation	Mon. – Sat.: 7 a.m. – 5 p.m.
Wastes accepted	Municipal, recyclables
Tipping fee	NA
Owner	Waste Management of Illinois Inc.
Operator	CID Material Recovery and Recycling Facility

Facility Facts

Identification number	031 039 5011
Opened, year	1995
Facility inspected by	Illinois EPA, Maywood Regional Office ♦

♦ Also inspected by Chicago Department of Environment.

Wastes Received: 1996

Tons per year	293,625 ♦
Tons per day	1,129

♦ Blue Bag recycling participant; diverted 21,644 tons of recyclables from landfills.

Contacts

Owner

Waste Management of Illinois Inc.
2 Westbrook Corporate Center, Suite 1000
Westchester, Ill. 60154

☎ 708-409-0700

Operator

CID Material Recovery and Recycling Facility
13707 S. Jeffrey Ave.
Chicago, Ill. 60633

☎ 773-646-7611

Citiwaste Transfer Station

County	Will
Municipality	Joliet
Location	808 S. Joliet St.
Hours of operation	Mon. – Fri.: 6:30 a.m. – 4 p.m.; Sat.: 6:30 a.m. – noon
Wastes accepted	C&D debris, landscape, recyclables (no garbage)
Tipping fee	\$30 per ton
Owner	Citiwaste Inc. ♦
Operator	Citiwaste Inc.

♦ A subsidiary of Allied Waste Industries Inc.

Facility Facts

Identification number	197 809 3002
Opened, year	1994
Facility inspected by	Will County Land Use Department

Wastes Received: 1996

Tons per year	20,880
Tons per day	80

Contacts

Owner

Citiwaste Inc. ♦
808 S. Joliet St.
Joliet, Ill. 60434
☎ 815-723-3200

Operator

Citiwaste Inc.
808 S. Joliet St.
Joliet, Ill. 60434
☎ 815-723-3200

♦ A subsidiary of Allied Waste Industries Inc. Regional office: 3837 W. 127th St., Alsip, Ill. 60803 • 708-824-3060

City Transfer Systems

County	Cook
Municipality	Chicago
Location	2464 S. Laflin St.
Hours of operation	Mon. – Fri.: 5 a.m. – 8 p.m.; Sat.: 5 a.m. – 2 p.m.
Wastes accepted	Municipal, recyclables
Tipping fee	\$40 per ton
Owner	American Disposal Transfer Services of Illinois Inc.
Operator	American Disposal Transfer Services of Illinois Inc.

Facility Facts

Identification number	031 631 0003
Opened, year	1984
Facility inspected by	Chicago Department of Environment

Wastes Received: 1996

Tons per year	52,200
Tons per day	201

Contacts

Owner

American Disposal Transfer Services
of Illinois Inc.
745 McClintock Drive, Suite 230
Burr Ridge, Ill. 60521
☎ 630-655-1105

Operator

American Disposal Transfer Services
of Illinois Inc.
2464 S. Laflin St.
Chicago, Ill. 60608
☎ 312-243-7771

D & D Disposal Services Transfer Station

County	Cook
Municipality	Chicago
Location	2401 S. Laflin St.
Hours of operation	Mon. – Fri.: 6 a.m. – 11 p.m.; Sat.: 6 a.m. – 2 p.m.
Wastes accepted	Municipal, construction and demolition debris
Tipping fee	NA
Owner	D & D Disposal Services Inc.
Operator	Illinois Recycling Service Inc./Loop Transfer

Facility Facts

Identification number	031 631 0014
Opened, year	1989
Facility inspected by	Chicago Department of Environment

Wastes Received: 1996

Tons per year	313,200
Tons per day (average)	1,205

Contacts

Owner

D & D Disposal Services Inc.
2401 S. Laflin St.
Chicago, Ill. 60608
☎ 312-942-0042

Operator

Illinois Recycling Service Inc./Loop Transfer
2401 S. Laflin St.
Chicago, Ill. 60608
☎ 312-942-0042

DuPage Yard Waste Transfer Station

County	DuPage
Municipality	West Chicago
Location	1195 W. Washington St.
Hours of operation	NA
Wastes accepted	Landscape
Tipping fee	\$30 per ton
Owner	Bill Brown Enterprises
Operator	Bill Brown Enterprises

Facility Facts

Identification number	043 090 5794
Opened, year	1996
Facility inspected by	DuPage County Solid Waste Department

Wastes Received: 1996

Tons per year	0
Tons per day	0

Contacts

Owner

Bill Brown Enterprises
2 N. 035 Indian Knoll Road
West Chicago, Ill. 60185
☎ 630-876-8900

Operator

Bill Brown Enterprises
1195 W. Washington St.
West Chicago, Ill. 60185
☎ 630-876-8900

Great Lakes Disposal Transfer Station

County	Cook
Municipality	Blue Island
Location	13546 S. Western Ave.
Hours of operation	Mon. – Sat.: 6 a.m. – 6 p.m.
Wastes accepted	Municipal, recyclables
Tipping fee	\$40 per ton
Owner	First National Bank Trust
Operator	Great Lakes Disposal Inc.

Facility Facts

Identification number	031 024 0023
Opened, year	1991
Facility inspected by	Illinois EPA, Maywood Regional Office

Wastes Received: 1996

Tons per year	65,250
Tons per day	251

Contacts

Owner

First National Bank Trust
3101 W. 95th St.
Evergreen Park, Ill. 60642
☎ 708-422-6700

Operator

Great Lakes Disposal Inc.
13546 S. Western Ave.
Blue Island, Ill. 60406
☎ 708-388-9999

Groen Waste Transfer Station

County	Cook
Municipality	Blue Island
Location	3100 W. Wireton Road
Hours of operation	Mon. – Fri.: 5 a.m. – 6 p.m.; Sat.: 6 a.m. – 4:15 p.m.
Wastes accepted	Municipal, landscape, recyclables
Tipping fee	\$30 per ton
Owner	Illinois Development Corp.
Operator	Allied Waste Industries Inc.

Facility Facts

Identification number	031 024 0006
Opened, year	1981
Facility inspected by	Illinois EPA, Maywood Regional Office

Wastes Received: 1996

Tons per year	235,419
Tons per day	906

Contacts

Owner

Illinois Development Corp.
137 E. 154th St.
South Holland, Ill. 60473
☎ 708-385-7232

Operator

Allied Waste Industries Inc. ♦
3100 W. Wireton Road
Blue Island, Ill. 60406
☎ 708-385-8252

♦ Regional office: 3837 W. 127th St., Alsip, Ill. 60803 • 708-824-3060

Groot Industries/Chicago Transfer Station

County	Cook
Municipality	Chicago
Location	6747 N. Elmhurst Road
Hours of operation	Mon. – Sat.: 5 a.m. – 5 p.m.
Wastes accepted	Municipal, construction and demolition debris
Tipping fee	NA
Owner	Groot Industries Inc.
Operator	Groot Industries Inc.

Facility Facts

Identification number	031 676 0001
Opened, year	1983
Facility inspected by	Chicago Department of Environment

Wastes Received: 1996

Tons per year	339,300
Tons per day	1,305

Contacts

Owner

Groot Industries Inc.
1759 Elmhurst Road
Elk Grove Village, Ill. 60007
☎ 773-242-1977

Operator

Groot Industries Inc.
1759 Elmhurst Road
Elk Grove Village, Ill. 60007
☎ 708-242-1977

Groot Industries/McCook Transfer Station

County	Cook
Municipality	McCook
Location	8475 W. 53rd St.
Hours of operation	Mon. – Sat.: 24 hours (with 1 hour for cleanup)
Wastes accepted	Municipal, landscape, recyclables
Tipping fee	NA
Owner	Groot Industries Inc.
Operator	Groot Industries Inc.

Facility Facts

Identification number	031 174 0016
Opened, year	1988
Facility inspected by	Illinois EPA, Maywood Regional Office

Wastes Received: 1996

Tons per year	143,550
Tons per day (average)	552

Contacts

Owner

Groot Industries Inc.
1759 Elmhurst Road
Elk Grove Village, Ill. 60007
☎ 773-242-1977

Operator

Groot Industries Inc.
8475 W. 53rd St.
McCook, Ill. 60525
☎ 708-485-0900

Homewood Scavenger Service Transfer Station

County	Cook
Municipality	East Hazel Crest
Location	17415 S. Ashland Ave.
Hours of operation	Mon. – Fri.: 5 a.m. – 4 p.m.
Wastes accepted	Municipal
Tipping fee	\$40 per ton
Owner	Homewood Scavenger Service Inc.
Operator	Homewood Scavenger Service Inc.

Facility Facts

Identification number	031 075 0002
Opened, year	1983
Facility inspected by	Illinois EPA, Maywood Regional Office

Wastes Received: 1996

Tons per year	104,400
Tons per day	402

Contacts

Owner

Homewood Scavenger Service Inc.
17415 S. Ashland Ave.
East Hazel Crest, Ill. 60429
☎ 630-798-1004

Operator

Homewood Scavenger Service Inc.
17415 S. Ashland Ave.
East Hazel Crest, Ill. 60429
☎ 630-798-1004

Frank F. Kucera Co. Transfer Station

County	Cook
Municipality	Cicero
Location	1800 S. Laramie
Hours of operation	Mon. – Sat.: 5 a.m. – 6 p.m.
Wastes accepted	Municipal
Tipping fee	\$50 per ton
Owner	Frank F. Kucera Co.
Operator	Frank F. Kucera Co.

Facility Facts

Identification number	031 051 0004
Opened, year	1984
Facility inspected by	Illinois EPA, Maywood Regional Office

Wastes Received: 1996

Tons per year	78,300
Tons per day	300

Contacts

Owner

Frank F. Kucera Co.
1800 S. Laramie
Cicero, Ill. 60804
☎ 708-652-0025

Operator

Frank F. Kucera Co.
1800 S. Laramie
Cicero, Ill. 60804
☎ 708-652-0025

Land Restoration Products Transfer Station

County	Lake
Municipality	Lake Bluff
Location	30120 N. Skokie Highway
Hours of operation	Mon. – Sat.: 7 a.m. – 7 p.m.
Wastes accepted	Landscape
Tipping fee	\$13.50 per ton
Owner	MBL Development
Operator	DK Recycling Systems Inc.

Facility Facts

Identification number	097 075 0013
Opened, year	1995
Facility inspected by	Lake County Health Department

Wastes Received: 1996

Tons per year	4,644
Tons per day	18

Contacts

Owner

MBL Development
1031 Ashley Road
Lake Forest, Ill. 60045
☎ 847-634-9561

Operator

DK Recycling Systems Inc.
21 N. Skokie Highway, Suite 106
Lake Bluff, Ill. 60044
☎ 847-234-5499

Liberty Waste-McCook Transfer Station ♦



County	Cook
Municipality	McCook
Location	5100 S. Lawndale Ave.
Hours of operation	Mon. – Fri.: 6 a.m. – 6 p.m.; Sat.: 6 a.m. – noon
Wastes accepted	Municipal, C&D debris, landscape, recyclables, used tires
Tipping fee	NA
Owner	EAC Systems Inc.
Operator	Liberty Waste Services

♦ Formerly West Suburban Recycling and Energy Center Transfer Station. ♦♦ Operating permit issued 8-1-97.

Facility Facts

Identification number	031 174 5027
Opened, year	1997
Facility inspected by	Illinois EPA, Maywood Regional Office

Wastes Received: 1996

Tons per year	0 ♦
Tons per day	0

♦ No wastes handled during 1996; operating permit issued 8-1-97.

Contacts

Owner
EAC Systems Inc.
79 N. Pearl St.
Albany, N.Y. 12207
☎ 518-434-1227

Operator
Liberty Waste Services
5100 S. Lawndale Ave.
McCook, Ill. 60501
☎ 708-728-0331

Medill Material Recovery & Recycling Facility

County	Cook
Municipality	Chicago
Location	1633 W. Medill Ave.
Hours of operation	Mon. – Fri.: 5 a.m. – 2 a.m.; Sat.: 5 a.m. – 5 p.m.
Wastes accepted	Municipal
Tipping fee	NA
Owner	Chicago Department of Environment
Operator	Waste Management of Illinois Inc.

Facility Facts

Identification number	031 607 5074
Opened, year	1995
Facility inspected by	Illinois EPA, Maywood Regional Office ♦

♦ Also inspected by Chicago Department of Environment.

Wastes Received: 1996

Tons per year	233,492 ♦
Tons per day	898

♦ Blue Bag recycling participant; diverted 31,902 tons of recyclables from landfills.

Contacts

Owner

Chicago Department of Environment
30 N. LaSalle St., 25th Floor
Chicago, Ill. 60602
☎ 312-744-5711

Operator

Waste Management of Illinois Inc.
2 Westbrook Corporate Center, Suite 1000
Westchester, Ill. 60154
☎ 708-409-0700

Mr. K's Garden & Material Center Transfer Station

County	Cook
Municipality	Park Ridge
Location	1440 W. Higgins Road
Hours of operation	Mon. – Fri.: 8 a.m. – 7 p.m.
Wastes accepted	Landscape
Tipping fee	\$49.50 per ton
Owner	Mr. K's Garden & Material Center
Operator	Mr. K's Garden & Material Center

Facility Facts

Identification number	031 246 0019
Opened, year	1996
Facility inspected by	Illinois EPA, Maywood Regional Office

Wastes Received: 1996

Tons per year	85,800
Tons per day	330

Contacts

Owner

Mr. K's Garden & Material Center
1440 W. Higgins Road
Park Ridge, Ill. 60068
☎ 847-692-2118

Operator

Mr. K's Garden & Material Center
1440 W. Higgins Road
Park Ridge, Ill. 60068
☎ 847-692-2118

National Recovery Transfer Station

County	Cook
Municipality	Chicago
Location	1750-1850 W. Carroll Ave.
Hours of operation	Mon. – Sat.: 24 hours
Wastes accepted	Municipal, recyclables
Tipping fee	NA
Owner	National Waste Services Inc. ♦
Operator	National Waste Services Inc.

♦ A subsidiary of Allied Waste Industries Inc.

Facility Facts

Identification number	031 628 0012
Opened, year	1985
Facility inspected by	Chicago Department of Environment

Wastes Received: 1996

Tons per year	234,900
Tons per day (average)	903

Contacts

Owner

National Waste Services Inc. ♦
2806 S. Damen Ave.
Chicago, Ill. 60608
☎ 773-579-3600

Operator

National Waste Services Inc.
2806 S. Damen Ave.
Chicago, Ill. 60608
☎ 773-579-3600

♦ A subsidiary of Allied Waste Industries Inc. Regional office: 3837 W. 127th St., Alsip, Ill. 60803 • 708-824-3060

National/Spelman Transfer Station

County	Cook
Municipality	Chicago
Location	364 N. Green St.
Hours of operation	Mon. – Sat.: 5 a.m. – 5 p.m.
Wastes accepted	Municipal, recyclables
Tipping fee	\$45 per ton
Owner	National Waste Services Inc. ♦
Operator	National Waste Services Inc.

♦ A subsidiary of Allied Waste Industries Inc.

Facility Facts

Identification number	031 627 0025
Opened, year	1995
Facility inspected by	Chicago Department of Environment

Wastes Received: 1996

Tons per year	104,400
Tons per day	402

Contacts

Owner

National Waste Services Inc. ♦
5817 W. Ogden Ave.
Chicago, Ill. 60650
☎ 773-579-3600

Operator

National Waste Services Inc.
364 N. Green St.
Chicago, Ill. 60612
☎ 312-226-0092

♦ A subsidiary of Allied Waste Industries Inc. Regional office: 3837 W. 127th St., Alsip, Ill. 60803 • 708-824-3060

Northwest Material Recovery & Recycling Facility

County	Cook
Municipality	Chicago
Location	750 N. Kilbourne Ave.
Hours of operation	Continuous, from 5 a.m. Mon. to 5 p.m. Sat.
Wastes accepted	Municipal, landscape, recyclables
Tipping fee	NA
Owner	Chicago Department of Environment
Operator	Waste Management of Illinois Inc.

Facility Facts

Identification number	031 626 5018
Opened, year	1995
Facility inspected by	Illinois EPA, Maywood Regional Office [♦]

[♦] Also inspected by Chicago Department of Environment.

Wastes Received: 1996

Tons per year	326,612 [♦]
Tons per day	1,142 ^{♦♦}

[♦] Blue Bag recycling participant; diverted 23,651 tons of recyclables from landfills. ^{♦♦} Based on 5.5-day week.

Contacts

Owner

Chicago Department of Environment
30 N. LaSalle St., 25th Floor
Chicago, Ill. 60602

☎ 312-744-5711

Operator

Waste Management of Illinois Inc.
2 Westbrook Corporate Center, Suite 1000
Westchester, Ill. 60154

☎ 708-409-0700

Ravenswood Disposal Service Transfer Station

County	Cook
Municipality	Chicago
Location	200 N. Talman Ave.
Hours of operation	Mon. – Fri.: 6 a.m. – 11 p.m.; Sat.: 6 a.m. – 5 p.m.
Wastes accepted	Construction and demolition debris
Tipping fee	NA
Owner	Ravenswood Disposal Service Inc.
Operator	Ravenswood Disposal Service Inc.

Facility Facts

Identification number	031 627 0011
Opened, year	1994
Facility inspected by	Chicago Department of Environment

Wastes Received: 1996

Tons per year	26,000
Tons per day	100

Contacts

Owner

Ravenswood Disposal Service Inc.
221 N. Washtenaw
Chicago, Ill. 60612
☎ 773-761-7706

Operator

Ravenswood Disposal Service Inc.
200 N. Talman Ave.
Chicago, Ill. 60612
☎ 773-761-7706

Rolling Meadows Transfer Station ♦

County	Cook
Municipality	Rolling Meadows
Location	3851 Berdnick St.
Hours of operation	Mon. – Sat.: 6 a.m. – 4 p.m.
Wastes accepted	Municipal
Tipping fee	NA
Owner	City of Rolling Meadows
Operator	City of Rolling Meadows

♦ Formerly SWANCC Transfer Station #1.

Facility Facts

Identification number	031 273 0009
Opened, year	1991
Facility inspected by	Illinois EPA, Maywood Regional Office

Wastes Received: 1996

Tons per year	3,000
Tons per day	12

Contacts

Owner

City of Rolling Meadows
3900 Berdnick St.
Rolling Meadows, Ill. 60008
☎ 847-963-0500

Operator

City of Rolling Meadows
3900 Berdnick St.
Rolling Meadows, Ill. 60008
☎ 847-963-0500

Shred-All Recycling Systems Transfer Station

County	Cook
Municipality	Chicago
Location	1231 W. 42nd St.
Hours of operation	Mon. – Sat.: 23 hours daily – 3 a.m. – 2 a.m.
Wastes accepted	Municipal, recyclables
Tipping fee	\$35 per ton
Owner	Shred-All Recycling Systems Inc.
Operator	Shred-All Recycling Systems Inc.

Facility Facts

Identification number	031 661 0042
Opened, year	1993
Facility inspected by	Chicago Department of Environment

Wastes Received: 1996

Tons per year	342,000
Tons per day	1,315

Contacts

Owner

Shred-All Recycling Systems Inc.
1231 W. 42nd St.
Chicago, Ill. 60609
☎ 773-523-6900

Operator

Shred-All Recycling Systems Inc.
1231 W. 42nd St.
Chicago, Ill. 60609
☎ 773-523-6900

Speedway Disposal & Recycling

County	Kane
Municipality	Elburn
Location	1 N. 138 Linlar Drive
Hours of operation	Mon. – Fri.: 6 a.m. – 5 p.m.; Sat.: 8 a.m. – noon
Wastes accepted	Municipal
Tipping fee	\$50 per ton
Owner	New Horizons Ltd.
Operator	Speedway Disposal & Recycling

Facility Facts

Identification number	089 803 0004
Opened, year	1992
Facility inspected by	Illinois EPA, Maywood Regional Office

Wastes Received: 1996

Tons per year	52,200
Tons per day	201

Contacts

Owner

New Horizons Ltd.
Box 461
Geneva, Ill. 60134
☎ 630-232-4377

Operator

Speedway Disposal & Recycling
Box 461
Geneva, Ill. 60134
☎ 630-232-7070

Star Disposal Service Transfer Station

County	Cook
Municipality	Park Forest
Location	20 South St.
Hours of operation	Mon. – Fri.: 6 a.m. – 4 p.m.
Wastes accepted	Municipal
Tipping fee	\$40 per ton
Owner	Homewood Scavenger Service Inc.
Operator	Homewood Scavenger Service Inc.

Facility Facts

Identification number	031 474 0001
Opened, year	1981
Facility inspected by	Illinois EPA, Maywood Regional Office

Wastes Received: 1996

Tons per year	91,350
Tons per day (average)	351

Contacts

Owner

Homewood Scavenger Service Inc.
17415 S. Ashland Ave.
East Hazel Crest, Ill. 60429
☎ 708-798-1004

Operator

Homewood Scavenger Service Inc.
17415 S. Ashland Ave.
East Hazel Crest, Ill. 60429
☎ 708-798-1004

Suburban Transfer Station ♦

County	Cook
Municipality	Crestwood
Location	4330 W. 137th Place
Hours of operation	Mon. – Fri.: 5 a.m. – 10 p.m.; Sat.: 5 a.m. – 3 p.m.
Wastes accepted	Municipal, landscape, recyclables
Tipping fee	\$44 per ton
Owner	Illinois Recycling Services
Operator	Illinois Recycling Services

♦ Formerly USA Waste Services Crestwood Transfer Station.

Facility Facts

Identification number	031 060 0001
Opened, year	1981
Facility inspected by	Illinois EPA, Maywood Regional Office

Wastes Received: 1996

Tons per year	114,400
Tons per day (average)	440

Contacts

Owner

Illinois Recycling Services
13740 S. Kostner
Crestwood, Ill. 60445
☎ 708-389-6312

Operator

Illinois Recycling Services
4330 W. 137th Place
Crestwood, Ill. 60445
☎ 708-389-6389

TCD Services Transfer Station

County	Will
Municipality	Wilmington
Location	Route 53 and Coal City Road
Hours of operation	Mon. – Fri.: 7 a.m. – 5 p.m.
Wastes accepted	Municipal, landscape, recyclables
Tipping fee	\$32 per ton
Owner	Waste Management of Illinois Inc.
Operator	Waste Management of Illinois Inc.

Facility Facts

Identification number	197 110 0003
Opened, year	1980
Facility inspected by	Will County Land Use Department

Wastes Received: 1996

Tons per year	13,833
Tons per day	53

Contacts

Owner

Waste Management of Illinois Inc.
2 Westbrook Corporate Center, Suite 1000
Westchester, Ill. 60154
☎ 708-409-0700

Operator

Waste Management of Illinois Inc.
2 Westbrook Corporate Center, Suite 1000
Westchester, Ill. 60154
☎ 708-409-0700

34th Street Material Recovery & Recycling Facility

County	Cook
Municipality	Chicago
Location	3757 W. 34th St.
Hours of operation	Continuous, from 5 a.m. Mon. to 5 p.m. Sat.
Wastes accepted	Municipal, recyclables
Tipping fee	NA
Owner	Chicago Department of Environment
Operator	Waste Management of Illinois Inc.

Facility Facts

Identification number	031 630 0004
Opened, year	1995
Facility inspected by	Illinois EPA, Maywood Regional Office ♦

♦ Also inspected by Chicago Department of Environment.

Wastes Received: 1996

Tons per year	317,637 ♦
Tons per day	1,222

♦ Blue Bag recycling participant; diverted 27,082 tons of recyclables from landfills.

Contacts

Owner

Chicago Department of Environment
30 N. LaSalle St., 25th Floor
Chicago, Ill. 60602

☎ 312-744-5711

Operator

Waste Management of Illinois Inc.
3757 W. 34th St.
Chicago, Ill. 60623

☎ 773-843-3345

United Disposal of Bradley Transfer Station

County	Kankakee
Municipality	Bradley
Location	1000 E. Liberty
Hours of operation	Mon. – Sat.: 6 a.m. – 5 p.m.
Wastes accepted	Municipal
Tipping fee	NA
Owner	Municipal Trust & Savings Bank Trust #0799
Operator	United Disposal of Bradley Inc.

Facility Facts

Identification number	091 020 0013
Opened, year	1995
Facility inspected by	Kankakee County Health Department

Wastes Received: 1996

Tons per year	16,965
Tons per day	65

Contacts

Owner

Municipal Trust & Savings Bank Trust #0799
Box 146
Bourbonnais, Ill. 60914
☎ 815-226-9803

Operator

United Disposal of Bradley Inc.
1000 E. Liberty
Bradley, Ill. 60915
☎ 815-933-0081

USA Waste Services Chicago Transfer Station

County	Cook
Municipality	Chicago
Location	16 W. 64th St.
Hours of operation	Mon. – Fri.: 7 a.m. – 2 p.m.
Wastes accepted	Municipal
Tipping fee	NA
Owner	USA Waste Services of Illinois Inc.
Operator	USA Waste Services of Illinois Inc.

Facility Facts

Identification number	031 668 0003
Opened, year	1986
Facility inspected by	Chicago Department of Environment

Wastes Received: 1996

Tons per year	195,750
Tons per day	753

Contacts

Owner

USA Waste Services of Illinois Inc.
13740 S. Kostner
Crestwood, Ill. 60445
☎ 708-389-6312

Operator

USA Waste Services of Illinois Inc.
16 W. 64th St.
Chicago, Ill. 60621
☎ 773-994-6031

Waste Mgt.-Metro/Chicago Transfer Station

County	Cook
Municipality	Chicago
Location	1500 N. Hooker St.
Hours of operation	Mon. – Sat.: 24 hours daily
Wastes accepted	Municipal
Tipping fee	\$45 per ton
Owner	Waste Management of Illinois Inc.
Operator	Waste Management of Illinois Inc.

Facility Facts

Identification number	031 600 0052
Opened, year	1981
Facility inspected by	Chicago Department of Environment

Wastes Received: 1996

Tons per year	417,600
Tons per day	1,606

Contacts

Owner

Waste Management of Illinois Inc.
2 Westbrook Corporate Center, Suite 1000
Westchester, Ill. 60154
☎ 708-409-0700

Operator

Waste Management of Illinois Inc.
1500 N. Hooker St.
Chicago, Ill. 60651
☎ 312-994-6031

Waste Mgt.-Metro/Stickney Transfer Station

County	Cook
Municipality	Stickney
Location	39th Street and Laramie Avenue
Hours of operation	Mon. – Sat.: 12 a.m. – 4:30 p.m.
Wastes accepted	Municipal
Tipping fee	\$45 per ton
Owner	Waste Management of Illinois Inc.
Operator	Waste Management of Illinois Inc.

Facility Facts

Identification number	031 300 0001
Opened, year	1980
Facility inspected by	Illinois EPA, Maywood Regional Office

Wastes Received: 1996

Tons per year	313,200
Tons per day	1,205

Contacts

Owner

Waste Management of Illinois Inc.
2 Westbrook Corporate Center, Suite 1000
Westchester, Ill. 60154

☎ 708-409-0700

Operator

Waste Management of Illinois Inc.
3815 S. Laramie Ave.
Stickney, Ill. 60650

☎ 708-656-5350

Waste Mgt. Northwest-Wheeling Transfer Station

County	Cook
Municipality	Wheeling
Location	350 Sumac Road
Hours of operation	Mon. – Fri.: 5 a.m. – 6:30 p.m.; Sat.: 6 a.m. – noon
Wastes accepted	Municipal, recyclables
Tipping fee	\$44 per ton
Owner	Waste Management of Illinois Inc.
Operator	Waste Management of Illinois Inc.

Facility Facts

Identification number	031 324 0004
Opened, year	1984
Facility inspected by	Illinois EPA, Maywood Regional Office

Wastes Received: 1996

Tons per year	261,000
Tons per day	1,004

Contacts

Owner

Waste Management of Illinois Inc.
2 Westbrook Corporate Center, Suite 1000
Westchester, Ill. 60154
☎ 708-409-0700

Operator

Waste Management of Illinois Inc.
350 Sumac Road
Wheeling, Ill. 60090
☎ 847-520-7200

Waste Mgt.-South Suburbs/Recycle America

County	Cook
Municipality	Alsip
Location	11549 S. Austin
Hours of operation	Mon. – Fri.: 2 a.m. – 8 p.m.
Wastes accepted	Recyclables
Tipping fee	NA
Owner	Waste Management of Illinois Inc.
Operator	Waste Management of Illinois Inc.

Facility Facts

Identification number	031 336 0003
Opened, year	1982
Facility inspected by	Illinois EPA, Maywood Regional Office

Wastes Received: 1996

Tons per year	91,350
Tons per day	351

Contacts

Owner

Waste Management of Illinois Inc.
2 Westbrook Corporate Center, Suite 1000
Westchester, Ill. 60154
☎ 708-409-0700

Operator

Waste Management of Illinois Inc.
11549 S. Austin
Alsip, Ill. 60482
☎ 708-422-2225

West Cook Transfer Station

NEW

County	Cook
Municipality	Forest View
Location	6201 W. Canal Bank Road
Hours of operation	Mon. – Fri.: 6 a.m. – 5 p.m.; Sat.: 7 a.m. – noon
Wastes accepted	Municipal
Tipping fee	\$35 per ton
Owner	Foster Wheeler Midwest
Operator	Midwest Transfer Services Inc.

Facility Facts

Identification number	031 093 0005
Opened, year	1997
Facility inspected by	Illinois EPA, Maywood Regional Office

Wastes Received: 1996

Tons per year	0 *
Tons per day	0

* No wastes handled during 1996; began accepting wastes in summer 1997 at rates of 100 to 150 tons per day.

Contacts

Owner

Foster Wheeler Midwest
Perryville Corporate Park
Clinton, N.J. 08809

☎ 708-458-0521

Operator

Midwest Transfer Services Inc.
Box 49
Mokena, Ill. 60448

☎ 708-458-0521

Wheeling Township Transfer Station

County	Cook
Municipality	Glenview
Location	1151 Des Plaines River Road
Hours of operation	Mon. – Fri.: 6 a.m. – 9 p.m.; Sat.: 6 a.m. – noon
Wastes accepted	Municipal, landscape
Tipping fee	NA
Owner	Solid Waste Agency of Northern Cook County
Operator	Groot Recycling & Disposal Inc.

Facility Facts

Identification number	031 063 0059
Opened, year	1994
Facility inspected by	Illinois EPA, Maywood Regional Office

Wastes Received: 1996

Tons per year	250,038
Tons per day	962

Contacts

Owner

Solid Waste Agency of Northern Cook Co.
1616 E. Golf Road
Des Plaines, Ill. 60016
☎ 847-296-9200

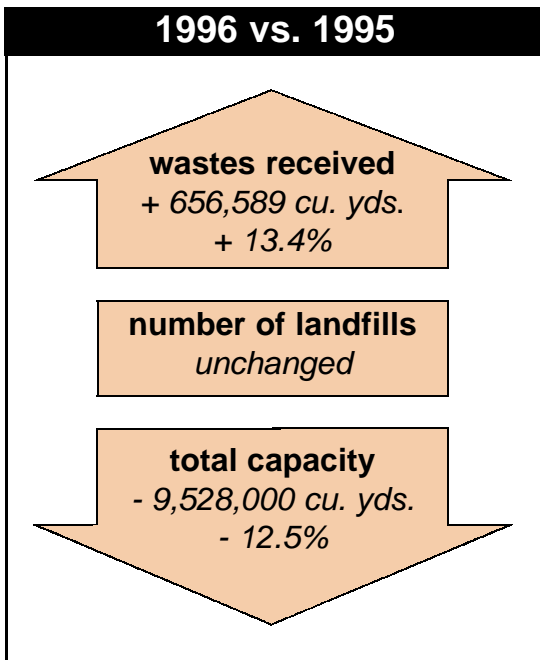
Operator

Groot Recycling & Disposal Inc.
1151 Des Plaines River Road
Glenview, Ill. 60025
☎ 773-242-1977

Landfills
Transfer Stations
Compost Facilities

Region Three: Peoria/Quad Cities

1996 vs. 1995



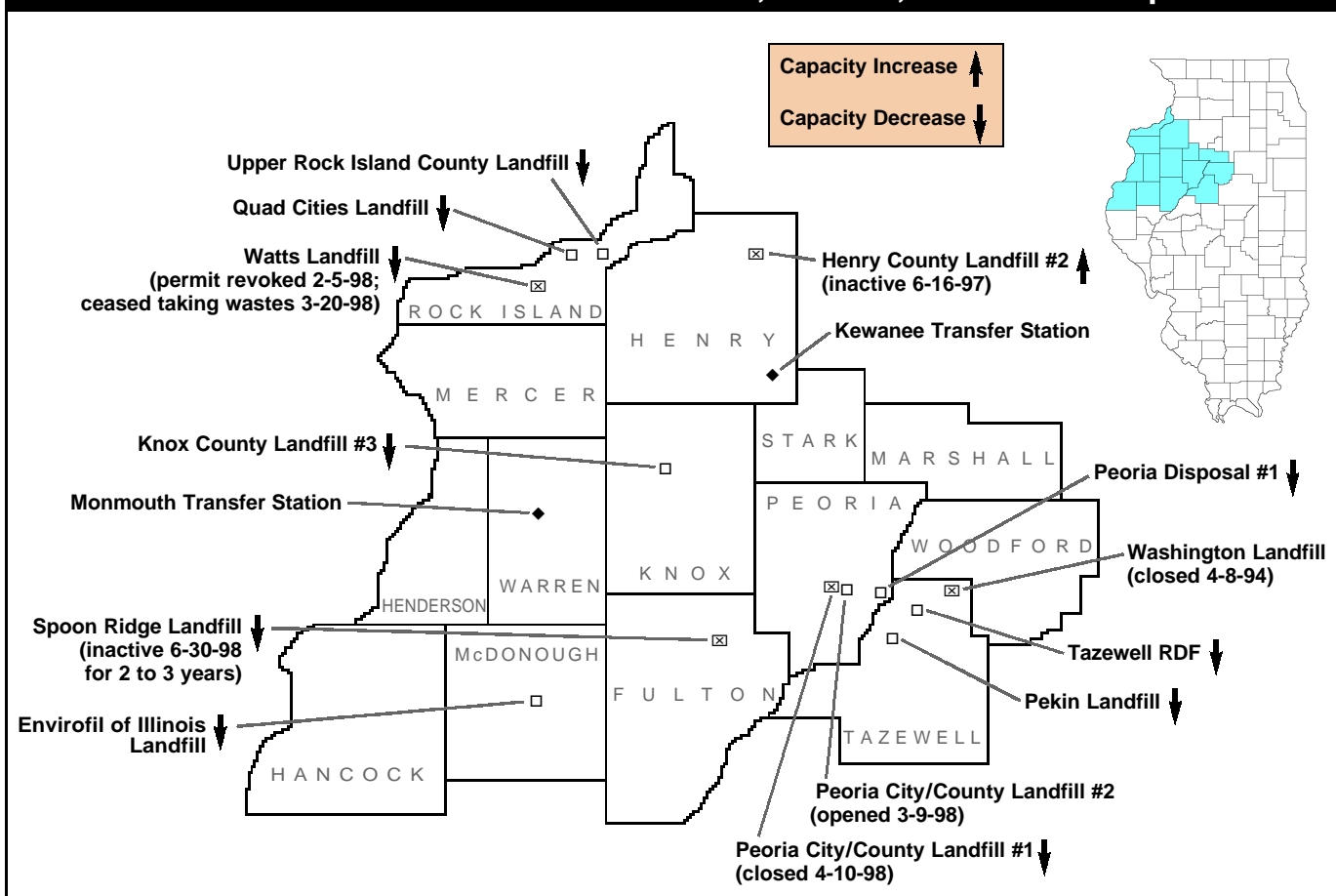
LANDFILLS IN REGION THREE ACCOUNTED FOR 12 percent of the more than 46 million gate cubic yards of wastes buried statewide during 1996. The region's facilities accepted 5.6 million gate cubic yards, or 13.4 percent more than 1995's total of 4.9 million gate cubic yards. Landfilling statewide declined 2.1 percent from 1995 to 1996.

Nearly 40 percent of the wastes landfilled in the region were trucked to Tazewell Recycling and Disposal Facility, in East Peoria. This landfill ranked sixth among 57 Illinois landfills that accepted wastes during 1996. In contrast, Henry County Landfill #2, at Atkinson, ranked 55th.

Pollution Control Board revokes Watts Landfill permit

On Feb. 5, 1998, the Illinois Pollution Control Board, citing numerous violations of regulations, revoked the operating permit of Watts Landfill, in Taylor Ridge; the facility continued taking waste until March 20, 1998, while appealing the Board's decision. That appeal was denied and the facility has since appealed to the Third District

Landfills and Transfer Stations: Active, Closed, Under Development



Region Three: Peoria/Quad Cities

Appellate Court, in Ottawa. The Court's final ruling may not occur until late 1998.

Voluntary and involuntary landfill closures

Peoria City/County Landfill #1 reached capacity limits and closed its gates on April 10, 1998; the facility is expected to complete construction of the landfill's cap and seek closure certification. Pekin Landfill is expected to follow suit later in the year.

Henry County Landfill #2 ceased taking wastes in August 1997 and is attempting to resolve a number of compliance issues. The facility had indicated that it planned to close in 1998, and it is unclear if it will accept any more wastes prior to permanent closure. Premature closures of Henry County and Watts Landfills would reduce regional capacity by about 2.1 million gate cubic yards.

New landfill opened near Peoria

Peoria City/County Landfill #2 began taking wastes on March 9, 1998. The new facility has a design capacity of 7.5 million airspace cubic yards. Airspace includes all wastes and all intermediate cover (soil or alternative materials spread atop the wastes at the end of each working day) and the landfill's final clay and topsoil cap.

The new landfill will be operated by Waste Management of Illinois Inc., whereas Peoria City/County Landfill #1 had been managed by a subsidiary of Peoria Disposal Co.

Counties	14
Area (square miles)	8,170
Population (est.)	763,000
Landfill life expectancy	
Years remaining	12*
Landfills	
Active in 1996	11
Closed in 1994	1
Inactive since 1997	1
Closed in 1998	2**
Opened in 1998	1
Transfer Stations	
Active in 1996	2
Compost facilities	
Active in 1996	6

* Total remaining capacity (from table below) divided by total wastes accepted. Tells how long the region may be served by local landfills at current disposal rates, barring capacity adjustments, until capacity is depleted.

** Includes one permit revocation; facility is appealing.

Landfills: Wastes Accepted 1996; Remaining Capacities Jan. 1, 1997

	Municipality	County	Wastes		Capacity		Disp. Area Acres	Close Year
			Cu. Yds.	Rank ¹	Cu. Yds.	Rank ²		
Envirofil of Illinois Landfill *	Macomb	McDonough	325,806	35	1,378,000	43	53	2001
INACTIVE 6-16-97 Henry County #2	Atkinson	Henry	6,088	55	1,142,000	46	17	1997
Knox Landfill #3 *	Wataga	Knox	164,132	46	2,878,000	30	40	2014
Pekin Landfill *	Pekin	Tazewell	149,588	48	273,000	54	47	1998
Peoria City/County Landfill #1 CLOSED	Edwards	Peoria	812,592	15	725,000	50	102	1998
Peoria City/County Landfill #2	Edwards	Peoria	NEW — OPENED 3-9-98		0	NA	60	2018
Peoria Disposal Co. #1 * ³	Peoria	Peoria	71,279	53	1,499,000	41	74	2016
Quad Cities Landfill *	Milan	Rock Island	651,962	21	16,112,000	8	172	2022
INACTIVE 6-30-98 Spoon Ridge *	Fairview	Fulton	88,923	52	16,536,000	7	372	2005
Tazewell RDF	East Peoria	Tazewell	2,196,815	6	6,518,000	19	110	2000
Upper Rock Island Co. LF *	East Moline	Rock Island	621,817	24	17,945,000	6	97	2026
CLOSED Washington Landfill	Washington	Tazewell	0	NA	0	NA	NA	1994
CLOSED Watts Landfill * ⁴	Taylor Ridge	Rock Island	466,918	30	1,430,000	42	77	2000
Totals			5,555,920		66,436,000			

* Eight landfills accepted out-of-state wastes during 1996 totaling 706,436 cubic yards, or 13% of the region's total.

¹ Standing among 57 landfills that accepted wastes during 1996. ² Standing among 57 landfills that reported capacity as of Jan. 1, 1997.

³ The state's only active, commercial hazardous-waste landfill. ⁴ Permit revoked Feb. 5, 1998.

Region Three: Peoria/Quad Cities

Questions and Complaints

Illinois EPA Region Three field office personnel investigate reports of suspected illegal waste disposal, and inspect the region's landfills, transfer stations and compost facilities, except in **Tazewell County**, where such activities have been delegated to local authorities.

Questions or complaints concerning pollution-control facilities, open dumping or other incidents should be directed to the office having jurisdiction over the site:

Illinois EPA
4302 N. University St.
Peoria, Ill. 61614
Phone: 309-693-5462
Fax: 309-693-5467

Tazewell County Health Department
21306 Illinois Route 9
Tremont, Ill. 61568-9252
Phone: 309-477-2223
Fax: 309-925-4381

(PDC). Subsidiaries of PDC operate Clinton Landfill #2 and Pike County Landfill, and also maintain the now-closed Washington Landfill.

PDC's 74-acre facility in Peoria is unique: It is the state's only active, commercial hazardous-waste landfill. (CID Recycling and Disposal Facility #4, in Chicago, also holds a permit to accept hazardous waste but it has been inactive since 1994.)

Spoon Ridge Landfill plans a hiatus

In December 1997, the Agency granted Spoon Ridge Landfill, near Fairview, a permit that would allow the facility's owner and operator, BFI of Illinois Inc., a subsidiary of Browning-Ferris Industries Inc., of Houston, to expand the disposal area from 80 to 372 acres, total landfill area from 995 to 1,038 acres, and raise peak elevation from 813.5 to 915 feet. With a design capacity of 84.6 million airspace cubic yards, the facility has the potential to become the state's largest landfill.

Six months later, BFI made an abrupt U-turn when it announced plans to temporarily close Spoon Ridge on June 30, 1998, for one to three years as part of a nationwide effort to cut costs. BFI officials said, in published reports, it will use the time to continue developing transfer stations and securing waste contracts that will eventually allow wastes from greater Chicago and southeastern Wisconsin to be transported to Spoon Ridge.

Delegated inspections performed in Tazewell County

The Illinois EPA has delegated inspection authority to Tazewell County Health Department for duties usually performed by the Agency's field office, such as investigating all reports of open dumping and other land pollution incidents, and for inspecting the county's three landfills and one composting facility.

Transfer station activity was low. . .

Two municipally owned and operated transfer stations handled more than 11,000 tons of waste, an amount equalling less than 1 percent of municipal solid wastes landfilled in the region during 1996.

Transfer Stations: Wastes Handled 1996

	Municipality	County	Tons
Kewanee Solid Waste	Kewanee	Henry	7,270
Monmouth Municipal	Monmouth	Warren	3,900
		Total	11,170

Region Three: Peoria/Quad Cities

... and so was composting

Six of the region's seven compost facilities processed more than 19,000 tons of landscape wastes during 1996.

Compost Facilities: Wastes Accepted 1996

	Municipality	County	Tons
Knox County Landfill	Wataga	Knox	3,260
Monmouth Municipal	Monmouth	Warren	2,991
Pekin Composting	Pekin	Tazewell	1,955
Peoria City/Co. LF #1	Edwards	Peoria	7,840
Quad Cities Landfill	Milan	Rock Island	558
Spoon Ridge Landfill	Fairview	Fulton	0
Upper Rock Island Co.	East Moline	Rock Island	2,688
	Total		19,292

Recycling rates range from 2 to 39 percent

While the Agency does not regulate recycling, it does survey recycling coordinators statewide. Those in Region Three reported recycling rates ranging from 2 to 39 percent. However, recycling data from Fulton, Hancock and Woodford counties are four to eight years out of date. Thus, the regional average recycling rate of 24 percent cannot correctly be viewed at the average rate for 1996. ♦

Municipal Wastes Recycled

County	Latest Data	Waste Generated Tons	Waste Recycled	
			Tons	Percent
Fulton	1992	36,607	1,358	4%
Hancock	1988	15,602	280	2%
Henderson ¹	1996	7,911	699	9%
Henry ¹	1996	33,000	2,340	7%
Knox	1996	56,687	7,103	13%
Marshall	1996	9,337	766	8%
McDonough ²	1996	33,511	2,603	8%
Mercer ²	1996	3,688	314	9%
Peoria ³	1996	233,036	90,000	39%
Rock Island	1996	239,392	73,634	31%
Stark	1996	3,502	101	3%
Tazewell	1996	148,936	27,423	18%
Warren ²	1996	18,238	3,983	22%
Woodford	1990	36,519	3,051	8%
Totals		895,966	213,655	24%⁴

¹ Has commercial and residential recycling ordinances.

² Has residential recycling ordinance.

³ Has commercial recycling ordinance.

⁴ Regional average

Municipal Waste Management Plans

The Solid Waste Planning and Recycling Act requires all Illinois counties and the city of Chicago to develop, adopt and implement 20-year municipal waste management plans.

Plans include programs and recommendations to achieve solid waste management goals, which typically include waste reduction, recycling, incineration and landfilling as program options.

The law requires each plan to include a program to recycle 15 percent of municipal wastes by the end of the third year of the program and 25 percent of municipal wastes by the end of the fifth year.

Every five years each plan must identify changes in planning areas, evaluate progress in plan implementation and, if necessary, revise plan recommendations and goals. The county also has the option of updating its solid-waste generation rate. The plan is then submitted to the Illinois EPA for review and comment.

Questions concerning these plans and their availability should be directed to the appropriate local administrators listed in Appendix H.

Details concerning Region Three landfills and transfer stations follow on pages R3.6 through R3.20.

Envirofil of Illinois Landfill

County	McDonough
Municipality	Macomb
Location	13998 E. 1400th St.
Hours of operation	Mon. – Fri.: 7 a.m. – 5 p.m.; Sat.: 8 a.m. – noon
Wastes accepted	Municipal, nonhazardous special
Tipping fee	\$22 per ton
Owner	Envirofil of Illinois Inc. ♦
Operator	Envirofil of Illinois Inc.

♦ A subsidiary of USA Waste

Facility Facts

Identification number	109 810 0003
Design capacity, airspace cu. yds.	3,425,400
Total permitted landfill area, acres	76
Permitted disposal area, acres	53
Highest permitted elevation, feet (msl)	744
Leachate monitoring stations	8
Groundwater monitoring wells	25
Methane collection system	None
Years remaining, estimated by landfill	4
Year opened – year expected to close	1974 – 2001

Wastes Received: 1994, 1995, 1996

	TOTAL WASTES ACCEPTED			OUT-OF-STATE WASTES ACCEPTED		
	gate cu. yds.	tons	tons/day	gate cu. yds.	tons	% of total
1994	184,432	55,888	215	938	284	<1
1995	204,645	62,014	239	2,198	666	1
1996	325,806	98,729	380	3,234 ♦	980	1

♦ State of origin: Iowa

Remaining Capacities: Jan. 1, 1996, and Jan. 1, 1997

1996 certified gate cu. yds. (tons)	1,920,000 (582,000)
1997 certified gate cu. yds. (tons)	1,378,000 (418,000)

Audits and Inspections

Solid Waste Mgt. Fees paid in 1996	\$93,335
Last audited by Illinois EPA	2-27-96
Facility inspected by	Illinois EPA, Peoria Regional Office

Contacts

Owner

Envirofil of Illinois Inc. ♦
 13998 E. 1400th St., Box 375
 Macomb, Ill. 61455
 ☎ 309-833-4779
 800-201-1360

Operator

Envirofil of Illinois Inc.
 13998 E. 1400th St., Box 375
 Macomb, Ill. 61455
 ☎ 309-833-4779
 800-201-1360

♦ A subsidiary of USA Waste Services Inc., 1001 Fannin, Suite 4000, Houston, Texas 77002 • 713-512-6200

Henry County Landfill #2

County	Henry
Municipality	Atkinson
Location	134 Commercial Drive
Hours of operation	Mon. – Fri.: 7 a.m. – 3 p.m. ♦
Wastes accepted	Municipal
Tipping fee	\$35 per ton
Owner	Atkinson Landfill Co.
Operator	Atkinson Landfill Co.

INACTIVE ♦

♦ Facility temporarily ceased accepting wastes on 6-16-97.

Facility Facts

Identification number	073 020 0003
Design capacity, airspace cu. yds.	NA
Total permitted landfill area, acres	35
Permitted disposal area, acres	17
Highest permitted elevation, feet (msl)	676
Leachate monitoring stations	NA
Groundwater monitoring wells	7
Methane collection system	None
Years remaining, estimated by landfill	0
Year opened – year expected to close	1980 – 1998

Wastes Received: 1994, 1995, 1996

	TOTAL WASTES ACCEPTED			OUT-OF-STATE WASTES ACCEPTED		
	gate cu. yds.	tons	tons/day	gate cu. yds.	tons	% of total
1994	66,119	20,036	77	0	0	0
1995	53,424	16,189	62	0	0	0
1996	6,088	1,845	7	0	0	0

Remaining Capacities: Jan. 1, 1996, and Jan. 1, 1997

1996 certified gate cu. yds. (tons)	999,000 (303,000)
1997 certified gate cu. yds. (tons)	1,142,000 (346,000)

Audits and Inspections

Solid Waste Mgt. Fees paid in 1996	\$863
Last audited by Illinois EPA	7-2-96
Facility inspected by	Illinois EPA, Peoria Regional Office

Contacts

Owner	Operator
Atkinson Landfill Co. 221 N. Washtenaw Chicago, Ill. 60612 ☎ 773-638-7676	Atkinson Landfill Co. 221 N. Washtenaw Chicago, Ill. 60612 ☎ 773-761-7706

Knox Landfill #3

County	Knox
Municipality	Wataga
Location	996 Knox Road 2150 North
Hours of operation	Mon. – Fri.: 8 a.m. – 4 p.m.; Sat.: 8 a.m. – noon
Wastes accepted	Municipal, nonhazardous special
Tipping fee	\$22.50 per ton
Owner	Knox County Landfill Department
Operator	Knox County Landfill Department

Facility Facts

Identification number	095 816 0003
Design capacity, airspace cu. yds.	680,000 *
Total permitted landfill area, acres	120
Permitted disposal area, acres	40
Highest permitted elevation, feet (msl)	840
Leachate monitoring stations	1
Groundwater monitoring wells	8
Methane collection system	Under development
Years remaining, estimated by landfill	17
Year opened – year expected to close	1982 – 2014

* Cells 4-5 expected to be completed by end of 1997. Cells 1-3 expected to be filled by March 1998.

Wastes Received: 1994, 1995, 1996

	TOTAL WASTES ACCEPTED			OUT-OF-STATE WASTES ACCEPTED		
	gate cu. yds.	tons	tons/day	gate cu. yds.	tons	% of total
1994	109,120	33,067	127	245	74	<1
1995	193,006	58,487	225	169	51	<1
1996	164,132	49,737	191	241 *	73	<1

* State of origin: Iowa

Remaining Capacities: Jan. 1, 1996, and Jan. 1, 1997

1996 certified gate cu. yds. (tons)	3,477,000 (1,054,000) *
1997 certified gate cu. yds. (tons)	2,878,000 (872,000) *

* Includes cells 4-5, which were expected to be completed by end of 1997.

Audits and Inspections

Solid Waste Mgt. Fees paid in 1996	\$45,849
Last audited by Illinois EPA	3-12-96
Facility inspected by	Illinois EPA, Peoria Regional Office

Contacts

Owner

Knox County Landfill Department
519 McClure St.
Galesburg, Ill. 61401
☎ 309-341-0901

Operator

Knox County Landfill Department
519 McClure St.
Galesburg, Ill. 61401
☎ 309-375-6795

Pekin Landfill

County	Tazewell
Municipality	Pekin
Location	11916 Towerline Road
Hours of operation	Mon. – Fri.: 7:30 a.m. – 3:30 p.m.
Wastes accepted	Municipal, nonhazardous special
Tipping fee	\$6.50 per cubic yard
Owner	Eloyd and Frances Simpson
Operator	Waste Professionals Inc. d/b/a Pekin Landfill

Facility Facts

Identification number	179 805 0001
Design capacity, airspace cu. yds.	3,432,234
Total permitted landfill area, acres	103
Permitted disposal area, acres	47
Highest permitted elevation, feet (msl)	650
Leachate monitoring stations	3
Groundwater monitoring wells	8
Methane collection system	None
Years remaining, estimated by landfill	1
Year opened – year expected to close	1970 – 1998 *

* On 2-19-98, facility received adjusted standard from Illinois Pollution Control Board to remain open to 11-18-98.

Wastes Received: 1994, 1995, 1996

	TOTAL WASTES ACCEPTED			OUT-OF-STATE WASTES ACCEPTED		
	gate cu. yds.	tons	tons/day	gate cu. yds.	tons	% of total
1994	160,626	48,675	187	14,880	4,509	9
1995	215,275	65,235	251	64,529	19,554	30
1996	149,588	45,330	174	6,250 *	1,894	4

* States of origin: Indiana, Iowa, Michigan, Missouri, New Jersey, Ohio, Pennsylvania, West Virginia, Wisconsin

Remaining Capacities: Jan. 1, 1996, and Jan. 1, 1997

1996 certified gate cu. yds. (tons)	333,000 (101,000)
1997 certified gate cu. yds. (tons)	273,000 (83,000)

Audits and Inspections

Solid Waste Mgt. Fees paid in 1996	\$25,000
Last audited by Illinois EPA	8-27-96
Facility inspected by	Tazewell County Health Department

Contacts

Owner

Eloyd and Frances Simpson
11916 Towerline Road
Pekin, Ill. 61554
☎ 309-348-3679

Operator

Waste Professionals Inc. d/b/a Pekin Landfill
11916 Towerline Road
Pekin, Ill. 61554
☎ 309-348-3679

Peoria City/County Landfill #1

CLOSED

County	Peoria
Municipality	Edwards
Location	Cottonwood Road, Rural Route 2, Box 99AA
Hours of operation	NA
Wastes accepted	Municipal, nonhazardous special
Tipping fee	\$18.50 per ton
Owner	City and county of Peoria
Operator	Peoria City/County Landfill Inc. ♦

♦ A subsidiary of Peoria Disposal Co.

Facility Facts

Identification number	143 816 0002
Design capacity, airspace cu. yds.	7,000,000
Total permitted landfill area, acres	152
Permitted disposal area, acres	102
Highest permitted elevation, feet (msl)	692
Leachate monitoring stations	6
Groundwater monitoring wells	22
Methane collection system	Gas-to-energy (planned)
Years remaining, estimated by landfill	1
Year opened – date closed	1975 – 4-10-98

Wastes Received: 1994, 1995, 1996

	TOTAL WASTES ACCEPTED			OUT-OF-STATE WASTES ACCEPTED		
	gate cu. yds.	tons	tons/day	gate cu. yds.	tons	% of total
1994	660,818	200,248	770	48	0	<1
1995	722,838	219,042	842	96	0	<1
1996	812,592	246,240	947	0	0	0

Remaining Capacities: Jan. 1, 1996, and Jan. 1, 1997

1996 certified gate cu. yds. (tons)	1,341,000 (406,000)
1997 certified gate cu. yds. (tons)	725,000 (220,000)

Audits and Inspections

Solid Waste Mgt. Fees paid in 1996	\$153,621
Last audited by Illinois EPA	8-12-97
Facility inspected by	Illinois EPA, Peoria Regional Office

Contacts

Owner

City and county of Peoria
 Joint Solid Waste Disposal Board
 419 Fulton St.
 Peoria, Ill. 61612
 ☎ 309-494-8800

Operator

Peoria City/County Landfill Inc. ♦
 4700 N. Sterling Ave.
 Peoria, Ill. 61615
 ☎ 309-565-4281

♦ A subsidiary of Peoria Disposal Co., 4700 N. Sterling Ave., Peoria, Ill. 61615 • 309-686-0760

Peoria City/County Landfill #2

NEW

County	Peoria
Municipality	Edwards
Location	Cottonwood Road, Rural Route 2, Box 99AA
Hours of operation	Site expected to open in spring 1998
Wastes accepted	Municipal, nonhazardous special
Tipping fee	NA
Owner	City and county of Peoria
Operator	Waste Management of Illinois Inc.

Facility Facts

Identification number	143 816 5003
Design capacity, airspace cu. yds.	7,500,000
Total permitted landfill area, acres	99.6
Permitted disposal area, acres	60
Highest permitted elevation, feet (msl)	782
Leachate monitoring stations	4
Groundwater monitoring wells	22
Methane collection system	None
Years remaining, estimated by landfill	20
Date opened – year expected to close	3-9-98 – 2018

Wastes Received: 1994, 1995, 1996

	TOTAL WASTES ACCEPTED			OUT-OF-STATE WASTES ACCEPTED		
	gate cu. yds.	tons	tons/day	gate cu. yds.	tons	% of total
1994	0	0	0	0	0	0
1995	0	0	0	0	0	0
1996	0	0	0	0	0	0

Remaining Capacities: Jan. 1, 1996, and Jan. 1, 1997

1996 certified gate cu. yds. (tons)	0
1997 certified gate cu. yds. (tons)	0

Audits and Inspections

Solid Waste Mgt. Fees paid in 1996	NA
Last audited by Illinois EPA	NA
Facility inspected by	Illinois EPA, Peoria Regional Office

Contacts

Owner

City and county of Peoria
 Joint Solid Waste Disposal Board
 419 Fulton St.
 Peoria, Ill. 61612
 ☎ 309-494-8800

Operator

Waste Management of Illinois Inc.
 2 Westbrook Corporate Center, Suite 1000
 Westchester, Ill. 60154
 ☎ 708-409-0700

Peoria Disposal Co. #1

County	Peoria
Municipality	Peoria
Location	4349 W. Southport Road
Hours of operation	Mon. – Fri.: 7 a.m. – 3:30 p.m.
Wastes accepted	Nonhazardous special, hazardous *
Tipping fee	\$100 per ton
Owner	Peoria Disposal Co.
Operator	Peoria Disposal Co.

* Only active, commercial hazardous-waste landfill in Illinois.

Facility Facts

Identification number	143 812 0003
Design capacity, airspace cu. yds.	1,847,000
Total permitted landfill area, acres	90
Permitted disposal area, acres	74
Highest permitted elevation, feet (msl)	670
Leachate monitoring stations	9
Groundwater monitoring wells	26
Methane collection system	None
Years remaining, estimated by landfill	19
Year opened – year expected to close	1979 – 2016

Wastes Received: 1994, 1995, 1996

	TOTAL WASTES ACCEPTED			OUT-OF-STATE WASTES ACCEPTED		
	gate cu. yds.	tons	tons/day	gate cu. yds.	tons	% of total
1994	84,045	25,468	98	42,624	12,916	51
1995	65,305	19,789	76	26,117	7,914	40
1996	71,279	21,600	83	28,225 *	8,553	40

* States of origin: Arkansas, Indiana, Iowa, Kentucky, Minnesota, Missouri, Nebraska, Ohio, Pennsylvania, Tennessee, Wisconsin

Remaining Capacities: Jan. 1, 1996, and Jan. 1, 1997

1996 certified gate cu. yds. *(tons)	1,597,000 (484,000)
1997 certified gate cu. yds. *(tons)	1,499,000 (454,000)

* No compaction; gate cubic yards equal in-place cubic yards.

Audits and Inspections

Solid Waste Mgt. Fees paid in 1996	Prepaid *
Last audited by Illinois EPA	7-2-96
Facility inspected by	Illinois EPA, Peoria Regional Office

* Facility overpaid fees in 1994 and continues to receive credits for wastes disposed.

Contacts

Owner

Peoria Disposal Co.
4700 N. Sterling Ave.
Peoria, Ill. 61615
☎ 309-686-8033

Operator

Peoria Disposal Co.
4349 W. Southport Road
Peoria, Ill. 61615
☎ 309-676-4893

Quad Cities Landfill

County	Rock Island
Municipality	Milan
Location	13606 Knoxville Road
Hours of operation	Mon. – Fri.: 7 a.m. – 4 p.m.; Sat.: 7 a.m. – noon ♦
Wastes accepted	Municipal, nonhazardous special
Tipping fee	\$8 per cubic yard
Owner	BFI Waste Systems of North America Inc. ♦
Operator	BFI Waste Systems of North America Inc.

♦ For Phases 1-3; Mon. – Sat.: 5 a.m. – 6 p.m. for Phase 4. ♦♦ A subsidiary of Browning-Ferris Industries Inc.

Facility Facts

Identification number	161 040 0007 (Phases 1-3); 161 040 0018 (Phase 4)
Design capacity, airspace cu. yds.	9,120,000 for Phases 1-3; 7,545,000 for Phase 4
Total permitted landfill area, acres	411
Permitted disposal area, acres	172
Highest permitted elevation, feet (msl)	775, for Phases 1-3; 825 for Phase 4
Leachate monitoring stations	19, for Phases 1-3; Phase 4 expected to add 3 more
Groundwater monitoring wells	30, for Phases 1-3; Phase 4 expected to add 20 more
Methane collection system	Gas-to-energy (planned)
Years remaining, estimated by landfill	25
Year opened – year expected to close	1983 – 2022

Wastes Received: 1994, 1995, 1996

	TOTAL WASTES ACCEPTED			OUT-OF-STATE WASTES ACCEPTED		
	gate cu. yds.	tons	tons/day	gate cu. yds.	tons	% of total
1994	663,674	201,113	774	261,679	79,297	39
1995	689,902	209,061	804	311,001	94,243	45
1996	651,962	197,564	760	363,527 ♦	110,160	56

♦ States of origin: Iowa, Wisconsin

Remaining Capacities: Jan. 1, 1996, and Jan. 1, 1997

1996 certified gate cu. yds. (tons)	16,745,000 (5,074,000)
1997 certified gate cu. yds. (tons)	16,112,000 (4,882,000)

Audits and Inspections

Solid Waste Mgt. Fees paid in 1996	\$129,939
Last audited by Illinois EPA	12-9-97
Facility inspected by	Illinois EPA, Peoria Regional Office

Contacts

Owner

BFI Waste Systems of North America Inc. ♦
 13606 Knoxville Road
 Milan, Ill. 61264
 ☎ 309-787-2303

Operator

BFI Waste Systems of North America Inc.
 13606 Knoxville Road
 Milan, Ill. 61264
 ☎ 309-787-2303

♦ A subsidiary of Browning-Ferris Industries Inc., 757 N. Eldridge, Houston, Texas 77079 • 281-870-8100

Spoon Ridge Landfill

INACTIVE

County	Fulton
Municipality	Fairview
Location	Highway 97 North
Hours of operation	NA
Wastes accepted	Municipal, nonhazardous special
Tipping fee	\$22.50 per ton
Owner	BFI of Illinois Inc. ♦♦
Operator	BFI of Illinois Inc.

♦ Ceased taking waste on 6-30-98; plans to reopen in 2000 or 2001. ♦♦ A subsidiary of Browning-Ferris Inc.

Facility Facts

Identification number	057 808 0002
Design capacity, airspace cu. yds.	84,600,000
Total permitted landfill area, acres	1,038
Permitted disposal area, acres	372
Highest permitted elevation, feet (msl)	915
Leachate monitoring stations	19
Groundwater monitoring wells	32
Methane collection system	None
Years remaining, estimated by landfill	43 ♦
Date opened – year expected to close	5-31-93 – 2041

♦ 75-million in-place cu.-yd. expansion permit granted 12-12-97; facility increased estimated lifetime by 35 years.

Wastes Received: 1994, 1995, 1996

	TOTAL WASTES ACCEPTED			OUT-OF-STATE WASTES ACCEPTED		
	gate cu. yds.	tons	tons/day	gate cu. yds.	tons	% of total
1994	536,433	162,555	625	142,722	43,249	27
1995	193,096	58,514	225	43,670	13,233	23
1996	88,923	26,946	104	9,674 ♦	2,932	11

♦ State of origin: Minnesota

Remaining Capacities: Jan. 1, 1996, and Jan. 1, 1997

1996 certified gate cu. yds. (tons)	16,718,000 (5,066,000)
1997 certified gate cu. yds. (tons)	16,536,000 (5,011,000)

Audits and Inspections

Solid Waste Mgt. Fees paid in 1996	\$26,409
Last audited by Illinois EPA	6-4-97
Facility inspected by	Illinois EPA, Peoria Regional Office

Contacts

Owner

BFI of Illinois Inc. ♦
 Highway 97 North
 Fairview, Ill. 61432
 ☎ 309-778-2787

Operator

BFI of Illinois Inc.
 Highway 97 North
 Fairview, Ill. 61432
 ☎ 309-778-2787

♦ A subsidiary of Browning-Ferris Industries Inc., 757 N. Eldridge, Houston, Texas 77079 • 281-870-8100

Tazewell Recycling and Disposal Facility

County	Tazewell
Municipality	East Peoria
Location	3550 E. Washington St.
Hours of operation	Mon. – Fri.: 6:30 a.m. – 4 p.m.; Sat.: 7 a.m. – 11:30 a.m.
Wastes accepted	Municipal, nonhazardous special
Tipping fee	\$18.50 per ton
Owner	Waste Management of Illinois Inc.
Operator	Waste Management of Illinois Inc.

Facility Facts

Identification number	179 806 0004
Design capacity, airspace cu. yds.	4,807,000
Total permitted landfill area, acres	154
Permitted disposal area, acres	110
Highest permitted elevation, feet (msl)	767
Leachate monitoring stations	4
Groundwater monitoring wells	19
Methane collection system	Gas-to-energy
Years remaining, estimated by landfill	3
Year opened – year expected to close	1982 – 2000

Wastes Received: 1994, 1995, 1996

	TOTAL WASTES ACCEPTED			OUT-OF-STATE WASTES ACCEPTED		
	gate cu. yds.	tons	tons/day	gate cu. yds.	tons	% of total
1994	1,420,453	430,440	1,656	0	0	0
1995	1,523,649	461,712	1,776	0	0	0
1996	2,196,815	665,702	2,560	0	0	0

Remaining Capacities: Jan. 1, 1996, and Jan. 1, 1997

1996 certified gate cu. yds. (tons)	12,690,000 (3,845,000)
1997 certified gate cu. yds. (tons)	6,518,000 (1,975,000)

Audits and Inspections

Solid Waste Mgt. Fees paid in 1996	\$438,291
Last audited by Illinois EPA	4-23-96
Facility inspected by	Tazewell County Health Department

Contacts

Owner

Waste Management of Illinois Inc.
2 Westbrook Corporate Center, Suite 1000
Westchester, Ill. 60154
☎ 708-409-0700

Operator

Waste Management of Illinois Inc.
3550 E. Washington St.
East Peoria, Ill. 61611
☎ 309-694-0295

Upper Rock Island County Landfill

County	Rock Island
Municipality	East Moline
Location	17201 20th Ave. North
Hours of operation	Mon. – Fri.: 7 a.m. – 4 p.m.; Sat.: 7 a.m. – noon
Wastes accepted	Municipal and nonhazardous special
Tipping fee	\$22 per ton
Owner	Upper Rock Island County Landfill Inc. ♦
Operator	Upper Rock Island County Landfill Inc.

♦ A subsidiary of Allied Waste Industries Inc.

Facility Facts

Identification number	161 810 0014
Design capacity, airspace cu. yds.	7,071,000
Total permitted landfill area, acres	195
Permitted disposal area, acres	97
Highest permitted elevation, feet (msl)	742
Leachate monitoring stations	10
Groundwater monitoring wells	14 currently, 12 to be installed
Methane collection system	Gas-to-energy
Years remaining, estimated by landfill	29
Date opened – year expected to close	12-31-81 – 2026

Wastes Received: 1994, 1995, 1996

	TOTAL WASTES ACCEPTED			OUT-OF-STATE WASTES ACCEPTED		
	gate cu. yds.	tons	tons/day	gate cu. yds.	tons	% of total
1994	616,087	186,693	718	43,862	13,292	7
1995	558,843	169,346	651	22,397	6,787	4
1996	621,817	188,429	725	91,704 ♦	27,789	15

♦ States of origin: Indiana, Iowa, Wisconsin

Remaining Capacities: Jan. 1, 1996, and Jan. 1, 1997

1996 certified gate cu. yds. (tons)	18,363,000 (5,565,000)
1997 certified gate cu. yds. (tons)	17,945,000 (5,438,000)

Audits and Inspections

Solid Waste Mgt. Fees paid in 1996	\$147,062
Last audited by Illinois EPA	3-26-96
Facility inspected by	Illinois EPA, Peoria Regional Office

Contacts

Owner

Upper Rock Island County Landfill Inc. ♦
 17201 20th Ave. North
 East Moline, Ill. 61244
 ☎ 309-496-2396

Operator

Upper Rock Island County Landfill Inc.
 17201 20th Ave. North
 East Moline, Ill. 61244
 ☎ 309-496-2396

♦ A subsidiary of Allied Waste Industries Inc., 15880 N. Greenway Hayden Luke, Suite 1000, Scottsdale, Ariz. 85260 • 602-423-2946. Regional office: 3837 W. 127th St., Alsip, Ill. 60803 • 708-824-3060.

Washington Landfill

County	Tazewell
Municipality	Washington
Location	Foster and Gunther Roads
Hours of operation	NA
Wastes accepted	Municipal
Tipping fee	NA
Owner	Washington Landfill Inc. ♦
Operator	Washington Landfill Inc.

CLOSED

♦ A subsidiary of Peoria Disposal Co.

Facility Facts

Identification number	179 818 0011
Design capacity, airspace cu. yds.	NA
Total permitted landfill area, acres	NA
Permitted disposal area, acres	NA
Highest permitted elevation, feet (msl)	774
Leachate monitoring stations	0
Groundwater monitoring wells	8
Methane collection system	None
Years remaining	NA
Date opened – date closed	12-31-74 – 4-8-94 (certified closed 1997)

Wastes Received: 1994, 1995, 1996

	TOTAL WASTES ACCEPTED			OUT-OF-STATE WASTES ACCEPTED		
	gate cu. yds.	tons	tons/day	gate cu. yds.	tons	% of total
1994	30,696	9,302	36	0	0	0
1995	0	0	0	0	0	0
1996	0	0	0	0	0	0

Remaining Capacities: Jan. 1, 1996, and Jan. 1, 1997

1996 certified gate cu. yds. (tons)	0
1997 certified gate cu. yds. (tons)	0

Audits and Inspections

Solid Waste Mgt. Fees paid in 1996	NA
Last audited by Illinois EPA	NA
Facility inspected by	Tazewell County Health Department

Contacts

Owner

Washington Landfill Inc. ♦
 4700 N. Sterling Ave.
 Peoria, Ill. 61615
 ☎ 309-676-4893

Operator

Washington Landfill Inc.
 4700 N. Sterling Ave.
 Peoria, Ill. 61615
 ☎ 309-676-4893

♦ Address and phone are for Peoria Disposal Co.

Watts Landfill

PERMIT REVOKED *

County	Rock Island
Municipality	Taylor Ridge
Location	8400 77th St. West
Hours of operation	Mon. – Fri.: 6 a.m. – 4 p.m.; Sat.: 7 a.m. – noon
Wastes accepted	Municipal and nonhazardous special
Tipping fee	\$6.55 per cubic yard
Owner	E.S.G. Watts Inc.
Operator	E.S.G. Watts Inc.

* 2-5-98 by order of Illinois Pollution Control Board; facility ceased accepting wastes on 3-20-98.

Facility Facts

Identification number	161 800 0001
Design capacity, airspace cu. yds.	NA
Total permitted landfill area, acres	77
Permitted disposal area, acres	77
Highest permitted elevation, feet (msl)	760
Leachate monitoring stations	10
Groundwater monitoring wells	14
Methane collection system	Gas-to-energy (under construction)
Years remaining, estimated by landfill	4
Date opened – year expected to close	12-12-72 – 2001

Wastes Received: 1994, 1995, 1996

	TOTAL WASTES ACCEPTED			OUT-OF-STATE WASTES ACCEPTED		
	gate cu. yds.	tons	tons/day	gate cu. yds.	tons	% of total
1994	574,713	174,155	670	238,651	72,318	42
1995	479,348	145,257	559	212,302	64,334	44
1996	466,918	141,490	544	203,581 *	61,691	44

* States of origin: Iowa, Nebraska

Remaining Capacities: Jan. 1, 1996, and Jan. 1, 1997

1996 certified gate cu. yds. (tons)	1,782,000 (540,000)
1997 certified gate cu. yds. (tons)	1,430,000 (433,000)

Audits and Inspections

Solid Waste Mgt. Fees paid in 1996	\$210,512
Last audited by Illinois EPA	8-13-96
Facility inspected by	Illinois EPA, Peoria Regional Office

Contacts

Owner

E.S.G. Watts Inc.
8400 77th St. West
Taylor Ridge, Ill. 61284
☎ 309-798-2266

Operator

E.S.G. Watts Inc.
8400 77th St. West
Taylor Ridge, Ill. 61284
☎ 309-798-2266

Kewanee Solid Waste Transfer Station

County	Henry
Municipality	Kewanee
Location	Fisher Avenue
Hours of operation	Mon. – Fri.: 8 a.m. – 2 p.m.
Wastes accepted	Municipal, construction and demolition debris
Tipping fee	\$31 per ton
Owner	City of Kewanee
Operator	City of Kewanee

Facility Facts

Identification number	073 065 0023
Opened, year	1993
Facility inspected by	Illinois EPA, Peoria Regional Office

Wastes Received: 1996

Tons per year	7,270
Tons per day	29

Contacts

Owner

City of Kewanee
200 W. Third St.
Kewanee, Ill. 61443
☎ 309-852-2611

Operator

City of Kewanee
200 W. Third St.
Kewanee, Ill. 61443
☎ 309-852-5286

Monmouth Municipal Transfer Station

County	Warren
Municipality	Monmouth
Location	836 186th Ave.
Hours of operation	Mon. – Fri.: 8 a.m. – 4 p.m.; Sat.: 8 a.m. – noon
Wastes accepted	Municipal
Tipping fee	\$3.35 per cu. yd. loose; \$9.35 per cu. yd. compacted
Owner	City of Monmouth
Operator	City of Monmouth

Facility Facts

Identification number	187 808 0001
Opened, year	1983
Facility inspected by	Illinois EPA, Peoria Regional Office

Wastes Received: 1996

Tons per year	3,900
Tons per day (average)	15

Contacts

Owner

City of Monmouth
112 N. Main St.
Monmouth, Ill. 61462
☎ 309-734-2141

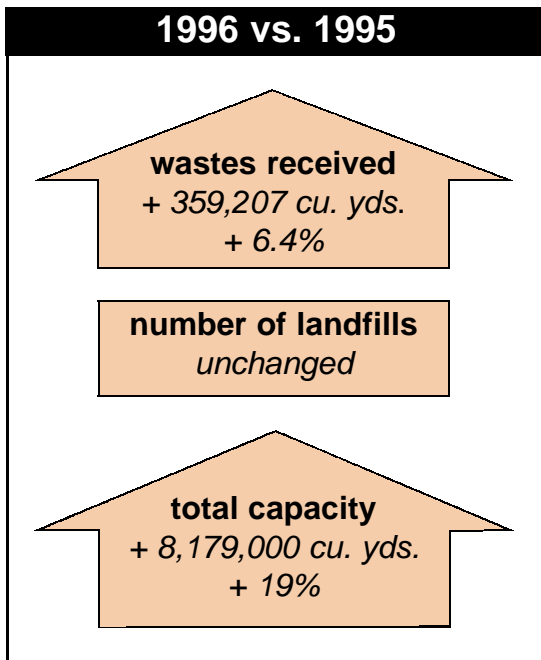
Operator

City of Monmouth
836 186th Ave.
Monmouth, Ill. 61462
☎ 309-734-2515

Landfills
Transfer Stations
Compost Facilities

Region Four: East Central Illinois

1996 vs. 1995



TWO OF THE STATE'S SEVEN REGIONS REPORTED GREATER landfill capacity at the end of 1996 than at the close of the previous year. Region Four showed an increase of 8.2 million gate cubic yards, or 19 percent, and Region Seven (Southern Illinois) had a gain of 5.9 million gate cubic yards, or 53 percent.

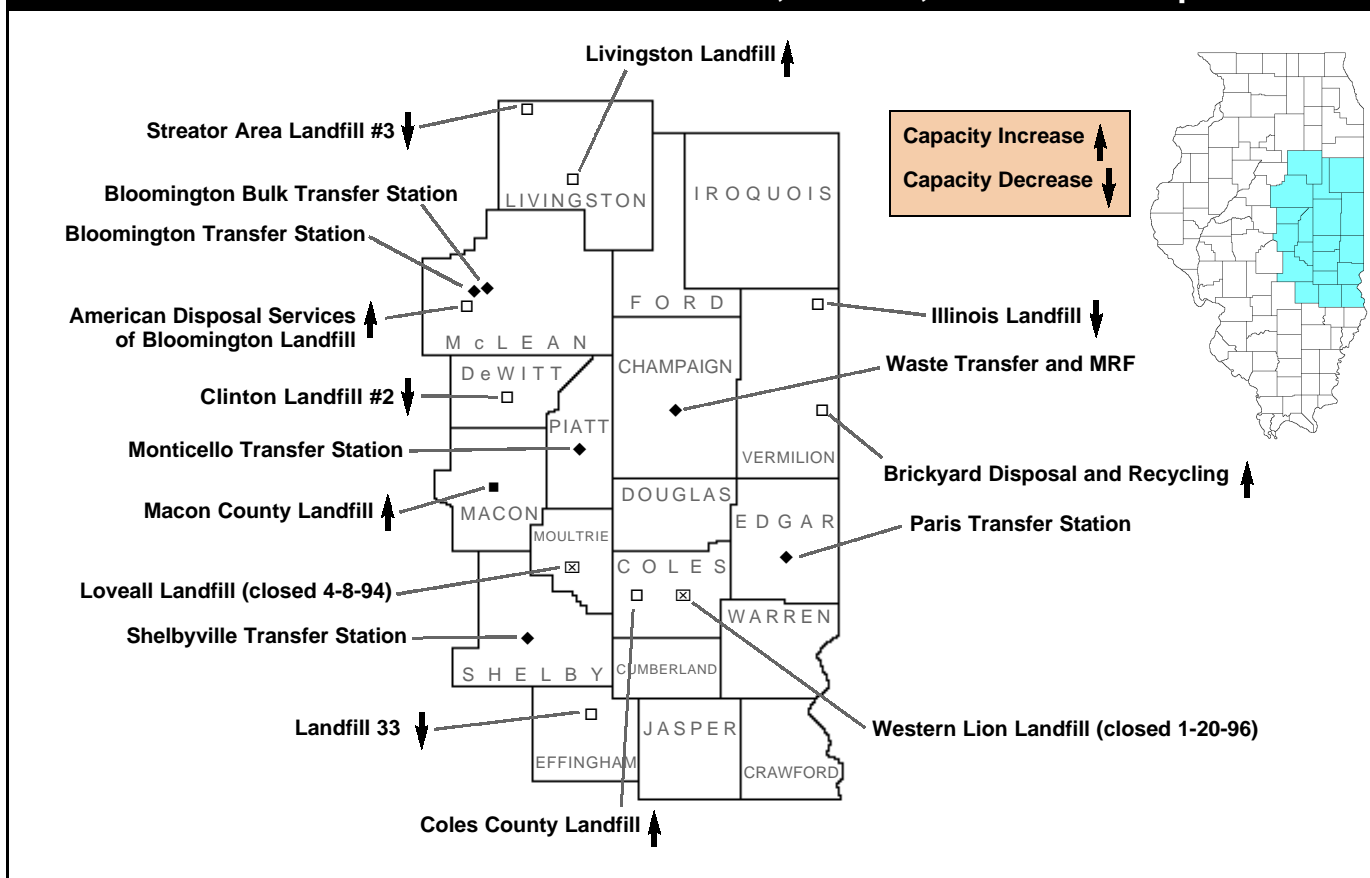
Three landfills in Region Four were granted permits for expansions totaling 45.5-million in-place cubic yards since the Agency-required "snapshot" of available landfill capacity was taken on Jan. 1, 1997.

Livingston Landfill, Pontiac, received a permit on Feb. 19, 1997, for a 29-million cubic-yard expansion; Illinois Landfill, Hoopston, received a permit on Feb. 4, 1998, for a 15-million cubic-yard expansion; and Macon County Landfill, Decatur, received a permit on June 1, 1998, for a 1.5-million cubic-yard expansion.

Livingston Landfill dominated waste receipts. . .

During 1996, Region Four's 10 active landfills accepted 5.9 million gate cubic yards of wastes, an increase of some

Landfills and Transfer Stations: Active, Closed, Under Development



Region Four: East Central Illinois

359,000 cubic yards over 1995's total.

Livingston Landfill accepted 2.9 million gate cubic yards of wastes, or about 48 percent of wastes landfilled in the region. Livingston led the region and ranked third in the state in wastes received during the year.

...while two other landfills competed for last place

Following sharp declines in wastes accepted in recent years, American Disposal Services of Bloomington Landfill was 56th of 57 landfills that accepted wastes in 1996. In 1994, this facility took in more than 300,000 cubic yards, a number that plummeted to 6,893 cubic yards in 1995, and dropped to 2,500 cubic yards in 1996.

Before closing on Jan. 20, 1996, Western Lion Landfill, in Charleston, accepted 1,575 cubic yards of waste, making the facility last in waste disposal rankings.

Macon and Vermilion counties have delegated duties

The Illinois EPA has delegated inspection authority to the Macon County Solid Waste Management Department and the Vermilion County Health Department.

Delegation agreements authorize these agencies to conduct many of the duties that would otherwise have to be performed by the Illinois EPA field office: investigating suspected violations of land-pollution laws and reports of open dumping, and inspecting landfills, transfer stations and compost facilities permitted through the Agency's

Counties	19
Area (square miles)	12,096
Population (est.)	850,000
Landfill life expectancy	
Years remaining	8.6*
Landfills	
Active in 1996	10
Closed in 1994	1
Closed in 1996	1
Transfer Stations	
Active in 1996	5
Compost facilities	
Active in 1996	5

* Total remaining capacity (from table below) divided by total wastes accepted. Tells how long the region may be served by local landfills at current disposal rates, barring capacity adjustments, until capacity is depleted.

Landfills: Wastes Accepted 1996; Remaining Capacities Jan. 1, 1997

	Municipality	County	Wastes		Capacity		Disp. Area Acres	Close Year
			Cu. Yds.	Rank ¹	Cu. Yds.	Rank ²		
American Disposal Landfill ³	Bloomington	McLean	2,500	56	1,654,000	40	31	2002
Brickyard Disposal & Recyc. *	Danville	Vermilion	655,457	20	24,345,000	5	154	2034
Clinton Landfill No. #2 *	Clinton	DeWitt	709,100	18	9,134,000	14	64	2009
Coles County Landfill	Charleston	Coles	311,167	37	2,966,000	29	43	2000
Illinois Landfill *	Hoopeston	Vermilion	175,763	45	416,000	52	40	1999
Landfill 33	Effingham	Effingham	104,688	51	1,669,000	39	41	2022
Livingston Landfill *	Pontiac	Livingston	2,855,962	3	3,865,000	26	252	2023
CLOSED Loveall Landfill	Sullivan	Moultrie	0	NA	0	NA	33	1994
Macon County Landfill	Decatur	Macon	651,900	22	4,518,000	24	25	2003
Streator Area Landfill #3 *	Streator	Livingston	479,017	28	2,768,000	31	87	2005
CLOSED Western Lion Landfill	Charleston	Coles	1,575	57	0	NA	10	1996
Totals			5,947,129		51,335,000			

* Five landfills accepted out-of-state wastes during 1996 totaling 75,689 cubic yards, or 1.3% of the region's total.

¹ Standing among 57 landfills that accepted wastes during 1996. ² Standing among 57 landfills that reported capacity as of Jan. 1, 1997.

³ Formerly Sexton/McLean County Landfill.

Region Four: East Central Illinois

Questions and Complaints

Illinois EPA Region Four field office personnel investigate reports of suspected illegal waste disposal, and inspect the region's landfills, transfer stations and compost facilities, except in **Macon and Vermilion counties**, where such activities have been delegated to local authorities.

Questions or complaints concerning pollution-control facilities, open dumping or other incidents should be directed to the office having jurisdiction over the site:

Illinois EPA
4302 N. University St.
Champaign, Ill. 61614
Phone: 309-693-5462
Fax: 309-693-5467

Macon County Solid Waste Management Department
Room 501
141 S. Main
Decatur, Ill. 62523
Phone: 217-425-4505
Fax: 217-424-1459

Vermilion County Health Department
200 S. College St., Suite A
Danville, Ill. 618322
Phone: 217-431-2662
Fax: 217-431-7483

Bureau of Land. (Inspections also include industrial landfills, or monofills, and landfills that closed prior to 1994; these facilities are not included in this report.)

Macon County has one active landfill and two compost facilities, Vermilion County has two active landfills and one compost facility. Neither county contains waste transfer stations.

Bloomington transfer station handled 83 percent of wastes

The region's transfer stations reported handling more than 142,000 tons of solid wastes in 1996. American Disposal Services' facility in Bloomington moved 83 percent of this tonnage. Total wastes transferred equalled about 8 percent of the wastes landfilled in Region Four during the year.

Composting activity was slight

Some 18,000 tons of landscape wastes were processed at five compost facilities in Region Four. This tonnage was

Transfer Stations: Wastes Handled 1996

	Municipality	County	Tons
American Disposal Serv.	Bloomington	McLean	117,450
Bloomington Bulk Transfer	Bloomington	McLean	NA
	Monticello	Monticello	1,320
	Paris	Paris	11,745
Shelbyville Disposal Serv.	Shelbyville	Shelby	3,915
Waste Transfer & MRF	Champaign	Champaign	7,800 ¹
		Total	142,230

¹ Partial year

about a hundredth part of all municipal wastes accepted at the region's landfills during 1996.

Compost Facilities: Wastes Accepted 1996

	Municipality	County	Tons
Brickyard Disposal	Danville	Vermilion	2,729
Coles County Landfill	Charleston	Coles	1,636
Landscape Recycling	Urbana	Champaign	8,639
Macon County Composting	Decatur	Macon	1,548
Macon County Landfill	Decatur	Macon	3,482
Rantoul Yard Waste	Rantoul	Champaign	0
		Total	18,034

Region Four: East Central Illinois

Old data lowers region's recycling rate five points

The Agency does not regulate recycling nor does it possess any mechanism to compel county recycling coordinators to respond to Agency surveys seeking current recycling rates.

In Region Four, only six of 19 county recycling coordinators offered data for 1996. Nearly half of the data dates from 1992.

The region's multiyear average recycling rate is 20 percent, five points below the average 25-percent rate reported by Douglas, Iroquois, Jasper, Macon, McLean and Vermilion counties during 1996. ♦

Municipal Waste Recycled

County	Latest Data	Waste Generated Tons	Waste Recycled	
			Tons	Percent
Champaign	1995	194,569	43,948	23%
Clark	1992	19,121	1,544	8%
Coles	1992	68,300	5,010	7%
Crawford	1992	13,034	997	7%
Cumberland	1992	12,860	1,035	8%
DeWitt	1992	10,148	742	7%
Douglas	1996	12,964	880	7%
Edgar	1992	22,339	1,091	5%
Effingham	1995	17,288	4,925	29%
Ford	1995	8,005	446	6%
Iroquois	1996	28,599	3,641	13%
Jasper	1996	3,499	218	6%
Livingston	1995	45,616	3,955	9%
Macon	1996	123,790	42,770	34%
McLean	1996	192,269	54,544	28%
Moultrie	1992	16,526	1,351	8%
Piatt	1992	8,595	397	5%
Shelby	1992	25,557	2,159	9%
Vermilion	1996	87,799	10,119	12%
Totals		910,847	179,772	20%¹

¹ Regional average

Municipal Waste Management Plans

The Solid Waste Planning and Recycling Act requires all Illinois counties and the city of Chicago to develop, adopt and implement 20-year municipal waste management plans.

Plans include programs and recommendations to achieve solid waste management goals, which typically include waste reduction, recycling, incineration and landfilling as program options.

The law requires each plan to include a program to recycle 15 percent of municipal wastes by the end of the third year of the program and 25 percent of municipal wastes by the end of the fifth year.

Every five years each plan must identify changes in planning areas, evaluate progress in plan implementation and, if necessary, revise plan recommendations and goals. The county also has the option of updating its solid-waste generation rate. The plan is then submitted to the Illinois EPA for review and comment.

Questions concerning these plans and their availability should be directed to the appropriate local administrators listed in Appendix H.

Details concerning Region Four landfills and transfer stations follow on pages R4.6 through R4.22.

American Disposal Services of Bloomington Landfill[♦]

County	McLean
Municipality	Bloomington
Location	West Oakland Avenue Road
Hours of operation	Mon. – Fri.: 7:30 a.m. – 3 p.m.; Sat.: 7:30 a.m. – 11 a.m.
Wastes accepted	Municipal, nonhazardous special
Tipping fee	\$8.35 per cubic yard
Owner	American Disposal Services of Illinois Inc.
Operator	American Disposal Services of Illinois Inc.

[♦] Formerly Sexton/McLean County Landfill; facility renamed in December 1997.

Facility Facts

Identification number	113 020 0042
Design capacity, airspace cu. yds.	1,900,000
Total permitted landfill area, acres	55
Permitted disposal area, acres	31
Highest permitted elevation, feet (msl)	788
Leachate monitoring stations	4
Groundwater monitoring wells	19
Methane collection system	None
Years remaining, estimated by landfill	5
Date opened – year expected to close	4-30-90 – 2002

Wastes Received: 1994, 1995, 1996

	TOTAL WASTES ACCEPTED			OUT-OF-STATE WASTES ACCEPTED		
	gate cu. yds.	tons	tons/day	gate cu. yds.	tons	% of total
1994	301,069	91,233	351	0	0	0
1995	6,893	2,089	8	0	0	0
1996	2,500	758	3	0	0	0

Remaining Capacities: Jan. 1, 1996, and Jan. 1, 1997

1996 certified gate cu. yds. (tons)	1,647,000 (499,000)
1997 certified gate cu. yds. (tons)	1,654,000 (501,000)

Audits and Inspections

Solid Waste Mgt. Fees paid in 1996	\$500
Last audited by Illinois EPA	7-16-96
Facility inspected by	Illinois EPA, Champaign Regional Office

Contacts

Owner

American Disposal Services of Illinois Inc. [♦]
 745 McClintock Drive, Suite 230
 Burr Ridge, Ill. 60521
 ☎ 630-655-1105

Operator

American Disposal Services of Illinois Inc.
 Rural Route 3, Box 145
 Bloomington, Ill. 61704
 ☎ 309-828-4214

[♦] Permit transferred from John Sexton Contractors Co. in December 1997.

Brickyard Disposal and Recycling

County	Vermilion
Municipality	Danville
Location	601 E. Brickyard Road
Hours of operation	Mon. – Fri.: 7 a.m. – 3:45 p.m.; Sat.: 7 a.m. – 11:45 a.m.
Wastes accepted	Municipal, nonhazardous special
Tipping fee	\$7.95 per cubic yard
Owner	Allied Waste Industries Inc.
Operator	Allied Waste Industries Inc.

Facility Facts

Identification number	183 804 0029
Design capacity, airspace cu. yds.	NA
Total permitted landfill area, acres	293
Permitted disposal area, acres	154
Highest permitted elevation, feet (msl)	716
Leachate monitoring stations	6
Groundwater monitoring wells	31
Methane collection system	None
Years remaining, estimated by landfill	37
Date opened – year expected to close	12-31-72 – 2034

Wastes Received: 1994, 1995, 1996

	TOTAL WASTES ACCEPTED			OUT-OF-STATE WASTES ACCEPTED		
	gate cu. yds.	tons	tons/day	gate cu. yds.	tons	% of total
1994	481,041	145,770	561	8,492	2,573	2
1995	476,503	144,395	555	13,157	3,987	3
1996	655,457	198,623	764	7,751 [♦]	2,349	1

[♦] State of origin: Indiana

Remaining Capacities: Jan. 1, 1996, and Jan. 1, 1997

1996 certified gate cu. yds. (tons)	19,290,000 (5,845,000)
1997 certified gate cu. yds. (tons)	24,345,000 (7,377,000)

Audits and Inspections

Solid Waste Mgt. Fees paid in 1996	\$221,448
Last audited by Illinois EPA	6-17-97
Facility inspected by	Vermilion County Health Department

Contacts

Owner

Allied Waste Industries Inc. [♦]
 601 E. Brickyard Road
 Danville, Ill. 61834
 ☎ 217-431-3242

Operator

Allied Waste Industries Inc.
 601 E. Brickyard Road
 Danville, Ill. 61834
 ☎ 217-431-3242

[♦] Headquarters: 15880 N. Greenway Hayden Luke, Suite 1000, Scottsdale, Ariz. 85260 • 602-423-2946
 Regional office: 12976 St. Charles Rock Road, Bridgeton, Mo. 63044 • 314-947-5959

Clinton Landfill #2

County	DeWitt
Municipality	Clinton
Location	Route 51 South
Hours of operation	Mon. – Fri.: 7 a.m. – 4 p.m.; Sat. 7 a.m. – 11 a.m.
Wastes accepted	Municipal, nonhazardous special
Tipping fee	\$7.75 per cubic yard
Owner	Clinton Landfill Inc. #2 ♦
Operator	Clinton Landfill Inc. #2

♦ A subsidiary of Peoria Disposal Co.

Facility Facts

Identification number	039 808 0007
Design capacity, airspace cu. yds.	NA
Total permitted landfill area, acres	80
Permitted disposal area, acres	64
Highest permitted elevation, feet (msl)	758
Leachate monitoring stations	5
Groundwater monitoring wells	13
Methane collection system	None
Years remaining, estimated by landfill	12
Year opened – year expected to close	1990 – 2009

Wastes Received: 1994, 1995, 1996

	TOTAL WASTES ACCEPTED			OUT-OF-STATE WASTES ACCEPTED		
	gate cu. yds.	tons	tons/day	gate cu. yds.	tons	% of total
1994	688,677	208,690	803	5,741	1,740	<1
1995	1,009,081	305,782	1,176	9,408	2,851	<1
1996	709,100	214,879	827	6,111 ♦	1,852	<1

♦ States of origin: Arizona, Indiana, Iowa, Minnesota, Missouri, Wisconsin

Remaining Capacities: Jan. 1, 1996, and Jan. 1, 1997

1996 certified gate cu. yds. (tons)	9,873,000 (2,992,000)
1997 certified gate cu. yds. (tons)	9,134,000 (2,768,000)

Audits and Inspections

Solid Waste Mgt. Fees paid in 1996	\$203,921
Last audited by Illinois EPA	7-30-96
Facility inspected by	Illinois EPA, Champaign Regional Office

Contacts

Owner

Clinton Landfill Inc. #2 ♦
4700 N. Sterling Ave.
Peoria, Ill. 61615
☎ 309-686-4893

Operator

Clinton Landfill Inc. #2
4700 N. Sterling Ave.
Peoria, Ill. 61615
☎ 309-686-4893

♦ Address and phone are for Peoria Disposal Co.

Coles County Landfill

County	Coles
Municipality	Charleston
Location	West Illinois Route 316
Hours of operation	Mon. – Fri.: 6 a.m. – 3:30 p.m.; Sat.: 6 a.m. – 11 a.m.
Wastes accepted	Municipal, nonhazardous special
Tipping fee	\$10.05 per cubic yard
Owner	Allied Waste Industries Inc.
Operator	Allied Waste Industries Inc.

Facility Facts

Identification number	029 805 0007
Design capacity, airspace cu. yds.	NA
Total permitted landfill area, acres	80
Permitted disposal area, acres	43
Highest permitted elevation, feet (msl)	735
Leachate monitoring stations	2
Groundwater monitoring wells	19
Methane collection system	Flares
Years remaining, estimated by landfill	3 *
Year opened – year expected to close	1979 – 2000 *

* Years-remaining and expected-closure estimates updated from 1-1-97 certification, at request of operator.

Wastes Received: 1994, 1995, 1996

	TOTAL WASTES ACCEPTED			OUT-OF-STATE WASTES ACCEPTED		
	gate cu. yds.	tons	tons/day	gate cu. yds.	tons	% of total
1994	287,946	87,256	336	0	0	0
1995	282,842	85,710	330	0	0	0
1996	311,167	94,293	363	0	0	0

Remaining Capacities: Jan. 1, 1996, and Jan. 1, 1997

1996 certified gate cu. yds. (tons)	2,737,000 (829,000)
1997 certified gate cu. yds. (tons)	2,966,000 (899,000)

Audits and Inspections

Solid Waste Mgt. Fees paid in 1996	\$116,517
Last audited by Illinois EPA	5-20-97
Facility inspected by	Illinois EPA, Champaign Regional Office

Contacts

Owner

Allied Waste Industries Inc. *
 West Illinois Route 316, Box 137
 Charleston, Ill. 61920
 ☎ 217-345-7414

Operator

Allied Waste Industries Inc.
 West Illinois Route 316, Box 137
 Charleston, Ill. 61920
 ☎ 217-345-7414

* Headquarters: 15880 N. Greenway Hayden Luke, Suite 1000, Scottsdale, Ariz. 85260 • 602-423-2946
 Regional office: 12976 St. Charles Rock Road, Bridgeton, Mo. 63044 • 314-947-5959

Illinois Landfill

County	Vermilion
Municipality	Hoopeston
Location	County Road 4000 North
Hours of operation	Mon. – Fri.: 7 a.m. – 3:30 p.m.; Sat.: 7 a.m. – 11:30 a.m.
Wastes accepted	Municipal, nonhazardous special
Tipping fee	\$9 per cubic yard
Owner	Illinois Landfill Inc. ♦
Operator	Illinois Landfill Inc.

♦ A subsidiary of Allied Waste Industries Inc.

Facility Facts

Identification number	183 045 0009
Design capacity, airspace cu. yds.	NA
Total permitted landfill area, acres	53 (seeking 117 additional; will grow to 170)
Permitted disposal area, acres	40 (seeking 84 additional; will grow to 124)
Highest permitted elevation, feet (msl)	806 (eventual)
Leachate monitoring stations	6 (eventual)
Groundwater monitoring wells	15 (eventual)
Methane collection system	Gas-to-energy (planned)
Years remaining, estimated by landfill	2
Date opened – year expected to close	12-31-91 – 1999 ♦

♦ 15-million in-place cubic-yard expansion permit granted on 2-4-98; expected closure could extend to 2024.

Wastes Received: 1994, 1995, 1996

	TOTAL WASTES ACCEPTED			OUT-OF-STATE WASTES ACCEPTED		
	gate cu. yds.	tons	tons/day	gate cu. yds.	tons	% of total
1994	367,586	111,390	428	16,512	5,004	4
1995	353,611	107,155	412	67,198	20,363	19
1996	175,763	53,262	205	57,240 ♦	17,345	33

♦ State of origin: Indiana

Remaining Capacities: Jan. 1, 1996, and Jan. 1, 1997

1996 certified gate cu. yds. (tons)	549,000 (166,000)
1997 certified gate cu. yds. (tons)	416,000 (126,000)

Audits and Inspections

Solid Waste Mgt. Fees paid in 1996	\$39,155
Last audited by Illinois EPA	5-21-96
Facility inspected by	Vermilion County Health Department

Contacts

Owner

Illinois Landfill Inc. ♦
 County Road 4000 North
 Hoopeston, Ill. 61942
 ☎ 217-283-5968

Operator

Illinois Landfill Inc.
 County Road 4000 North
 Hoopeston, Ill. 61942
 ☎ 217-283-5968

♦ A subsidiary of Allied Waste Industries Inc., 15880 N. Greenway Hayden Luke, Suite 1000, Scottsdale, Ariz. 85260 • 602-423-2946. Regional office: 3837 W. 127th St., Alsip, Ill. 60803 • 708-824-3060

Landfill 33

County	Effingham
Municipality	Effingham
Location	1713 S. Willow
Hours of operation	Mon. – Fri.: 7 a.m. – 3 p.m.; Sat.: 7 a.m. – 11 a.m.
Wastes accepted	Municipal, nonhazardous special
Tipping fee	\$10 per cubic yard
Owner	Landfill 33 Ltd.
Operator	Landfill 33 Ltd.

Facility Facts

Identification number	049 810 0007
Design capacity, airspace cu. yds.	NA
Total permitted landfill area, acres	80
Permitted disposal area, acres	41
Highest permitted elevation, feet (msl)	602
Leachate monitoring stations	5
Groundwater monitoring wells	21
Methane collection system	None
Years remaining, estimated by landfill	25 [♦]
Year opened – year expected to close	1981 – 2022 [♦]

[♦] Years-remaining and expected-closure estimates updated from 1-1-97 certification, at request of operator.

Wastes Received: 1994, 1995, 1996

	TOTAL WASTES ACCEPTED			OUT-OF-STATE WASTES ACCEPTED		
	gate cu. yds.	tons	tons/day	gate cu. yds.	tons	% of total
1994	100,312	30,398	117	0	0	0
1995	114,332	34,646	133	0	0	0
1996	104,688	31,724	122	0	0	0

Remaining Capacities: Jan. 1, 1996, and Jan. 1, 1997

1996 certified gate cu. yds. (tons)	1,697,000 (514,000)
1997 certified gate cu. yds. (tons)	1,669,000 (506,000)

Audits and Inspections

Solid Waste Mgt. Fees paid in 1996	\$25,000
Last audited by Illinois EPA	8-20-96
Facility inspected by	Illinois EPA, Champaign Regional Office

Contacts

Owner

Landfill 33 Ltd.
1713 S. Willow
Effingham, Ill. 62401
☎ 217-342-3747

Operator

Landfill 33 Ltd.
1713 S. Willow
Effingham, Ill. 62401
☎ 217-342-3747

Livingston Landfill

County	Livingston
Municipality	Pontiac
Location	Rowe Road, west of Route 23
Hours of operation	Mon. – Sat.: 5:30 a.m. – 6:30 p.m.
Wastes accepted	Municipal, nonhazardous special
Tipping fee	\$23 per ton
Owner	County Disposal (Illinois) Inc.
Operator	American Disposal Services of Illinois Inc.

Facility Facts

Identification number	105 821 0002
Design capacity, airspace cu. yds.	34,995,000
Total permitted landfill area, acres	550
Permitted disposal area, acres	252
Highest permitted elevation, feet (msl)	785
Leachate monitoring stations	36
Groundwater monitoring wells	14
Methane collection system	Gas-to-energy (under construction)
Years remaining, estimated by landfill	26 [♦]
Year expected to open – close	1978 – 2023 [♦]

[♦] 29-million in-place cubic-yard expansion permit granted on 2-19-97, increasing lifetime and closure estimates.

Wastes Received: 1994, 1995, 1996

	TOTAL WASTES ACCEPTED			OUT-OF-STATE WASTES ACCEPTED		
	gate cu. yds.	tons	tons/day	gate cu. yds.	tons	% of total
1994	1,418,286	429,784	1,653	0	0	0
1995	2,126,447	644,378	2,478	2,551	773	<1
1996	2,855,962	865,443	3,329	3,830 [♦]	1,160	<1

[♦] State of origin: Indiana

Remaining Capacities: Jan. 1, 1996, and Jan. 1, 1997

1996 certified gate cu. yds. (tons)	3,020,000 (915,000)
1997 certified gate cu. yds. (tons)	3,865,000 (1,171,000)

Audits and Inspections

Solid Waste Mgt. Fees paid in 1996	\$756,245
Last audited by Illinois EPA	2-14-96
Facility inspected by	Illinois EPA, Champaign Regional Office

Contacts

Owner

County Disposal (Illinois) Inc.[♦]
 745 McClintock Drive, Suite 305
 Burr Ridge, Ill. 60521
 ☎ 630-655-1105

Operator

American Disposal Services of Illinois Inc.
 Box 646
 Pontiac, Ill. 61764
 ☎ 815-844-3054

[♦] Country Disposal (Illinois) Inc. was expected to merge into American Disposal Services of Illinois Inc. in early 1998.

Loveall Landfill

CLOSED

County	Moultrie
Municipality	Sullivan
Location	Between Route 32 and Bethany
Hours of operation	NA
Wastes accepted	Municipal, nonhazardous special
Tipping fee	NA
Owner	D & B Refuse Service Inc.
Operator	D & B Refuse Service Inc.

Facility Facts

Identification number	139 030 0001
Design capacity, airspace cu. yds.	NA
Total permitted landfill area, acres	33
Permitted disposal area, acres	33
Highest permitted elevation, feet (msl)	627-676
Leachate monitoring stations	0
Groundwater monitoring wells	6
Methane collection system	None
Years remaining	NA
Year opened – date closed	1966 – 4-8-94

Wastes Received: 1994, 1995, 1996

	TOTAL WASTES ACCEPTED			OUT-OF-STATE WASTES ACCEPTED		
	gate cu. yds.	tons	tons/day	gate cu. yds.	tons	% of total
1994	18,908	5,730	22	0	0	0
1995	0	0	0	0	0	0
1996	0	0	0	0	0	0

Remaining Capacities: Jan. 1, 1996, and Jan. 1, 1997

1996 certified gate cu. yds. (tons)	0
1997 certified gate cu. yds. (tons)	0

Audits and Inspections

Solid Waste Mgt. Fees paid in 1996	NA
Last audited by Illinois EPA	NA
Facility inspected by	Illinois EPA, Champaign Regional Office

Contacts

Owner

D & B Refuse Service Inc.
 Box 256
 Sullivan, Ill. 61951
 ☎ 217-728-2505

Operator

D & B Refuse Service Inc.
 Route 32 South
 Sullivan, Ill. 61951
 ☎ 217-728-2505

Macon County Landfill

County	Macon
Municipality	Decatur
Location	Rural Route 8, Box 115, Hill Road
Hours of operation	Mon. – Fri.: 6 a.m. – 3 p.m.; Sat.: 7 a.m. – 1:30 p.m.
Wastes accepted	Municipal, nonhazardous special
Tipping fee	\$24 per ton
Owner	Macon County Landfill Corp.
Operator	Macon County Landfill Corp.

Facility Facts

Identification number	115 804 0008
Design capacity, airspace cu. yds.	3,492,000
Total permitted landfill area, acres	235
Permitted disposal area, acres	25
Highest permitted elevation, feet (msl)	705
Leachate monitoring stations	3
Groundwater monitoring wells	22 (total planned)
Methane collection system	Gas-to-energy (planned)
Years remaining, estimated by landfill	6
Year opened – year expected to close	1978 – 2003 *

* 1.5-million in-place cubic-yard expansion permit granted on 6-1-98, extending closure to 2005.

Wastes Received: 1994, 1995, 1996

	TOTAL WASTES ACCEPTED			OUT-OF-STATE WASTES ACCEPTED		
	gate cu. yds.	tons	tons/day	gate cu. yds.	tons	% of total
1994	752,726	228,099	877	0	0	0
1995	596,908	180,881	696	0	0	0
1996	651,900	197,545	760	0	0	0

Remaining Capacities: Jan. 1, 1996, and Jan. 1, 1997

1996 certified gate cu. yds. (tons)	1,087,000 (329,000)
1997 certified gate cu. yds. (tons)	4,518,000 * (1,369,000)

* Includes 2.2-million cubic-yard expansion permitted on 5-3-96.

Audits and Inspections

Solid Waste Mgt. Fees paid in 1996	\$173,549
Last audited by Illinois EPA	6-4-96
Facility inspected by	Macon County Solid Waste Management Department

Contacts

Owner

Macon County Landfill Corp.
Rural Route 8, Box 115, Hill Road
Decatur, Ill. 62522
☎ 217-963-2976

Operator

Macon County Landfill Corp.
Rural Route 8, Box 115, Hill Road
Decatur, Ill. 62522
☎ 217-963-2976

Streator Area Landfill #3

County	Livingston
Municipality	Streator
Location	Rural Route 7, 2111 Coalville Road
Hours of operation	Mon. – Fri.: 6:30 a.m. – 4 p.m.; Sat.: 6:30 a.m. – noon
Wastes accepted	Municipal, nonhazardous special
Tipping fee	\$26 per ton
Owner	Streator Area Landfill Inc. ♦
Operator	Streator Area Landfill Inc.

♦ A subsidiary of Allied Waste Industries Inc.

Facility Facts

Identification number	105 490 0003
Design capacity, airspace cu. yds.	NA
Total permitted landfill area, acres	90.5
Permitted disposal area, acres	20.4
Highest permitted elevation, feet (msl)	657
Leachate monitoring stations	7
Groundwater monitoring wells	20
Methane collection system	Gas-to-energy (planned)
Years remaining, estimated by landfill	8
Year opened – year expected to close	1995 – 2005

Wastes Received: 1994, 1995, 1996

	TOTAL WASTES ACCEPTED			OUT-OF-STATE WASTES ACCEPTED		
	gate cu. yds.	tons	tons/day	gate cu. yds.	tons	% of total
1994	7,991	2,422	9	108	33	1
1995	567,292	171,907	661	431	131	<1
1996	479,017	145,157	558	757 ♦	229	<1

♦ State of origin: Indiana

Remaining Capacities: Jan. 1, 1996, and Jan. 1, 1997

1996 certified gate cu. yds. (tons)	3,258,000 (987,000)
1997 certified gate cu. yds. (tons)	2,768,000 (839,000)

Audits and Inspections

Solid Waste Mgt. Fees paid in 1996	\$115,969
Last audited by Illinois EPA	12-2-97
Facility inspected by	Illinois EPA, Champaign Regional Office

Contacts

Owner

Streator Area Landfill Inc. ♦
Rural Route 7, 2111 Coalville Road
Streator, Ill. 61364
☎ 815-672-0097

Operator

Streator Area Landfill Inc..
Rural Route 7, 2111 Coalville Road
Streator, Ill. 61364
☎ 815-672-0097

♦ A subsidiary of Allied Waste Industries Inc., 15880 N. Greenway Hayden Luke, Suite 1000, Scottsdale, Ariz. 85260 • 602-423-2946. Regional office: 3837 W. 127th St., Alsip, Ill. 60803 • 708-824-3060

Western Lion Landfill

CLOSED

County	Coles
Municipality	Charleston
Location	North Loxa Road
Hours of operation	NA
Wastes accepted	Municipal and nonhazardous special
Tipping fee	NA
Owner	Western Lion Ltd.
Operator	Western Lion Ltd.

Facility Facts

Identification number	029 805 0006
Design capacity, airspace cu. yds.	NA
Total permitted landfill area, acres	45
Permitted disposal area, acres	26
Highest permitted elevation, feet (msl)	NA
Leachate monitoring stations	NA
Groundwater monitoring wells	4
Methane collection system	None
Years remaining	NA
Year opened – date closed	1979 – 1-20-96

Wastes Received: 1994, 1995, 1996

	TOTAL WASTES ACCEPTED			OUT-OF-STATE WASTES ACCEPTED		
	gate cu. yds.	tons	tons/day	gate cu. yds.	tons	% of total
1994	80,284	24,329	94	0	0	0
1995	54,013	16,368	63	0	0	0
1996	1,575	477	24	0	0	0

Remaining Capacities: Jan. 1, 1996, and Jan. 1, 1997

1996 certified gate cu. yds. (tons)	0
1997 certified gate cu. yds. (tons)	0

Audits and Inspections

Solid Waste Mgt. Fees paid in 1996	Prepaid
Last audited by Illinois EPA	NA
Facility inspected by	Illinois EPA, Champaign Regional Office

Contacts

Owner

Western Lion Ltd.
Box 682
Charleston, Ill. 61920
☎ 217-345-9505

Operator

Western Lion Ltd.
Box 682
Charleston, Ill. 61920
☎ 217-235-0240

American Disposal Services of Bloomington Transfer Stn.♦

County	McLean
Municipality	Bloomington
Location	Rural Route 3, Box 145
Hours of operation	Mon. – Fri.: 7:30 a.m. – 3:30 p.m.; Sat.: 7:30 a.m. – 11:30 a.m.
Wastes accepted	Municipal, recyclables, medical waste
Tipping fee	NA
Owner	American Disposal Services of Illinois Inc.
Operator	American Disposal Services of Illinois Inc.

♦ Formerly Bloomington Transfer Station; name change effective December 1997.

Facility Facts

Identification number	113 804 0002
Opened, year	1978
Facility inspected by	Illinois EPA, Champaign Regional Office

Wastes Received: 1996

Tons per year	117,450
Tons per day (average)	452

Contacts

Owner

American Disposal Services of Illinois Inc. ♦
745 McClintock Drive, Suite 230
Burr Ridge, Ill. 60521
☎ 630-655-1105

Operator

American Disposal Services of Illinois Inc.
Rural Route 3, Box 145
Bloomington, Ill. 61704
☎ 309-828-4214

♦ Permit transferred from John Sexton Contractors Co.; approval effective December 1997.

Bloomington Bulk Transfer Station



County	McLean
Municipality	Bloomington
Location	401 S. East St.
Hours of operation	Mon. – Fri.: 7 a.m. – 3 p.m.
Wastes accepted	White goods, scrap metal, furniture, C&D debris
Tipping fee	NA
Owner	City of Bloomington
Operator	City of Bloomington

Facility Facts

Identification number	113 020 0073
Opened, year	1997 ♦
Facility inspected by	Illinois EPA, Champaign Regional Office

♦ Permit granted 1-13-97.

Wastes Received: 1996

Tons per year	NA
Tons per day	NA

Contacts

Owner

City of Bloomington, Public Services
109 E. Olive St.
Bloomington, Ill. 61701
☎ 309-823-4220

Operator

City of Bloomington, Public Services
109 E. Olive St.
Bloomington, Ill. 61701
☎ 309-823-4220

Monticello Transfer Station

County	Piatt
Municipality	Monticello
Location	Allerton Road, near William Street (at Monticello Landfill)
Hours of operation	Limited ♦
Wastes accepted	Municipal
Tipping fee	NA
Owner	Monticello Fire Department
Operator	Monticello Fire Department

♦ Only open one week each year.

Facility Facts

Identification number	147 804 0003
Opened, year	1984
Facility inspected by	Illinois EPA, Champaign Regional Office

Wastes Received: 1996

Tons per year	1,320
Tons per day	NA

Contacts

Owner

City of Monticello
210 N. Hamilton
Monticello, Ill. 61856
☎ 217-762-2583

Operator

City of Monticello
210 N. Hamilton
Monticello, Ill. 61856
☎ 217-762-2583

Paris Transfer Station

County	Edgar
Municipality	Paris
Location	2 miles west on Springfield Road
Hours of operation	Mon. – Fri.: 9 a.m. – 4 p.m.
Wastes accepted	Municipal
Tipping fee	\$27 per ton
Owner	City of Paris
Operator	Ingrum Waste Disposal

Facility Facts

Identification number	045 808 0003
Opened, year	1979
Facility inspected by	Illinois EPA, Champaign Regional Office

Wastes Received: 1996

Tons per year	11,745
Tons per day	45

Contacts

Owner

City of Paris
City Building
Paris, Ill. 61944
☎ 217-465-7601

Operator

Ingrum Waste Disposal
1708 S. Main St.
Paris, Ill. 61944
☎ 217-465-3335

Shelbyville Disposal Service Transfer Station

County	Shelby
Municipality	Shelbyville
Location	West Route 16
Hours of operation	Mon. – Fri.: 5:30 a.m. – 3 p.m.; Sat.: 5:30 a.m. – noon
Wastes accepted	Municipal
Tipping fee	NA
Owner	Shelbyville Disposal Service Inc.
Operator	Shelbyville Disposal Service Inc.

Facility Facts

Identification number	173 817 0003
Opened, year	1984
Facility inspected by	Illinois EPA, Champaign Regional Office

Wastes Received: 1996

Tons per year	3,915
Tons per day	15

Contacts

Owner

Shelbyville Disposal Service Inc.
West Route 16, Box 143
Shelbyville, Ill. 62565
☎ 217-744-5625

Operator

Shelbyville Disposal Service Inc.
West Route 16, Box 143
Shelbyville, Ill. 62565
☎ 217-744-5625

Waste Transfer and Material Recovery Facility

County	Champaign
Municipality	Champaign
Location	10 E. St. Mary's Road
Hours of operation	Mon. – Fri.: 7 a.m. –3:30 p.m.
Wastes accepted	Recyclables, waste from University of Illinois only
Tipping fee	NA
Owner	University of Illinois
Operator	University of Illinois

Facility Facts

Identification number	019 010 5219
Opened, year	1996 *
Facility inspected by	Illinois EPA, Champaign Regional Office

* Permit granted 6-20-96.

Wastes Received: 1996

Tons per year	7,800 projected
Tons per day	30

Contacts

Owner

University of Illinois
Physical Plant Service Building
1501 S. Oak St.
Champaign, Ill. 61820
☎ 217-333-2500

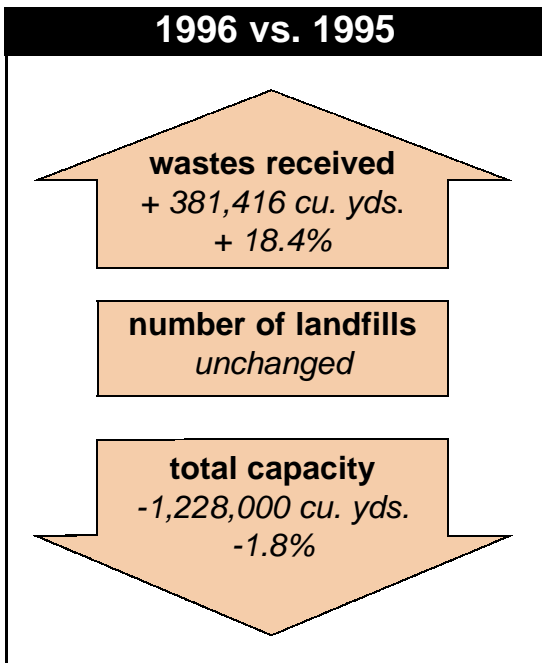
Operator

University of Illinois
Waste Transfer and Material Recovery Facility
10 E. St. Mary's Road
Champaign, Ill. 61820
☎ 217-333-2780

Landfills
Transfer Stations
Compost Facilities

Region Five: West Central Illinois

1996 vs. 1995



WASTES LANDFILLED IN REGION FIVE DURING 1996 amounted to only 5.3 percent of the state's total. Only Region Seven in Southern Illinois, with 3.2 percent of the state's total, was lower.

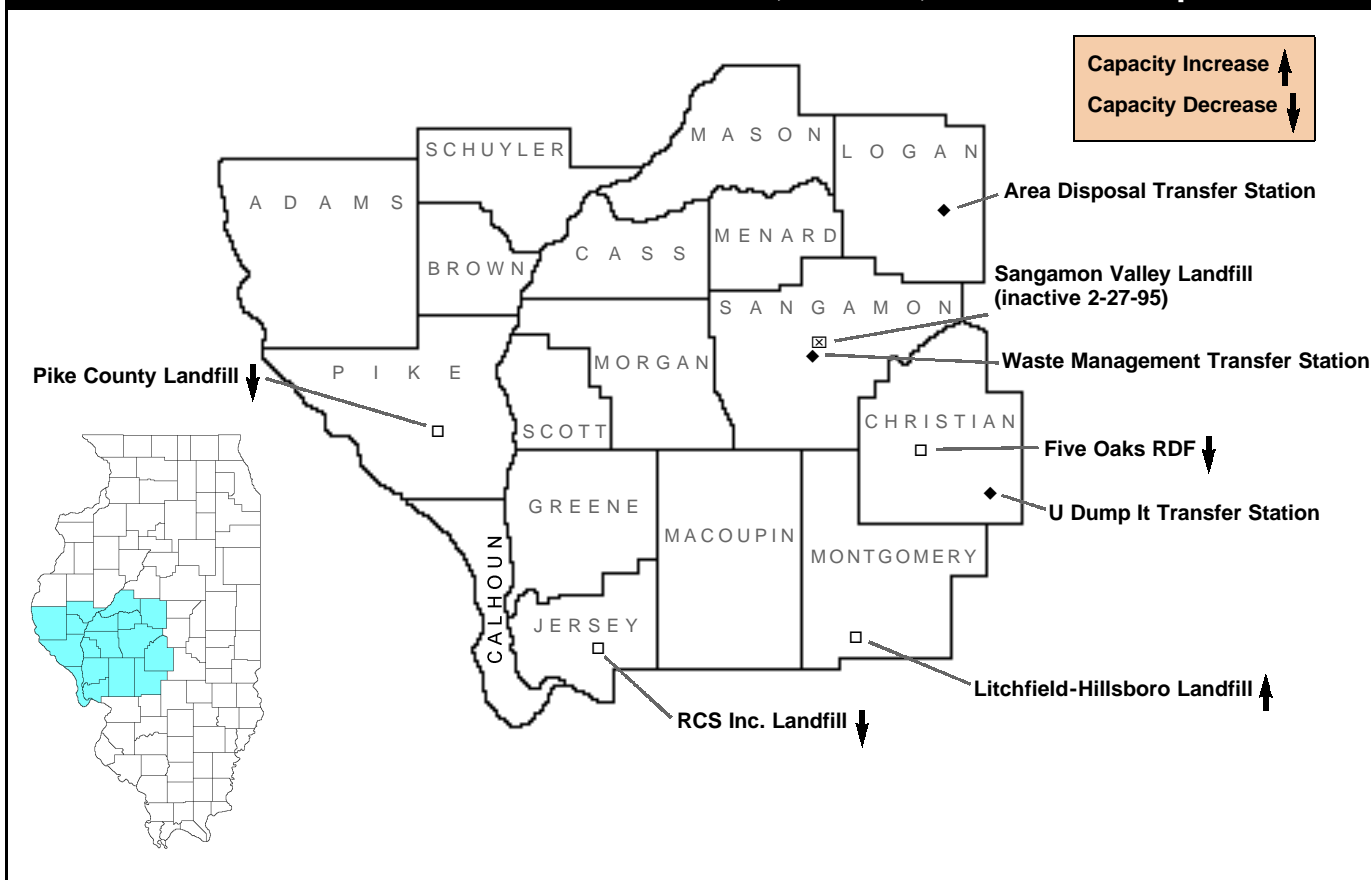
Region Five's four active landfills accepted 2.5 million gate cubic yards of wastes during 1996. This volume exceeded 1995's total wastes landfilled by 18.4 percent, or more than 381,000 gate cubic yards.

Out-of-state wastes exceed statewide average

Of total wastes accepted in the region, 476,904 cubic yards, or 19.2 percent, originated in other states, whereas out-of-state wastes comprised 9.6 percent of all wastes landfilled statewide.

Region Six accepted the greatest amount of waste from other states: 50.7 percent; Region Seven was next with 36.5 percent; Region Three, 13 percent; Region Four, 1.3 percent; Region Two, 0.8 percent; Region One, 0 percent.

Landfills and Transfer Stations: Active, Closed, Under Development



Region Five: West Central Illinois

Court-closed landfill distorts capacity figures

As of Jan. 1, 1997, the region's landfills reported a total capacity of 68.2 million gate cubic yards, a 1.8-percent decrease from the year before. However, about a sixth of this capacity has been frozen since Sangamon Valley Landfill, in Springfield, was closed by court order on Feb. 27, 1995. Nevertheless, the facility continues to report having 11.5 million gate cubic yards of certified capacity.

The facility is not formally closed and is regarded as inactive. It could reopen, providing it successfully completes number of remedies that would satisfy the court. But until then, its capacity, which is 11th highest of 57 landfills reporting available space, remains inaccessible.

On the positive side, Five Oaks Recycling and Disposal Facility, Taylorville, ranked second in the state in available capacity. Five Oaks, along with 13th place Pike County Landfill, in Baylis, have the potential to provide Region Five with at least 30 years of landfill capacity.

Three counties have delegation agreements

The Illinois EPA has delegated inspection authority to the Christian County Solid Waste Management Department, Montgomery County Health Department and Sangamon County Department of Public Health.

Delegation agreements authorize these agencies to conduct many of the duties that would otherwise have to be performed by the Illinois EPA field office: investigating suspected violations of land-pollution laws and reports of open dumping, and inspecting landfills, transfer stations and compost facilities permitted through the Agency's Bureau of Land. (Inspections also include industrial landfills, or monofills, and landfills that closed prior to 1994;

Counties	16
Area (square miles)	9,408
Population (est.)	556,000
Landfill life expectancy	
Years remaining	27.8*
Landfills	
Active in 1996	4
Inactive since 1995	1
Transfer Stations	
Active in 1996	3
Compost facilities	
Active in 1996	3

* Total remaining capacity (from table below) divided by total wastes accepted. Tells how long the region may be served by local landfills at current disposal rates, barring capacity adjustments, until capacity is depleted.

Landfills: Wastes Accepted 1996; Remaining Capacities Jan. 1, 1997

	Municipality	County	Wastes		Capacity		Disp. Area Acres	Close Year
			Cu. Yds.	Rank ¹	Cu. Yds.	Rank ²		
Five Oaks RDF ♦	Taylorville	Christian	1,210,315	10	36,851,000	2	175	2027
Litchfield-Hillsboro Landfill ♦	Litchfield	Montgomery	316,000	36	6,727,000	17	62	2018
Pike County Landfill ♦	Baylis	Pike	290,771	40	9,147,000	13	69	2028
RCS Inc. Landfill ♦	Jerseyville	Jersey	635,072	23	3,902,000	25	24	2023
INACTIVE Sangamon Valley LF ³	Springfield	Sangamon	0	NA	11,542,000	11	95	1995
Totals			2,452,158		68,169,000			

♦ Four landfills accepted out-of-state wastes totaling 476,904 cubic yards, or 19.2% of the region's total.

¹ Standing among 57 landfills that accepted wastes during 1996. ² Standing among 57 landfills that reported capacity as of Jan. 1, 1997.

³ Court order issued Feb. 27, 1995, prohibits facility from taking wastes; facility continues to report available capacity.

Region Five: West Central Illinois

Questions and Complaints

Illinois EPA Region Five field office personnel investigate reports of suspected illegal waste disposal, and inspect the region's landfills, transfer stations and compost facilities, except in **Christian, Montgomery and Sangamon counties**, where such activities have been delegated to local authorities.

Questions or complaints concerning pollution-control facilities, open dumping or other incidents should be directed to the office having jurisdiction over the site:

Illinois EPA
 4500 S. Sixth St.
 Springfield, Ill. 62706
 Phone: 217-786-6892
 Fax: 217-786-6357

Christian County Solid Waste Management Department
 305 S. Webster
 Taylorville, Ill. 62568
 Phone: 217-287-2334
 Fax: 217-287-7755

Montgomery County Health Dept.
 Box 128
 Hillsboro, Ill. 62049
 Phone: 217-532-2007
 Fax: 217-532-2089

Sangamon County Department of Public Health
 2501 N. Dirksen Parkway
 Springfield, Ill. 62702
 Phone: 217-535-3100
 Fax: 217-535-3104

these facilities are not included in this report.)

Christian and Montgomery counties each have an active landfill, whereas Sangamon County's sole landfill is currently inactive.

Christian and Sangamon counties each have an active transfer station; Montgomery County does not. Of the three, only Sangamon County has compost facilities.

Transfer station's activity reflects loss of landfill

Region Five's three transfer stations handled nearly 165,000 tons of municipal waste during 1996, an amount equivalent to about 22 percent of the wastes landfilled in the region.

Nearly all of these transfers took place at Waste Management's facility in Springfield, and at a level that reflected the inability of Sangamon Valley Landfill to take Springfield's wastes.

Transfer Stations: Wastes Handled 1996

	Municipality	County	Tons
Area Disposal	Lincoln	Logan	2,000
U Dump It	Pana	Christian	6,264
Waste Mgt. of Illinois	Springfield	Sangamon	156,600
		Total	164,864

Compost facilities

Some 7,000 tons of landscape wastes (an amount less than 1 percent of regional wastes landfilled) were processed through the three facilities that were active in Region Five in 1996.

Compost Facilities: Wastes Accepted 1996

	Municipality	County	Tons
Dirksen Parkway Compost	Springfield	Sangamon	11
Jacksonville Municipal #3	Jacksonville	Morgan	closed
Quincy Compost Facility	Quincy	Adams	3,240
Sangamon One	Springfield	Sangamon	3,750
		Total	7,001

Recycling rates range from 1 to 28 percent

The Illinois EPA encourages but does not regulate recycling, and is not obligated to collect and report recycling data; it does, however, as a public service, seek this information from county recycling coordinators.

Only six recycling coordinators (out of 16 counties) in Region Five provided data for 1996. Recycling rates in these six counties — Calhoun, Christian, Greene, Jersey,

Region Five: West Central Illinois

Morgan and Sangamon — ranged from a low of 1 percent to a high of 28 percent, yielding an average 25 percent for 1996's recycling efforts.

The multiyear average for the full region, which includes recycling data reaching back to 1990, is only 21 percent. It is not known if this percentage would have been better or worse had all counties reported 1996 data. ♦

Municipal Wastes Recycled

County	Latest Data	Waste Generated Tons	Waste Recycled	
			Tons	Percent
Adams	1990	69,573	14,486	21%
Brown	1993	2,965	90	3%
Calhoun	1996	2,879	36	1%
Cass	1993	7,245	117	2%
Christian	1996	25,162	6,511	26%
Greene	1996	11,572	634	5%
Jersey	1996	19,355	1,009	5%
Logan	1992	20,373	910	4%
Macoupin	1993	18,307	1,338	7%
Mason	1992	9,193	242	3%
Menard	1992	6,485	103	2%
Morgan	1996	28,252	5,872	21%
Pike	1993	9,709	293	3%
Sangamon ¹	1996	288,981	80,442	28%
Schuyler	1994	4,217	112	3%
Scott	1993	3,192	85	3%
Totals		527,460	112,280	21%²

¹ Has residential recycling ordinance.
² Regional average

Municipal Waste Management Plans

The Solid Waste Planning and Recycling Act requires all Illinois counties and the city of Chicago to develop, adopt and implement 20-year municipal waste management plans.

Plans include programs and recommendations to achieve solid waste management goals, which typically include waste reduction, recycling, incineration and landfilling as program options.

The law requires each plan to include a program to recycle 15 percent of municipal wastes by the end of the third year of the program and 25 percent of municipal wastes by the end of the fifth year.

Every five years each plan must identify changes in planning areas, evaluate progress in plan implementation and, if necessary, revise plan recommendations and goals. The county also has the option of updating its solid-waste generation rate. The plan is then submitted to the Illinois EPA for review and comment.

Questions concerning these plans and their availability should be directed to the appropriate local administrators listed in Appendix H.

Details concerning Region Five landfills and transfer stations follow on pages R5.6 through R5.13.

Five Oaks Recycling and Disposal Facility

County	Christian
Municipality	Taylorville
Location	890 E. 1500 North Road
Hours of operation	Mon. – Fri.: 7 a.m. – 3 p.m.; Sat.: 7 a.m. – 11 a.m.
Wastes accepted	Municipal, nonhazardous special
Tipping fee	\$20 per ton
Owner	Waste Management of Illinois Inc.
Operator	Waste Management of Illinois Inc.

Facility Facts

Identification number	021 816 0006
Design capacity, airspace cu. yds.	NA
Total permitted landfill area, acres	213
Permitted disposal area, acres	175
Highest permitted elevation, feet (msl)	685
Leachate monitoring stations	2
Groundwater monitoring wells	17
Methane collection system	Active extraction with flares
Years remaining, estimated by landfill	30
Date opened – year expected to close	12-31-78 – 2027

Wastes Received: 1994, 1995, 1996

	TOTAL WASTES ACCEPTED			OUT-OF-STATE WASTES ACCEPTED		
	gate cu. yds.	tons	tons/day	gate cu. yds.	tons	% of total
1994	1,104,017	334,551	1,287	112,589	34,118	10
1995	944,328	286,160	1,101	1,878	569	<1
1996	1,210,315	366,762	1,411	2,332 *	707	<1

* States of origin: Indiana, North Carolina

Remaining Capacities: Jan. 1, 1996, and Jan. 1, 1997

1996 certified gate cu. yds. (tons)	37,365,000 (11,323,000)
1997 certified gate cu. yds. (tons)	36,851,000 (11,167,000)

Audits and Inspections

Solid Waste Mgt. Fees paid in 1996	\$242,866
Last audited by Illinois EPA	7-15-97
Facility inspected by	Christian County Solid Waste Management Department

Contacts

Owner

Waste Management of Illinois Inc.
2 Westbrook Corporate Center, Suite 1000
Westchester, Ill. 60154
☎ 708-409-0700

Operator

Waste Management of Illinois Inc.
890 E. 1500 North Road
Taylorville, Ill. 62568
☎ 217-824-3942

Litchfield-Hillsboro Landfill

County	Montgomery
Municipality	Litchfield
Location	Route 16 East
Hours of operation	Mon. – Fri.: 7 a.m. – 4 p.m.
Wastes accepted	Municipal, nonhazardous special
Tipping fee	\$18.34 per ton
Owner	Envotech/Illinois Inc. ♦
Operator	Envotech/Illinois Inc.

♦ A subsidiary of Liberty Waste Services Ltd.

Facility Facts

Identification number	135 815 0007
Design capacity, airspace cu. yds.	NA
Total permitted landfill area, acres	148
Permitted disposal area, acres	62
Highest permitted elevation, feet (msl)	723
Leachate monitoring stations	3
Groundwater monitoring wells	13
Methane collection system	None
Years remaining, estimated by landfill	21
Year opened – year expected to close	1976 – 2018

Wastes Received: 1994, 1995, 1996

	TOTAL WASTES ACCEPTED			OUT-OF-STATE WASTES ACCEPTED		
	gate cu. yds.	tons	tons/day	gate cu. yds.	tons	% of total
1994	507,909	153,912	592	190,782	57,813	38
1995	363,762	110,231	424	24,702	7,485	7
1996	316,000	95,758	368	23,320 ♦	7,067	7

♦ States of origin: Indiana, Iowa, Missouri

Remaining Capacities: Jan. 1, 1996, and Jan. 1, 1997

1996 certified gate cu. yds. (tons)	6,523,000 (1,977,000)
1997 certified gate cu. yds. (tons)	6,727,000 (2,038,000)

Audits and Inspections

Solid Waste Mgt. Fees paid in 1996	\$88,322
Last audited by Illinois EPA	7-30-96
Facility inspected by	Montgomery County Health Department

Contacts

Owner

Envotech/Illinois Inc. ♦
Route 16 East
Litchfield, Ill. 62056
☎ 217-324-2811

Operator

Envotech/Illinois Inc.
Route 16 East
Litchfield, Ill. 62056
☎ 217-324-2811

♦ A subsidiary of Liberty Waste Services Ltd., 625 Liberty Ave., Pittsburgh, Pa. 15222 • 412-562-1000

Pike County Landfill

County	Pike
Municipality	Baylis
Location	Rural Route 1
Hours of operation	Mon. – Fri.: 7 a.m. – 3 p.m.
Wastes accepted	Municipal, nonhazardous special
Tipping fee	\$8.75 per cubic yard
Owner	Pike County Landfill Inc. ♦
Operator	Pike County Landfill Inc.

♦ A subsidiary of Peoria Disposal Co.

Facility Facts

Identification number	149 816 0001
Design capacity, airspace cu. yds.	NA
Total permitted landfill area, acres	77
Permitted disposal area, acres	69
Highest permitted elevation, feet (msl)	836
Leachate monitoring stations	6
Groundwater monitoring wells	11
Methane collection system	None
Years remaining, estimated by landfill	31
Date opened – year expected to close	12-31-75 – 2028

Wastes Received: 1994, 1995, 1996

	TOTAL WASTES ACCEPTED			OUT-OF-STATE WASTES ACCEPTED		
	gate cu. yds.	tons	tons/day	gate cu. yds.	tons	% of total
1994	323,020	97,885	376	29,403	8,910	9
1995	274,458	83,169	320	40,258	12,199	15
1996	290,771	88,112	339	27,925 ♦	8,462	10

♦ States of origin: Iowa, Missouri, Nebraska

Remaining Capacities: Jan. 1, 1996, and Jan. 1, 1997

1996 certified gate cu. yds. (tons)	9,362,000 (2,837,000)
1997 certified gate cu. yds. (tons)	9,147,000 (2,772,000)

Audits and Inspections

Solid Waste Mgt. Fees paid in 1996	\$88,298
Last audited by Illinois EPA	2-27-96
Facility inspected by	Illinois EPA, Springfield Regional Office

Contacts

Owner

Pike County Landfill Inc. ♦
 4700 N. Sterling Ave.
 Peoria, Ill. 61615
 ☎ 309-676-4893

Operator

Pike County Landfill Inc.
 4700 N. Sterling Ave.
 Peoria, Ill. 61615
 ☎ 309-676-4893

♦ Address and phone are for Peoria Disposal Co.

RCS Inc. Landfill

County	Jersey
Municipality	Jerseyville
Location	1336 Crystal Lake Road
Hours of operation	Mon. – Fri.: 7 a.m. – 5 p.m.
Wastes accepted	Municipal, nonhazardous special
Tipping fee	\$24 per ton
Owner	Allied Waste Industries Inc.
Operator	Allied Waste Industries Inc.

Facility Facts

Identification number	083 025 0012
Design capacity, airspace cu. yds.	NA
Total permitted landfill area, acres	190
Permitted disposal area, acres	24
Highest permitted elevation, feet (msl)	662
Leachate monitoring stations	2
Groundwater monitoring wells	9
Methane collection system	None
Years remaining, estimated by landfill	13
Date opened – year expected to close	1-31-95 – 2010

Wastes Received: 1994, 1995, 1996

	TOTAL WASTES ACCEPTED			OUT-OF-STATE WASTES ACCEPTED		
	gate cu. yds.	tons	tons/day	gate cu. yds.	tons	% of total
1994	0	0	0	0	0	0
1995	487,999	147,879	569	328,842	99,649	67
1996	635,072	192,446	740	423,327 *	128,281	67

* State of origin: Missouri

Remaining Capacities: Jan. 1, 1996, and Jan. 1, 1997

1996 certified gate cu. yds. (tons)	4,605,000 (1,395,000)
1997 certified gate cu. yds. (tons)	3,902,000 (1,182,000)

Audits and Inspections

Solid Waste Mgt. Fees paid in 1996	\$170,311
Last audited by Illinois EPA	6-4-96
Facility inspected by	Illinois EPA, Springfield Regional Office

Contacts

Owner

Allied Waste Industries Inc. *
1336 Crystal Lake Road
Jerseyville, Ill. 62052
☎ 618-498-2024

Operator

Allied Waste Industries Inc.
1336 Crystal Lake Road
Jerseyville, Ill. 62052
☎ 618-498-2024

* Headquarters: 15880 N. Greenway Hayden Luke, Suite 1000, Scottsdale, Ariz. 85260 • 602-423-2946
Regional office: 12976 St. Charles Rock Road, Bridgeton, Mo. 63044 • 314-947-5959

Sangamon Valley Landfill

INACTIVE

County	Sangamon
Municipality	Springfield
Location	Rural Route 9, 2565 Sandhill Road
Hours of operation	NA
Wastes accepted	Municipal, nonhazardous special
Tipping fee	NA
Owner	E.S.G. Watts Inc.
Operator	E.S.G. Watts Inc.

♦ Court order issued 2-27-95 prohibits facility from taking waste.

Facility Facts

Identification number	167 822 0037
Design capacity, airspace cu. yds.	NA
Total permitted landfill area, acres	136
Permitted disposal area, acres	95
Highest permitted elevation, feet (msl)	667
Leachate monitoring stations	4
Groundwater monitoring wells	21
Methane collection system	Gas-to-energy
Years remaining, estimated by landfill	38 ♦
Date opened – year expected to close	3-12-81 – 2035 ♦

♦ Facility estimates remaining lifetime based on available capacity at time it ceased taking wastes.

Wastes Received: 1994, 1995, 1996

	TOTAL WASTES ACCEPTED			OUT-OF-STATE WASTES ACCEPTED		
	gate cu. yds.	tons	tons/day	gate cu. yds.	tons	% of total
1994	187,366	56,776	218	0	0	0
1995	195	59	<1	0	0	0
1996	0	0	0	0	0	0

Remaining Capacities: Jan. 1, 1996, and Jan. 1, 1997

1996 certified gate cu. yds. (tons)	11,542,000 (3,498,000) ♦
1997 certified gate cu. yds. (tons)	11,542,000 (3,498,000) ♦

♦ Facility has ceased taking wastes but continues to report capacity.

Audits and Inspections

Solid Waste Mgt. Fees paid in 1996	NA
Last audited by Illinois EPA	NA
Facility inspected by	Sangamon County Department of Public Health

Contacts

Owner

E.S.G. Watts Inc.
8400 77th St. West
Taylor Ridge, Ill. 61284
☎ 309-798-2266

Operator

E.S.G. Watts Inc.
Rural Route 9, 2565 Sandhill Road
Springfield, Ill. 62707
☎ 217-525-4030

Area Disposal Transfer Station

County	Logan
Municipality	Lincoln
Location	835 1575th St.
Hours of operation	Mon. – Fri.: 4 a.m. – 6 p.m.; Sat.: 4 a.m. – 2 p.m.
Wastes accepted	Municipal
Tipping fee	\$10.60 per cubic yard
Owner	Peoria Disposal Co.
Operator	Area Disposal

Facility Facts

Identification number	107 816 0001
Opened, year	1982
Facility inspected by	Illinois EPA, Springfield Regional Office

Wastes Received: 1996

Tons per year	2,000
Tons per day	8

Contacts

Owner

Peoria Disposal Co.
4700 N. Sterling Ave.
Peoria, Ill. 61615
☎ 309-688-0760

Operator

Area Disposal
3 Country Club
Lincoln, Ill. 62656
☎ 217-735-5881
217-732-9869

U Dump It Transfer Station

County	Christian
Municipality	Pana
Location	412 N. Garfield
Hours of operation	Mon. – Fri.: 7 a.m. – 4 p.m.; Sat.: 7:30 a.m. – 3 p.m.
Wastes accepted	Municipal
Tipping fee	\$33 per ton
Owner	Roger Grubb
Operator	Roger Grubb

Facility Facts

Identification number	021 810 0002
Opened, year	1978
Facility inspected by	Christian County Solid Waste Management Department

Wastes Received: 1996

Tons per year	6,264
Tons per day	24

Contacts

Owner
Roger Grubb
Box 362
Pana, Ill. 62557
☎ 217-562-3796

Operator
Roger Grubb
Box 362
Pana, Ill. 62557
☎ 217-562-3796

Waste Mgt. of Illinois Transfer Station

County	Sangamon
Municipality	Springfield
Location	3000 E. Ash St.
Hours of operation	Mon. – Sat.: 5 a.m. – 6 p.m.
Wastes accepted	Municipal, recyclables, landscape waste
Tipping fee	\$35 per ton
Owner	Waste Management of Illinois Inc.
Operator	Waste Management of Illinois-Springfield

Facility Facts

Identification number	167 120 0127
Opened, year	1980
Facility inspected by	Sangamon County Department of Public Health

Wastes Received: 1996

Tons per year	156,600
Tons per day	602

Contacts

Owner

Waste Management of Illinois Inc.
2 Westbrook Corporate Center, Suite 1000
Westchester, Ill. 60154

☎ 708-409-0700

Operator

Waste Management of Illinois Inc.
3000 E. Ash St.
Springfield Ill. 62703

☎ 217-523-5497

Landfills
Transfer Stations
Compost Facilities

Region Six: Metropolitan East St. Louis

1996 vs. 1995

wastes received
- 126,291 cu. yds.
- 2.5%

number of landfills
unchanged

total capacity
- 3,792,000 cu. yds.
- 6.3%

AS OF JAN. 1, 1997, THE REGION'S FIVE LANDFILLS reported a total capacity decline of 6.3 percent. The available capacity of 56.9 million gate cubic yards recorded for that date was 3.8 million gate cubic yards less than the volume reported one year earlier.

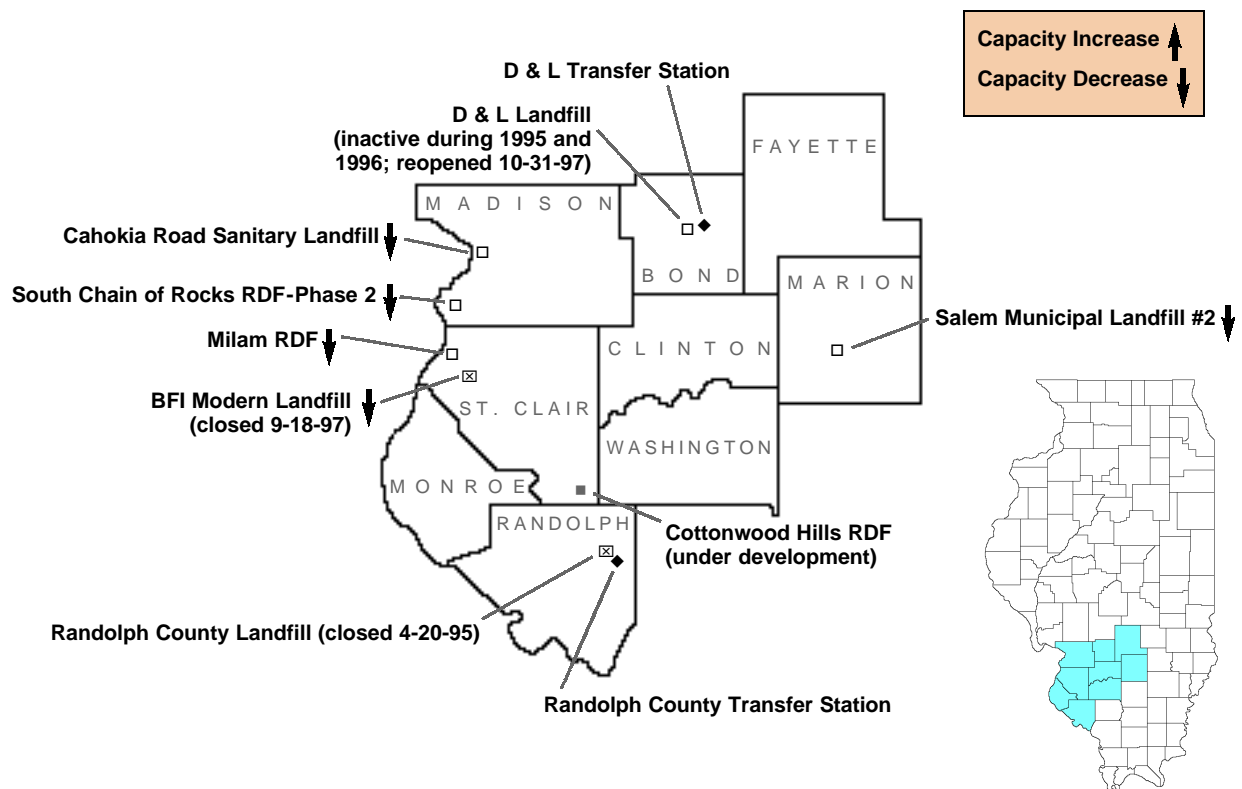
Included in these capacity figures is 9 million gate cubic yards reported by D & L Landfill, in Greenville, a facility that was inactive and did not accept wastes during 1995 and 1996, but nevertheless reported capacity for those years. D & L resumed operations and began accepting wastes again in October 1997.

Sharper focus

Other percentages help bring this snapshot into sharper focus: Region Six, as of Jan. 1, 1997, contributed 13.8 percent of the state's available landfill capacity; and during 1996, these facilities absorbed 10.5 percent of solid wastes landfilled statewide.

The 4.8 million gate cubic yards of wastes landfilled in the region in 1996 were some 126,000 gate cubic yards, or 2.5

Landfills and Transfer Stations: Active, Closed, Under Development



Region Six: Metropolitan East St. Louis

percent, less than the previous year; this percentage nearly matches the statewide decline of 2.1 percent in wastes landfilled during 1996.

New landfill being developed in St. Clair County

The region's capacity is expected to receive an enormous boost in late 1998 or early 1999 when Cottonwood Hills Recycling and Disposal Facility (RDF), near Marissa, begins accepting wastes. The facility occupies a total area of 437 acres and is seeking, initially, a permitted disposal area of 206 acres, and a design airspace capacity is 42 million cubic yards.

Airspace is the bubble that will be filled by wastes, by intermediate cover (soil or alternative materials spread atop the wastes at the end of each working day) and, finally, by the landfill's final clay and topsoil cap.

Cottonwood Hills will be some 3½ times larger than BFI Modern Landfill, in Belleville, which closed in 1997, but only about half the size of the proposed Spoon Ridge Landfill expansion in Region Three.

Having gained a development permit in late 1997, Spoon Ridge recently announced plans to close temporarily, opening the door for Cottonwood Hills to possibly become the state's largest landfill in terms of available capacity.

Half of wastes came from out of state

D & L Landfill and Salem Municipal Landfill #2 were the only facilities in the region that did not accept out-of-state wastes. Other landfills thrived on them. Of total wastes accepted in the Region Six, 2.4 million cubic yards, or 51 percent, originated elsewhere.

Counties	9
Area (square miles)	5,061
Population (est.)	707,000
Landfill life expectancy	
Years remaining	11.8*
Landfills	
Active in 1996	5
Closed in 1995	1
Closed in 1997	1
Reopened in 1997	1
Under Development	1
Transfer Stations	
Active in 1996	2
Compost facilities	
Active in 1996	8

* Total remaining capacity (from table below) divided by total wastes accepted. Tells how long the region may be served by local landfills at current disposal rates, barring capacity adjustments, until capacity is depleted.

Landfills: Wastes Accepted 1996; Remaining Capacities Jan. 1, 1997

	Municipality	County	Wastes		Capacity		Disp. Area Acres	Close Year
			Cu. Yds.	Rank ¹	Cu. Yds.	Rank ²		
CLOSED BFI Modern Landfill ♦	Belleville	St. Clair	477,061	29	547,000	51	105	1997
Cahokia Road San. Landfill ♦	Roxana	Madison	690,714	19	13,933,000	9	72	2017
Cottonwood Hills RDF	Marissa	St. Clair	UNDER DEVELOPMENT		0	NA	206	2028
REOPENED IN 1997 D & L Landfill	Greenville	Bond	0	NA	9,002,000	16	62	2032
Milam RDF ♦	East St. Louis	St. Clair	2,614,527	4	28,322,000	4	176	2008
CLOSED Randolph County LF	Sparta	Randolph	0	NA	0	NA	NA	1995
Salem Municipal Landfill #2	Salem	Marion	7,763	54	9,000	57	22	2008
South Chain of Rocks RDF ♦	Granite City	Madison	1,036,928	11	5,061,000	21	1027	2002
Totals			4,826,993		56,874,000			

♦ Four landfills accepted out-of-state wastes totaling 2,445,184 cubic yards, or 50.7% of the region's total.

¹ Standing among 57 landfills that accepted wastes during 1996. ² Standing among 57 landfills that reported capacity as of Jan. 1, 1997.

Region Six: Metropolitan East St. Louis

Questions and Complaints

Illinois EPA Region Six field office personnel investigate reports of suspected illegal waste disposal, and inspect the region's landfills, transfer stations and compost facilities, except in **Madison and St. Clair counties**, where such activities have been delegated to local authorities.

Questions or complaints concerning pollution-control facilities, open dumping or other incidents should be directed to the office having jurisdiction over the site:

Illinois EPA
 2009 Mall St.
 Collinsville, Ill. 62234
 Phone: 618-346-5120
 Fax: 618-346-5155

Madison County Environmental Dept.
 157 N. Main, Suite 254
 Edwardsville, Ill. 62025
 Phone: 618-692-6200
 Fax: 618-692-8982

St. Clair County Health Department
 19 Public Square, Suite 150
 Belleville, Ill. 62220
 Phone: 618-233-7769
 Fax: 618-233-7713

Fully 66 percent of wastes interred at South Chain of Rocks RDF, Granite City, came from out of state in 1996; at Milam RDF, East St. Louis, it was 63 percent; at Cahokia Road Sanitary Landfill, Roxana, 11 percent; at BFI Modern Landfill, Belleville, 10 percent.

Milam RDF had the distinction of ranking fourth in the state in quantities of wastes disposed during 1996, and fourth in available capacity as of Jan. 1, 1997.

Madison and St. Clair counties conduct inspections

The Illinois EPA has delegated inspection authority to the Madison County Environmental Department and the St. Clair County Health Department.

Delegation agreements authorize these agencies to conduct many of the duties that would otherwise have to be performed by the Illinois EPA field office: investigating suspected violations of land-pollution laws and reports of open dumping, and inspecting landfills, transfer stations and compost facilities permitted through the Agency's Bureau of Land.

(Inspections also include industrial landfills, or monofills, and landfills that closed prior to 1994; these facilities are not included in this report.)

Madison County has two landfills, and St. Clair has three — one active, one that closed in 1997 and one that plans to open in 1998 or 1999. Both counties have three compost facilities each but no transfer stations.

Two transfer stations vied for business

Two transfer stations in Region Six handled more than 87,000 tons of wastes during 1996, an amount equivalent to some 6 percent of the wastes landfilled in the region.

Transfer Stations: Wastes Handled 1996

	Municipality	County	Tons
	D & L	Greenville	66,555
	Randolph County	Sparta	20,880
		Total	87,435

Composting followed familiar pattern

Eight compost facilities processed nearly 56,000 tons of landscape wastes, an amount equal to about 4 percent of all wastes landfilled in Region Six.

Region Six: Metropolitan East St. Louis

Typically, one facility tends to dominate composting activities. In this case, BFI Modern Landfill's site in Belleville composted nearly half the region's landscape wastes.

Compost Facilities: Wastes Accepted 1996

	Municipality	County	Tons
BFI Modern Landfill	Belleville	St. Clair	26,145
Cahokia Road Compost	Edwardsville	Madison	4,402
Centralia Landscape	Centralia	Marion	58
D & L Landfill Inc.	Greenville	Bond	0
Edwardsville Yard Waste	Edwardsville	Madison	NA
Milam RDF	East St. Louis	St. Clair	16,207
Nashville Municipal	Nashville	Washington	349
Red Bud Composting	Red Bud	Randolph	172
Salem Municipal LF #2	Salem	Marion	232
South Chain of Rocks	Granite City	Madison	8,406
	Total		55,971

Recycling rates varied from 1 to 27 percent

The Illinois EPA encourages but does not regulate recycling, and is not obligated to collect and report recycling data; it does, however, as a public service, seek this information from county recycling coordinators.

Recycling rates in Region Six ranged from a low of 1 percent to a high of 27 percent. Nearly half of this data was for 1990 and 1994, resulting in a regional average recycling rate of 22 percent, or one point below 23 percent recorded by Clinton, Madison, Marion, Monroe and St. Clair counties in 1996. ♦

Municipal Wastes Recycled

County	Latest Data	Waste Generated Tons	Waste Recycled	
			Tons	Percent
Bond	1990	6,577	310	5%
Clinton	1996	17,215	2,599	15%
Fayette	1994	19,657	4,158	21%
Madison ¹	1996	199,558	47,956	24%
Marion	1996	41,561	5,282	15%
Monroe	1996	13,672	1,071	8%
Randolph	1990	17,182	536	3%
St. Clair	1996	143,431	38,387	27%
Washington	1990	6,944	60	1%
Totals		465,797	100,359	22%²

¹ Has residential recycling ordinance.

² Regional average

Municipal Waste Management Plans

The Solid Waste Planning and Recycling Act requires all Illinois counties and the city of Chicago to develop, adopt and implement 20-year municipal waste management plans.

Plans include programs and recommendations to achieve solid waste management goals, which typically include waste reduction, recycling, incineration and landfilling as program options.

The law requires each plan to include a program to recycle 15 percent of municipal wastes by the end of the third year of the program and 25 percent of municipal wastes by the end of the fifth year.

Every five years each plan must identify changes in planning areas, evaluate progress in plan implementation and, if necessary, revise plan recommendations and goals. The county also has the option of updating its solid-waste generation rate. The plan is then submitted to the Illinois EPA for review and comment.

Questions concerning these plans and their availability should be directed to the appropriate local administrators listed in Appendix H.

Details concerning Region Six landfills and transfer stations follow on pages R6.6 through R6.15.

BFI Modern Landfill

CLOSED

County	St. Clair
Municipality	Belleville
Location	3521 Centreville Ave. (Route 158 & Mine Haul Road)
Hours of operation	NA
Wastes accepted	Municipal, nonhazardous special
Tipping fee	NA
Owner	BFI Waste Systems of North America Inc. ♦
Operator	BFI Waste Systems of North America Inc.

♦ A subsidiary of Browning-Ferris Industries Inc.

Facility Facts

Identification number	163 010 0022
Design capacity, airspace cu. yds.	12,300,000
Total permitted landfill area, acres	123
Permitted disposal area, acres	105
Highest permitted elevation, feet (msl)	585
Leachate monitoring stations	4
Groundwater monitoring wells	19
Methane collection system	Flares
Years remaining	NA
Date opened – date closed	6-30-77 – 9-18-97

Wastes Received: 1994, 1995, 1996

	TOTAL WASTES ACCEPTED			OUT-OF-STATE WASTES ACCEPTED		
	gate cu. yds.	tons	tons/day	gate cu. yds.	tons	% of total
1994	663,081	200,934	773	5,019	1,521	<1
1995	560,586	169,875	653	35,237	10,678	6
1996	477,061	144,564	556	39,689 ♦	12,027	10

♦ State of origin: Missouri

Remaining Capacities: Jan. 1, 1996, and Jan. 1, 1997

1996 certified gate cu. yds. (tons)	1,048,000 (318,000)
1997 certified gate cu. yds. (tons)	547,000 (166,000)

Audits and Inspections

Solid Waste Mgt. Fees paid in 1996	\$125,511
Last audited by Illinois EPA	4-29-97
Facility inspected by	St. Clair County Health Department

Contacts

Owner

BFI Waste Systems of North America Inc. ♦
 3521 Centreville Ave.
 Belleville, Ill. 62223
 ☎ 618-235-9625

Operator

BFI Waste Systems of North America Inc.
 3521 Centreville Ave.
 Belleville, Ill. 62223
 ☎ 618-235-9625

♦ A subsidiary of Browning-Ferris Industries Inc., 757 N. Eldridge, Houston, Texas 77079 • 281-870-8100

Cahokia Road Sanitary Landfill

County	Madison
Municipality	Roxana
Location	4600 Cahokia Road
Hours of operation	Mon. – Fri.: 5 a.m. – 4 p.m.; Sat. 7 a.m. – noon
Wastes accepted	Municipal, nonhazardous special
Tipping fee	\$22.50 per ton
Owner	Allied Waste Industries Inc.
Operator	Allied Waste Industries Inc.

Facility Facts

Identification number	119 090 0002
Design capacity, airspace cu. yds.	NA
Total permitted landfill area, acres	104
Permitted disposal area, acres	72
Highest permitted elevation, feet (msl)	592
Leachate monitoring stations	1
Groundwater monitoring wells	14
Methane collection system	Flares
Years remaining, estimated by landfill	20
Year opened – year expected to close	1975 – 2017

Wastes Received: 1994, 1995, 1996

	TOTAL WASTES ACCEPTED			OUT-OF-STATE WASTES ACCEPTED		
	gate cu. yds.	tons	tons/day	gate cu. yds.	tons	% of total
1994	494,398	149,818	576	3,166	959	<1
1995	400,298	121,302	467	675	205	<1
1996	690,714	209,307	805	72,569 ♦	21,991	11

♦ State of origin: Missouri

Remaining Capacities: Jan. 1, 1996, and Jan. 1, 1997

1996 certified gate cu. yds. (tons)	14,968,000 (4,536,000)
1997 certified gate cu. yds. (tons)	13,933,000 (4,222,000)

Audits and Inspections

Solid Waste Mgt. Fees paid in 1996	\$143,560
Last audited by Illinois EPA	6-18-96
Facility inspected by	Madison County Environmental Department

Contacts

Owner

Allied Waste Industries Inc. ♦
 4600 Cahokia Road
 Roxana, Ill. 62084
 ☎ 618-656-6912

Operator

Allied Waste Industries Inc.
 4600 Cahokia Road
 Roxana, Ill. 62084
 ☎ 618-656-6912

♦ Headquarters: 15880 N. Greenway Hayden Luke, Suite 1000, Scottsdale, Ariz. 85260 • 602-423-2946
 Regional office: 12976 St. Charles Rock Road, Bridgeton, Mo. 63044 • 314-947-5959

Cottonwood Hills Recycling and Disposal Facility

County	St. Clair
Municipality	Marissa
Location	1 mile northwest of Marissa
Hours of operation	Mon. – Fri.: 6 a.m. – 5 p.m.; Sat.: 7 a.m. – noon
Wastes accepted	Municipal, nonhazardous special
Tipping fee	NA
Owner	Waste Management of Illinois Inc.; Village of Marissa
Operator	Waste Management of Illinois Inc.

Facility Facts

Identification number	163 075 5017
Design capacity, airspace cu. yds.	42,000,000
Total permitted landfill area, acres	437 [♦]
Permitted disposal area, acres	206
Highest permitted elevation, feet (msl)	575
Leachate monitoring stations	10
Groundwater monitoring wells	10
Methane collection system	67 extraction wells
Years remaining, estimated by landfill	30
Year expected to open – close	1998 – 2028

UNDER DEVELOPMENT

[♦] Seeking Agency permit at press time.

Wastes Received: 1994, 1995, 1996

	TOTAL WASTES ACCEPTED			OUT-OF-STATE WASTES ACCEPTED		
	gate cu. yds.	tons	tons/day	gate cu. yds.	tons	% of total
1994	0	0	0	0	0	0
1995	0	0	0	0	0	0
1996	0	0	0	0	0	0

Remaining Capacities: Jan. 1, 1996, and Jan. 1, 1997

1996 certified gate cu. yds. (tons)	0
1997 certified gate cu. yds. (tons)	0

Audits and Inspections

Solid Waste Mgt. Fees paid in 1996	NA
Last audited by Illinois EPA	NA
Facility inspected by	St. Clair County Health Department

Contacts

Co-Owner

Village of Marissa
212 N. Main St.
Marissa, Ill. 62257
☎ 618-295-9372

Co-Owner and Operator

Waste Management of Illinois Inc.
2 Westbrook Corporate Center, Suite 1000
Westchester, Ill. 60154
☎ 708-409-0700

D & L Landfill

County	Bond
Municipality	Greenville
Location	900 Willard St.
Hours of operation	Mon. – Fri.: 7 a.m. – 4 p.m.
Wastes accepted	Municipal, nonhazardous special
Tipping fee	\$18 per ton
Owner	D & L Landfill Inc.
Operator	D & L Landfill Inc.

Facility Facts

Identification number	005 005 0001
Design capacity, airspace cu. yds.	NA
Total permitted landfill area, acres	100 ♦
Permitted disposal area, acres	62
Highest permitted elevation, feet (msl)	600
Leachate monitoring stations	1
Groundwater monitoring wells	26
Methane collection system	None
Years remaining, estimated by landfill	35
Year opened – year expected to close	1974 – 2032

INACTIVE 1995-1996 ♦♦

♦ Development permit issued 2-7-95. ♦♦ Facility reopened 10-31-97.

Wastes Received: 1994, 1995, 1996

	TOTAL WASTES ACCEPTED			OUT-OF-STATE WASTES ACCEPTED		
	gate cu. yds.	tons	tons/day	gate cu. yds.	tons	% of total
1994	100,216	30,368	117	0	0	0
1995	0	0	0	0	0	0
1996	0	0	0	0	0	0

Remaining Capacities: Jan. 1, 1996, and Jan. 1, 1997

1996 certified gate cu. yds. (tons)	9,002,000 (2,728,000)
1997 certified gate cu. yds. (tons)	9,002,000 (2,728,000)

Audits and Inspections

Solid Waste Mgt. Fees paid in 1996	NA
Last audited by Illinois EPA	NA
Facility inspected by	Illinois EPA, Collinsville Regional Office

Contacts

Owner

D & L Landfill Inc.
Rural Route 3, Box 58
Greenville, Ill. 62246
☎ 618-664-2587

Operator

D & L Landfill Inc.
Rural Route 3, Box 58
Greenville, Ill. 62246
☎ 618-664-2587

Milam Recycling and Disposal Facility

County	St. Clair
Municipality	East St. Louis
Location	601 Madison Road
Hours of operation	Mon. – Fri.: 4 a.m. – 4 p.m.; Sat.: 5 a.m. – 2 p.m.
Wastes accepted	Municipal, nonhazardous special
Tipping fee	\$30.33 per ton
Owner	Waste Management of Illinois Inc.
Operator	Waste Management of Illinois Inc.

Facility Facts

Identification number	163 045 0001
Design capacity, airspace cu. yds.	15,163,000
Total permitted landfill area, acres	208
Permitted disposal area, acres	176
Highest permitted elevation, feet (msl)	567
Leachate monitoring stations	1
Groundwater monitoring wells	26
Methane collection system	Gas-to-energy
Years remaining, estimated by landfill	11
Year opened – year expected to close	1974 – 2008

Wastes Received: 1994, 1995, 1996

	TOTAL WASTES ACCEPTED			OUT-OF-STATE WASTES ACCEPTED		
	gate cu. yds.	tons	tons/day	gate cu. yds.	tons	% of total
1994	2,587,968	784,233	3,016	1,588,037	481,233	61
1995	3,022,403	915,880	3,523	1,877,001	568,788	62
1996	2,614,527	792,281	3,047	1,649,533 ♦	499,859	63

♦ State of origin: Missouri

Remaining Capacities: Jan. 1, 1996, and Jan. 1, 1997

1996 certified gate cu. yds. (tons)	29,703,000 (9,001,000)
1997 certified gate cu. yds. (tons)	28,322,000 (8,582,000)

Audits and Inspections

Solid Waste Mgt. Fees paid in 1996	\$563,813
Last audited by Illinois EPA	11-4-97
Facility inspected by	St. Clair County Health Department

Contacts

Owner

Waste Management of Illinois Inc.
2 Westbrook Corporate Center, Suite 1000
Westchester, Ill. 60154
☎ 708-409-0700

Operator

Waste Management of Illinois Inc.
601 Madison Road
East St. Louis, Ill. 62201
☎ 618-271-6788

Randolph County Landfill

CLOSED

County	Randolph
Municipality	Sparta
Location	Landfill Road
Hours of operation	NA
Wastes accepted	Municipal, nonhazardous special
Tipping fee	NA
Owner	Randolph County Landfill Inc.
Operator	Randolph County Landfill Inc.

Facility Facts

Identification number	157 060 0001
Design capacity, airspace cu. yds.	NA
Total permitted landfill area, acres	NA
Permitted disposal area, acres	NA
Highest permitted elevation, feet (msl)	NA
Leachate monitoring stations	NA
Groundwater monitoring wells	7
Methane collection system	None
Years remaining	NA
Date opened – date closed	1974 – 4-20-95

Wastes Received: 1994, 1995, 1996

	TOTAL WASTES ACCEPTED			OUT-OF-STATE WASTES ACCEPTED		
	gate cu. yds.	tons	tons/day	gate cu. yds.	tons	% of total
1994	87,700	26,576	102	1,640	497	2
1995	0	0	0	0	0	0
1996	0	0	0	0	0	0

Remaining Capacities: Jan. 1, 1996, and Jan. 1, 1997

1996 certified gate cu. yds. (tons)	0
1997 certified gate cu. yds. (tons)	0

Audits and Inspections

Solid Waste Mgt. Fees paid in 1996	NA
Last audited by Illinois EPA	NA
Facility inspected by	Illinois EPA, Collinsville Regional Office

Contacts

Owner

Randolph County Landfill Inc.
102 Patricia Lane
Sparta, Ill. 62286
☎ 618-443-2355

Operator

Randolph County Landfill Inc.
Landfill Road
Sparta, Ill. 62286
☎ 618-443-5696

Salem Municipal Landfill #2

County	Marion
Municipality	Salem
Location	East Lake Street
Hours of operation	Mon. – Fri.: 8 a.m. – 3 p.m.
Wastes accepted	Municipal
Tipping fee	\$7.50 per cubic yard
Owner	City of Salem
Operator	City of Salem

Facility Facts

Identification number	121 813 0007
Design capacity, airspace cu. yds.	457,000
Total permitted landfill area, acres	49
Permitted disposal area, acres	22
Highest permitted elevation, feet (msl)	574
Leachate monitoring stations	NA
Groundwater monitoring wells	12
Methane collection system	None
Years remaining, estimated by landfill	11 [♦]
Year opened – year expected to close	1977 – 2008 [♦]

[♦] Lateral and vertical expansion approved 6-2-97 added 404,000 in-place cu. yds. and 10 years to landfill lifetime.

Wastes Received: 1994, 1995, 1996

	TOTAL WASTES ACCEPTED			OUT-OF-STATE WASTES ACCEPTED		
	gate cu. yds.	tons	tons/day	gate cu. yds.	tons	% of total
1994	50,004	15,153	58	0	0	0
1995	24,184	7,329	28	0	0	0
1996	7,763	2,352	9	0	0	0

Remaining Capacities: Jan. 1, 1996, and Jan. 1, 1997

1996 certified gate cu. yds. (tons)	13,000 (4,000)
1997 certified gate cu. yds. (tons)	9,000 (3,000)

Audits and Inspections

Solid Waste Mgt. Fees paid in 1996	\$988
Last audited by Illinois EPA	4-23-96
Facility inspected by	Illinois EPA, Collinsville Regional Office

Contacts

Owner
 City of Salem
 101 S. Broadway
 Salem, Ill. 62881
 ☎ 618-548-2222

Operator
 City of Salem
 East Lake Street
 Salem, Ill. 62881
 ☎ 618-548-2222

South Chain of Rocks RDF-Phase 2

County	Madison
Municipality	Granite City
Location	3399 W. Chain of Rocks Road
Hours of operation	Mon. – Fri.: 5 a.m. – 3 p.m.
Wastes accepted	Municipal, nonhazardous special
Tipping fee	\$30.33 per ton
Owner	Waste Management of Illinois Inc.
Operator	Waste Management of Illinois Inc.

Facility Facts

Identification number	119 801 0002
Design capacity, airspace cu. yds.	6,200,000
Total permitted landfill area, acres	102
Permitted disposal area, acres	102
Highest permitted elevation, feet (msl)	482
Leachate monitoring stations	2
Groundwater monitoring wells	16
Methane collection system	None
Years remaining, estimated by landfill	5
Year opened – year expected to close	1978 – 2002

Wastes Received: 1994, 1995, 1996

	TOTAL WASTES ACCEPTED			OUT-OF-STATE WASTES ACCEPTED		
	gate cu. yds.	tons	tons/day	gate cu. yds.	tons	% of total
1994	1,136,726	344,462	1,325	920,285	278,874	81
1995	945,813	286,610	1,102	633,206	191,881	67
1996	1,036,928	314,221	1,209	683,393 ♦	207,089	66

♦ States of origin: Iowa, Indiana, Missouri

Remaining Capacities: Jan. 1, 1996, and Jan. 1, 1997

1996 certified gate cu. yds. (tons)	5,738,000 (1,739,000)
1997 certified gate cu. yds. (tons)	5,061,000 (1,534,000)

Audits and Inspections

Solid Waste Mgt. Fees paid in 1996	\$236,691
Last audited by Illinois EPA	2-21-96
Facility inspected by	Madison County Environmental Department

Contacts

Owner

Waste Management of Illinois Inc.
2 Westbrook Corporate Center, Suite 1000
Westchester, Ill. 60154
☎ 708-409-0700

Operator

Waste Management of Illinois Inc.
3399 W. Chain of Rocks Road
Granite City, Ill. 62040
☎ 618-797-0405

D & L Transfer Station

County	Bond
Municipality	Greenville
Location	900 Willard St.
Hours of operation	Mon. – Sat.: 5 a.m. – 8 p.m.
Wastes accepted	Municipal
Tipping fee	\$50 per ton
Owner	D & L Landfill Inc.
Operator	D & L Landfill Inc.

Facility Facts

Identification number	005 005 0001
Opened, year	1994
Facility inspected by	Illinois EPA, Collinsville Regional Office

Wastes Received: 1996

Tons per year	66,555
Tons per day (average)	256

Contacts

Owner

D & L Disposal LLC ♦
900 Willard St., Box 405
Greenville, Ill. 62246
☎ 618-664-2819

Operator

D & L Disposal LLC ♦
900 Willard St., Box 405
Greenville, Ill. 62246
☎ 618-664-2819

♦ Although located at D & L Landfill, D & L Disposal LLC is unrelated to D & L Landfill Inc.

Randolph County Transfer Station

County	Randolph
Municipality	Sparta
Location	8384 Valley Steel Road
Hours of operation	Mon. – Fri.: 7 a.m. – 4 p.m.; Sat.: 7 a.m. – noon
Wastes accepted	Municipal, recyclables
Tipping fee	\$28.50 per ton
Owner	Continental Waste Industries of Illinois ♦
Operator	Republic Industries Inc.

♦ A subsidiary of Republic Industries Inc.

Facility Facts

Identification number	157 060 0020
Opened, year	1994
Facility inspected by	Illinois EPA, Collinsville Regional Office

Wastes Received: 1996

Tons per year	20,880
Tons per day	80

Contacts

Owner

Continental Waste Industries of Illinois ♦
1540 Landfill Road, Rural Route 1, Box 750
DeSoto, Ill. 62924

☎ 618-867-2356

Operator

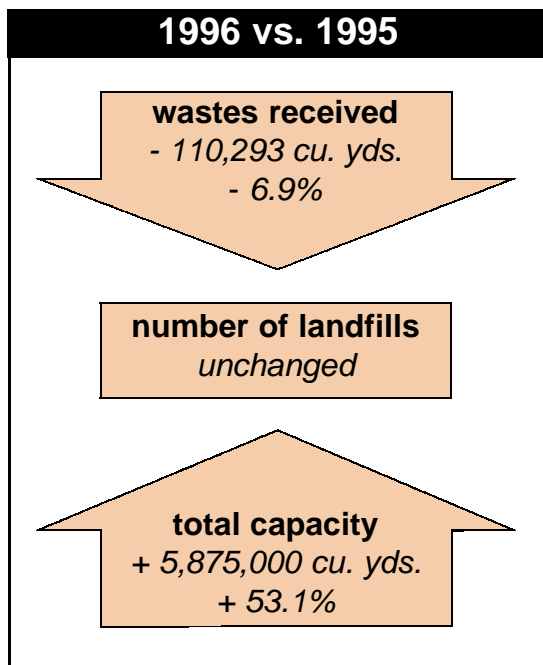
Randolph County Transfer Station
8384 Valley Steel Road
Sparta, Ill. 62286

☎ 618-433-2030

♦ A subsidiary of Republic Industries Inc., 450 E. Las Olas Blvd., Fort Lauderdale, Fla. 33301 • 954-713-5200

**Landfills
Transfer Stations
Compost Facilities**

Region Seven: Southern Illinois



REGION SEVEN'S THREE ACTIVE LANDFILLS ACCEPTED 1.5 million gate cubic yards of wastes during 1996. This volume was 6.9 percent, or 110,293 gate cubic yards, less than 1995's total.

In terms of municipal wastes landfilled statewide, Region Seven received the least: 3.2 percent of 1996's total volume. Region Two (Chicago Metropolitan) took in the most: 49.4 percent.

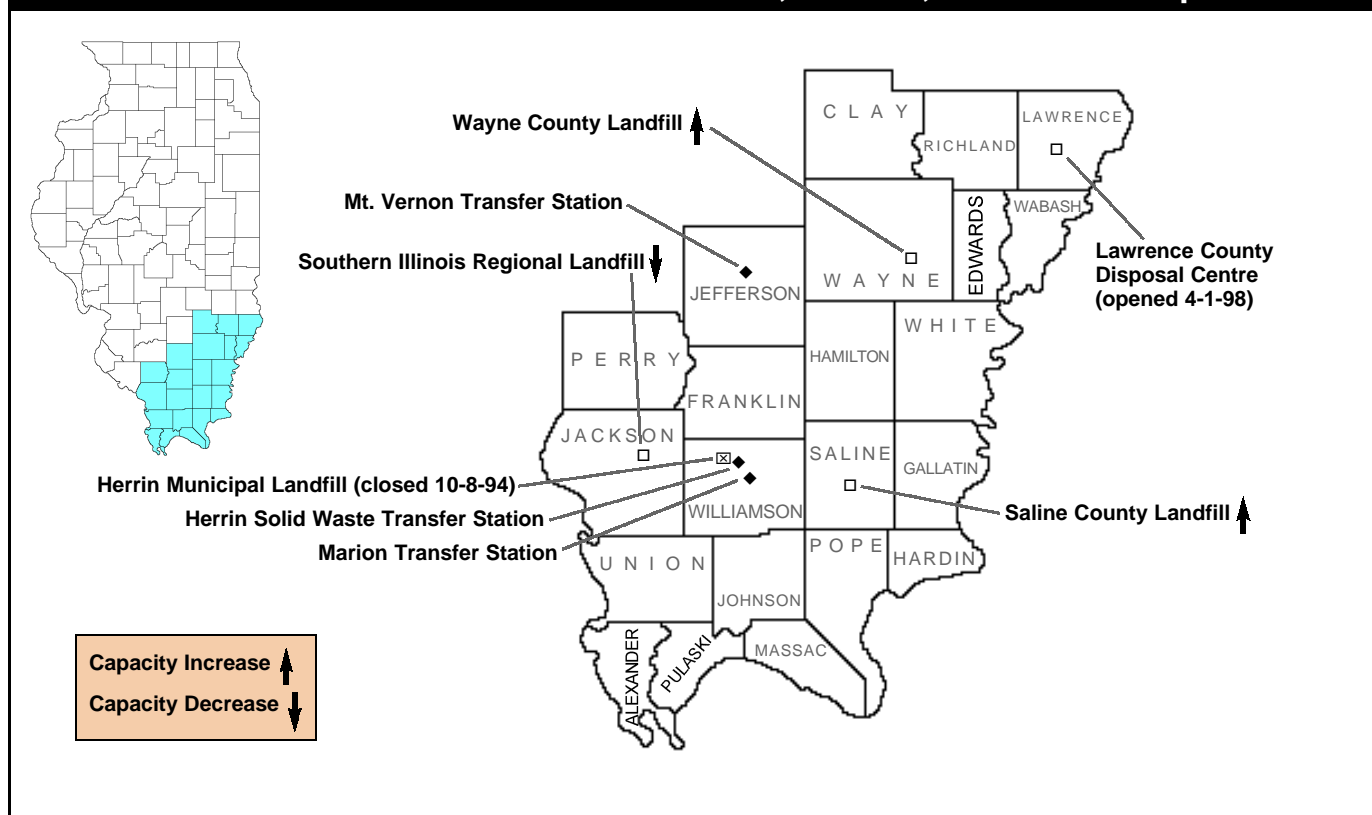
One landfill's appetite for out-of-state wastes

Southern Illinois Regional Landfill, near DeSoto, ranked 14th in wastes received in 1996, and accounted for nearly 61 percent of the wastes landfilled in the region during the year.

Of the more than 845,000 gate cubic yards of wastes received by Southern Illinois Regional in 1996, some 541,000 gate cubic yards, or 64 percent, came from Kentucky and Missouri.

Saline County Landfill, Harrisburg, and Wayne County Landfill, Fairfield, each accepted less than 1 percent of out-of-state wastes in 1996, which reduced the regional percentage of such wastes to 36.5 percent, considerably

Landfills and Transfer Stations: Active, Closed, Under Development



Region Seven: Southern Illinois

less than Region Six (Metropolitan East St. Louis), where out-of-state wastes comprised 50.7 percent of total wastes landfilled.

Capacity rose 53 percent

As of Jan. 1, 1997, the region's landfills reported a total capacity of 16.9 million gate cubic yards, for a 53 percent increase in regional capacity, some 5.9 million gate cubic yards more than what was reported on Jan. 1, 1996.

Most of this increase — 5.7 million cubic yards — came from expansions at Wayne County Landfill. Saline County Landfill, which had zeroed-out the previous year, contributed 1.3 million cubic yards of new capacity. Southern Illinois Regional lost 1.1 million cubic yards.

New landfill opens in Lawrence County

Lawrence County Disposal Centre, in Bridgeport, opened its gates on April 2, 1998. The facility expects to operate for at least 20 years. The new landfill has an initial design capacity of 5.7 million airspace cubic yards, which is 1.1 million cubic yards less than Southern Illinois Regional Landfill's design capacity.

Airspace means the area occupied by all wastes placed in the landfill, all daily cover (six inches of soil or other authorized materials spread atop wastes at the end of the day to control odors and vermin), and the earthen cap sealing the landfill at the end of its operating life.

No near-term landfill closings

No landfills are expected to close in Region Seven by the end of 2000. In early 1997, Southern Illinois Regional Landfill's wastes-disposed/available-capacity report indicated it may close in 2005; however, the facility has since begun building a new area that could extend the landfill's life by 10 years.

Counties	22
Area (square miles)	8,421
Population (est.)	438,000
Landfill life expectancy	
Years remaining	11.4*
Landfills	
Active in 1996	3
Closed in 1994	1
Opened in 1998	1
Transfer Stations	
Active in 1996	3
Compost facilities	
Active in 1996	2

* Total remaining capacity (from table below) divided by total wastes accepted. Tells how long the region may be served by local landfills at current disposal rates, barring capacity adjustments, until capacity is depleted.

Landfills: Wastes Accepted 1996; Remaining Capacities Jan. 1, 1997

	Municipality	County	Wastes		Capacity		Disp. Area	Close Year	
			Cu. Yds.	Rank ¹	Cu. Yds.	Rank ²			
[CLOSED]	Herrin Municipal LF	Herrin	Williamson	0	NA	0	NA	40	1994
	Lawrence County Disposal	Bridgeport	Lawrence	[NEW — OPENED 4-2-98]		0	NA	42	2018
	Saline County Landfill *	Harrisburg	Saline	292,216	39	1,348,000	44	21	2002
	Southern Illinois Regional LF *	DeSoto	Jackson	845,462	14	6,588,000	18	113	2005
	Wayne County Landfill *	Fairfield	Wayne	348,345	33	9,004,000	15	83	2021
	Totals			1,486,023		16,940,000			

* Three landfills accepted out-of-state wastes totaling 542,307 cubic yards, or 36.5% of the region's total.

¹ Standing among 57 landfills that accepted wastes during 1996. ² Standing among 57 landfills that reported capacity as of Jan. 1, 1997.

Region Seven: Southern Illinois

Questions and Complaints

Illinois EPA Region Seven field office personnel investigate reports of suspected illegal waste disposal, and inspect the region's landfills, transfer stations and compost facilities, except in **Jackson, Perry and Wayne counties**, where such activities have been delegated to local authorities.

Questions or complaints concerning pollution-control facilities, open dumping or other incidents should be directed to the office having jurisdiction over the site:

Illinois EPA
 2309 W. Main St.
 Marion, Ill. 62959
 Phone: 618-993-7200
 Fax: 618-997-1281

Jackson County Health Department
 Box 307
 Murphysboro, Ill. 62966
 Phone: 618-684-3141, Ext. 130
 Fax: 618-687-1255

Perry County Health Department
 907 S. Main St.
 Pickneyville, Ill. 62274
 Phone: 618-357-5371, Ext. 124
 Fax: 618-357-3190

Wayne County Health Department
 Box 445
 Fairfield, Ill. 62837
 Phone: 618-842-5166
 Fax: 618-842-3305

Saline County Landfill had estimated only five years of life remaining. In 1997, though, the facility received local siting approval for a 4.6-million cubic-yard expansion, which could add 21 years of service life.

Three counties inspect facilities; investigate dumping

The Illinois EPA has delegated inspection authority to health departments in Jackson, Perry and Wayne counties.

Delegation agreements authorize these agencies to conduct many of the duties that would otherwise have to be performed by the Illinois EPA field office: investigating suspected violations of land-pollution laws and reports of open dumping, and inspecting landfills, transfer stations and compost facilities permitted through the Agency's Bureau of Land. (Inspections also include industrial landfills, or monofills, and landfills that closed prior to 1994; these facilities are not included in this report.)

Transfer stations move nearly one-fifth of wastes. . .

Even though transfer stations number only three, they nevertheless play an important role in such a large region having so few landfills. During 1996, these three facilities handled nearly 81,000 tons of municipal wastes, an amount equal to about 18 percent of wastes landfilled in Region Seven that year.

Transfer Stations: Wastes Handled 1996

	Municipality	County	Tons
Herrin Solid Waste	Herrin	Williamson	54,810
Marion Transfer Station	Marion	Williamson	5,220
Mt. Vernon Transfer Stn.	Mt. Vernon	Jefferson	20,880
		Total	80,910

. . . but compost facilities are drying up

Two of the region's compost facilities reported handling about 1,500 tons of landscape waste, which translates to less than 1 percent of municipal wastes that entered Region Seven's landfills in 1996.

Compost Facilities: Wastes Accepted 1996

	Municipality	County	Tons
A & M Composting	Norris City	White	closed
Gordon & Price Inc.	Marion	Williamson	closed
Mount Carmel	Mount Carmel	Wabash	610
New Earth	Carterville	Williamson	926
		Total	1,536

Region Seven: Southern Illinois

Average recycling rate is 9 percent

The Agency does not regulate recycling nor does it possess any mechanism to compel county recycling coordinators to respond to Agency surveys seeking current recycling rates, or otherwise attest to the viability of local recycling programs.

Recycling rates in Southern Illinois were the lowest of all seven regions. Rates ranged from less than 1 percent to a high of 23 percent, yielding a multiyear average of 9 percent. Recycling rates in all other regions were in the 20-percent range, with the highest of these being 28 percent and the lowest 21 percent.

Nine counties offered 1994 data; five counties gave 1995 data; seven counties — Edwards, Franklin, Gallatin, Jackson, Lawrence, Saline and White — reported 1996 data; one county failed to respond. The average recycling rate for counties reporting 1996 data was less than a percentage point above the region's multiyear average. ♦

Municipal Wastes Recycled

County	Latest Data	Waste Generated Tons	Waste Recycled	
			Tons	Percent
Alexander	1994	10,585	463	4%
Clay	1994	12,778	2,989	23%
Edwards	1996	6,230	1,242	20%
Franklin	1996	40,598	1,690	5%
Gallatin	1996	7,782	1,673	5%
Hamilton	1996	7,297	NA	NA
Hardin	1994	5,435	226	4%
Jackson ¹	1996	61,383	6,281	10%
Jefferson	1995	41,465	3,380	8%
Johnson	1994	13,517	484	4%
Lawrence	1996	9,036	32	<1%
Massac	1994	16,164	642	4%
Perry	1995	16,430	1,847	11%
Pope	1994	6,826	191	4%
Pulaski	1994	7,535	328	4%
Richland	1995	14,111	850	6%
Saline	1996	30,444	2,877	9%
Union	1994	19,046	766	4%
Wabash	1995	14,518	2,955	20%
Wayne	1994	8,024	260	3%
White	1996	18,256	2,748	15%
Williamson	1995	47,595	4,465	9%
Totals		415,055	36,389	9%²

¹ Has commercial and residential recycling ordinances.

² Regional average

Municipal Waste Management Plans

The Solid Waste Planning and Recycling Act requires all Illinois counties and the city of Chicago to develop, adopt and implement 20-year municipal waste management plans.

Plans include programs and recommendations to achieve solid waste management goals, which typically include waste reduction, recycling, incineration and landfilling as program options.

The law requires each plan to include a program to recycle 15 percent of municipal wastes by the end of the third year of the program and 25 percent of municipal wastes by the end of the fifth year.

Every five years each plan must identify changes in planning areas, evaluate progress in plan implementation and, if necessary, revise plan recommendations and goals. The county also has the option of updating its solid-waste generation rate. The plan is then submitted to the Illinois EPA for review and comment.

Questions concerning these plans and their availability should be directed to the appropriate local administrators listed in Appendix H.

Details concerning Region Seven landfills and transfer stations follow on pages R7.6 through R7.13.

Herrin Municipal Landfill



County	Williamson
Municipality	Herrin
Location	Rural Route 1, Landfill Road
Hours of operation	NA
Wastes accepted	Municipal
Tipping fee	NA
Owner	City of Herrin
Operator	City of Herrin

Facility Facts

Identification number	199 858 0001
Design capacity, airspace cu. yds.	NA
Total permitted landfill area, acres	70
Permitted disposal area, acres	40
Highest permitted elevation, feet (msl)	NA
Leachate monitoring stations	NA
Groundwater monitoring wells	19
Methane collection system	None
Years remaining	NA
Year permitted – date closed	1982 – 10-8-94

Wastes Received: 1994, 1995, 1996

	TOTAL WASTES ACCEPTED			OUT-OF-STATE WASTES ACCEPTED		
	gate cu. yds.	tons	tons/day	gate cu. yds.	tons	% of total
1994	157,405	47,698	183	0	0	0
1995	0	0	0	0	0	0
1996	0	0	0	0	0	0

Remaining Capacities: Jan. 1, 1996, and Jan. 1, 1997

1996 certified gate cu. yds. (tons)	0
1997 certified gate cu. yds. (tons)	0

Audits and Inspections

Solid Waste Mgt. Fees paid in 1996	NA
Last audited by Illinois EPA	NA
Facility inspected by	Illinois EPA, Marion Regional Office ♦

♦ Inspected by Williamson County Solid Waste Department until May 1996.

Contacts

Owner

City of Herrin
300 N. Park Ave.
Herrin, Ill. 62948
☎ 618-942-6166

Operator

City of Herrin
300 N. Park Ave.
Herrin, Ill. 62948
☎ 618-942-6166

Lawrence County Disposal Centre



County	Lawrence
Municipality	Bridgeport
Location	Illinois Route 250
Hours of operation	NA
Wastes accepted	Municipal, nonhazardous special
Tipping fee	NA
Owner	Lawrence County Disposal Centre Inc.
Operator	S & S Grading of Illinois Inc. ♦

♦ A subsidiary of Eastern Environmental Services Inc.

Facility Facts

Identification number	101 010 0002
Design capacity, airspace cu. yds.	5,700,000
Total permitted landfill area, acres	75
Permitted disposal area, acres	42
Highest permitted elevation, feet (msl)	620
Leachate monitoring stations	1
Groundwater monitoring wells	23
Methane collection system	None
Years remaining, estimated by landfill	20
Date opened – year expected to close	4-2-98 – 2018

Wastes Received: 1994, 1995, 1996

	TOTAL WASTES ACCEPTED			OUT-OF-STATE WASTES ACCEPTED		
	gate cu. yds.	tons	tons/day	gate cu. yds.	tons	% of total
1994	0	0	0	0	0	0
1995	0	0	0	0	0	0
1996	0	0	0	0	0	0

Remaining Capacities: Jan. 1, 1996, and Jan. 1, 1997

1996 certified gate cu. yds. (tons)	0
1997 certified gate cu. yds. (tons)	0

Audits and Inspections

Solid Waste Mgt. Fees paid in 1996	NA
Last audited by Illinois EPA	NA
Facility inspected by	Illinois EPA, Marion Regional Office

Contacts

Owner	Operator
Lawrence County Disposal Centre Inc. Rural Route 3, Box 892 Sumner, Ill. 62466 ☎ 888-936-9400	S & S Grading of Illinois Inc. ♦ Rural Route 3, Box 892 Sumner, Ill. 62466 ☎ 888-936-9400

♦ A subsidiary of Eastern Environmental Services Inc., 110 Lee St. West, Charleston, W. Va. 25302 • 304-345-6911

Saline County Landfill

County	Saline
Municipality	Harrisburg
Location	Whitesville Road
Hours of operation	Mon. – Fri.: 7 a.m. – 4 p.m., Sat.: 8 a.m. – 11 a.m.
Wastes accepted	Municipal, nonhazardous special
Tipping fee	\$32.02 per ton
Owner	Saline County Landfill Inc. ♦
Operator	Saline County Landfill Inc.

♦ A subsidiary of USA Waste Services Inc.

Facility Facts

Identification number	165 808 0001
Design capacity, airspace cu. yds.	946,000
Total permitted landfill area, acres	30
Permitted disposal area, acres	21
Highest permitted elevation, feet (msl)	478
Leachate monitoring stations	7
Groundwater monitoring wells	35
Methane collection system	None
Years remaining, estimated by landfill	5 ♦
Date opened – year expected to close	9-16-83 – 2002

♦ Local siting granted in 1997 for a 4.6-million-cubic-yard expansion that could extend landfill life by 21 years.

Wastes Received: 1994, 1995, 1996

	TOTAL WASTES ACCEPTED			OUT-OF-STATE WASTES ACCEPTED		
	gate cu. yds.	tons	tons/day	gate cu. yds.	tons	% of total
1994	114,258	34,624	133	521	158	<1
1995	204,860	62,079	239	504	153	<1
1996	292,216	88,550	341	292 ♦	89	<1

♦ States of origin: Indiana, Kansas, Kentucky, Missouri, Tennessee

Remaining Capacities: Jan. 1, 1996, and Jan. 1, 1997

1996 certified gate cu. yds. (tons)	0
1997 certified gate cu. yds. (tons)	1,348,000 (408,000)

Audits and Inspections

Solid Waste Mgt. Fees paid in 1996	\$115,820
Last audited by Illinois EPA	9-1-95
Facility inspected by	Illinois EPA, Marion Regional Office

Contacts

Owner

Saline County Landfill Inc. ♦
1400 S. Main St.
Harrisburg, Ill. 62946
☎ 618-252-4835

Operator

Saline County Landfill Inc.
1400 S. Main St.
Harrisburg, Ill. 62946
☎ 618-252-0237

♦ A subsidiary of USA Waste Services Inc., 1001 Fannin, Suite 4000, Houston, Texas 77002 • 713-512-6200

Southern Illinois Regional Landfill

County	Jackson
Municipality	DeSoto
Location	1540 Landfill Road
Hours of operation	Mon. – Fri.: 6:30 a.m. – 4 p.m., Sat.: 6:30 a.m. – noon
Wastes accepted	Municipal, nonhazardous special
Tipping fee	\$7.50 per cubic yard
Owner	Republic Industries Inc.
Operator	Southern Illinois Regional Landfill Inc. ♦

♦ A subsidiary of Republic Industries Inc.

Facility Facts

Identification number	077 020 0002
Design capacity, airspace cu. yds.	6,800,000 ♦
Total permitted landfill area, acres	147
Permitted disposal area, acres	113.4
Highest permitted elevation, feet (msl)	525
Leachate monitoring stations	6
Groundwater monitoring wells	51
Methane collection system	Gas-to-energy (planned)
Years remaining, estimated by landfill	8
Date opened – year expected to close	12-31-75 – 2005

♦ Includes 4.4-million-cubic-yard area under construction, which is expected to extend landfill life by 10 years.

Wastes Received: 1994, 1995, 1996

	TOTAL WASTES ACCEPTED			OUT-OF-STATE WASTES ACCEPTED		
	gate cu. yds.	tons	tons/day	gate cu. yds.	tons	% of total
1994	619,462	187,716	722	139,097	42,151	22
1995	1,005,028	304,554	1,171	382,373	115,871	38
1996	845,462	256,201	985	541,319 ♦	164,036	64

♦ States of origin: Kentucky and Missouri

Remaining Capacities: Jan. 1, 1996, and Jan. 1, 1997

1996 certified gate cu. yds. (tons)	7,736,000 (2,344,000)
1997 certified gate cu. yds. (tons)	6,588,000 (1,996,000)

Audits and Inspections

Solid Waste Mgt. Fees paid in 1996	\$267,880
Last audited by Illinois EPA	7-9-96
Facility inspected by	Jackson County Health Department

Contacts

Owner

Republic Industries Inc.
450 E. Las Olas Blvd.
Fort Lauderdale, Fla. 33301
☎ 954-713-5200

Operator

Southern Illinois Regional Landfill Inc. ♦
1540 Landfill Road, Rural Route 1, Box 750
DeSoto, Ill. 62924
☎ 618-867-2356

♦ A subsidiary of Republic Industries Inc., 450 E. Las Olas Blvd., Fort Lauderdale, Fla. 33301 • 954-713-5200

Wayne County Landfill

County	Wayne
Municipality	Fairfield
Location	Illinois Route 15 W, Rural Route 1
Hours of operation	Mon. – Fri.: 7 a.m. – 3 p.m., Sat.: 7 a.m. – 11 a.m.
Wastes accepted	Municipal, nonhazardous special
Tipping fee	\$26 per ton
Owner	Allied Waste Industries Inc.
Operator	Allied Waste Industries Inc.

Facility Facts

Identification number	191 804 0003
Design capacity, airspace cu. yds.	NA
Total permitted landfill area, acres	183
Permitted disposal area, acres	83
Highest permitted elevation, feet (msl)	530
Leachate monitoring stations	4
Groundwater monitoring wells	32
Methane collection system	Flares (planned)
Years remaining, estimated by landfill	24
Year opened – year expected to close	1989 – 2021

Wastes Received: 1994, 1995, 1996

	TOTAL WASTES ACCEPTED			OUT-OF-STATE WASTES ACCEPTED		
	gate cu. yds.	tons	tons/day	gate cu. yds.	tons	% of total
1994	425,650	128,985	496	63,382	19,207	15
1995	386,428	117,099	450	21,841	6,618	6
1996	348,345	105,559	295	696 ♦	211	<1

♦ State of origin: Indiana

Remaining Capacities: Jan. 1, 1996, and Jan. 1, 1997

1996 certified gate cu. yds. (tons)	3,329,000 (1,009,000)
1997 certified gate cu. yds. (tons)	9,004,000 (2,728,000) ♦

♦ Includes expansion of 3.2 million cubic yards; Agency permit issued 8-8-96.

Audits and Inspections

Solid Waste Mgt. Fees paid in 1996	\$99,024
Last audited by Illinois EPA	8-28-97
Facility inspected by	Wayne County Health Department

Contacts

Owner

Allied Waste Industries Inc. ♦
 Illinois Route 15 W, Rural Route 1
 Fairfield, Ill. 62837
 ☎ 618-842-4294

Operator

Allied Waste Industries Inc.
 Illinois Route 15 W, Rural Route 1
 Fairfield, Ill. 62837
 ☎ 618-842-4294

♦ Headquarters: 15880 N. Greenway Hayden Luke, Suite 1000, Scottsdale, Ariz. 85260 • 602-423-2946
 Regional office: 12976 St. Charles Rock Road, Bridgeton, Mo. 63044 • 314-947-5959

Herrin Solid Waste Transfer Station

County	Williamson
Municipality	Herrin
Location	Cemetery Road and College Street
Hours of operation	Mon. – Fri.: 6 a.m. – 3 p.m.; Sat.: 8 a.m. – 11:30 a.m.
Wastes accepted	Municipal
Tipping fee	\$32 per ton
Owner	City of Herrin
Operator	Southern Illinois Transfer Stations Inc.

Facility Facts

Identification number	199 040 0014
Opened, year	1994
Facility inspected by	Illinois EPA, Marion Regional Office ♦

♦ Inspected by Williamson County Solid Waste Department until May 1996.

Wastes Received: 1996

Tons per year	54,810
Tons per day	211

Contacts

Owner

City of Herrin
300 N. Park Ave.
Herrin, Ill. 62948
☎ 618-942-6166

Operator

Southern Illinois Transfer Stations Inc.
1400 S. Main St.
Harrisburg, Ill. 62946
☎ 618-942-2279

Marion Transfer Station

County	Williamson
Municipality	Marion
Location	1410 W. Longstreet Road
Hours of operation	Mon. – Fri.: 8 a.m. – 4 p.m.; Sat.: 8 a.m. – noon
Wastes accepted	Municipal
Tipping fee	\$25 per ton
Owner	City of Marion
Operator	Continental Waste Industries of Illinois Inc. ♦

♦ A subsidiary of Republic Industries Inc.

Facility Facts

Identification number	199 856 0011
Opened, year	1987
Facility inspected by	Illinois EPA, Marion Regional Office ♦

♦ Inspected by Williamson County Solid Waste Department until May 1996.

Wastes Received: 1996

Tons per year	5,220
Tons per day	20

Contacts

Owner

City of Marion
100 Tower Square Plaza
Marion, Ill. 62959

☎ 618-997-2592

Operator

Continental Waste Industries of Illinois Inc. ♦
Rural Route 1, Box 750, 1540 Landfill Road
DeSoto, Ill. 62954

☎ 618-867-2356

♦ A subsidiary of Republic Industries Inc., 450 E. Las Olas Blvd., Fort Lauderdale, Fla. 33301 • 954-713-5200

Mt. Vernon Transfer Station

County	Jefferson
Municipality	Mt. Vernon
Location	1106 Rackaway
Hours of operation	Mon. – Fri.: 6 a.m. – 10 p.m.; Sat.: 7 a.m. – 1 p.m.
Wastes accepted	Municipal ♦
Tipping fee	\$29 per ton
Owner	Continental Waste Industries of Illinois Inc. ♦♦
Operator	Continental Waste Industries of Illinois Inc.

♦ Restricted to wastes generated within Mt. Vernon city limits. ♦♦ A subsidiary of Republic Industries Inc.

Facility Facts

Identification number	081 810 0011
Opened, year	1985
Facility inspected by	Illinois EPA, Marion Regional Office

Wastes Received: 1996

Tons per year	20,880
Tons per day	80

Contacts

Owner

Continental Waste Industries of Illinois Inc. ♦
1540 Landfill Road, Rural Route 1, Box 750
DeSoto, Ill. 62924

☎ 618-867-2356

Operator

Continental Waste Industries of Illinois Inc.
1540 Landfill Road, Rural Route 1, Box 750
DeSoto, Ill. 62954

☎ 618-867-2356

♦ A subsidiary of Republic Industries Inc., 450 E. Las Olas Blvd., Fort Lauderdale, Fla. 33301 • 954-713-5200

Solid Waste Landfill Owners and Operators Alphabetic by Facility

Appendix A: Solid Waste Landfill Owners and Operators

	Municipality	Owner	Operator	Status	Page
American Disposal Services Landfill	Bloomington	American Disposal Services of Illinois	American Disposal Services of Illinois	A	R4.6
Beecher Development Co.	Beecher	Beecher Development Co.	John Sexton Contractors Co.	C	R2.9
BFI-Davis Junction Landfill	Davis Junction	BFI of Illinois Inc. ¹	BFI of Illinois Inc. ¹	C	R1.6
BFI Modern Landfill	Belleville	BFI of Illinois Inc. ¹	BFI of Illinois Inc. ¹	C	R6.6
Brickyard Disposal & Recycling	Danville	Allied Waste Industries Inc.	Allied Waste Industries Inc.	A	R4.7
Cahokia Road Sanitary Landfill	Roxana	Allied Waste Industries Inc.	Allied Waste Industries Inc.	A	R6.7
CDT Landfill	Joliet	CDT Landfill Corp.	CDT Landfill Corp.	A	R2.10
CID Recyc. & Disposal Facility #3	Calumet City	Waste Management of Illinois Inc.	Waste Management of Illinois Inc.	A	R2.11
CID Recyc. & Disposal Facility #4	Calumet City	Waste Management of Illinois Inc.	Waste Management of Illinois Inc.	IA	R2.12
Clinton Landfill #2	Clinton	Clinton Landfill Inc. #2 ²	Clinton Landfill Inc. #2 ²	A	R4.8
Coles County Landfill	Charleston	Allied Waste Industries Inc.	Allied Waste Industries Inc.	A	R4.9
Congress Development Co. LF	Hillside	Congress Development Co.	John Sexton Sand & Gravel Corp.	A	R2.13
Cottonwood Hills RDF	Marissa	Waste Mgt. & Village of Marissa	Waste Management of Illinois Inc.	UD	R6.8
Countryside Landfill	Grayslake	USA Waste Services Inc.	USA Waste Services Inc.	A	R2.14
D & L Landfill	Greenville	D & L Landfill Inc.	D & L Landfill Inc.	A	R6.9
DeKalb County Landfill	DeKalb	Waste Management of Illinois Inc.	Waste Management of Illinois Inc.	A	R1.7
Dixon/GROP Landfill #2	Dixon	City of Dixon	Allied Waste Industries of Illinois Inc. ³	A	R1.8
Envirofil of Illinois Landfill	Macomb	Envirofil of Illinois Inc.	Envirofil of Illinois Inc.	A	R3.6
Environtech Landfill	Morris	Environtech Inc.	Environtech Inc.	A	R2.15
Five Oaks Recyc. & Disp. Facility	Taylorville	Waste Management of Illinois Inc.	Waste Management of Illinois Inc.	A	R5.6
Freeport Municipal #4	Freeport	City of Freeport	City of Freeport	A	R1.9
Greene Valley Landfill	Naperville	Forest Preserve Dist. of DuPage Co.	Waste Management of Illinois Inc.	C	R2.16
Henry County Landfill #2	Atkinson	Atkinson Landfill Co.	Atkinson Landfill Co.	IA	R3.7
Herrin Municipal Landfill	Herrin	City of Herrin	City of Herrin	C	R7.6
Illinois Landfill	Hoopeston	Illinois Landfill Inc. ³	Illinois Landfill Inc. ³	A	R4.10
Kankakee Recyc. & Disposal Fac.	Chebanse	Waste Management of Illinois Inc.	Waste Management of Illinois Inc.	A	R2.17
Knox Landfill #3	Wataga	Knox County Landfill Department	Knox County Landfill Department	A	R3.8
Lake County Grading Co.	Libertyville	Bank of Waukegan Trust #173	Lake County Grading Co.	C	R2.18
Land & Lakes #3/Harbor View	Chicago	Stony Island Reclamation Co. ⁴	Land & Lakes Co.	A	R2.19
Land & Lakes/Wheeling	Deerfield	Prairie Recreational Development	Land & Lakes Co.	C	R2.20
LandComp Landfill	Ottawa	LandComp Corp.	LandComp Corp.	UD	R1.10
Landfill 33	Effingham	Landfill 33 Ltd.	Landfill 33 Ltd.	A	R4.11
Laraway Recyc. & Disposal Fac.	Elwood	Waste Management of Illinois Inc.	Laraway Recycling & Disposal Facility	A	R2.21
Lawrence County Disposal Centre	Bridgeport	Lawrence County Disposal Centre Inc.	S & S Grading of Illinois Inc. ⁵	N	R7.7
Lee County Landfill	Dixon	Lee County Landfill Inc. ³	Lee County Landfill Inc. ³	UD	R1.11
Litchfield-Hillsboro Landfill	Litchfield	Envotech/Illinois Inc. ⁶	Envotech/Illinois Inc. ⁶	A	R5.7
Livingston Landfill	Pontiac	County Disposal (Illinois) Inc.	American Disposal Services of Illinois	A	R4.12
Loveall Landfill	Sullivan	D & B Refuse Service Inc.	D & B Refuse Service Inc.	C	R4.13
Macon County Landfill	Decatur	Macon County Landfill Corp.	Macon County Landfill Corp.	A	R4.14
Mallard Lake Landfill	Hanover Park	Forest Preserve Dist. of DuPage Co.	BFI Wst. Stms. of North America Inc. ¹	A	R2.22
Milam Recyc. & Disposal Facility	East St. Louis	Waste Management of Illinois Inc.	Waste Management of Illinois Inc.	A	R6.10
Morris Community LF-Parcels A&B	Morris	City of Morris	Community Landfill Co.	A	R2.23
Oglesby Municipal Landfill	Oglesby	City of Oglesby	City of Oglesby	C	R1.12
Orchard Hills Landfill	Davis Junction	BFI of Illinois Inc.	BFI of Illinois Inc.	N	R1.13
Pekin Landfill	Pekin	Eloyd & Frances Simpson	Waste Professionals Inc.	A	R3.9
Peoria City/County Landfill #1	Edwards	City & county of Peoria	Peoria City/County Landfill Inc. ²	C	R3.10
Peoria City/County Landfill #2	Edwards	City & county of Peoria	Waste Management of Illinois Inc.	N	R3.11
Peoria Disposal Co. #1	Peoria	Peoria Disposal Co.	Peoria Disposal Co.	A	R3.12
Peru Municipal #2	Peru	City of Peru	Peru Municipal Landfill #2	C	R1.14
Pike County Landfill	Baylis	Pike County landfill Inc. ²	Pike County landfill Inc. ²	A	R5.8
Prairie Hill Recyc. & Disposal Fac.	Morrison	Whiteside County	Waste Management of Illinois Inc.	A	R1.15
Quad Cities Landfill	Milan	BFI Wst. Stms. of North America Inc. ¹	BFI Wst. Stms. of North America Inc. ¹	A	R3.13
Randolph County Landfill	Sparta	Randolph County Landfill Inc.	Randolph County Landfill Inc.	C	R6.11
RCS Inc. Landfill	Jerseyville	Allied Waste Industries Inc.	Allied Waste Industries Inc.	A	R5.9

Appendix A: Solid Waste Landfill Owners and Operators

	Municipality	Owner	Operator	Status	Page
River Bend Prairie Landfill	Dolton	Land & Lakes Co.	Land & Lakes Co.	A	R2.24
Rochelle Municipal Landfill #2	Creston	City of Rochelle	Rochelle Waste Disposal LLC	A	R1.16
Salem Municipal Landfill #2	Salem	City of Salem	City of Salem	A	R6.12
Saline County Landfill	Harrisburg	Saline County Landfill Inc. ⁷	Saline County Landfill Inc. ⁷	A	R7.8
Sangamon Valley Landfill	Springfield	E.S.G. Watts Inc.	E.S.G. Watts Inc.	IA	R5.10
Settler's Hill Recyc. & Disp. Fac.	Batavia	Kane County	Waste Management of Illinois Inc.	A	R2.25
South Chain of Rocks RDF-Phase 2	Granite City	Waste Management of Illinois Inc.	Waste Management of Illinois Inc.	A	R6.13
Southern Illinois Regional Landfill	DeSoto	Republic Industries Inc.	Southern Illinois Regional Landfill Inc. ⁸	A	R7.9
Spoon Ridge Landfill	Fairview	BFI of Illinois Inc. ¹	BFI of Illinois Inc. ¹	IA	R3.14
States Land Improvement #2	Ottawa	States Land Improvement Corp.	States Land Improvement Corp.	C	R1.17
Streator Area Landfill #3	Streator	Streator Area Landfill Inc. ³	Streator Area Landfill Inc. ³	A	R4.15
Tazewell RDF	East Peoria	Waste Management of Illinois Inc.	Waste Management of Illinois Inc.	A	R3.15
Upper Rock Island County Landfill	East Moline	Upper Rock Island County Landfill Inc. ³	Upper Rock Island County Landfill Inc. ³	A	R3.16
Washington Landfill	Washington	Washington Landfill Inc. ²	Washington Landfill Inc. ²	C	R3.17
Watts Landfill	Taylor Ridge	E.S.G. Watts Inc.	E.S.G. Watts Inc.	PR	R3.18
Wayne County Landfill	Fairfield	Allied Waste Industries Inc.	Allied Waste Industries Inc.	A	R7.10
Western Lion Landfill	Charleston	Western Lion Ltd.	Western Lion Ltd.	C	R4.16
Wheatland Prairie RDF	Plainfield	Waste Management of Illinois Inc.	Waste Management of Illinois Inc.	A	R2.26
Winnebago Reclamation Service	Rockford	Winnebago Reclamation Service Inc.	Winnebago Reclamation Service Inc.	A	R1.18
Winnetka Municipal Landfill	Winnetka	Village of Winnetka	Village of Winnetka	C	R2.27
Winthrop Harbor/BFI #1-Phase B	Zion	BFI of Illinois Inc. ¹	BFI of Illinois Inc. ¹	C	R2.28
Woodland Recyc. & Disp. Facility	South Elgin	Oak Brook Bank Trust #8-1735	Waste Management of Illinois Inc.	A	R2.29
Zion Landfill	Zion	BFI of Illinois Inc. ¹	BFI of Illinois Inc. ¹	UD	R2.30

¹ A subsidiary of Browning-Ferris Industries Inc.

² A subsidiary of Peoria Disposal Co.

³ A subsidiary of Allied Waste Industries Inc.

⁴ An affiliate of Land & Lakes Co.

⁵ A subsidiary of Eastern Environmental Services Inc.

⁶ A subsidiary of Liberty Waste Services Ltd.

⁷ A subsidiary of USA Waste Services Inc.

⁸ A subsidiary of Republic Industries Inc.

Status: A = Active

C = Closed

IA = Inactive

N = New (opened in 1998)

PR = Permit Revoked

UD = Under Development

Solid Waste Landfill Owners and Operators Alphabetic by County

Appendix B: Solid Waste Landfill Owners and Operators

County Municipality	Facility Identification No.	Owner	Operator
Bond Greenville	D & L Landfill 005 005 0001 (inactive in 1995-96)	D & L Landfill Inc. Rural Route 3, Box 58 Greenville, Ill. 62246 618-664-2587	D & L Landfill Inc. Rural Route 3, Box 58 Greenville, Ill. 62246 618-664-2587
Christian Taylorville	Five Oaks Recycling and Disposal Facility 021 816 0006	Waste Management of Illinois Inc. 2 Westbrook Corporate Center, Suite 1000 Westchester, Ill. 60154 708-409-0700	Waste Management of Illinois Inc. 890 E. 1500 North Road Taylorville, Ill. 62568 217-824-3942
Coles Charleston	Coles County Landfill 029 805 0007	Allied Waste Industries Inc. West Illinois Route 316, Box 137 Charleston, Ill. 61920 217-345-7414	Allied Waste Industries Inc. West Illinois Route 316, Box 137 Charleston, Ill. 61920 217-345-7414
Coles Charleston	Western Lion Landfill 029 805 0006 (closed 1-20-96)	Western Lion Ltd. Box 682 Charleston, Ill. 61920 217-345-9505	Western Lion Ltd. Box 682 Charleston, Ill. 61920 217-235-0240
Cook Calumet City	CID Recycling and Disposal Facility #3 031 600 0030	Waste Management of Illinois Inc. 2 Westbrook Corporate Center, Suite 1000 Westchester, Ill. 60154 708-409-0700	Waste Management of Illinois Inc. 138th and Calumet Expressway Calumet City, Ill. 60409 773-646-3099
Cook Calumet City	CID Recycling and Disposal Facility #4 031 039 0001 (inactive since 1994)	Waste Management of Illinois Inc. 2 Westbrook Corporate Center, Suite 1000 Westchester, Ill. 60154 708-409-0700	Waste Management of Illinois Inc. 138th and Calumet Expressway Calumet City, Ill. 60409 773-646-3099
Cook Hillside	Congress Development Co. Landfill 031 817 0002	Congress Development Co. 1815 S. Wolf Road Hillside, Ill. 60162 708-449-1250	Sand & Gravel Corp. 1815 S. Wolf Road Hillside, Ill. 60162 708-544-5195
Cook Chicago	Land & Lakes #3/Harbor View Landfill 031 600 0034	Stoney Island Reclamation Co. 123 N. Northwest Highway Park Ridge, Ill. 60068 847-825-5000	Land & Lakes Co. 2000 E. 122nd St. Chicago, Ill. 60633 773-646-1138
Cook Dolton	River Bend Prairie Landfill 031 069 0003	Land & Lakes Co. 123 N. Northwest Highway Park Ridge, Ill. 60068 847-825-5000	Land & Lakes Co. 123 N. Northwest Highway Park Ridge, Ill. 60068 847-825-5000
Cook Winnetka	Winnetka Municipal Landfill 031 333 0001 (closed 3-31-94)	Village of Winnetka 510 Green Bay Road Winnetka, Ill. 60093 847-501-6000	Village of Winnetka 510 Green Bay Road Winnetka, Ill. 60093 847-501-6000
DeKalb DeKalb	DeKalb County Landfill 037 802 0001	Waste Management of Illinois Inc. 2 Westbrook Corporate Center, Suite 1000 Westchester, Ill. 60154 708-409-0700	Waste Management of Illinois Inc. 2 Westbrook Corporate Center, Suite 1000 Westchester, Ill. 60154 815-758-6906
DeWitt Clinton	Clinton Landfill #2 039 808 0007	Clinton Landfill Inc. #2 4700 N. Sterling Ave. Peoria, Ill. 61615 309-686-4893	Clinton Landfill Inc. #2 4700 N. Sterling Ave. Peoria, Ill. 61615 309-686-4893
DuPage Naperville	Greene Valley Landfill 043 803 0001 (closed 8-31-96)	Forest Preserve Dist. of DuPage County 185 Spring Road Glen Ellyn, Ill. 60138 630-942-6063	Waste Management of Illinois Inc. 9 S. 610 Greene Road Naperville, Ill. 60540 630-232-7664

Appendix B: Solid Waste Landfill Owners and Operators

County Municipality	Facility Identification No.	Owner	Operator
DuPage Hanover Park	Mallard Lake Landfill 043 801 0004	Forest Preserve Dist. of DuPage County 185 Spring Road Glen Ellyn, Ill. 60138 630-942-6063	BFI Waste Systems of North America Inc. 26 W. 580 Schick Road Hanover Park, Ill. 60103 630-894-9000
Effingham Effingham	Landfill 33 049 810 0007	Landfill 33 Ltd. 1713 S. Willow Effingham, Ill. 62401 217-342-3747	Landfill 33 Ltd. 1713 S. Willow Effingham, Ill. 62401 217-342-3747
Fulton Fairview	Spoon Ridge Landfill 057 808 0002 (inactive 6-30-98)	BFI of Illinois Inc. Highway 97 North Fairview, Ill. 61432 309-778-2787	BFI of Illinois Inc. Highway 97 North Fairview, Ill. 61432 309-778-2787
Grundy Morris	Environtech Landfill 063 814 0002	Environtech Inc. 1800 N. Ashley Road Morris, Ill. 60540 815-942-1800	Environtech Inc. 1800 N. Ashley Road Morris, Ill. 60540 815-942-1800
Grundy Morris	Morris Community Landfill-Parcels A & B 063 060 0001	City of Morris 320 Wauponsee St. Morris, Ill. 60450 815-942-0103	Community Landfill Co. 13701 S. Kostner Ave. Crestwood, Ill. 60445 815-942-3941
Henry Atkinson	Henry County Landfill #2 073 020 0003 (inactive since 6-16-97)	Atkinson Landfill Co. 221 N. Washtenaw Chicago, Ill. 60612 773-638-7676	Atkinson Landfill Co. 221 N. Washtenaw Chicago, Ill. 60612 773-761-7706
Jackson DeSoto	Southern Illinois Regional Landfill 077 020 0002	Republic Industries Inc. 450 E. Las Olas Blvd. Fort Lauderdale, Fla. 33301 954-713-5200	Southern Illinois Regional Landfill Inc. 1540 Landfill Road, RR 1, Box 750 DeSoto, Ill. 62924 618-867-2356
Jersey Jerseyville	RCS Inc. Landfill 083 025 0012	Allied Waste Industries Inc. 1336 Crystal Lake Road Jerseyville, Ill. 62052 618-498-2024	Allied Waste Industries Inc. 1336 Crystal Lake Road Jerseyville, Ill. 62052 618-498-2024
Kane Batavia	Settler's Hill Recycling and Disposal Facility 089 010 0009	Kane County 719 S. Batavia Ave. Geneva, Ill. 60134 630-208-5118	Waste Management of Illinois Inc. 1031 E. Fabyan Parkway Batavia, Ill. 60510 630-232-7664
Kane South Elgin	Woodland Recycling and Disposal Facility 089 483 0005	Oak Brook Bank Trust #8-1735 1400 W. 16th St. Oak Brook, Ill. 60521 630-571-1050	Waste Management of Illinois Inc. 7 N. 500 Route 25 South Elgin, Ill. 60120 847-741-0219
Kankakee Chebanse	Kankakee Recycling and Disposal Facility 091 055 0006	Waste Management of Illinois Inc. 2 Westbrook Corporate Center, Suite 1000 Westchester, Ill. 60154 708-409-0700	Waste Management of Illinois Inc. 180 E. 6000 South Road Chebanse, Ill. 60922 815-937-5539
Knox Wataga	Knox Landfill #3 095 816 0003	Knox County Landfill Department 519 McClure St. Galesburg, Ill. 61401 309-341-0901	Knox County Landfill Department 519 McClure St. Galesburg, Ill. 61401 309-375-6795
Lake Grayslake	Countryside Landfill 097 025 0003	USA Waste Services Inc. 31725 N. Route 83 Grayslake, Ill. 60030 847-223-2722	USA Waste Services Inc 31725 N. Route 83 Grayslake, Ill. 60030 847-223-2722

Appendix B: Solid Waste Landfill Owners and Operators

County Municipality	Facility Identification No.	Owner	Operator
Lake Libertyville	Lake County Grading Co. Landfill 097 090 0001 (closed 8-22-95)	Bank of Waukegan Trust #173 1601 N. Lewis Ave. Waukegan, Ill. 60085 708-362-2590	Lake County Grading Co. Routes 21 and 120, Box 1 Libertyville, Ill. 60048 847-362-2590
Lake Deerfield	Land & Lakes/Wheeling Landfill 097 812 0004 (closed 5-30-95)	Prairie Recreational Development Inc. 123 N. Northwest Highway Park Ridge, Ill. 60068 847-823-1187	Land & Lakes Co. 123 N. Northwest Highway Park Ridge, Ill. 60068 847-825-5000
Lake Zion	Winthrop Harbor/BFI #1-Phase B 097 802 0001 (closed 7-19-96)	BFI of Illinois Inc. 701 Green Bay Road Zion, Ill. 60099 847-746-5777	BFI of Illinois Inc. 701 Green Bay Road Zion, Ill. 60099 847-746-5777
Lake Zion	Zion Landfill 097 802 0002 (under development)	BFI of Illinois Inc. 701 Green Bay Road Zion, Ill. 60099 847-746-5777	BFI of Illinois Inc. 701 Green Bay Road Zion, Ill. 60099 847-746-5777
LaSalle Ottawa	LandComp Landfill 099 080 8103 (under development)	LandComp Corp. Box 520 Ottawa, Ill. 61350 815-434-1808	LandComp Corp. Box 520 Ottawa, Ill. 61350 815-434-1808
LaSalle Oglesby	Oglesby Municipal Landfill 099 070 0001 (closed 10-1-94)	City of Oglesby 128 W. Walnut St. Oglesby, Ill. 61348 815-883-3389	City of Oglesby 128 W. Walnut St. Oglesby, Ill. 61348 815-883-3389
LaSalle Peru	Peru Municipal Landfill #2 099 085 0002 (closed 4-4-94)	City of Peru 706 Putnam St. Peru, Ill. 61354 815-223-2962	City of Peru 706 Putnam St. Peru, Ill. 61354 815-223-2962
LaSalle Ottawa	States Land Improvement #2 099 080 0017 (closed 9-18-97)	States Land Improvement Corp. Box 520 Ottawa, Ill. 61350 815-434-1808	States Land Improvement Corp. Box 520 Ottawa, Ill. 61350 815-434-1808
Lawrence Bridgeport	Lawrence County Disposal Centre 101 010 0002 (opened 4-2-98)	Lawrence County Disposal Centre Inc. Rural Route 3, Box 892 Sumner, Ill. 62466 888-936-9400	S & S Grading of Illinois Co. Rural Route 3, Box 892 Sumner, Ill. 62466 888-936-9400
Lee Dixon	Dixon/GROP Landfill #2 103 801 0002	City of Dixon 121 W. Second St. Dixon, Ill. 61021 815-288-1485	Allied Waste Industries of Illinois Inc. 1279 N. Bataan Road Dixon, Ill. 61021 815-288-4607
Lee Dixon	Lee County Landfill 103 020 5220 (under development)	Lee County Landfill Inc. 935 W. 175th St. Homewood, Ill. 60430 708-957-4600	Lee County Landfill Inc. 1279 N. Bataan Road Dixon, Ill. 61021 815-288-4607
Livingston Pontiac	Livingston Landfill 105 821 0002	County Disposal (Illinois) Inc. 745 McClintock Drive, Suite 305 Burr Ridge, Ill. 60521 630-655-1105	American Disposal Services of Illinois Inc. Box 646 Pontiac, Ill. 61764 815-844-3054
Livingston Streator	Streator Area Landfill #3 105 490 0003	Streator Area Landfill Inc. Rural Route 7, 2111 Coalville Road Streator, Ill. 61364 815-672-0097	Streator Area Landfill Inc. Rural Route 7, 2111 Coalville Road Streator, Ill. 61364 815-672-0097

Appendix B: Solid Waste Landfill Owners and Operators

County Municipality	Facility Identification No.	Owner	Operator
Macon Decatur	Macon County Landfill 115 804 0008	Macon County Landfill Corp. Rural Route 8, Box 115, Hill Road Decatur, Ill. 62522 217-963-2976	Macon County Landfill Corp. Rural Route 8, Box 115, Hill Road Decatur, Ill. 62522 217-963-2976
Madison Roxana	Cahokia Road Sanitary Landfill 119 090 0002	Allied Waste Industries Inc. 4600 Cahokia Road Roxana, Ill. 62084 618-656-6912	Allied Waste Industries Inc. 4600 Cahokia Road Roxana, Ill. 62084 618-656-6912
Madison Granite City	South Chain of Rocks RDF-Phase 2 119 801 0002	Waste Management of Illinois Inc. 2 Westbrook Corporate Center, Suite 1000 Westchester, Ill. 60154 708-409-0700	Waste Management of Illinois Inc. 3399 W. Chain of Rocks Road Granite City, Ill. 62040 618-797-0405
Marion Salem	Salem Municipal Landfill #2 121 813 0007	City of Salem 101 S. Broadway Salem, Ill. 62881 618-548-2222	City of Salem East Lake Street Salem, Ill. 62881 618-548-2222
McDonough Macomb	Envirofil of Illinois Landfill 109 810 0003	Envirofil of Illinois Inc. 13998 E. 1400th St., Box 375 Macomb, Ill. 61455 309-833-4779	Envirofil of Illinois Inc. 13998 E. 1400th St., Box 375 Macomb, Ill. 61455 309-833-4779
McLean Bloomington	American Disposal Services of Bloomington Landfill 113 020 0042	American Disposal Services of Illinois Inc. 745 McClintock Drive, Suite 230 Burr Ridge, Ill. 60521 630-655-1105	American Disposal Services of Illinois Inc. Rural Route 3, Box 145 Bloomington, Ill. 61704 309-828-4214
Montgomery Litchfield	Litchfield-Hillsboro Landfill 135 815 0007	Envotech/Illinois Inc. Route 16 East Litchfield, Ill. 62056 217-324-2811	Envotech/Illinois Inc. Route 16 East Litchfield, Ill. 62056 217-324-2811
Moultrie Sullivan	Loveall Landfill 139 030 0001 (closed 4-8-94)	D & B Refuse Service Inc. Box 256 Sullivan, Ill. 61951 217-728-2505	D & B Refuse Service Inc. Route 32 South Sullivan, Ill. 61951 217-728-2505
Ogle Davis Junction	BFI-Davis Junction Landfill 141 821 0001 (closed 5-4-95)	BFI of Illinois Inc. 8900 Highway 251 Davis Junction, Ill. 61020 815-874-9000	BFI of Illinois Inc. 8900 Highway 251 Davis Junction, Ill. 61020 815-874-9000
Ogle Davis Junction	Orchard Hills Landfill 141 017 5005 (opened 1-12-98)	BFI of Illinois Inc. 8290 Highway 251 Davis Junction, Ill. 61020 815-874-9000	BFI of Illinois Inc. 8290 Highway 251 Davis Junction, Ill. 61020 815-874-9000
Ogle Creston	Rochelle Municipal Landfill #2 141 803 0020	City of Rochelle Sixth Street and Fifth Avenue Rochelle, Ill. 61068 815-562-6772	Rochelle Waste Disposal LLC 1101 S. Seventh St. Rochelle, Ill. 61068 815-384-4251
Peoria Edwards	Peoria City/County Landfill #1 143 816 0002 (closed 4-10-98)	City and county of Peoria 419 Fulton St. Peoria, Ill. 61612 309-494-8800	Peoria City/County Landfill Inc. 4700 N. Sterling Ave. Peoria, Ill. 61615 309-565-4281
Peoria Edwards	Peoria City/County Landfill #2 143 816 5003 (opened 3-9-98)	City and county of Peoria 419 Fulton St. Peoria, Ill. 61612 309-494-8800	Waste Management of Illinois Inc. 2 Westbrook Corporate Center, Suite 1000 Westchester, Ill. 60154 708-409-0700

Appendix B: Solid Waste Landfill Owners and Operators

County Municipality	Facility Identification No.	Owner	Operator
Peoria Peoria	Peoria Disposal Co. #1 143 812 0003	Peoria Disposal Co. 4700 N. Sterling Ave. Peoria, Ill. 61615 309-686-8033	Peoria Disposal Co. 4349 W. Southport Road Peoria, Ill. 61615 309-676-4893
Pike Baylis	Pike County Landfill 149 816 0001	Pike County Landfill Inc. 4700 N. Sterling Ave. Peoria, Ill. 61615 309-676-4893	Pike County Landfill Inc. 4700 N. Sterling Ave. Peoria, Ill. 61615 309-676-4893
Randolph Sparta	Randolph County Landfill 157 060 0001 (closed 4-20-95)	Randolph County Landfill Inc. 102 Patricia Lane Sparta, Ill. 62286 618-443-2355	Randolph County Landfill Inc. Landfill Road Sparta, Ill. 62286 618-443-5696
Rock Island Milan	Quad Cities Landfill 161 040 0007 (Phases 1-3) 161 040 0018 (Phase 4)	BFI Waste Systems of North America Inc. 13606 Knoxville Road Milan, Ill. 61264 309-787-2303	BFI Waste Systems of North America Inc. 13606 Knoxville Road Milan, Ill. 61264 309-787-2303
Rock Island East Moline	Upper Rock Island County Landfill 161 810 0014	Upper Rock Island County Landfill Inc. 17201 20th Ave. North East Moline, Ill. 61244 309-496-2396	Upper Rock Island County Landfill Inc. 17201 20th Ave. North East Moline, Ill. 61244 309-496-2396
Rock Island Taylor Ridge	Watts Landfill 161 800 0001 (permit revoked 2-5-98)	E.S.G. Watts Inc. 8400 77th St. West Taylor Ridge, Ill. 61284 309-798-2266	E.S.G. Watts Inc. 8400 77th St. West Taylor Ridge, Ill. 61284 309-798-2266
Saline Harrisburg	Saline County Landfill 165 808 0001	Saline County Landfill Inc. 1400 S. Main St. Harrisburg, Ill. 62946 618-252-4835	Saline County Landfill Inc. 1400 S. Main St. Harrisburg, Ill. 62946 618-252-0237
Sangamon Springfield	Sangamon Valley Landfill 167 822 0037 (inactive since 2-27-95)	E.S.G. Watts Inc. 8400 77th St. West Taylor Ridge, Ill. 61284 309-798-2266	E.S.G. Watts Inc. Rural Route 9, 2565 Sandhill Road Springfield, Ill. 62707 217-525-4030
St. Clair Belleville	BFI Modern Landfill 163 010 0022 (closed 9-18-97)	BFI Waste Systems of North America Inc. 3521 Centreville Ave. Belleville, Ill. 62223 618-235-9625	BFI Waste Systems of North America Inc. 3521 Centreville Ave. Belleville, Ill. 62223 618-235-9625
St. Clair Marissa	Cottonwood Hills RDF 163 075 5017 (under development)	Village of Marissa 212 N. Main St. Marissa, Ill. 62257 618-295-9372	Waste Management of Illinois Inc. 2 Westbrook Corporate Center, Suite 1000 Westchester, Ill. 60154 708-409-0700
St. Clair East St. Louis	Milam Recycling and Disposal Facility 163 045 0001	Waste Management of Illinois Inc. 2 Westbrook Corporate Center, Suite 1000 Westchester, Ill. 60154 708-409-0700	Waste Management of Illinois Inc. 601 Madison Road East St. Louis, Ill. 62201 618-271-6788
Stephenson Freeport	Freeport Municipal Landfill #4 177 020 0015	City of Freeport 230 W. Stephenson St. Freeport, Ill. 61032 815-235-8204	City of Freeport 230 W. Stephenson St. Freeport, Ill. 61032 815-235-8204
Tazewell Pekin	Pekin Landfill 179 805 0001	Eloyd and Frances Simpson 11916 Towerline Road Pekin, Ill. 61554 309-348-3679	Waste Professionals Inc. 11916 Towerline Road Pekin, Ill. 61554 309-348-3679

Appendix B: Solid Waste Landfill Owners and Operators

County Municipality	Facility Identification No.	Owner	Operator
Tazewell East Peoria	Tazewell Recycling and Disposal Facility 179 806 0004	Waste Management of Illinois Inc. 2 Westbrook Corporate Center, Suite 1000 Westchester, Ill. 60154 708-409-0700	Waste Management of Illinois Inc. 3550 E. Washington St. East Peoria, Ill. 61611 309-694-0295
Tazewell Washington	Washington Landfill 179 818 0011 (closed 4-8-94)	Washington Landfill Inc. 4700 N. Sterling Ave. Peoria, Ill. 61615 309-676-4893	Washington Landfill Inc. 4700 N. Sterling Ave. Peoria, Ill. 61615 309-676-4893
Vermilion Danville	Brickyard Disposal and Recycling 183 804 0029	Allied Waste Industries Inc. 601 E. Brickyard Road Danville, Ill. 61834 217-431-3242	Allied Waste Industries Inc 601 E. Brickyard Road Danville, Ill. 61834 217-431-3242
Vermilion Hoopeston	Illinois Landfill 183 045 0009	Illinois Landfill Inc. County Road 4000 North Hoopeston, Ill. 61942 217-283-5968	Illinois Landfill Inc. County Road 4000 North Hoopeston, Ill. 61942 217-283-5968
Wayne Fairfield	Wayne County Landfill 191 804 0003	Allied Waste Industries Inc Illinois Route 15 W, Rural Route 1 Fairfield, Ill. 62837 618-842-4294	Allied Waste Industries Inc Illinois Route 15 W, Rural Route 1 Fairfield, Ill. 62837 618-842-4294
Whiteside Morrison	Prairie Hill Recycling and Disposal Facility 195 035 0014	Whiteside County 200 E. Knox St. Morrison, Ill. 61270 815-772-7654	Waste Management of Illinois Inc. 18762 Lincoln Road Morrison, Ill. 61270 815-772-7308
Will Beecher	Beecher Development Co. Landfill 197 801 0003 (closed 7-18-96)	Beecher Development Co. 1815 S. Wolf Road Hillside, Ill. 60162 708-449-1250	John Sexton Contractors Co. 1815 S. Wolf Road Hillside, Ill. 60162 708-946-2554
Will Joliet	CDT Landfill 197 817 0006	CDT Landfill Corp. 2851 Mound Road Joliet, Ill. 60436 815-741-0736	CDT Landfill Corp. 2851 Mound Road Joliet, Ill. 60436 815-741-0736
Will Elwood	Laraway Recycling and Disposal Facility 197 045 0002	Waste Management of Illinois Inc. 2 Westbrook Corporate Center, Suite 1000 Westchester, Ill. 60154 708-409-0700	Laraway Recycling and Disposal Facility 21101 W. Laraway Road Elwood, Ill. 60421 815-727-6148
Will Plainfield	Wheatland Prairie Recycling and Disposal Facility 197 820 0004	Waste Management of Illinois Inc. 2 Westbrook Corporate Center, Suite 1000 Westchester, Ill. 60154 708-409-0700	Waste Management of Illinois Inc. 25244 W. 111th St. Plainfield, Ill. 60564 630-904-1010
Williamson Herrin	Herrin Municipal Landfill 199 858 0001 (closed 10-8-94)	City of Herrin 300 N. Park Ave. Herrin, Ill. 62948 618-942-6166	City of Herrin 300 N. Park Ave. Herrin, Ill. 62948 618-942-6166
Winnebago Rockford	Winnebago Reclamation Service 201 808 0001	Winnebago Reclamation Service Inc. 8403 Lindenwood Road Rockford, Ill. 61109 815-874-4806	Winnebago Reclamation Service Inc. 8403 Lindenwood Road Rockford, Ill. 61109 815-874-4806

**Solid Waste Landfills
Ranked By
Wastes Received
1996**

Appendix C: Solid Waste Landfills Ranked by Wastes Received: 1996

	Municipality	County	Gate Cu. Yds.	Calculated Tons	Rank	Remarks	Page
Greene Valley Landfill	Naperville	DuPage	6,586,306	1,995,850	1	Closed 8-31-96	R2.16
Mallard Lake Landfill	Hanover Park	DuPage	4,520,040	1,369,709	2	Nearing closure	R2.22
Livingston Landfill	Pontiac	Livingston	2,855,962	865,443	3	Expn. granted 2-19-97	R4.12
Milam Recycling and Disposal Facility	East St. Louis	St. Clair	2,614,527	792,281	4	63% out-of-state waste	R6.10
Settler's Hill Recycling & Disposal Facility	Batavia	Kane	2,473,276	749,478	5		R2.25
Tazewell Recycling and Disposal Facility	East Peoria	Tazewell	2,196,815	665,702	6	Nearing closure	R3.15
Congress Development Co. Landfill	Hillside	Cook	1,682,700	509,909	7	Nearing closure	R2.13
Woodland Recycling & Disposal Facility	South Elgin	Kane	1,447,866	438,747	8	Nearing closure	R2.29
Countryside Landfill	Grayslake	Lake	1,328,669	402,627	9		R2.14
Five Oaks Recycling & Disposal Facility	Taylorville	Christian	1,210,315	366,762	10		R5.6
South Chain of Rocks RDF-Phase 2	Granite City	Madison	1,036,928	314,221	11	66% out-of-state waste	R6.13
Winnebago Reclamation Service	Rockford	Winnebago	998,640	302,618	12	Expn. granted 8-22-96	R1.18
Dixon/GROP Landfill #2	Dixon	Lee	897,793	272,059	13	Nearing closure	R1.8
Southern Illinois Regional Landfill	DeSoto	Jackson	845,462	256,201	14	64% out-of-state waste	R7.9
Peoria City/County Landfill #1	Edwards	Peoria	812,592	246,240	15	Closed 4-10-98	R3.10
CDT Landfill	Joliet	Will	764,000	231,515	16	Nearing closure	R2.10
Land & Lakes #3/Harbor View	Chicago	Cook	724,274	219,477	17		R2.19
Clinton Landfill Inc. #2	Clinton	DeWitt	709,100	214,879	18		R4.8
Cahokia Road Sanitary Landfill	Roxana	Madison	690,714	209,307	19		R6.7
Brickyard Disposal and Recycling	Danville	Vermilion	655,457	198,623	20		R4.7
Quad Cities Landfill	Milan	Rock Island	651,962	197,564	21	56% out-of-state waste	R3.13
Macon County Landfill	Decatur	Macon	651,900	197,545	22	Expn. granted 6-1-98	R4.14
RCS Inc. Landfill	Jerseyville	Jersey	635,072	192,446	23	67% out-of-state waste	R5.9
Upper Rock Island County Landfill	East Moline	Rock Island	621,817	188,429	24		R3.16
CID Recycling and Disposal Facility #3	Calumet City	Cook	549,000	166,364	25	Nearing closure	R2.11
Beecher Development Co. Landfill	Beecher	Will	539,395	163,453	26	Closed 7-18-96	R2.9
Envirotech Landfill	Morris	Grundy	506,463	153,474	27	Expn. granted 11-26-97	R2.15
Streator Area Landfill #3	Streator	Livingston	479,017	145,157	28		R4.15
BFI Modern Landfill	Belleville	St. Clair	477,061	144,564	29	Closed 9-18-97	R6.6
Watts Landfill	Taylor Ridge	Rock Island	466,918	141,490	30	Permit revoked 2-5-98	R3.18
Prairie Hill Recycling & Disposal Facility	Morrison	Whiteside	431,263	130,686	31	Opened 8-26-96	R1.15
Kankakee Recycling & Disposal Facility	Chebanse	Kankakee	397,162	120,352	32		R2.17
Wayne County Landfill	Fairfield	Wayne	348,345	105,559	33	Expn. granted 8-8-96	R7.10
Wheatland Prairie Recyc. & Disp. Facility	Plainfield	Will	326,898	99,060	34	Reopened in June '96	R2.26
Envirofil of Illinois Landfill	Macomb	McDonough	325,806	98,729	35		R3.6
Litchfield-Hillsboro Landfill	Litchfield	Montgomery	316,000	95,758	36		R5.7
Coles County Landfill	Charleston	Coles	311,167	94,293	37	Nearing closure	R4.9
Morris Community Landfill-Parcels A & B	Morris	Grundy	297,988	90,299	38	Expn. under review	R2.23
Saline County Landfill	Harrisburg	Saline	292,216	88,550	39		R7.8
Pike County Landfill	Baylis	Pike	290,771	88,112	40		R5.8
River Bend Prairie Landfill	Dolton	Cook	279,114	84,580	41	Expn. under review	R2.24
DeKalb County Landfill	DeKalb	DeKalb	241,659	73,230	42		R1.7
Winthrop Harbor/BFI #1-Phase B	Zion	Lake	231,379	70,115	43	Closed 7-19-96	R2.28
Rochelle Municipal Landfill #2	Creston	Ogle	225,700	68,394	44		R1.16
Illinois Landfill	Hoopeston	Vermilion	175,763	53,262	45	Expn. granted 2-4-98	R4.10
Knox County Landfill #3	Wataga	Knox	164,132	49,737	46		R3.8
States Land Improvement #2	Ottawa	LaSalle	156,292	47,361	47	Closed 9-18-97	R1.17
Pekin Landfill	Pekin	Tazewell	149,588	45,330	48	Nearing closure	R3.9
Laraway Recycling and Disposal Facility	Elwood	Will	133,861	40,564	49	50% out-of-state waste	R2.21
Freeport Municipal Landfill #4	Freeport	Stephenson	126,245	38,256	50	Nearing closure	R1.9
Landfill 33	Effingham	Effingham	104,688	31,727	51		R4.11
Spoon Ridge Landfill	Fairview	Fulton	88,923	26,946	52	Inactive 6-30-98	R3.14

Appendix C: Solid Waste Landfills Ranked by Wastes Received: 1996

	Municipality	County	Gate Cu. Yds.	Calculated Tons	Rank	Remarks	Page
Peoria Disposal Co. #1	Peoria	Peoria	71,279	21,600	53	Hazardous wastes only	R3.12
Salem Municipal Landfill #2	Salem	Marion	7,763	2,352	54	Expn. granted 6-2-97	R6.12
Henry County Landfill #2	Atkinson	Henry	6,088	1,845	55	Inactive since 6-16-97	R3.7
American Disposal Service of Bloomington	Bloomington	McLean	2,500	758	56	Formerly Sexton/McLean Co. LF	R4.6
Western Lion	Charleston	Coles	1,575	477	57	Closed 1-20-96	R4.16
Totals			46,134,206	13,980,000			
Averages			809,372	245,265			

**Solid Waste Landfills
Ranked By
Remaining Capacities
Jan. 1, 1997**

Appendix D: Solid Waste Landfills Ranked By Remaining Capacities: Jan. 1, 1997

	Municipality	County	Gate Cu. Yds.	Calculated Tons	Rank	Remarks	Page
Prairie Hill Recycling & Disposal Facility	Morrison	Whiteside	50,538,000	15,315,000	1	Opened 8-26-96	R1.15
Five Oaks Recycling & Disposal Facility	Taylorville	Christian	36,851,000	11,167,000	2		R5.6
Countryside Landfill	Grayslake	Lake	36,177,000	10,963,000	3		R2.14
Milam Recycling and Disposal Facility	East St. Louis	St. Clair	28,322,000	8,582,000	4		R6.10
Brickyard Disposal and Recycling	Danville	Vermilion	24,345,000	7,377,000	5		R4.7
Upper Rock Island County Landfill	East Moline	Rock Island	17,945,000	5,438,000	6		R3.16
Spoon Ridge Landfill	Fairview	Fulton	16,536,000	5,011,000	7	Inactive 6-30-98	R3.14
Quad Cities Landfill	Milan	Rock Island	16,112,000	4,882,000	8		R3.13
Cahokia Road Sanitary Landfill	Roxana	Madison	13,933,000	4,222,000	9		R6.7
Settler's Hill Recycling & Disposal Facility	Batavia	Kane	13,162,000	3,988,000	10		R2.25
Sangamon Valley Landfill	Springfield	Sangamon	11,542,000	3,498,000	11	Inactive 2-27-95	R5.10
Winnebago Reclamation Service	Rockford	Winnebago	10,037,000	3,042,000	12	Expn. granted 8-22-96	R1.18
Pike County Landfill	Baylis	Pike	9,147,000	2,772,000	13		R5.8
Clinton Landfill Inc. #2	Clinton	DeWitt	9,134,000	2,768,000	14		R4.8
Wayne County Landfill	Fairfield	Wayne	9,004,000	2,728,000	15	Expn. granted 8-8-96	R7.10
D & L Landfill	Greenville	Bond	9,002,000	2,728,000	16	Inactive in 1995-1996	R6.9
Litchfield-Hillsboro Landfill	Litchfield	Montgomery	6,727,000	2,038,000	17		R5.7
Southern Illinois Regional Landfill	DeSoto	Jackson	6,588,000	1,996,000	18	New area under const.	R7.9
Tazewell Recycling and Disposal Facility	East Peoria	Tazewell	6,518,000	1,975,000	19	Nearing closure	R3.15
Mallard Lake Landfill	Hanover Park	DuPage	6,075,000	1,841,000	20	Nearing closure	R2.22
South Chain of Rocks RDF-Phase 2	Granite City	Madison	5,061,000	1,534,000	21		R6.13
Land & Lakes #3/Harbor View	Chicago	Cook	4,979,000	1,509,000	22		R2.19
Woodland Recycling & Disposal Facility	South Elgin	Kane	4,741,000	1,437,000	23	Nearing closure	R2.29
Macon County Landfill	Decatur	Macon	4,518,000	1,369,000	24	Expn. granted 6-1-98	R4.14
RCS Inc. Landfill	Jerseyville	Jersey	3,902,000	1,182,000	25		R5.9
Livingston Landfill	Pontiac	Livingston	3,865,000	1,171,000	26	Expn. granted 2-19-97	R4.12
Kankakee Recycling & Disposal Facility	Chebanse	Kankakee	3,454,000	1,047,000	27		R2.17
DeKalb County Landfill	DeKalb	DeKalb	3,448,000	1,045,000	28		R1.7
Coles County Landfill	Charleston	Coles	2,966,000	899,000	29	Nearing closure	R4.9
Knox County Landfill #3	Wataga	Knox	2,878,000	872,000	30		R3.8
Streator Area Landfill #3	Streator	Livingston	2,768,000	839,000	31		R4.15
Congress Development Co. Landfill	Hillside	Cook	2,752,000	834,000	32	Nearing closure	R2.13
Rochelle Municipal Landfill #2	Creston	Ogle	2,615,000	792,000	33		R1.16
Wheatland Prairie Recyc. & Disp. Facility	Plainfield	Will	2,469,000	748,000	34	Reopened in June '96	R2.26
Dixon/GROP Landfill #2	Dixon	Lee	1,794,000	544,000	35	Nearing closure	R1.8
Morris Community Landfill-Parcels A & B	Morris	Grundy	1,775,000	538,000	36	Expn. under review	R2.23
Beecher Development Co. Landfill	Beecher	Will	1,728,000	524,000	37	Closed 7-18-96	R2.9
CID Recycling and Disposal Facility #3	Calumet City	Cook	1,675,000	508,000	38	Nearing closure	R2.11
Landfill 33	Effingham	Effingham	1,669,000	506,000	39		R4.11
American Disposal Service of Bloomington	Bloomington	McLean	1,654,000	501,000	40	Formerly Sexton/McLean Co. LF	R4.6
Peoria Disposal Co. #1	Peoria	Peoria	1,499,000	454,000	41	In-place cu. yds.	R3.12
Watts Landfill	Taylor Ridge	Rock Island	1,430,000	433,000	42	Permit revoked 2-5-98	R3.18
Envirofil of Illinois Landfill	Macomb	McDonough	1,378,000	418,000	43		R3.6
Saline County Landfill	Harrisburg	Saline	1,348,000	408,000	44		R7.8
CID Recycling and Disposal Facility #4	Calumet City	Cook	1,209,000	366,000	45	Inactive	R2.12
Henry County Landfill #2	Atkinson	Henry	1,142,000	346,000	46	Inactive since 6-16-97	R3.7
CDT Landfill	Joliet	Will	1,080,000	327,000	47	Nearing closure	R2.10
Laraway Recycling and Disposal Facility	Elwood	Will	962,000	292,000	48		R2.21
Envirotech Landfill	Morris	Grundy	776,000	235,000	49	Expn. granted 11-26-97	R2.15
Peoria City/County Landfill #1	Edwards	Peoria	725,000	220,000	50	Closed 4-10-98	R3.10
BFI Modern Landfill	Belleville	St. Clair	547,000	166,000	51	Closed 9-18-97	R6.6
Illinois Landfill	Hoopeston	Vermilion	416,000	126,000	52	Expn. granted 2-4-98	R4.10

Appendix D: Solid Waste Landfills Ranked by Remaining Capacities: Jan. 1, 1997

	Municipality	County	Gate Cu. Yds.	Calculated Tons	Rank	Remarks	Page
River Bend Prairie Landfill	Dolton	Cook	317,000	96,000	53	Expn. under review	R2.24
Pekin Landfill	Pekin	Tazewell	273,000	83,000	54	Nearing closure	R3.9
Freeport Municipal Landfill #4	Freeport	Stephenson	246,000	75,000	55	Nearing closure	R1.9
States Land Improvement #2	Ottawa	LaSalle	145,000	44,000	56	Closed 9-18-97	R1.17
Salem Municipal Landfill #2	Salem	Marion	9,000	3,000	57	Expn. granted 6-2-97	R6.12
Totals			411,908,000	124,822,000			
Averages			7,226,000	2,190,000			

**Solid Waste
Transfer Station
Owners and Operators
Alphabetic by Facility**

Appendix E: Solid Waste Transfer Station Owners and Operators

	Municipality	Owner	Operator	Status	Page
American Disposal Services TS	Bloomington	American Disposal Services of Illinois	American Disposal Services of Illinois	A	R4.17
American Wood Recycling TS	Hoffman Estates	American Wood Recycling Inc.	American Wood Recycling Inc.	A	R2.31
Apollo Disposal Service TS	Kankakee	Apollo Disposal Service Inc. ¹	Apollo Disposal Service Inc.	N	R2.32
Arc Disposal Co. Transfer Station	Mount Prospect	Arc Disposal Co. Inc.	Arc Disposal Co. Inc.	A	R2.33
Area Disposal Transfer Station	Lincoln	Peoria Disposal Co.	Area Disposal	A	R5.11
Banner-Western Trans. & Recycling	Rockdale	Waste Management of Illinois Inc.	Waste Management of Illinois Inc.	A	R2.34
Best Lawns Transfer Station	Streamwood	West Suburban Bank Trust #8822	Best Lawns Inc.	A	R2.35
BFI-Evanston Transfer Station	Evanston	BFI Waste Systems of North America ²	BFI Waste Systems of North America	A	R2.36
BFI-Northbrook Transfer Station	Northbrook	BFI Waste Systems of North America ²	BFI Waste Systems of North America	A	R2.37
BFI Waste Systems of North America	Chicago	BFI Waste Systems of North America ²	BFI Waste Systems of North America	A	R2.38
Bloomington Bulk Transfer Station	Bloomington	City of Bloomington	City of Bloomington	N	R4.18
CDT Trans. Mat'l Recovery Facility	Joliet	CDT Trans. Mat'l Recovery Facility	CDT Trans. Mat'l Recovery Facility	A	R2.39
Chicago Disposal Transfer Stn.	Chicago	South Chicago Bank Trust #112384	Chicago Disposal Inc.	A	R2.40
CID Mat'l. Recovery & Recycling	Chicago	Waste Management of Illinois Inc.	CID Mat'l Recovery & Recycling Facility	A	R2.41
Citiwaste Transfer Station	Joliet	Citiwaste Inc. ¹	Citiwaste Inc. ¹	A	R2.42
City Transfer Systems TS	Chicago	American Disp. Transfer Serv. of Ill. Inc.	American Disp. Transfer Serv. of Ill. Inc.	A	R2.43
D & D Disposal Services TS	Chicago	D & D Disposal Services Inc.	Illinois Recycling Service/Loop Trans.	A	R2.44
D & L Transfer Station	Greenville	D & L Disposal LLC	D & L Disposal LLC	A	R6.14
DuPage Yard Waste Transfer Stn.	West Chicago	Bill Brown Enterprises	Bill Brown Enterprises	A	R2.45
Great Lakes Disposal Trans. Stn.	Blue Island	First National Bank Trust	Great Lakes Disposal Inc.	A	R2.46
Groen Waste Transfer Station	Blue Island	Illinois Development Corp.	Allied Waste Industries Inc.	A	R2.47
Groot Industries/Chicago TS	Chicago	Groot Industries Inc.	Groot Industries Inc.	A	R2.48
Groot Industries/McCook TS	McCook	Groot Industries Inc.	Groot Industries Inc.	A	R2.49
Herrin Solid Waste Transfer Stn.	Herrin	City of Herrin	Southern Illinois Transfer Stations Inc.	A	R7.11
Homewood Scavenger Service TS	East Hazel Crest	Homewood Scavenger Service Inc.	Homewood Scavenger Service Inc.	A	R2.50
Kewanee Solid Waste Trans. Stn.	Kewanee	City of Kewanee	City of Kewanee	A	R3.19
Frank F. Kucera Co. Transfer Stn.	Cicero	Frank F. Kucera Co.	Frank F. Kucera Co.	A	R2.51
Land Restoration Products TS	Lake Bluff	MBL Development	DK Recycling Systems Inc.	A	R2.52
Liberty Waste-McCook Trans. Stn.	McCook	EAC Systems Inc.	Liberty Waste Services	N	R2.53
Marion Transfer Station	Marion	City of Marion	Continental Waste Systems of Illinois ³	A	R7.12
MDI Environmental Systems TS	Lanark	Moring Disposal Inc.	MDI Environmental Systems	A	R1.19
Medill Mat'l. Recovery & Recycling	Chicago	Chicago Department of Environment	Waste Management of Illinois Inc.	A	R2.54
Mendota Solid Waste TS	Mendota	City of Mendota	Waste Management of Illinois Inc.	A	R1.20
Monmouth Municipal Trans. Stn.	Monmouth	City of Monmouth	City of Monmouth	A	R3.20
Monticello Transfer Station	Monticello	Monticello Fire Department	Monticello Fire Department	A	R4.19
Mr. K's Garden & Mat'l. Center TS	Park Ridge	Mr. K's Garden & Material Center	Mr. K's Garden & Material Center	A	R2.55
Mt. Vernon Transfer Station	Mt. Vernon	Continental Waste Industries of Illinois	Continental Waste Industries of Illinois ³	A	R7.13
National Recovery Transfer Stn.	Chicago	National Waste Services ¹	National Waste Services	A	R2.56
National/Speelman Transfer Stn.	Chicago	National Waste Services ¹	National Waste Services	A	R2.57
Northwest Mat'l. Recov. & Recyc.	Chicago	Chicago Department of Environment	Waste Management of Illinois Inc.	A	R2.58
Paris Transfer Transfer Station	Paris	City of Paris	Ingrum Waste Disposal	A	R4.20
Princeton Solid Waste Trans. Stn.	Princeton	City of Princeton	Princeton Solid Waste Management	A	R1.21
Randolph County Transfer Stn.	Sparta	Continental Waste Industries of Illinois	Continental Waste Industries of Illinois ³	A	R6.15
Ravenswood Disposal Service TS	Chicago	Ravenswood Disposal Service Inc.	Ravenswood Disposal Service Inc.	A	R2.59
Rolling Meadows Transfer Station	Rolling Meadows	City of Rolling Meadows	City of Rolling Meadows	A	R2.60
Savanna Solid Waste Trans. Stn.	Savanna	City of Savanna	City of Savanna	A	R1.22
Shelbyville Disposal Service TS	Shelbyville	Shelbyville Disposal Service Inc.	Shelbyville Disposal Service Inc.	A	R4.21
Shred-All Recycling Systems TS	Chicago	Shred-All Recycling Systems Inc.	Shred-All Recycling Systems Inc.	A	R2.61
Speedway Disposal & Recycling	Elburn	New Horizons Inc.	Speedway Disposal & Recycling	A	R2.62
Star Disposal Service TS	Park Forest	Homewood Scavenger Service Inc.	Homewood Scavenger Service Inc.	A	R2.63
Suburban Transfer Station	Crestwood	Illinois Recycling Systems	Illinois Recycling Systems	A	R2.64
TCD Services Transfer Station	Wilmington	Waste Management of Illinois Inc.	Waste Management of Illinois Inc.	A	R2.65
34th Street Mat'l Recov. & Recyc.	Chicago	Chicago Department of Environment	Waste Management of Illinois Inc.	A	R2.66
U Dump It Transfer Station	Pana	Roger Grubb	Roger Grubb	A	R5.12

Appendix E: Solid Waste Transfer Station Owner and Operators

	Municipality	Owner	Operator	Status	Page
United Disposal of Bradley TS	Bradley	Municipal Trust & Savings Trust #0799	United Disposal of Bradley Inc.	A	R2.67
USA Waste Services Chicago TS	Chicago	USA Waste Services of Illinois Inc.	USA Waste Services of Illinois Inc.	A	R2.68
Waste Management-Rockford TS	Roscoe	Waste Management of Wis. Inc.	Waste Management of Wis. Inc.	A	R1.23
Waste Mgt.-Metro/Chicago TS	Chicago	Waste Management of Illinois Inc.	Waste Management of Illinois Inc.	A	R2.69
Waste Mgt.-Metro/Stickney TS	Stickney	Waste Management of Illinois Inc.	Waste Management of Illinois Inc.	A	R2.70
Waste Mgt. Northwest-Wheeling TS	Wheeling	Waste Management of Illinois Inc.	Waste Management of Illinois Inc.	A	R2.71
Waste Management of Illinois TS	Springfield	Waste Management of Illinois Inc.	Waste Management of Illinois Inc.	A	R5.13
Waste Mgt.-South Suburbs Rec. Am.	Alsip	Waste Management of Illinois Inc.	Waste Management of Illinois Inc.	A	R2.72
Waste Transfer & Mat'l. Recovery	Champaign	University of Illinois	University of Illinois	A	R4.22
West Cook Transfer Station	Forest View	Foster Wheeler Midwest	Midwest Transfer Services Inc.	N	R2.73
Wheeling Township Transfer Stn.	Glenview	Solid Waste Agency of Northern Cook Co.	Groot Recycling & Disposal Inc.	A	R2.74
Whiteside County Landfill #2 TS	Morrison	Whiteside County	Waste Management of Illinois Inc.	C	R1.24

¹ A subsidiary of Allied Waste Industries Inc.
 ² A subsidiary of Browning-Ferris Industries Inc.
 ¹ A subsidiary of Republic Industries Inc.

Status Codes: A = Active C = Closed N = New

**Solid Waste
Transfer Stations
Owners and Operators
Alphabetic by County**

Appendix F: Solid Waste Transfer Station Owners and Operators

County Municipality	Facility Identification No.	Owner	Operator
Bond Greenville	D & L Transfer Station 005 005 0001	D & L Disposal LLC 900 Willard St., Box 405 Greenville, Ill. 62246 618-664-2819	D & L Disposal LLC 900 Willard St., Box 405 Greenville, Ill. 62246 618-664-2587
Bureau Princeton	Princeton Solid Waste Transfer Station 011 085 0012	City of Princeton 2 S. Main St. Princeton, Ill. 61356 815-875-1682	City of Princeton 2 S. Main St. Princeton, Ill. 61356 815-875-1682
Carroll Lanark	MDI Environmental Systems Transfer Station 015 010 0001	Moring Disposal Inc. 104 S. Ash St. Forreston, Ill. 61030 815-938-3602	MDI Environmental Systems Rural Route 1, Box 240A Lanark, Ill. 61046 815-493-6331
Carroll Savanna	Savanna Solid Waste Transfer Station 015 025 0005	City of Savanna 101 Main St. Savanna, Ill. 61704 815-273-2251	City of Savanna 101 Main St. Savanna, Ill. 61704 815-273-2251
Champaign Champaign	Waste Transfer and Material Recovery Facility 019 010 5219	University of Illinois Physical Plant Service Building 1501 S. Oak St. Champaign, Ill. 61820 217-333-2500	University of Illinois Waste Transfer and Material Recovery Facility 10 E. St. Mary's Road Champaign, Ill. 61820 217-333-2780
Christian Pana	U Dump It Transfer Station 021 810 0002	Roger Grubb Box 362 Pana, Ill. 62557 217-562-3796	Roger Grubb Box 362 Pana, Ill. 62557 217-562-3796
Cook Hoffman Estates	American Wood Recycling Trans. Station 031 449 0002	American Wood Recycling Inc. 1100 Brandt Drive Elgin, Ill. 60210 847-426-6354	American Wood Recycling Inc. 16077 Depot Place Prairie View, Ill. 60069 847-426-6354
Cook Mount Prospect	Arc Disposal Co. Transfer Station 031 600 0034	Arc Disposal Co. Inc. 2101 S. Busse Road Mount Prospect, Ill. 60056 847-981-0091	Arc Disposal Co. Inc. 2101 S. Busse Road Mount Prospect, Ill. 60056 847-981-0091
Cook Streamwood	Best Lawns Transfer Station 031 306 5042	West Suburban Bank Trust #8822 711 S. Westmore Ave. Lombard, Ill. 60148 630-916-1195	Best Lawns Inc. 1435 Yorkshire Drive Streamwood, Ill. 60107 630-213-7900
Cook Evanston	BFI-Evanston Transfer Station 031 081 0003	BFI Waste Systems of North America Inc. 1712 Church St. Evanston, Ill. 60201 847-328-5100	BFI Waste Systems of North America Inc. 1710 Lyons Evanston, Ill. 60201 847-328-5100
Cook Northbrook	BFI-Northbrook Transfer Station 031 207 3004	BFI Waste Systems of North America Inc. 2750 Shermer Road Northbrook, Ill. 60062 847-272-4145	BFI Waste Systems of North America Inc. 2750 Shermer Road Northbrook, Ill. 60062 847-272-4145
Cook Chicago	BFI-Waste Systems of North America 031 628 0008	BFI Waste Systems of North America Inc. 1220 W. Carroll Ave. Chicago, Ill. 60607 312-829-5714	BFI Waste Systems of North America Inc. 1220 W. Carroll Ave. Chicago, Ill. 60607 312-829-5714
Cook Chicago	Chicago Disposal Transfer Station 031 646 5002	South Chicago Bank Trust #112384 11834 S. Ewing Ave. Chicago, Ill. 60607 773-978-7800	Chicago Disposal Inc. 11834 S. Ewing Ave. Chicago, Ill. 60607 773-978-7800

Appendix F: Solid Waste Transfer Station Owners and Operators

County Municipality	Facility Identification No.	Owner	Operator
Cook Chicago	CID Material Recovery and Recycling Center 031 039 5011	Waste Management of Illinois Inc. 2 Westbrook Corporate Center, Suite 1000 Westchester, Ill. 60154 708-409-0700	CID Material Recovery & Recycling Facility 13707 S. Jeffrey Ave. Chicago, Ill. 60633 773-646-7611
Cook Chicago	City Transfer Systems 031 631 0003	American Disposal Transfer Services of Ill. Inc. 745 McClintock Drive, Suite 230 Burr Ridge, Ill. 60521 630-655-1105	American Disposal Transfer Services of Ill. Inc. 2464 S. Laflin St. Chicago, Ill. 60608 312-243-7771
Cook Chicago	D & D Disposal Services Transfer Station 031 631 0014	D & D Disposal Services Inc. 2401 S. Laflin St. Chicago, Ill. 60608 312-942-0042	Illinois Recycling Service Inc./Loop Transfer 2401 S. Laflin St. Chicago, Ill. 60602 312-942-0042
Cook Blue Island	Great Lakes Disposal Transfer Station 031 024 0023	First National Bank Trust 3101 W. 95th St. Evergreen Park, Ill. 60642 708-422-6700	Great Lakes Disposal Inc. 13564 S. Western Ave. Blue Island, Ill. 60406 708-388-9999
Cook Blue Island	Groen Waste Transfer Station 031 024 0006	Illinois Development Corp. 137 E. 154th St. South Holland, Ill. 60473 708-385-7232	Allied Waste Industries Inc. 3100 W. Wireton Road Blue Island, Ill. 60406 708-385-8252
Cook Chicago	Groot Industries/Chicago Transfer Station 031 676 0001	Groot Industries Inc. 1759 Elmhurst Road Elk Grove Village, Ill. 60007 773-242-1977	Groot Industries Inc. 1759 Elmhurst Road Elk Grove Village, Ill. 60007 773-242-1977
Cook McCook	Groot Industries/McCook Transfer Station 031 174 0016	Groot Industries Inc. 450 E. Las Olas Blvd. Elk Grove Village, Ill. 60007 773-242-1977	Groot Industries Inc. 8475 W. 53rd St. McCook, Ill. 60525 708-485-0900
Cook East Hazel Crest	Homewood Scavenger Service Transfer Station 031 075 0002	Homewood Scavenger Service Inc. 17415 S. Ashland Ave. East Hazel Crest, Ill. 60429 630-798-1004	Homewood Scavenger Service Inc. 17415 S. Ashland Ave. East Hazel Crest, Ill. 60429 630-798-1004
Cook Cicero	Frank F. Kucera Co. Transfer Station 031 051 0004	Frank F. Kucera Co. 1800 S. Laramie Cicero, Ill. 60804 708-652-0025	Frank F. Kucera Co. 1800 S. Laramie Cicero, Ill. 60804 708-652-0025
Cook McCook	Liberty Waste-McCook Transfer Station 031 174 5027	EAC Systems Inc. 79 N. Pearl St. Albany, N.Y. 12207 518-434-1227	Liberty Waste Services 5100 S. Lawndale Ave. McCook, Ill. 60501 708-728-0331
Cook Chicago	Medill Material Recovery and Recycling Facility 031 607 5074	Chicago Department of Environment 30 N. LaSalle St., 25th Floor Chicago, Ill. 60602 312-744-5711	Waste Management of Illinois Inc. 2 Westbrook Corporate Center, Suite 1000 Westchester, Ill. 60154 708-409-0700
Cook Park Ridge	Mr. K's Garden & Material Center Transfer Station 031 246 0019	Mr. K's Garden & Material Center 1440 W. Higgins Road Park Ridge, Ill. 60068 847-692-2118	Mr. K's Garden & Material Center 1440 W. Higgins Road Park Ridge, Ill. 60068 847-692-2118
Cook Chicago	National Recovery Transfer Station 031 628 0012	National Waste Services Inc. 2806 S. Damen Ave. Chicago, Ill. 60608 773-579-3600	National Waste Services Inc. 2806 S. Damen Ave. Chicago, Ill. 60608 773-579-3600

Appendix F: Solid Waste Transfer Station Owners and Operators

County Municipality	Facility Identification No.	Owner	Operator
Cook Chicago	National/Speedman Transfer Station 031 627 0025	National Waste Services Inc. 5817 W. Ogden Ave. Chicago, Ill. 60650 773-579-3600	National Waste Services Inc. 364 N. Green St. Chicago, Ill. 60612 312-226-0092
Cook Chicago	Northwest Mat'l. Recovery and Recycling Facility 031 626 5018	Chicago Department of Environment 30 N. LaSalle St., 25th Floor Chicago, Ill. 60602 312-744-5711	Waste Management of Illinois Inc. 2 Westbrook Corporate Center, Suite 1000 Westchester, Ill. 60154 708-409-0700
Cook Chicago	Ravenswood Disposal Service Transfer Station 031 627 0011	Ravenswood Disposal Service Inc. 221 N. Washtenaw Chicago, Ill. 60612 773-761-7706	Ravenswood Disposal Service Inc. 200 N. Talman Ave. Chicago, Ill. 60612 773-761-7706
Cook Rolling Meadows	Rolling Meadows Transfer Station 031 273 0009	City of Rolling Meadows 3900 Berdnick St. Rolling Meadows, Ill. 60008 847-963-0500	City of Rolling Meadows 3900 Berdnick St. Rolling Meadows, Ill. 60008 847-963-0500
Cook Chicago	Shred-All Recycling Systems Transfer Station 031 661 0042	Shred-All Recycling Systems Inc. 1231 W. 42nd. St. Chicago, Ill. 60609 773-523-6900	Shred-All Recycling Systems Inc. 1231 W. 42nd. St. Chicago, Ill. 60609 773-523-6900
Cook Park Forest	Star Disposal Service Transfer Station 031 474 0001	Homewood Scavenger Service Inc. 17415 S. Ashland Ave. East Hazel Crest, Ill. 60429 708-798-1004	Homewood Scavenger Service Inc. 17415 S. Ashland Ave. East Hazel Crest, Ill. 60429 708-798-1004
Cook Crestwood	Suburban Transfer Station 031 060 0001	Illinois Recycling Services 13740 S. Kostner Crestwood, Ill. 60445 708-389-6312	Illinois Recycling Services 4330 W. 137th Place Crestwood, Ill. 60445 708-389-6389
Cook Chicago	34th Street Mat'l Recovery and Recycling Facility 031 630 0004	Chicago Department of Environment 30 N. LaSalle St., 25th Floor Chicago, Ill. 60602 312-744-5711	Waste Management of Illinois Inc. 3757 W. 34th St. Chicago, Ill. 60623 773-843-3345
Cook Chicago	USA Waste Services Chicago Transfer Station 031 668 0003	USA Waste Services of Illinois Inc. 13740 S. Kostner Crestwood, Ill. 60445 708-389-6312	USA Waste Services of Illinois Inc. 16 W. 64th St. Chicago, Ill. 60621 773-994-6031
Cook Chicago	Waste Mgt.-Metro/ Chicago Transfer Station 031 600 0052	Waste Management of Illinois Inc. 2 Westbrook Corporate Center, Suite 1000 Westchester, Ill. 60154 708-409-0700	Waste Management of Illinois Inc. 1500 N. Hooker St. Chicago, Ill. 60651 312-994-6031
Cook Stickney	Waste Mgt.-Metro/ Stickney Transfer Station 031 300 0001	Waste Management of Illinois Inc. 2 Westbrook Corporate Center, Suite 1000 Westchester, Ill. 60154 708-409-0700	Waste Management of Illinois Inc. 3815 S. Laramie Stickney, Ill. 60650 708-656-5350
Cook Wheeling	Waste Mgt. Northwest-Wheeling Transfer Station 031 324 0004	Waste Management of Illinois Inc. 2 Westbrook Corporate Center, Suite 1000 Westchester, Ill. 60154 708-409-0700	Waste Management of Illinois Inc. 350 Sumac Road Wheeling, Ill. 60090 847-520-7200
Cook Alsip	Waste Mgt.-South Suburbs/Recycle America 031 336 0003	Waste Management of Illinois Inc. 2 Westbrook Corporate Center, Suite 1000 Westchester, Ill. 60154 708-409-0700	Waste Management of Illinois Inc. 11549 S. Austin Alsip, Ill. 60482 708-422-2225

Appendix F: Solid Waste Transfer Station Owners and Operators

County Municipality	Facility Identification No.	Owner	Operator
Cook Forest View	West Cook Transfer Station 031 093 0005	Foster Wheeler Midwest Perryville Corporate Park Clinton, N.J. 08809 618-656-6912	Midwest Transfer Services Inc. Box 49 Mokena, Ill. 60448 708-458-0521
Cook Glenview	Wheeling Township Transfer Station 031 063 0059	Solid Waste Agency of Northern Cook Co. 1616 E. Golf Road Des Plaines, Ill. 60016 847-296-9200	Groot Recycling & Disposal Inc. 1151 Des Plaines River Road Glenview, Ill. 60025 773-242-1977
DuPage West Chicago	DuPage Yard Waste Transfer Station 043 090 5794	Bill Brown Enterprises 2 N. 035 Indian Knoll Road West Chicago, Ill. 60185 630-876-8900	Bill Brown Enterprises 1195 W. Washington St. West Chicago, Ill. 60185 630-876-8900
Edgar Paris	Paris Transfer Station 045 808 0003	City of Paris City Building Paris, Ill. 61944 217-465-7601	Ingrum Waste Disposal 1708 S. Main St. Paris, Ill. 61944 217-465-3335
Henry Kewanee	Kewanee Solid Waste Transfer Station 073 065 0023	City of Kewanee 200 W. Third St. Kewanee, Ill. 61443 309-852-2611	City of Kewanee 200 W. Third St. Kewanee, Ill. 61443 309-852-5286
Jefferson Mt. Vernon	Mt. Vernon Transfer Station 081 810 0011	Continental Waste Industries of Illinois Inc. 1540 Landfill Road, Rural Route 1, Box 750 DeSoto, Ill. 62924 618-867-2356	Continental Waste Industries of Illinois Inc. 1540 Landfill Road, Rural Route 1, Box 750 DeSoto, Ill. 62924 618-867-2356
Kane Geneva	Speedway Disposal & Recycling 089 803 0004	New Horizons Ltd. Box 461 Geneva, Ill. 60134 630-232-4377	Speedway Disposal & Recycling Box 461 Geneva, Ill. 60134 630-232-7070
Kankakee Momence	Apollo Disposal Service Transfer Station 091 065 0003	Apollo Disposal Service Inc. 701 Pine St. Momence, Ill. 60954 815-482-3332	Apollo Disposal Service Inc. 701 Pine St. Momence, Ill. 60954 815-482-3332
Kankakee Bradley	United Disposal of Bradley Transfer Station 091 020 0013	Municipal Trust & Savings Bank Trust #0799 Box 146 Bourbonnais, Ill. 60914 815-226-9803	United Disposal of Bradley Inc. 1000 E. Liberty Bradley, Ill. 60915 815-993-0081
Lake Lake Bluff	Land Restoration Products Transfer Station 097 075 0013	MBL Development 1031 Ashley Road Lake Forest, Ill. 60045 847-634-9561	DK Recycling Systems Inc. 21 N. Skokie Highway, Suite 106 Lake Bluff, Ill. 60044 847-234-5499
LaSalle Mendota	Mendota Solid Waste Transfer Station 099 055 0013	City of Mendota 607 Eighth Ave. Mendota, Ill. 61342 815-539-7459	Waste Management of Illinois Inc. 2 Westbrook Corporate Center, Suite 1000 Westchester, Ill. 60154 708-409-0700
Logan Lincoln	Area Disposal Transfer Station 107 816 0001	Peoria Disposal Co. 4700 N. Sterling Ave. Peoria, Ill. 61615 309-688-0760	Area Disposal 3 Country Club Lincoln, Ill. 62656 217-735-5881 or 217-732-9869
McLean Bloomington	American Disposal Services of Bloomington 113 804 0002	American Disposal Services of Illinois Inc. 745 McClintock Drive, Suite 230 Burr Ridge, Ill. 60521 630-655-1105	American Disposal Services of Illinois Inc. Rural Route 3, Box 145 Bloomington, Ill. 61704 309-828-4214

Appendix F: Solid Waste Transfer Station Owners and Operators

County Municipality	Facility Identification No.	Owner	Operator
McLean Bloomington	Bloomington Bulk 113 020 0073	City of Bloomington, Public Services 109 E. Olive St. Bloomington, Ill. 61701 309-823-4220	City of Bloomington, Public Services 109 E. Olive St. Bloomington, Ill. 61701 309-823-4220
Piatt Monticello	Monticello Transfer Station 147 804 0003	City of Monticello 210 N. Hamilton Monticello, Ill. 61856 217-762-2583	City of Monticello 210 N. Hamilton Monticello, Ill. 61856 217-762-2583
Randolph Sparta	Randolph County Transfer Station 157 060 0020	Continental Waste Industries of Illinois Inc. 1540 Landfill Road, Rural Route 1, Box 750 DeSoto, Ill. 62924 618-867-2356	Randolph County Transfer Station 8384 Valley Steel Road Sparta, Ill. 62286 618-433-2030
Sangamon Springfield	Waste Mgt. of Illinois Transfer Station 167 120 0127	Waste Management of Illinois Inc. 2 Westbrook Corporate Center, Suite 1000 Westchester, Ill. 60154 708-409-0700	Waste Management of Illinois Inc. 3000 E. Ash St. Springfield, Ill. 62703 217-523-5497
Shelby Shelbyville	Shelbyville Disposal Service Transfer Station 173 817 0003	Shelbyville Disposal Service Inc. West Route 16, Box 143 Shelbyville, Ill. 62565 217-744-5625	Shelbyville Disposal Service Inc. West Route 16, Box 143 Shelbyville, Ill. 62565 217-744-5625
Warren Monmouth	Monmouth Municipal Transfer Station 187 808 0001	City of Monmouth 112 N. Main St. Monmouth, Ill. 61462 309-734-2141	City of Monmouth 836 186th Ave. Monmouth, Ill. 61462 309-734-2141
Whiteside Morrison	Whiteside County Landfill #2 Transfer Station 195 814 0003 (closed)	Whiteside County 18819 Lincoln Road Morrison, Ill. 61270 815-772-7308	Waste Management of Illinois Inc. 18525 Lincoln Road Morrison, Ill. 61270 815-772-7308
Will Rockdale	Banner-Western Transfer and Recycling Center 197 085 0012	Waste Management of Illinois Inc. 2 Westbrook Corporate Center, Suite 1000 Westchester, Ill. 60154 708-409-0700	Waste Management of Illinois Inc. 21 Moen Ave. Rockdale, Ill. 60434 815-725-4200
Will Joliet	CDT Transfer Material Recovery Facility 197 045 0096	CDT Transfer Material Recovery Facility 2851 Mound Road Joliet, Ill. 60436 815-741-0736	CDT Transfer Material Recovery Facility 2851 Mound Road Joliet, Ill. 60436 815-741-0736
Will Joliet	Citiwaste Transfer Station 197 809 3002	Citiwaste Inc. 808 S. Joliet St. Joliet, Ill. 60434 815-723-3200	Citiwaste Inc. 808 S. Joliet St. Joliet, Ill. 60434 815-723-3200
Will Wilmington	TCD Services Transfer Station 197 110 0003	Waste Management of Illinois Inc. 2 Westbrook Corporate Center, Suite 1000 Westchester, Ill. 60154 708-409-0700	Waste Management of Illinois Inc. 2 Westbrook Corporate Center, Suite 1000 Westchester, Ill. 60154 708-409-0700
Williamson Herrin	Herrin Solid Waste Transfer Station 199 040 0014	City of Herrin 300 N. Park Ave. Herrin, Ill. 62948 618-942-6166	Southern Illinois Transfer Stations Inc. 1400 S. Main St. Harrisburg, Ill. 62946 618-942-2279
Williamson Marion	Marion Transfer Station 199 856 0011	City of Marion 100 Tower Square Plaza Marion, Ill. 62959 618-997-2592	Continental Waste Industries of Illinois Inc. 1540 Landfill Road, Rural Route 1, Box 750 DeSoto, Ill. 62924 618-867-2356

Appendix F: Solid Waste Transfer Station Owners and Operators

County Municipality	Facility Identification No.	Owner	Operator
Winnebago Roscoe	Waste Mgt.-Rockford Transfer Station 201 040 0008	Waste Management of Wisconsin Inc. 2418 W. Badger Road Madison, Wis. 53713 608-278-2377	Waste Management of Wisconsin Inc. 13125 N. Second St. Roscoe, Ill. 61073 815-389-6180

**Landscape Waste
Compost Facility
Owners and Operators
Alphabetic by County**

Appendix G: Landscape Waste Compost Facility Owners and Operators

County Municipality	Facility Identification No.	Owner	Operator
Adams Quincy	Quincy Compost Facility 001 065 0038	Quincy Compost Facility 730 Main St., Suite 215 Quincy, Ill. 62301	Quincy Compost Facility 200 E. Lock & Dam Road Quincy, Ill. 62301
Bond Greenville	D & L Landfill 005 005 0007 (inactive 1996-97)	D & L Landfill Inc. Rural Route 3, Box 58 Greenville, Ill. 62246 618-664-2819	D & L Landfill Inc. Rural Route 3, Box 58 Greenville, Ill. 62246 618-664-2587
Champaign Urbana	Landscape Recycling Center 019 105 0019	City of Urbana, Public Works 706 S. Glover Urbana, Ill. 61801	Landscape Recycling Center 1210 E. University Urbana, Ill. 61801
Champaign Rantoul	Rantoul Yard Waste Composting Site 019 065 0006 (closed 9-20-96)	Village of Rantoul 333 S. Tanner St., Box 38 Rantoul, Ill. 61866	Rantoul Yard Waste Composting Site 1800 E. Township Road Rantoul, Ill. 61866
Coles Charleston	Coles County Landfill 029 805 0007	Allied Waste Industries Inc. West Illinois Route 316, Box 137 Charleston, Ill. 61920 217-345-7414	Allied Waste Industries Inc. West Illinois Route 316, Box 137 Charleston, Ill. 61920 217-345-7414
Cook Glencoe	Chicago Botanic Garden 031 099 0003	Cook County Forest Preserve District 500 Rawlings Rolling Meadows, Ill. 60008	Chicago Botanic Garden Box 400 Glencoe, Ill. 60022
Cook Hazel Crest	Hazel Crest Composting 031 117 0002	Village of Hazel Crest 3000 W. 170th Place Hazel Crest, Ill. 60429	Village of Hazel Crest 3000 W. 170th Place Hazel Crest, Ill. 60429
Cook Evanston	James Park Leaf Compost 031 081 0013	City of Evanston 2100 Ridge Ave. Evanston, Ill. 60201	City of Evanston 2100 Ridge Ave. Evanston, Ill. 60201
Cook Chicago	Land & Lakes #1 & #2 Landfill 031 600 0005	MCM Land Co. 123 N. Northwest Highway Park Ridge, Ill. 60068 847-825-5000	Land & Lakes Co. Box 778. Park Ridge, Ill. 60068 847-825-5000
Cook Winnetka	Winnetka Municipal Landfill 031 333 0001	Village of Winnetka 510 Green Bay Road Winnetka, Ill. 60093 847-501-6000	DK Recycling Systems Inc. 21 N. Skokie Highway Lake Bluff, Ill. 60044 847-234-5499
DeKalb DeKalb	DeKalb County Landfill 037 802 0001	Waste Management of Illinois Inc. 2 Westbrook Corporate Center, Suite 1000 Westchester, Ill. 60154 708-409-0700	Waste Management of Illinois Inc. 2 Westbrook Corporate Center, Suite 1000 Westchester, Ill. 60154 708-409-0700
Fulton Fairview	Spoon Ridge Landfill 057 808 0002 (inactive 1996-97)	BFI of Illinois Inc. Highway 97 North Fairview, Ill. 61432 309-778-2787	BFI of Illinois Inc. Highway 97 North Fairview, Ill. 61432 309-778-2787
Grundy Morris	Environtech Landfill 063 814 0002	Environtech Inc. 1800 N. Ashley Road Morris, Ill. 60540 815-942-1800	Environtech Inc. 1800 N. Ashley Road Morris, Ill. 60540 815-942-1800
Kane Elgin	Elgin Compost Facility 089 438 0047	City of Elgin 150 Dexter Court Elgin, Ill. 60120	City of Elgin 150 Dexter Court Elgin, Ill. 60120
Kendall Naperville	Scotts Composting 093 801 0005	Scotts/Hydroponex 23580 Bluff Road Channahon, Ill. 60410	O. M. Scott & Sons Co. 14310 Scottslawn Road Marysville, Ohio 43041 800-521-7473

Appendix G: Landscape Waste Compost Facility Owners and Operators

County Municipality	Facility Identification No.	Owner	Operator
Knox Wataga	Knox County Landfill Compost Site 095 060 0001	Knox County Landfill Department 519 McClure St. Galesburg, Ill. 61401 309-341-0901	Knox County Landfill Department 519 McClure St. Galesburg, Ill. 61401 309-375-6795
Lake Lake Bluff	DK-Lake Bluff 097 075 0012	DK-Lake Bluff 664 Rockland Road Lake Bluff, Ill. 60044	DK Recycling Systems Inc. 21 N. Skokie Highway Lake Bluff, Ill. 60044 847-234-5499
Lake Lake Bluff	Lake Bluff Municipal #2 Compost Facility 097 075 0002	Village of Lake Bluff 40 E. Center Ave. Lake Bluff, Ill. 60044	DK Recycling Systems Inc. 21 N. Skokie Highway Lake Bluff, Ill. 60044 847-234-5499
Lake Lake Bluff	Lake Forest Recycling and Compost Center 097 080 0005	City of Lake Forest 220 E. Deer Path Lake Forest, Ill. 60045	DK Recycling Systems Inc. 21 N. Skokie Highway Lake Bluff, Ill. 60044 847-234-5499
Lake Deerfield	Land & Lakes Yard Waste Reclamation 097 812 0004	Prairie Recreational Developments Inc. 143 N. Northwest Highway Park Ridge, Ill. 60048	Land & Lakes Yard Waste Reclamation Inc. Box 778 Park Ridge, Ill. 60048
Lake North Chicago	LDK Compost-North Chicago 097 125 0014	MBL Development 200 Industrial Drive Lincolnshire, Ill. 60069	DK Recycling Systems Inc. 21 N. Skokie Highway Lake Bluff, Ill. 60044 847-234-5499
Lake Grayslake	Meadowview Yard Waste Conversion 097 025 0008 (closed 1997)	Waste Management of Illinois Inc. 2 Westbrook Corporate Center, Suite 1000 Westchester, Ill. 60154 708-409-0700	Waste Management of Illinois Inc. 2 Westbrook Corporate Center, Suite 1000 Westchester, Ill. 601540 708-409-0700
Lake Mundelein	Mundelein Disposal Inc. 097 115 0001 (closed 1997)	Mundelein Disposal Inc. 20660 W. Indian Creek Road Mundelein, Ill. 60060	Mundelein Disposal Inc. 20660 W. Indian Creek Road Mundelein, Ill. 60060
LaSalle Peru	Peru Municipal Landfill #2 099 085 0002	City of Peru 1727 Fourth St. Peru, Ill. 61354 815-223-2962	City of Peru 1727 Fourth St. Peru, Ill. 61354 815-223-2962
LaSalle Ottawa	States Land Improvement LSW Processing 099 080 0040	States Land Improvement Corp. Box 520 Ottawa, Ill. 61350 815-434-1808	States Land Improvement Corp. Box 520 Ottawa, Ill. 61350 815-434-1808
Lee Dixon	Dixon/GROP Landfill #2 103 801 0002	City of Dixon 121 W. Second St. Dixon, Ill. 61021 815-288-1485	Allied Waste Industries of Illinois Inc. 1279 N. Bataan Road Dixon, Ill. 61021 815-288-4607
Macon Decatur	Macon County Composting Facility 115 015 0066	Macon County Composting Facility Bearsdale Road, Boling Springs Decatur, Ill. 62526	Barding & Spawr 965 S. Wyckles Road Decatur, Ill. 62522
Macon Decatur	Macon County Landfill 115 804 0008	Macon County Landfill Corp. Rural Route 8, Box 115, Hill Road Decatur, Ill. 62522 217-963-2976	Macon County Landfill Corp. Rural Route 8, Box 115, Hill Road Decatur, Ill. 62522 217-963-2976
Madison Edwardsville	Cahokia Road Compost Facility 119 025 0011	Laidlaw Waste Systems Inc. 500 Cahokia Road, Box 97 Edwardsville, Ill. 62025 618-656-6912	Laidlaw Waste Systems Inc. 500 Cahokia Road, Box 97 Edwardsville, Ill. 62025 618-656-6912

Appendix G: Landscape Waste Compost Facility Owners and Operators

County Municipality	Facility Identification No.	Owner	Operator
Madison Granite City	South Chain of Rocks RDF-Phase 2 119 801 0002	Waste Management of Illinois Inc. 2 Westbrook Corporate Center, Suite 1000 Westchester, Ill. 60154 708-409-0700	Waste Management of Illinois Inc. 3399 W. Chain of Rocks Road Granite City, Ill. 62040 618-797-0405
Marion Centralia	Centralia Landscape and Waste Recycling 121 802 0012	City of Centralia Public Works Department 222 S. Poplar St. Centralia, Ill. 62801	City of Centralia Public Works Department 222 S. Poplar St. Centralia, Ill. 62801
Marion Salem	Salem Municipal Landfill #2 121 813 0007	City of Salem, Public Works 101 S. Broadway Salem, Ill. 62881 618-548-2222	City of Salem, Public Works 101 S. Broadway Salem, Ill. 62881 618-548-2222
McHenry	Crystal Lake Composting 111 015 0034 Crystal Lake	City of Crystal Lake, Dept. of Public Works Box 597 Crystal Lake, Ill. 60014	City of Crystal Lake, Dept. of Public Works 100 W. Municipal Complex Crystal Lake, Ill. 60014
McHenry Antioch	Thelen Sand & Gravel 111 015 0034	Thelen Sand & Gravel 28955 Route 173-B Antioch, Ill. 60002	Thelen Sand & Gravel 28955 Route 173-B Antioch, Ill. 60002
McHenry Woodstock	Woodstock Yard Waste Collection Site 111 095 0010	City of Woodstock 121 W. Calhoun Woodstock, Ill. 60098	City of Woodstock 121 W. Calhoun Woodstock, Ill. 60098
Morgan Jacksonville	Jacksonville Municipal #3 137 802 0004 (closed 10-31-95)	City of Jacksonville 200 W. Douglas Ave. Jacksonville, Ill. 62650	Jacksonville Municipal #3 Rural Route 3 Jacksonville, Ill. 62650
Peoria Edwards	Peoria City/County Landfill #1 143 816 0002	City and county of Peoria 419 Fulton St. Peoria, Ill. 61612 309-494-8800	Peoria City/County Landfill Inc. 4700 N. Sterling Ave. Peoria, Ill. 61615 309-565-4281
Randolph Red Bud	Red Bud Composting Facility 157 045 0002	City of Red Bud, Superintendent 525 Power St. Red Bud, Ill. 62278	City of Red Bud, Superintendent 525 Power St. Red Bud, Ill. 62278
Rock Island Milan	Quad Cities Landfill 161 040 0007 (closed 4-1-97)	BFI Waste Systems of North America Inc. 13606 Knoxville Road Milan, Ill. 61264 309-787-2303	BFI Waste Systems of North America Inc. 13606 Knoxville Road Milan, Ill. 61264 309-787-2303
Rock Island East Moline	Upper Rock Island County Landfill 161 810 0014	Upper Rock Island County Landfill Inc. 17201 20th Ave. North East Moline, Ill. 61244 309-496-2396	Upper Rock Island County Landfill Inc. 17201 20th Ave. North East Moline, Ill. 61244 309-496-2396
Sangamon Springfield	Dirksen Parkway Compost Facility 167 120 0110	Dirksen Parkway Compost Facility Secretary of State, Physical Services Room 189, Howlett Building Springfield, Ill. 62756	Dirksen Parkway Compost Facility 2901 S. Dirksen Parkway Springfield, Ill. 62702
Sangamon Springfield	Sangamon One 167 120 0134	City of Springfield Room 100, Municipal Building Springfield, Ill 62701	City of Springfield Room 100, Municipal Building Springfield, Ill. 62701
St. Clair Belleville	BFI Modern Landfill 163 010 0022	BFI Waste Systems of North America Inc. 3521 Centreville Ave. Belleville, Ill. 62223 618-235-9625	BFI Waste Systems of North America Inc. 3521 Centreville Ave. Belleville, Ill. 62223 618-235-9625
St. Clair East St. Louis	Milam Recycling and Disposal Facility 163 045 0001	Waste Management of Illinois Inc. 2 Westbrook Corporate Center, Suite 1000 Westchester, Ill. 60154 708-409-0700	Waste Management of Illinois Inc. 601 Madison Road East St. Louis, Ill. 62201 618-271-6788

Appendix G: Landscape Waste Compost Facility Owners and Operators

County Municipality	Facility Identification No.	Owner	Operator
Stephenson Freeport	Freeport Municipal Landfill #4 177 020 0015	City of Freeport 230 W. Stephenson St. Freeport, Ill. 61032 815-235-8204	City of Freeport 230 W. Stephenson St. Freeport, Ill. 61032 815-235-8204
Tazewell Pekin	Pekin Composting Facility 179 060 0019	Pekin Composting Facility 14379 Illinois Route 29 Pekin, Ill. 61554	City of Pekin 400 Margaret St. Pekin, Ill. 61554
Vermilion Danville	Brickyard Disposal and Recycling 183 804 0029	Allied Waste Industries Inc. 601 E. Brickyard Road Danville, Ill. 61834 217-431-3242	City of Danville 17 W. Main Danville, Ill. 61832 217-431-3242
Wabash Mount Carmel	City of Mount Carmel 185 020 0017	City of Mount Carmel 219 Market St. Mount Carmel, Ill. 62863	City of Mount Carmel 219 Market St. Mount Carmel, Ill. 62863
Warren Monmouth	Monmouth Municipal Transfer Station 187 808 0001	City of Monmouth 112 N. Main St. Monmouth, Ill. 61462 309-734-2141	City of Monmouth 112 N. Main St. Monmouth, Ill. 61462 309-734-2141
Washington Nashville	Nashville Municipal Landfill 189 030 0009	City of Nashville 116 E. Court Nashville, Ill. 62263	City of Nashville 116 E. Court Nashville, Ill. 62263
White Norris City	A & M Composting 193 035 0001	A & M Composting Route 2, Box 321 Norris City, Ill. 62861	A & M Composting Route 2, Box 508 Omaha, Ill. 62871
Will Joliet	CDT Landfill 197 817 0005	CDT Landfill Corp. 2851 Mound Road Joliet, Ill. 60436 815-741-0736	CDT Landfill Corp. 2851 Mound Road Joliet, Ill. 60436 815-741-0736
Will Romeoville	Land & Lakes/Willow Ranch 197 803 0003	Land & Lakes/Willow Ranch 123 N. Northwest Highway Park Ridge, Ill. 60068	NBD Trust Co. of Illinois 1 S. Northwest Highway Park Ridge, Ill. 60068
Will Bolingbrook	Willow Ranch Composting Facility 197 010 0001	Land & Lakes Yard Waste Reclamation 123 N. Northwest Highway Park Ridge, Ill. 60068	Willow Ranch Composting Facility Rural Route 5 Bluff Road at Joliet Road Bolingbrook, Ill. 60439
Williamson Marion	Gordon & Price Inc. 199 055 0025 (closed 1996)	Gordon & Price Inc. 905 W. DeYoung St., Box 1652 Marion, Ill. 62959	Gordon & Price Inc. Rural Route 1 Marion, Ill. 62959
Williamson Carterville	New Earth 199 852 0006	New Earth Route 3, Box 6A Carterville, Ill. 62918	New Earth Route 3, Box 6A Carterville, Ill. 62918
Winnebago Rockford	Rockford Composting Facility 201 030 1128	City of Rockford 425 E. State St. Rockford, Ill. 61104	Laidlaw Waste Systems 4002 S. Main St. Rockford, Ill. 61102
Winnebago Rockford	South Meridian Composting 201 030 0109	North Rockford Investment Box 1171 Rockford, Ill. 61105	Meridian Compost Corp. 1800 S. Meridian Road Rockford, Ill. 61102

**Contact List For
Solid Waste
Management Plans
Alphabetic by County**

Appendix H: Contact List for Solid Waste Management Plans

County	Organization	Contact	Phone
Adams	Adams County Health Department	Leonard Schnellbecker	217-222-8440
Alexander	Alexander County Board	Joseph Thurston	618-734-2208
Bond	Bond County Health Department	Merri Cross	618-664-1442, Ext. 6
Boone	Boone County Government	Kenneth Terrinoni	815-547-4770
Brown	Two Rivers Regional Council of Public Officials	Martin King	217-224-8171, Ext. 313
Bureau	Bureau County Solid Waste Coordinator	Bob May	815-875-2077
Calhoun	Calhoun County Solid Waste Coordinator	Lester Sontag	618-576-2589
Carroll	JoDaviess-Carroll Solid Waste Agency	Paul Hartman	815-273-2251
Cass	Two Rivers Regional Council of Public Officials	Martin King	217-224-8171, Ext. 313
Champaign	Champaign County Administrator	Jacque White	217-384-3776
Christian	Christian County Solid Waste Management Department	Joe Stepping	217-287-2334
Clark	Coles County Regional Planning & Devel. Commission	Jeff Lahr	217-348-0521
Clay	Clay County Health Department	Jeffrey Workman	618-662-4406
Clinton	Clinton County Health Department	Ron Sanders	618-594-2723
Coles	Coles County Regional Planning & Devel. Commission	Jeff Lahr	217-348-0521
Cook	Cook County Department of Environmental Control	Myron Kulas	708-865-6165
Cook-Chicago	Chicago Department of Environment	Brian Loll	312-744-4018
Cook-SWANCC	Solid Waste Agency of Northern Cook County	C. Brooke Beal	847-296-9205
Cook-SSMMA	South Suburban Mayors and Managers Association	Karen Hoffschmidt	708-206-1155
Cook-WCCSWA	West Cook County Solid Waste Agency	Allen Bonini	708-450-0100, Ext. 241
Crawford	Ambraw Valley Solid Waste Management Agency	Richard Ralston	618-544-5027
Cumberland	Coles County Regional Planning & Devel. Commission	Jeff Lahr	217-348-0521
DeKalb	DeKalb County Health Department	Pete Adrian	815-748-2407
DeWitt	DeWitt County State's Attorney's Office	Leslie Petraitis	217-935-8391
Douglas	Douglas County Board	Dale Bateman	217-253-4254
DuPage	DuPage County Solid Waste Department	Kevin Dixon	630-682-7373
Edgar	Coles County Regional Planning & Devel. Commission	Jeff Lahr	217-348-0521
Edwards	Greater Wabash Regional Planning Commission	Theron Worlick	618-445-3612
Effingham	Effingham County Health Department	Marlena Meyer	217-342-9237
Fayette	Fayette County Health Department	David Hall	618-283-1044
Ford	Ford County Board	Bob Lindgren	217-386-2442
Franklin	Franklin County Solid Waste Coordinator	Keith Ward	618-439-4038 or 625-5208
Fulton	Fulton County Board	Brad Anderson	309-692-1530, Ext. 5530 or 789-6551
Gallatin	Egyptian Public & Mental Health Department	Danny January	618-273-3326
Greene	Greene-Macoupin Extension Unit	Rick Keim	217-942-6996
Grundy	Grundy County Administration Center	Bart Hagston	815-941-3214
Hamilton	Hamilton County Board	Robert Brockett	618-643-2721
Hancock	Hancock County Board	David Leffler	217-847-3605
Hardin	Hardin County Solid Waste Coordinator	Wayne Eichorn	618-289-4807
Henderson	Henderson County Solid Waste Department	John Carrier	309-867-2780
Henry	Henry County Orbital Recycling Program	Steve Magerkurth	309-944-8881
Iroquois	Iroquois County Administrative Center	Brian Martell	815-683-2905
Jackson	Jackson County Health Department	George Browning	618-684-3143, Ext. 138
Jasper	Jasper County Solid Waste Department	Richard Patterson	618-783-2915
Jefferson	Greater Egypt Regional Planning & Devel. Commission	Ike Kirkikis	618-549-3306
Jersey	Jersey County Solid Waste Coordinator	Alley Ringhausen	618-498-5571, Ext. 146
JoDaviess	JoDaviess-Carroll Solid Waste Agency	Paul Hartman	815-273-2251
Johnson	Johnson County Board	Max Ray	618-658-9691
Kane	Kane County Department of Environmental Mgt.	Tim Harbaugh	630-208-5118
Kankakee	Kankakee County Regional Planning Commission	Tom Palzer	815-937-2940
Kendall	Kendall County Solid Waste Coordinator	Bret Hall	630-553-4201
Knox	Knox County Landfill Department	Larry Larson	309-341-0901
Lake	Solid Waste Agency of Lake County	Andrew Quigley	847-336-9340

Appendix H: Contact List for Solid Waste Management Plans

County	Organization	Contact	Phone
LaSalle	LaSalle County Dept. of Env. Services and Land Use	Mike Harsted	815-434-8666
Lawrence	Lawrence County Clerk	Teri Linton	618-943-2346
Lee	Lee County Solid Waste Coordinator	Walter Willis	815-284-1164
Livingston	Livingston County Zoning Department	Chuck Schopp	815-844-7741
Logan	Logan County Solid Waste Coordinator	Kenny Schwab	217-732-4906
Macon	Macon County Solid Waste Management Department	Brady Wilson	217-425-4505
Macoupin	Macoupin County Solid Waste Coordinator	Richard Lounsbury	217-854-3717
Madison	Madison County Solid Waste Coordinator	Denise McCleery	618-692-6200, Ext. 4408
Marion	Marion County Board	Ralph Johnnie	618-548-3868
Marshall	North Central Illinois Council of Governments	Cyndie Phillippe	309-364-3133
Mason	Two Rivers Regional Council of Public Officials	Martin King	217-224-8171, Ext. 313
Massac	Massac County Commissioners	James Modglin	618-524-5213
McDonough	Western Illinois Regional Council	Chad Braatz	309-837-3941
McHenry	McHenry Co. Department of Planning and Development	Frank Dobbs	815-334-4576, Ext. 2040
McLean	McLean County Solid Waste Coordinator	Mark Dravillas	309-888-5081
Menard	Menard County Health Department	Keith Fisher	217-632-7864
Mercer	Western Illinois Regional Council	Chad Braatz	309-837-3941
Monroe	Monroe-Randolph Bi-County Health Department	Joan Bade	618-939-3871
Montgomery	Montgomery Co. Solid Waste Management & Econ. Devel.	Don Gregg	217-532-9577
Morgan	Morgan County Commissioners	Monte G. Hall	217-245-4619
Moultrie	Coles County Regional Planning & Devel. Commission	Jeff Lahr	217-348-0521
Ogle	Ogle County Health Department	Steve Rypkema	815-732-4020
Peoria	Peoria County Solid Waste Coordinator	John Dougherty	309-672-6932
Perry	Greater Egypt Regional Planning & Devel. Commission	Ike Kirkikis	618-549-3306
Piatt	Piatt County Board	Robert H. Scheffer	217-762-7009
Pike	Two Rivers Regional Council of Public Officials	Martin King	217-224-8171, Ext. 313
Pope	Pope County Commissioners	David Bramlet	618-683-8101
Pulaski	Pulaski County Board	Jerry P. Thurston	618-748-9360
Putnam	North Central Illinois Council of Governments	Cyndie Phillippe	309-364-3133
Randolph	Monroe-Randolph Bi-County Health Department	Tom Smith	618-826-5007, Ext. 120
Richland	Richland County Cooperative Extension Office	Paul Wirth	618-395-2191
Rock Island	Rock Island Waste Management Agency	Mark Mehall	309-788-8925
Saline	Egyptian Public & Mental Health Department	Danny January	618-273-3326
Sangamon	Sangamon County Department of Public Health	Susan Bond	217-535-3100
Schuyler	Two Rivers Regional Council of Public Officials	Martin King	217-224-8171, Ext. 313
Scott	Two Rivers Regional Council of Public Officials	Martin King	217-224-8171, Ext. 313
Shelby	Coles County Regional Planning & Devel. Commission	Jeff Lahr	217-348-0521
Stark	North Central Illinois Council of Governments	Cyndie Phillippe	309-364-3133
St. Clair	St. Clair County Health Department	Barbara Hohlt	618-233-7769
Stephenson	Stephenson County Highway Department	Chris Isbell	815-235-7497
Tazewell	Tazewell County Health Department	Ray Corey	309-925-5511
Union	Union County Commissioners	Jim Watkins	618-833-5711 or 833-8429
Vermilion	Vermilion County Health Department	Lynn Wolgamot	217-431-2662 Ext. 249
Wabash	Greater Wabash Regional Planning Commission	Theron Worlick	618-445-3612
Warren	Western Illinois Regional Council	Chad Braatz	309-837-3941
Washington	Washington County Solid Waste Committee	Larry Unberfehrt	618-493-7346
Wayne	Wayne County Health Department	Clark Griffith	618-842-5166
White	Egyptian Public & Mental Health Department	Danny January	618-273-3326
Whiteside	Whiteside County Public Works Department	Ed Powers	815-772-7869
Will	Will County Land Use Department	Dean Olson	815-727-8834
Williamson	Williamson County Solid Waste Coordinator	Frank McDannel	618-993-0162
Winnebago	Winnebago County Administrator	Steve Chapman	815-987-2590 or 987-3068
Woodford	Woodford County Zoning Department	Robert Weers	309/467-3023

**Adoption Dates
And Updates For
Solid Waste
Management Plans
Alphabetic by County**

Appendix I: Adoption Dates and Updates for Solid Waste Management Plans

County	Organization	Original Plan		Updated Plan	
		Adopted	Readopted	Completed	Due Date
Adams	Adams County Health Department	1-13-93	8-10-93		8-10-98
Alexander	Alexander County Board	4-20-94	9-20-94		9-20-99
Bond	Bond County Health Department	2-7-95	1-2-96		1-2-01
Boone	Boone County Government	2-23-95			2-23-00
Brown	Two Rivers Regional Council of Public Officials	2-14-95	9-11-95		9-11-00
Bureau	Bureau County Solid Waste Coordinator	6-13-95			6-13-00
Calhoun	Calhoun County Solid Waste Coordinator	6-6-96			6-6-01
Carroll	JoDaviess-Carroll Solid Waste Agency	2-16-95			2-16-00
Cass	Two Rivers Regional Council of Public Officials	2-27-95	9-11-95		9-11-00
Champaign	Champaign County Administrator	2-19-91		11-19-96	11-19-01
Christian	Christian County Solid Waste Management Department	7-12-94	10-11-94		10-11-99
Clark	Coles County Regional Planning & Devel. Commission	7-12-96			7-12-01
Clay	Clay County Health Department	7-9-96			7-9-01
Clinton	Clinton County Health Department	3-20-95	1-15-96		1-15-01
Coles	Coles County Regional Planning & Devel. Commission	7-9-96			7-9-01
Cook	Cook County Department of Environmental Control	5-7-95			5-7-01
Cook-Chicago	Chicago Department of Environment	3-25-92		12-1-97	12-1-02
Cook-SWANCC	Solid Waste Agency of Northern Cook County	5-2-91			NA
Cook-SSMMA	South Suburban Mayors and Managers Association	4-10-91			NA
Cook-WCCSWA	West Cook County Solid Waste Agency	6-18-92	9-17-92		NA
Crawford	Ambraw Valley Solid Waste Management Agency	1-13-95	10-13-95		10-13-00
Cumberland	Coles County Regional Planning & Devel. Commission	7-9-96			7-9-01
DeKalb	DeKalb County Health Department	4-15-95			4-15-00
DeWitt	DeWitt County State's Attorney's Office	1-12-95	9-14-95		9-14-00
Douglas	Douglas County Board	1-17-95	9-20-95		9-20-00
DuPage	DuPage County Solid Waste Department	2-26-91		11-12-96	11-12-01
Edgar	Coles County Regional Planning & Devel. Commission	7-17-96			7-17-01
Edwards	Greater Wabash Regional Planning Commission	6-3-96			6-3-01
Effingham	Effingham County Health Department	12-19-94			12-19-99
Fayette	Fayette County Health Department	12-13-94			12-13-99
Ford	Ford County Board	1-17-95	9-12-95		9-12-00
Franklin	Franklin County Solid Waste Coordinator	8-20-96			8-20-01
Fulton	Fulton County Board	7-9-96			7-9-01
Gallatin	Egyptian Public & Mental Health Department	7-13-95			7-13-00
Greene	Greene-Macoupin Extension Unit	6-12-96			6-12-01
Grundy	Grundy County Administration Center	11-10-92	6-15-93		6-15-98
Hamilton	Hamilton County Board	No plan adopted			
Hancock	Hancock County Board	7-17-91			7-17-96
Hardin	Hardin County Solid Waste Coordinator	4-20-94	9-6-94		9-6-99
Henderson	Henderson County Solid Waste Department	9-13-94			9-13-99
Henry	Henry County Orbital Recycling Program	10-13-92			10-13-97
Iroquois	Iroquois County Administrative Center	12-10-91		4-8-97	4-8-02
Jackson	Jackson County Health Department	8-14-96			8-14-01
Jasper	Jasper County Solid Waste Department	12-14-94			12-14-99
Jefferson	Greater Egypt Regional Planning & Devel. Commission	8-12-96			8-12-01
Jersey	Jersey County Solid Waste Coordinator	6-11-96			6-11-01
JoDaviess	JoDaviess-Carroll Solid Waste Agency	2-14-95			2-14-00
Johnson	Johnson County Board	4-20-94	9-9-94		9-9-99
Kane	Kane County Department of Environmental Mgt.	11-10-92		3-10-98	3-10-03
Kankakee	Kankakee County Regional Planning Commission	10-12-93	8-13-95		8-13-00
Kendall	Kendall County Solid Waste Coordinator	5-16-95			5-16-00
Knox	Knox County Landfill Department	6-19-96			6-19-01
Lake	Solid Waste Agency of Lake County	9-12-89	9-1-91	9-13-94	9-13-99

Appendix I: Adoption Dates and Updates for Solid Waste Management Plans

County	Organization	Original Plan		Updated Plan	
		Adopted	Readopted	Completed	Due Date
LaSalle	LaSalle County Dept. of Env. Services and Land Use	11-7-91		10-20-96	
Lawrence	Lawrence County Clerk	1-11-95	10-11-95		10-11-00
Lee	Lee County Solid Waste Coordinator	8-18-93	9-18-93		9-18-98
Livingston	Livingston County Zoning Department	11-8-94			11-8-99
Logan	Logan County Solid Waste Coordinator	1-17-95	9-19-95		9-19-00
Macon	Macon County Solid Waste Management Department	2-13-91		4-11-96	4-11-01
Macoupin	Macoupin County Solid Waste Coordinator	6-10-96			6-10-01
Madison	Madison County Solid Waste Coordinator	6-20-90	4-29-91	4-29-96	4-29-01
Marion	Marion County Board	12-13-94			12-13-99
Marshall	North Central Illinois Council of Governments	6-8-95			6-8-00
Mason	Two Rivers Regional Council of Public Officials	2-14-95	10-10-95		10-10-00
Massac	Massac County Commissioners	4-20-94	9-6-94		9-6-99
McDonough	Western Illinois Regional Council	2-14-95			2-14-00
McHenry	McHenry Co. Department of Planning and Development	8-20-91		11-21-97	11-21-02
McLean	McLean County Solid Waste Coordinator	10-15-91	10-20-92	12-16-97	12-16-02
Menard	Menard County Health Department	2-28-95			2-28-00
Mercer	Western Illinois Regional Council	2-15-95			2-15-00
Monroe	Monroe-Randolph Bi-County Health Department	6-20-90	4-29-91	4-29-96	4-29-01
Montgomery	Montgomery Co. Solid Waste Management & Econ. Devel.	6-11-96			6-11-01
Morgan	Morgan County Commissioners	2-14-95	9-25-95		9-25-00
Moultrie	Coles County Regional Planning & Devel. Commission	7-9-96			7-9-01
Ogle	Ogle County Health Department	11-17-92	6-15-93		6-15-98
Peoria	Peoria County Solid Waste Coordinator	5-13-91		4-9-96	4-9-01
Perry	Greater Egypt Regional Planning & Devel. Commission	8-27-96			8-27-01
Piatt	Piatt County Board	1-17-95	9-19-95		9-19-00
Pike	Two Rivers Regional Council of Public Officials	2-17-95	9-26-95		9-26-00
Pope	Pope County Commissioners	4-20-94	9-6-94		9-6-99
Pulaski	Pulaski County Board	4-20-94	9-6-94		9-6-99
Putnam	North Central Illinois Council of Governments	6-12-95			6-12-00
Randolph	Monroe-Randolph Bi-County Health Department	2-27-95	1-16-96		1-16-01
Richland	Richland County Cooperative Extension Office	1-10-95	10-10-95		10-10-00
Rock Island	Rock Island Waste Management Agency	2-20-91		1-23-96	1-23-01
Saline	Egyptian Public & Mental Health Department	7-20-95			7-20-00
Sangamon	Sangamon County Department of Public Health	2-5-91	7-9-91	8-13-96	8-13-01
Schuyler	Two Rivers Regional Council of Public Officials	2-13-95	9-11-95		9-11-00
Scott	Two Rivers Regional Council of Public Officials	2-6-95	9-18-95		9-18-00
Shelby	Coles County Regional Planning & Devel. Commission	7-10-96			7-10-01
Stark	North Central Illinois Council of Governments	6-13-95			6-13-00
St. Clair	St. Clair County Health Department	6-20-90	4-29-91	4-29-96	4-29-01
Stephenson	Stephenson County Highway Department	11-9-94			11-9-99
Tazewell	Tazewell County Health Department	3-27-91	8-28-91	8-28-96	8-28-01
Union	Union County Commissioners	4-20-94	9-7-94		9-7-99
Vermilion	Vermilion County Health Department	11-15-94			11-15-99
Wabash	Greater Wabash Regional Planning Commission	6-3-96			6-3-01
Warren	Western Illinois Regional Council	3-6-95			3-6-00
Washington	Washington County Solid Waste Committee	3-14-95	3-5-96		3-5-01
Wayne	Wayne County Health Department	6-13-96			6-3-01
White	Egyptian Public & Mental Health Department	7-19-95			7-19-00
Whiteside	Whiteside County Public Works Department	9-18-91		11-19-96	11-19-01
Will	Will County Land Use Department	1-17-91		1-17-96	1-17-01
Williamson	Williamson County Solid Waste Coordinator	8-29-96			8-29-01
Winnebago	Winnebago County Administrator	2-28-91		2-22-96	2-22-01
Woodford	Woodford County Zoning Department	7-12-94	11-14-95		11-14-00

Form 272: Report Documentation Page

REPORT DOCUMENTATION PAGE	1. REPORT NO. IEPA/BOL/98-000	2.	3. Recipient's Accession No.
4. Title and Subtitle Nonhazardous Solid Waste Management and Landfill Capacity in Illinois: 1996		5. Report Date August 1998	
7. Author(s)		6.	
9. Performing Organization Name and Address Illinois Environmental Protection Agency Bureau of Land 1021 North Grand Ave. East, Box 19276 Springfield, Ill. 62794-9276		8. Performing Organization Rept. No.	
		10. Project/Task/Work Unit No. IEPA/BOL/98-008	
		11. Contract (C) or Grant (G) No. (C) (G)	
12. Sponsoring Organization Name and Address Illinois Environmental Protection Agency Bureau of Land 1021 North Grand Ave. East, Box 19276 Springfield, Ill. 62794-9276		13. Type of Report & Period Covered Annual: 1996	
		14.	
15. Supplementary Notes			
16. Abstract (Limit 200 words) <p>This 10th annual report on municipal solid waste disposal and remaining landfill capacity is arranged by Illinois EPA administrative regions. Featured are specification pages describing the chief characteristics of 77 municipal solid waste landfills; their status (active, inactive, closed, under development); locations and hours of operation; tipping fees; quantities of wastes received in 1994, 1995 and 1996; remaining capacities on Jan. 1, 1996, and Jan. 1, 1997; solid waste management fees paid in 1996; names, addresses and phone numbers of landfill owners and operators. Quantities reported by landfills are given in gate cubic yards; as a convenience to the reader, those volumes are divided by 3.3 to provide rough equivalents in tons. The report also includes scaled-down specifications for 66 municipal solid waste transfer stations.</p> <p>During 1996, 57 landfills reported receiving 46,134,206 gate cubic yards of waste. This volume was 989,956 gate cubic yards less than the total received during 1995, a 2.1-percent decline. As of Jan. 1, 1997, 57 landfills reported remaining capacities totaling 411,909,000 gate cubic yards, or 61,903,000 gate cubic yards less than on Jan. 1, 1996, a drop of 13.1 percent. Dividing wastes disposed during 1996 by capacity remaining on Jan. 1, 1997, suggests a landfill life expectancy in Illinois of 8.9 years, at current (1996) disposal rates, barring capacity adjustments, until capacity is depleted.</p>			
17. Document Analysis a. Descriptors municipal solid waste solid waste landfills solid waste transfer stations			
b. Identifiers/Open-Ended Terms Illinois			
c. COSATI Field/Group			
18. Availability Statement Available from Illinois EPA or from NTIS		19. Security Class (This Report) Unclassified	21. No. of Pages 258
		20. Security Class (This Page) Unclassified	22. Price